2025 Site Management Plan Operation, Maintenance and Monitoring Summary Report

BCP Site #C401055

Location:

136 Fuller Road
Albany, New York, 12250

Prepared For:

136 Fuller Road LLC
P.O. Box 790
Burlington, VT 05402

LaBella Project No. 2222575.05

March 2026

4 British American Blvd. | Latham, NY 12110 | p 518.439.8235

Table of Contents

1.0 EXECUTIVE SUMMARY 1
2.0 GROUNDWATER MONITORING, SAMPLING AND ANALYSIS 1
2.1 Groundwater Monitoring 1
2.2 Groundwater Quality 2
2.2.1 Source Area 3
2.2.2 Plume area (sampled June only) 5
3.0 TOTAL FLUIDS EXTRACTION (TFE) SYSTEM 5
3.1 Operations, Monitoring and Maintenance 6
3.2 TFE System Performance 7
3.2.1 Hydraulic Control 7
3.2.2 Capture Zone Development 7
3.2.3 Groundwater/Vapor Extraction and Mass Removal 7
4.0 SUB-SLAB DEPRESSURIZATION SYSTEM (SSDS) 8
4.1 System Operation: Routine Maintenance 8
5.0 COVER SYSTEM AND SITE-WIDE INSPECTION 8
5.1 Cover System 8
5.2 Site-Wide Inspection 8
6.0 CONCLUSIONS/RECOMMENDATIONS 9

ATTACHMENTS

Figures

Figure 1 Site Location Map
Figure 2 Groundwater Contour Map – 1st Quarter (March 4, 2025)
Figure 3 Groundwater Contour Map – 2nd Quarter (June 30, 2025)
Figure 4 Groundwater Contour Map – 3rd Quarter (September 25, 2025)
Figure 5 Groundwater Contour Map – 4th Quarter (December 16, 2025)
Figure 6 Total CVOCs in Groundwater – March 4, 2025
Figure 7 Total CVOCs in Groundwater – June 30, 2025
Figure 8 Total CVOCs in Groundwater – September 25, 2025
Figure 9 Total CVOCs in Groundwater - December 16, 2025

Tables

Table 1 2025 Groundwater Elevations Summary
Table 2 2025 Groundwater Analytical Results Summary
Table 3 Historical Groundwater Analytical Results Summary
Table 4 2025 TFE System Performance Summary
Table 5 Historic TFE System Performance Summary – Groundwater
Table 6 Historic TFE System Performance Summary – Vapor
Table 7 TFE System – Total Mass Removal Calculations

Appendices

Appendix A 2025 Quarterly Groundwater Field Data Sheets
Appendix B Laboratory Analytical Reports – Groundwater
Appendix C Charts – CVOC Concentration (total) vs. Time
Appendix D TFE and Site Inspection Forms
Appendix E 2025 Laboratory Analytical Reports – TFE System Influent/Effluent (Water)
Appendix F 2025 Laboratory Analytical Reports – TFE System Effluent (Vapor)

1.0 EXECUTIVE SUMMARY

On behalf of 136 Fuller Road LLC (Owner), LaBella Associates, D.P.C. (LaBella) presents this *2025 Site Management Plan Operation, Maintenance and Monitoring Summary Report* for New York State Department of Environmental Conservation (NYSDEC) Brownfield Cleanup Program (BCP) Site No. C401055 located at 136 Fuller Road, City of Albany, Albany County, New York , hereinafter referred to as the "Site" (**Figure 1**).

The prior Site owner, Fuller Partners, LLC entered into a Brownfield Cleanup Agreement (BCA) with the NYSDEC in April 2009 to investigate and remediate the +/-15.5-acre property. The Site was remediated to commercial use soil cleanup objectives (CUSCOs). In March 2013 the NYSDEC approved a Site Management Plan (SMP) (revised in August 2016 and February 2019) for the Site, prepared to manage the remaining volatile organic compounds (VOCs) in the subsurface and specifies the methods necessary to ensure compliance with the Site remedies installed in 2011 which consists of: a sub-slab depressurization system (SSDS) and a high vacuum and soil vapor extraction (HVE/SVE) system, hereinafter referred to as the total fluids extraction (TFE) system), and a Site cover system. A Certificate of Completion (COC) was issued by the NYSDEC on April 25, 2013. The Site continue to be commercial or industrial for the foreseeable future. In October 2022, property ownership and COC were transferred to 136 Fuller Road LLC.

The following is a summary of operation, maintenance and monitoring (OM&M) performed at the Site in 2025 in accordance with the NYSDEC-approved SMP.

- Quarterly groundwater sampling and groundwater elevation measurements.
- TFE system inspections, maintenance and repairs as required.
- TFE influent and effluent sampling (i.e., influent/effluent water and effluent vapor).
- SSDS inspections, maintenance and repairs as required.
- Site-wide inspections to assess the following:
    - Compliance with all institutional controls (ICs), including Site usage.
    - Condition and continued effectiveness of engineering controls (ECs).
    - General site conditions.
    - Confirm Site records are up to date.

2.0 GROUNDWATER MONITORING, SAMPLING AND ANALYSIS

While the TFE system is operational, groundwater monitoring is performed on a quarterly basis to assess the performance of the remedy. The network of monitoring wells has been installed to monitor both source and plume area groundwater conditions at the Site. The network of on-site wells has been designed based on the following criteria: wells in both the source and plume area, wells situated above the shallow clay layer, and two wells situated above the deeper clay layer. The monitoring events that were conducted during the 2025 reporting period are summarized below.

2.1 Groundwater Monitoring

Monitoring of groundwater conditions at the Site includes both groundwater level measurements and groundwater quality sampling and analysis. Groundwater elevation data were collected once each quarter (March, June, September, and December 2025). Gauging was performed at 24 monitoring wells, as accessible. Gauging field data sheets are included in **Appendix A.** 2025 groundwater elevation data are summarized in **Table 1.** Potentiometric contours developed for each quarterly monitoring event using this elevation data are depicted in **Figures 2 through 5**.

In accordance with the quarterly sampling schedule, groundwater samples were collected by LaBella at six (6) monitoring wells (MW-10, MW-25, MW-27, MW-30, MW-32, and MW-33) during the 1st (March 4th), 3rd (September 25th), and 4th (December 16th) quarters of 2025. During the 2nd quarter 2025 (June 30th), groundwater samples were collected from the six (6) wells listed above plus an additional eleven (11) monitoring well locations (including MW-3, MW-5, MW-7, MW-9, MW-13, MW-17, MW-20, MW-29, MW-31, MW-35, and MW-37).

During the 2025 monitoring events, each well was purged with a low-flow peristaltic pump. During purging, field parameters (pH, static water level, specific conductivity, temperature, dissolved oxygen (DO), oxidation-reduction potential (ORP), and turbidity) were measured and recorded. Groundwater was pumped through an in-line flow cell until groundwater quality readings for the indicator parameters stabilized. Once the parameters stabilized, the groundwater sample was collected. Groundwater field data sheets with field parameter data collected during each quarterly sampling event are attached in **Appendix A.** 2025 VOC concentrations are summarized in **Table 2.** Historical groundwater analytical results are summarized in **Table 3.** Total chlorinated VOC (CVOC) concentrations for each quarterly monitoring are summarized and depicted in **Figures 6 through 9.** Laboratory analytical reports are presented in **Appendix B**.

March 2025

The March 2025 quarterly groundwater monitoring event included gauging 17 of 24 monitoring well locations and sampling from 5 of 6 monitoring wells. Monitoring wells not gauged were either inaccessible due to snow/ice cover or blocked by equipment. MW-27 was not sampled during the 1st Quarter 2025.

June 2025

The June 2025 annual groundwater monitoring event performed by LaBella included gauging 21 of 24 monitoring well locations and collection of groundwater samples from 17 groundwater monitoring locations. MW-8, MW-34, and MW-11 were inaccessible and not gauged. Monitoring well MW-5 was sampled as alternative to MW-18, after it was observed dry during gauging activities. Two additional monitoring well locations, MW-17 and MW-35, were sampled in June 2025 to evaluate VOC concentrations in downgradient plume areas and assess if additional investigation or remediation activities need occur in source area and/or plume area near these well locations.

September 2025

The September 2025 quarterly groundwater monitoring event included gauging 18 of 24 monitoring well locations and sampling from 6 of 6 regularly scheduled quarterly monitoring well locations.

December 2025

The December 2025 quarterly groundwater monitoring event included gauging 17 of 24 monitoring well locations and sampling from all 6 regularly scheduled quarterly monitoring well locations. Monitoring wells not gauged were either inaccessible due to snow/ice cover or blocked by equipment.

2.2 Groundwater Quality

Groundwater analytical results in 2025 continue to indicate concentration fluctuations in the Site's contaminants of concern (CoC) as a result of hydrogeologic variability. Present-day CoCs in Site

groundwater are predominantly dissolved phase CVOCs including chlorinated ethenes, specifically tetrachloroethylene (PCE) and trichloroethylene (TCE), and their degradation products, including but not limited to 1,1-Dichloroethane; 1,1-Dichloroethylene; cis-1,3-Dichloroethylene; and vinyl chloride. Historically, free phase chlorinated solvents (DNAPL) and petroleum (LNAPL) were present in source area groundwater. No evidence of DNAPL or LNAPL was observed during the 2025 monitoring period, and concentrations of petroleum VOCs, primarily total xylenes, remain less than 1 part per million (ppm) Site-wide. Concentrations of dissolved VOCs observed in groundwater samples collected in 2025 from source and plume areas are generally consistent with historical trends. Concentrations of total CVOCs for each 2025 sampling event are provided on isocontour maps presented in **Figures 6 through 9**. Analytical data from the 2nd quarter 2025 monitoring event are shown on **Figure 7** and used to approximate CVOC concentration contours in the plume area downgradient of the source area during the 1st, 3rd, and 4th quarter monitoring events. Analytical lab reports are presented in **Appendix B.** Time series plots showing historical and current analytical data are presented in **Appendix C**.

2.2.1 Source Area

In the source area, total concentrations of dissolved-phase CVOCs generally ranged from 12.5-micrograms per liter (ug/L) or part per billion (ppb) at MW-25 to 23,365 ug/L at MW-30. Wells in which groundwater concentrations of one or more VOCs were above 100 µg/L during 2025 or where 2025 VOC concentrations were different than previous results are listed below:

MW-10

- MW-10 is located on eastern periphery of source area hydraulically controlled by TFE extraction well R-11.
- cis-1,2-Dichloroethylene: The March 2025 concentration of 148 ug/L was greater than the March 2024 concentration of 85 ug/L, and below the historical average of 481 ug/L for this location over the past decade.
- Total CVOCs: The total CVOC concentration of 31.7 ug/L in December 2025 is the lowest concentration observed at this location. The overall trend for total CVOCs in groundwater at this location is decreasing.

MW-25

- MW-25 is located on northern periphery of the source area hydraulically controlled by TFE extraction well R-5.
- Total CVOCs: The historical high total CVOC concentration at this well location is 14,736 ug/L (2011). Total CVOC concentrations ranging from 12.52 ug/L (March 2025) to 136 ug/L (December 2025) are below the historical total CVOC concentration average of 1,275 ug/L for this location over the past decade. The overall trend for total CVOCs in groundwater at this location is decreasing.

MW-27

- MW-27 is located on northern periphery of the source area hydraulically controlled by the TFE extraction wells R-5 and R-6.
- Total CVOCs: The historical high total CVOC concentration at this well location is 113,430 ug/L (2020). Total CVOC concentrations ranging from 94 ug/L (June 2025) to 303 ug/L (December 2025) are below the historical total CVOC concentration average of 7,496 ug/L for this location over the past decade. 1,1-DCE, chloroethene, cis-1,2-DCE, TCE, freon 11, and vinyl chloride continue to be most prevalent at this location. The overall trend for total CVOCs in groundwater at this location is decreasing.

MW-30

- MW-30 is located adjacent to and is hydraulically controlled by TFE extraction well, R-2.
- 1,1,1-Trichloroethane: 2025 concentrations ranged from 438 ug/L (December) to 1,970 ug/L (March). The average concentration of 915 ug/L in 2025 was slightly higher than the 2024 average of 813 ug/L and remains above the historical average of 157 ug/L at this location over the last decade.
- 1,1-Dichloroethane: 2025 concentrations ranged from 134 ug/L (June) to 390 ug/L (March). The average concentration of 218 ug/L in 2025 was slightly higher than the 2024 average of 165 ug/L and remains consistent with the historical average of 216 ug/L at this location over the last decade.
- cis-1,2-Dichloroethylene: The average concentration in 2025 was 1,099 ug/L, which is similar to a historical average of 1,076 ug/L over the last decade, and less than the historical average of 3,765 ug/L. since monitoring began in 2010.
- Dichlorodifluoromethane: Concentrations ranged from 43.5 ug/L (September) to 350 ug/L (March) in 2025. The average concentration of 157 ug/L in 2025 was higher than the 2024 average of 74 ug/L and remains above the historical average of 41 ug/L at this location over the last decade.
- PCE: The 2025 average concentration of 11,153 ug/L was higher than the 2024 average concentration of 7,323 ug/L and remains above the historical average of 2,306 ug/L at this location since monitoring began in 2010. The overall trend since 2018 for PCE concentrations in groundwater at this location is increasing.
- TCE: 2025 concentrations ranged from 747 ug/L (December) to 1,830 ug/L (March). The average 2025 concentration of 1,192 ug/L is an increase from the 2024 average of 694 ug/L, and remains greater than the previous decade average of 372 ug/L.
- Trichlorofluoromethane (freon 11): 2025 concentrations ranged from 153 ug/L (December) to 709 ug/L (March). The average concentration of 469 ug/L in 2025 was slightly higher than the 2024 average of 281 ug/L and remains above the historical average of 44 ug/L at this location over the last decade.
- Total CVOCs: The average total CVOC concentration in 2025 was 10,277 ug/L at this location, remaining greater than the 2024 average of 10,277 ug/L and historical average of 3,564 ug/L for this location over the past decade. The overall trend for total CVOCs in groundwater at this location is increasing.

MW-32

- MW-32 is located adjacent to and is hydraulically controlled by TFE extraction well, R-11.
- 1,1,1-Trichloroethane: 2025 concentrations ranged from 233 ug/L (June) to 4,100 ug/L (March), which is the second highest ever recorded concentration at this location since 2010 (December 2023 – 4,520 ug/L). The average concentration of 1,401 ug/L in 2025 was significantly higher than the 2024 average of 517 ug/L and historical average of 866 ug/L at this location over the last decade.
- 1,1-Dichloroethylene: The December 2025 concentration of 173 ug/L was greater than the March 2024 concentration of 76 ug/L, and below the historical average of 61 ug/L for this location over the past decade.
- cis-1,2-Dichloroethylene: Concentrations in 2025 averaged 289 ug/L, ranging from 12 ug/L (March) to 528 ug/L (June), greater than the 2024 average concentration of 152 ug/L.
- PCE: The 2025 average concentration of 4,090 ug/L was higher than the 2024 average concentration of 2,069 ug/L and remains above the historical average of 3,138 ug/L at this location since monitoring began in 2010.

- TCE: The average 2025 concentration of 118 ug/L is similar to the 2024 average of 103 ug/L, and remains slightly greater than the previous decade average of 90 ug/L.
- Total CVOCs: The average total CVOC concentration in 2025 was 6,035 ug/L at this location, remaining greater than the 2024 average of 2,845 ug/L. A December 2025 total CVOC concentration of 13,030 ug/L was the highest observed concentration since December 2023 (19,909 ug/L The overall trend for total CVOCs in groundwater at this location is increasing.

MW-33

- MW-33 is located on southern/ downgradient periphery of the source area.
- Total CVOCs: The historical high total CVOC concentration at this well location is 23,513 ug/L (2014). Total CVOC concentrations averaged 57 ug/L in 2025, slightly greater than the 2024 average of 50 ug/L but significantly less than an average of 165 ug/L at this location over the past decade. The overall trend for total CVOCs in groundwater at this location is decreasing.

2.2.2 Plume area (sampled June only)

VOC concentrations in groundwater downgradient and side gradient of the source area were typically orders of magnitude lower than those in the source area. Concentrations in the plume area also tend to fluctuate less than those in the source area. Monitoring wells sampled in the plume area during the 2nd quarter 2025 (only) were generally consistent with historical results. Analytical results continue to indicate decreasing concentration trends since monitoring of these wells began with the following exceptions.

MW-7

The total CVOC concentration in 2025 was 102 ug/L, and remains less than the 2024 concentration of 605 ug/L and the previous decade average of 311 ug/L. The overall trend for total CVOCs in groundwater at this location is slightly increasing from 2010 but decreasing since 2015 when the greatest total CVOC concentration (1,166 ug/L) was observed.

2025 results for plume area monitoring wells are presented on **Figure 7** and used to approximate plume area extents for quarterly monitoring events when not sampled. Time series plots showing historical and current analytical data are presented in **Appendix C.**

3.0 TOTAL FLUIDS EXTRACTION (TFE) SYSTEM

In 2018, the TFE System was modified consistent with the April 10, 2018, Corrective Measures Work Plan, and approved by NYSDEC. On-site HVE/SVE wells in the source area are connected to a vacuum system used to meet the remedial objective of extracting impacted groundwater, DNAPL, and soil vapor from the aquifer. A high-level vacuum is applied to the wells which lowers the water table to 8 to 15 feet below ground surface. The TFE system extracts VOCs formerly trapped in the saturated source area soils by lowering the groundwater table to create unsaturated extraction conditions. The design includes the installation of an impermeable shallow liner system with drainpipes to limit infiltration of storm water into the source area and enhance conditions for vacuum extraction by creating a ”cover” over the moderately permeable soil area.

Piping from the wells is connected to an influent manifold in the remediation trailer housing the TFE equipment. Vapor is directed through a phase separator to remove liquid from the vapor stream which is discharged to the atmosphere. Liquid separated from both the TFE system flows through a product

oil/water separator, through bag filters and a shallow tray VOC air stripping unit. Lastly, treated water is discharged to the on-site wastewater system.

During 2025, operation of the TFE System remained focused on onsite groundwater hydraulic containment and the prevention of off-site migration of groundwater containing dissolved VOCs at concentrations above action levels. The TFE System continued to extract, treat, and discharge groundwater water to the combined sanitary sewer, and extract and discharge subsurface vapors for atmospheric discharge. The following sections summarize TFE System operation, maintenance, and performance in 2025, and discuss its effectiveness, as well as planned future activities.

3.1 Operations, Monitoring and Maintenance

In 2025, LaBella conducted OM&M activities on TFE extraction wells R-2, R-5, R-6, R-7, and R-11, and the TFE treatment system. Extraction wells R-8, R-9, and R-4 were not operated in 2025.

The goals of the OM&M activities for the TFE System were to maintain pumping at a rate necessary to achieve hydraulic control, and to maintain the treatment system to meet permitted treatment requirements. Routine OM&M activities included weekly / monthly / quarterly / and annual system inspections, routine maintenance, monitoring, sampling, system and equipment repairs, adjustment of pumping controls, waste management, and lawn care/snow removal from areas surrounding the system trailer. As applicable, monitoring and analytical equipment were calibrated per the manufacturers' specifications.

TFE system inspections were generally conducted weekly or bi-weekly and following TFE system alarm callouts. The following routine TFE system maintenance and repairs were conducted in 2025:

- Repair and/or replacement of TFE system transfer pumps as needed to maintain proper operating conditions. Typical maintenance of transfer pumps includes repair or replacement of these pumps when necessary and often includes the replacement of pump seals and lubricating bearings.
- Monthly Traivaini® vacuum extraction pump maintenance (oil addition, separator filter checks, radiator cleaning, and influent air filter replacements).
- Weekly or bi-weekly replacement of bag filters and air intake filters.
- Pro-Control® programming adjustments.
- Cleaning of float switches at the air stripper, cyclone, and oil/water separator.
- Bag filter housing repair.
- Intake manifold inspections, discharge flow meter/piping repairs, and replacements.
- Repairs and cleaning of recovery well components.
- Annual maintenance and cleaning of the TFE system's cyclone sump, air stripper, oil-water separator, and bag filter housing.

The following non-routine OM&M activities were performed for the TFE System in 2025:

- Development of active TFE System recovery wells on May 13, 2025. Well development water was captured and processed through TFE System.
- Air stripper fan housing and motor repairs in July 2025.
- Replacement of the high-level vacuum pump motor in August 2025 following failure of the equipment on July 24, 2025. The TFE system was offline until September 9, 2025.

A log of routine and non-routine system OM&M activity is maintained at the TFE System trailer. TFE system inspection forms completed during each monthly monitoring event are included in **Appendix D**.

3.2 TFE System Performance

Table 4 summarizes 2025 TFE performance and system up-time. The combined system up-time, based on operational hours relative to total hours, was approximately 85% during 2025. Failure of the high-level vacuum pump motor in July 2025 attributed to most TFE system downtime in 2025.

TFE system performance in 2025 was gauged by the degree of hydraulic control, capture zone development, the magnitude of groundwater extraction, mass recovery from liquid and vapor, and treatment to meet discharge requirements. Performance of the TFE in 2025 is discussed below.

3.2.1 Hydraulic Control

Hydraulic control continued to focus on the source area located in the north-central portion of the Site in 2025. Active extraction wells R-2, R-5, R-6, R-7, and R-11 achieved the objective of on-Site migration control. Each of the wells extracted groundwater from the source at locations within the building footprint (R2 and R-11), and exterior building (R-5, R-6, and R-7). The high percentage of up-time for TFE extraction well facilitated migration control and continuous source control throughout the period. Based on 2025 monitoring data and groundwater pumping rates, onsite groundwater migration control remains effective.

3.2.2 Capture Zone Development

Potentiometric plots for the Site in 2025 (see Figures 2 through 5), up time for the TFE system and other historical site-specific hydrogeological information (e.g., well development and sampling observations) indicate that the TFE has maintained the capture zone in the vicinity of the extraction wells. As indicated on potentiometric plots, a cone of depression is maintained within the source area allowing the TFE system to extract VOC vapors formerly trapped in the saturated source area soils. Groundwater and vapor capture and recovery for the extraction wells is consistent with the remedial action objectives (provide on-Site hydraulic containment, prevent off-Site migration of groundwater containing dissolved VOCs, and mitigate soil vapors beneath the building).

3.2.3 Groundwater/Vapor Extraction and Mass Removal

Table 4 summarizes groundwater and vapor extraction performance of the TFE in 2025 based on flow rates, influent and effluent monitoring and sampling, and mass recovery of VOCs.

Influent groundwater flow rates at the TFE system averaged 0.38 gallons per minute (gpm) or 545 gallons per day (gpd) in 2025. Approximately 172,040-gallons of groundwater were extracted and treated by the TFE system in 2025. Total VOC concentrations ranged from 17.43 micrograms per liter (ug/L) in November to 247.99 ug/L in September. The TFE yielded approximately 0.142-pounds of extracted VOCs from influent groundwater, based on the measured flow at the TFE system's effluent flowmeter and VOC concentrations detected during the monthly TFE system sampling events. Historical TFE groundwater data is summarized in Table 5. Laboratory analytical reports for monthly TFE system influent and effluent water samples are included in Appendix E.

Effluent air flow from the TFE system averaged 152 cubic feet per minute (CFM) and observed VOC concentrations via photoionization detector (PID) field screenings ranged from 0.0 part per million (ppm) in June to 17.9 ppm in May. Total VOC vapor concentrations extracted by the TFE system during 2025 averaged 0.085 pounds per day, for an annual total of approximately 28.52 pounds. Historical TFE vapor data is summarized in Table 6. Laboratory analytical reports for monthly TFE system and effluent vapor samples are included in Appendix F.

Total mass removal of VOCs in 2025 was approximately 28.66 pounds. Approximately 1,356 pounds of VOCs have been removed by the TFE system since January 2012. Historical mass removal calculations for the TFE system are summarized in attached **Table 7.**

4.0 SUB-SLAB DEPRESSURIZATION SYSTEM (SSDS)

The SSDS consists of three zones in the plume areas downgradient of the source area with two screened vapor extraction wells in each zone (VE-3, VE-4, VE-5, VE-7, VE-8, and VE-9). The remedial objective is to mitigate potential soil vapors beneath the building downgradient of the source area. Each zone is connected to one regenerative blower with PVC pipe and manifold sections. Each blower provides sufficient vacuum extraction capacity to produce a minimum vacuum pressure of 35 - inches of water column (inH_20) or 2.6 - inches of mercury (inHg) at each vapor extraction well. An inline sample port and vacuum pressure gauge at each vacuum extraction well allow for the operational monitoring of vacuum pressures at wellheads. The three blowers are situated above a loading dock overhang on the north side of the building, east of the TFE system trailer.

4.1 System Operation: Routine Maintenance

This system is designed to require minimal routine equipment maintenance. During periodic Site inspections (quarterly at a minimum), LaBella ensured that the system was operating appropriately and visually inspected vacuum blowers, in-line air filters, pressure gauges, and general system conveyance piping. Extraction well pressure readings were recorded and are included on **Appendix D** – Inspection Forms. SSDS up-time, based on operational hours relative to total hours, was approximately 99% during 2025. Minimal downtime was generally attributed to power outages. Non-routine repairs were not conducted in 2025.

5.0 COVER SYSTEM AND SITE-WIDE INSPECTION

5.1 Cover System

Remaining impacted soils at the Site are primarily in subsurface soils in the source area and a limited area of impacted surface soil located south of the Site building (boring B-3). In the source area, this cover system is comprised of both the concrete building slabs and, externally, a minimum of 12 inches of clean soil underlain by an impermeable delineating liner and concrete building slabs. In the boring B-3 area, approximately 0.5 feet of asphalt pavement is the cover. These areas remain intact and continue to prevent direct human exposure to the limited areas of remaining soil contamination.

5.2 Site-Wide Inspection

An annual Site-wide inspection was conducted on June 30, 2025. Annual inspection forms are attached to **Appendix D** and indicate the following:

- Site-wide compliance with all Institutional Controls, including Site usage.
- Site-wide compliance with all Engineering Controls, including the TFE system, SSDS and cover system. ECs are intact, good condition, and operating within design parameters.
- Groundwater monitoring wells are in place and in adequate condition, and groundwater quality is not being compromised.
- Site management activities have been conducted consistent with the NYSDEC-approved SMP.
- TFE and SSDS operation, monitoring, and maintenance has continued to be conducted consistent with the SMP and the NYSDEC-approved Operation and Maintenance Plan.

Applicable inspection forms and other records generated for the Site during this reporting period are stored in electronic format in the overall project file. Health and safety, SMP, and O&M records are maintained in a safe and secure manner on-Site.

6.0 CONCLUSIONS/RECOMMENDATIONS

The combined results of 2025 groundwater sampling, TFE system performance, SSDS operation and the Site inspections indicate that the Site remedy per the NYSDEC-approved SMP is working effectively and ensuring compliance with all ECs and ICs required by the Environmental Easement for contamination that remains at the Site. Future monitoring is expected to show continued attenuation of remaining CVOC impacts in the subsurface.

Groundwater monitoring and continued operation, maintenance, and monitoring of the TFE system, SSDS, and Site cover are recommended and planned for 2026 in accordance with the Site Management Plan. Downgradient and side gradient chemical concentrations of groundwater will continue to be evaluated to gauge the effectiveness of hydraulic control and monitor contaminant migration from the source area. Remedial system processes and procedures will continue to be reviewed, optimized, upgraded, and/or retrofitted as necessary to accommodate vapor and groundwater recovery rates and treatment requirements.

FIGURES

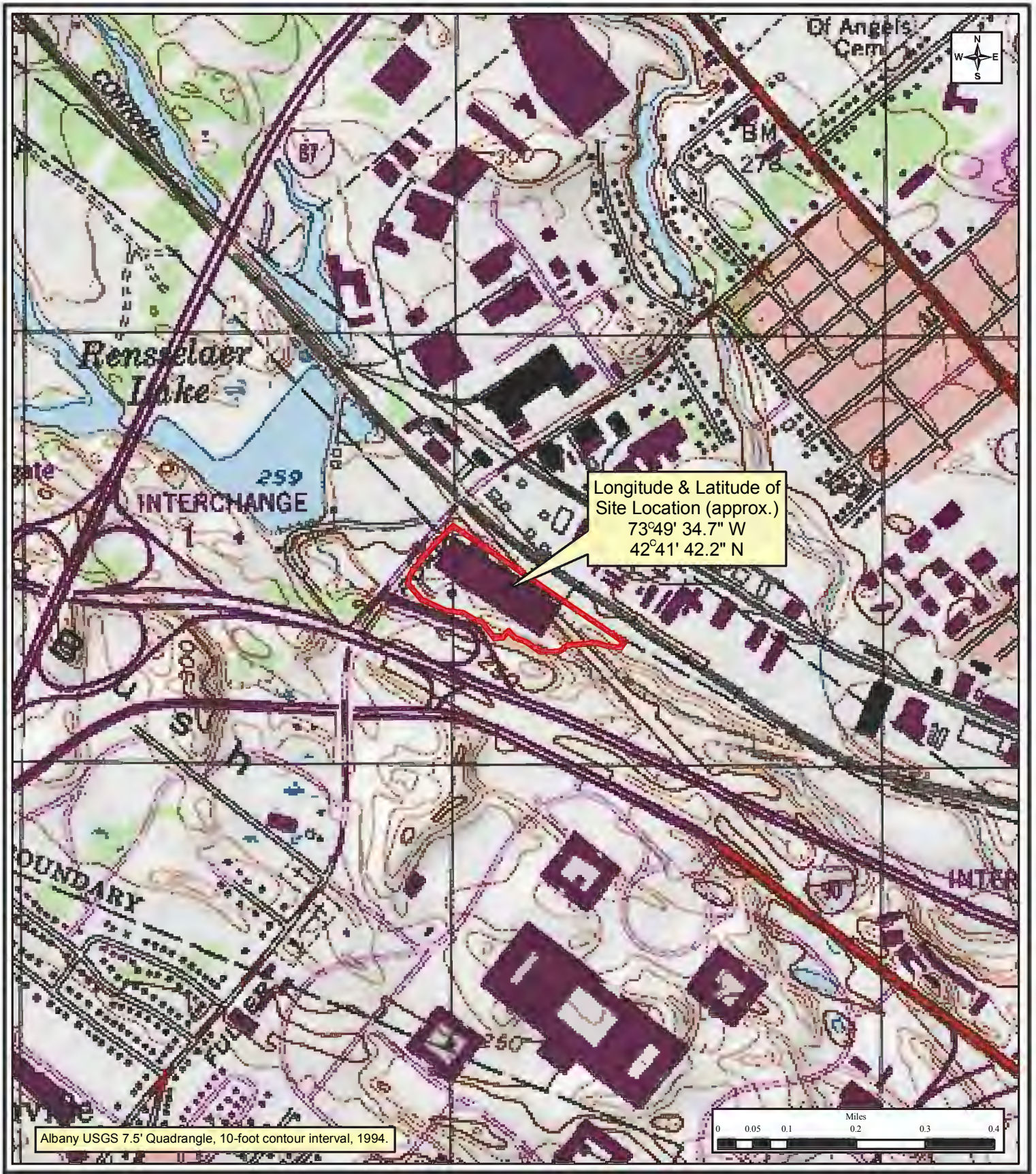

LaBella
Powered by partnership.
ENGINEERS/SURVEYORS
PLANNERS
ENVIRONMENTAL SCIENTISTS
LANDSCAPE ARCHITECTS

Dutchess County Office:
21 Fox Street, Poughkeepsie, NY 12601
Phone: (845) 454-3980

Orange County Office:
339 Meadow Avenue, Newburgh, NY 12550
Phone: (845) 562-0233

Capital District Office:
547 River Street, Troy, NY 12180
Phone: (518) 273-0055

Glens Falls Office:
100 Glen Street, Glens Falls, NY 12801
Phone: (518) 812-0513

136 Fuller Road - BCP Site No. C401055

Site Location Map

136 Fuller Road
City of Albany
Albany County, New York

Drawn:	BWF
Date:	10/1/2024
Scale:	As Shown
Project:	2222575
Figure:	1

Map Document: (R:\9\90601-90699\90618_00\GIS\maps\90618_TopographicMap_8x11.mxd)
1/1/2008 -- 11:52:03 AM



LaBella
Powered by partnership.

Fuller Road BCP
Site No. C401055

1Q2025 Routine SMP Reporting

N

0 37.5 75 150 Feet

Legend

- Shallow Monitoring Well
- Deep Monitoring Well
- Recovery Well
- Property Boundry
- TFE System Trailer
- Water Table Elevation Contour (Approx.)
- Approximate groundwater flow direction

LaBella Project No: 2222575
Date: September 2025

Groundwater Contour Map - March 4, 2025

Figure 2

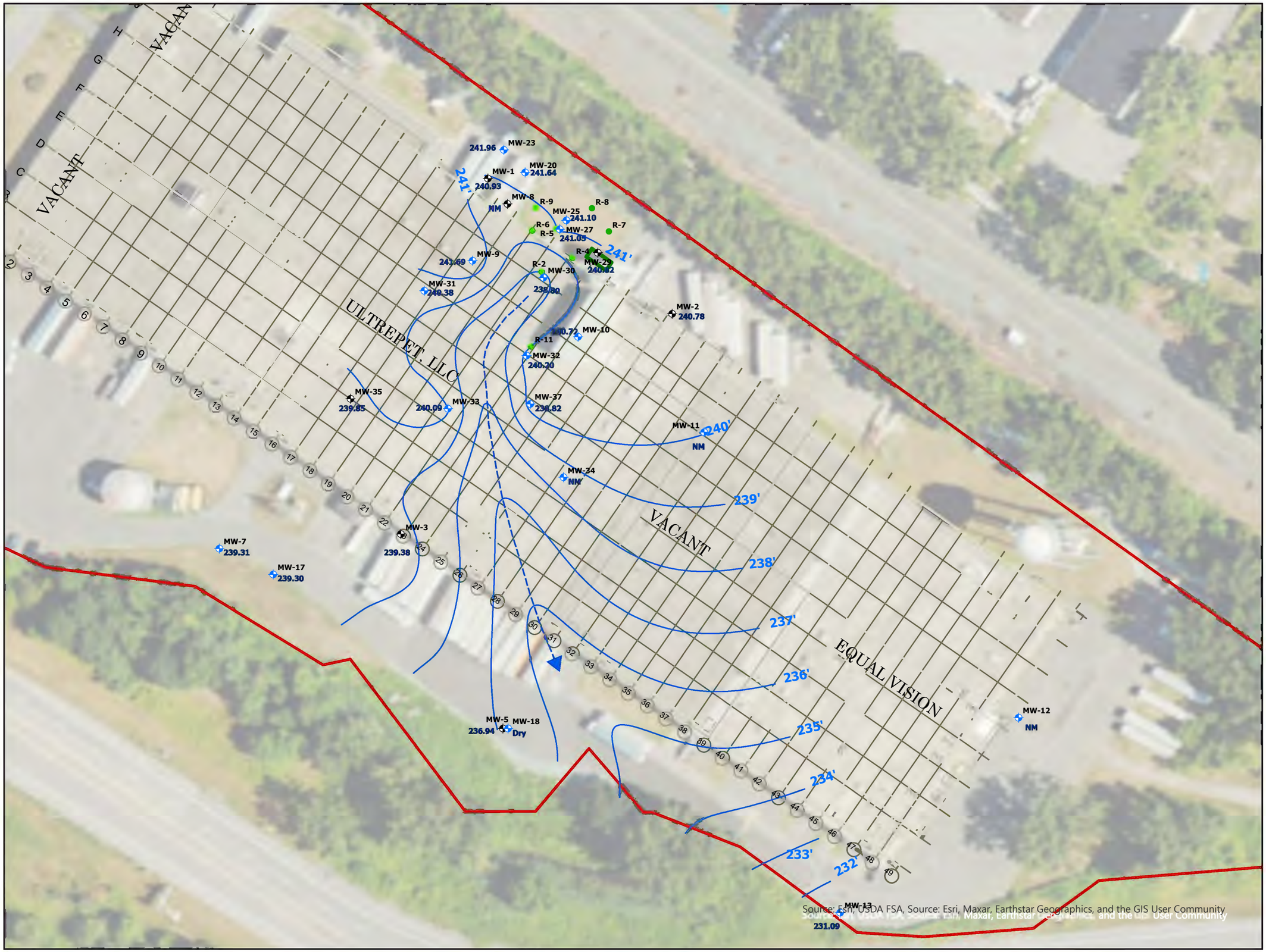

LaBella
Powered by partnership.

Fuller Road BCP
Site No. C401055

2Q2025 Routine SMP Reporting

N

0 37.5 75 150 Feet

Legend

- Shallow Monitoring Well
- Deep Monitoring Well
- Recovery Well
- Property Boundry
- TFE System Trailer
- Water Table Elevation Contour (Approx.)
- Approximate groundwater flow direction

LaBella Project No: 2222575
Date: September 2025

Groundwater Contour Map - June 30 & July 01, 2025

Figure 3



LaBella
Powered by partnership.

Fuller Road BCP
Site No. C401055

3Q2025 Routine SMP Reporting

N

0 37.5 75 150 Feet

Legend

- Shallow Monitoring Well
- Deep Monitoring Well
- Recovery Well
- Property Boundry
- TFE System Trailer
- Water Table Elevation Contour (Approx.)
- Approximate groundwater flow direction

LaBella Project No: 2222575
Date: December 2025

Groundwater Contour Map - September 25, 2025

Figure 4



LaBella
Powered by partnership.

Fuller Road BCP
Site No. C401055

4Q2025 Routine SMP Reporting

N

0 37.5 75 150 Feet

Legend

- Shallow Monitoring Well
- Deep Monitoring Well
- Recovery Well
- Property Boundry
- TFE System Trailer
- Water Table Elevation Contour (Approx.)
- Approximate groundwater flow direction

LaBella Project No: 2222575
Date: January 2026

Groundwater Contour Map - December 16, 2025

Figure 5

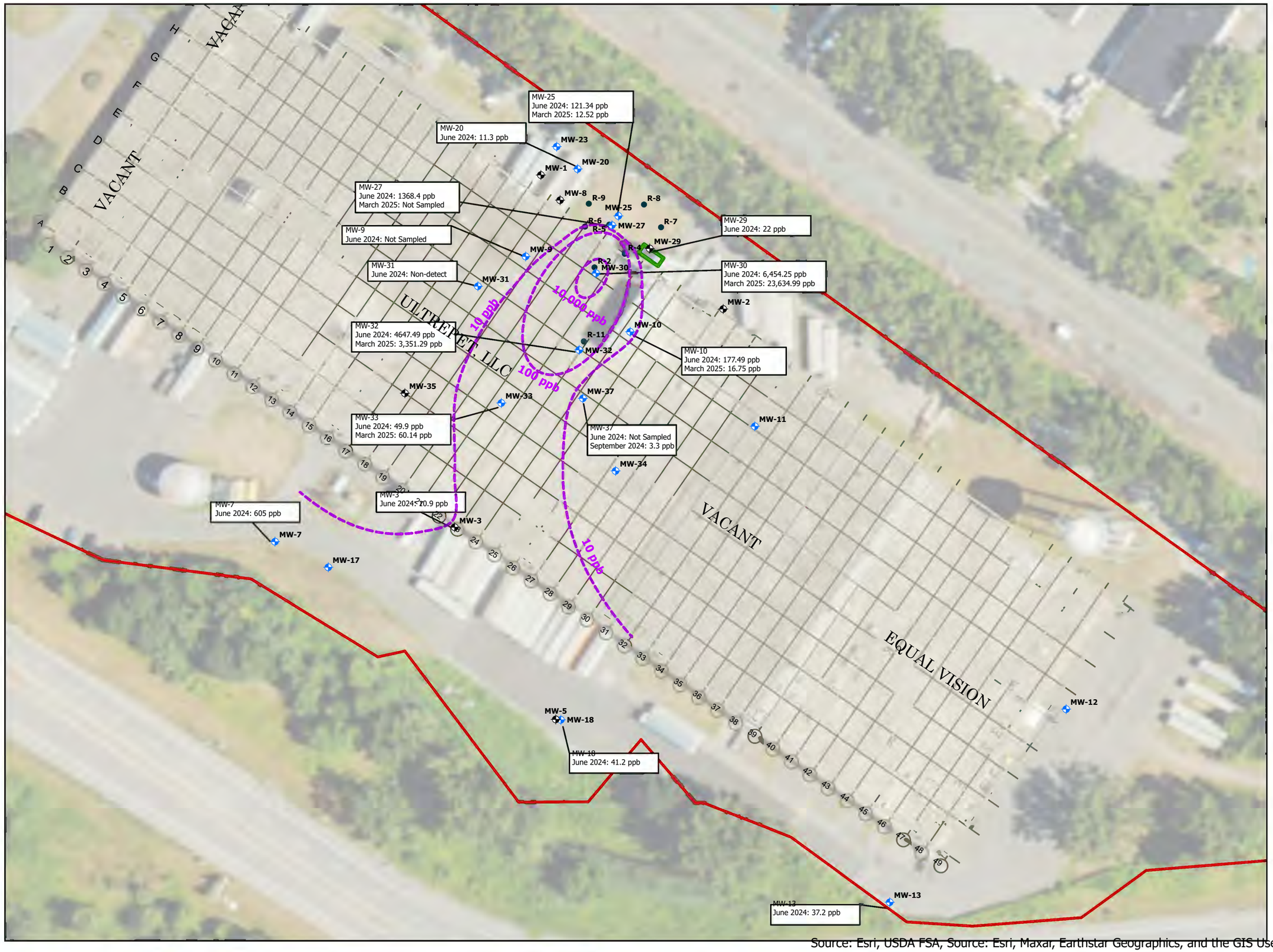

LaBella
Powered by partnership.

Fuller Road BCP
Site No. C401055

1Q2025 Routine SMP Reporting

N

0 37.5 75 150 Feet

Legend

- Deep Monitoring Well
- Shallow Monitoring Well
- Recovery Well
- Property Boundry
- TFE System Trailer
- Approximate Concentration Contour (Parts Per Billion)

LaBella Project No: 2222575
Date: September 2025

Total CVOCs in Groundwater - March 4, 2025

Figure 6

Source: Esri, USDA FSA, Source: Esri, Maxar, Earthstar Geographics, and the GIS User Community

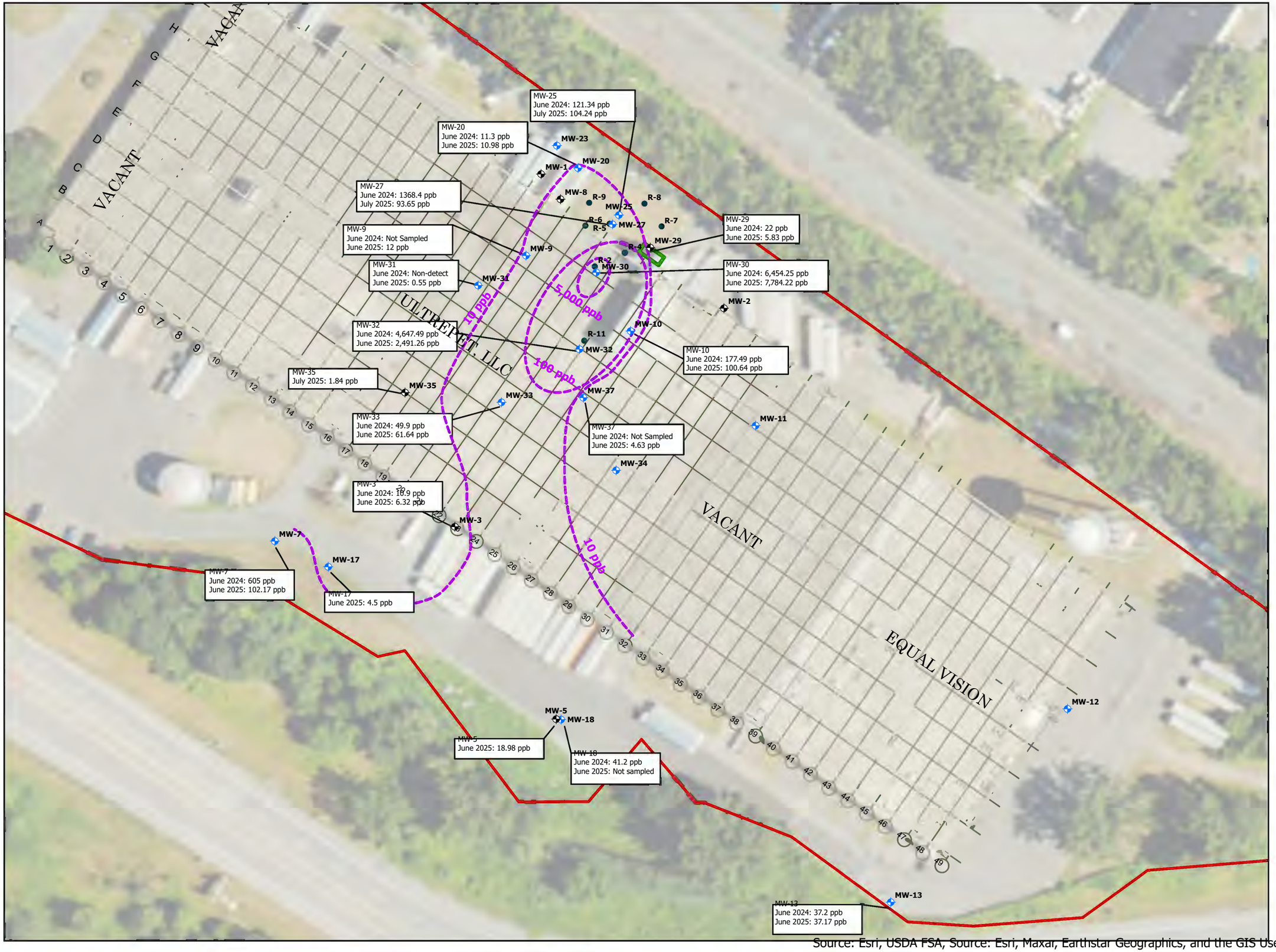

Source: Esri, USDA FSA, Source: Esri, Maxar, Earthstar Geographics, and the GIS User Community

LaBella
Powered by partnership.

Fuller Road BCP
Site No. C401055

2Q2025 Routine SMP Reporting

N

0 37.5 75 150 Feet

Legend

- Deep Monitoring Well
- Shallow Monitoring Well
- Recovery Well
- Property Boundry
- TFE System Trailer
- Approximate Concentration Contour (Parts Per Billion)

LaBella Project No: 2222575
Date: September 2025

Total CVOCs in Groundwater - June 30 & July 1, 2025

Figure 7

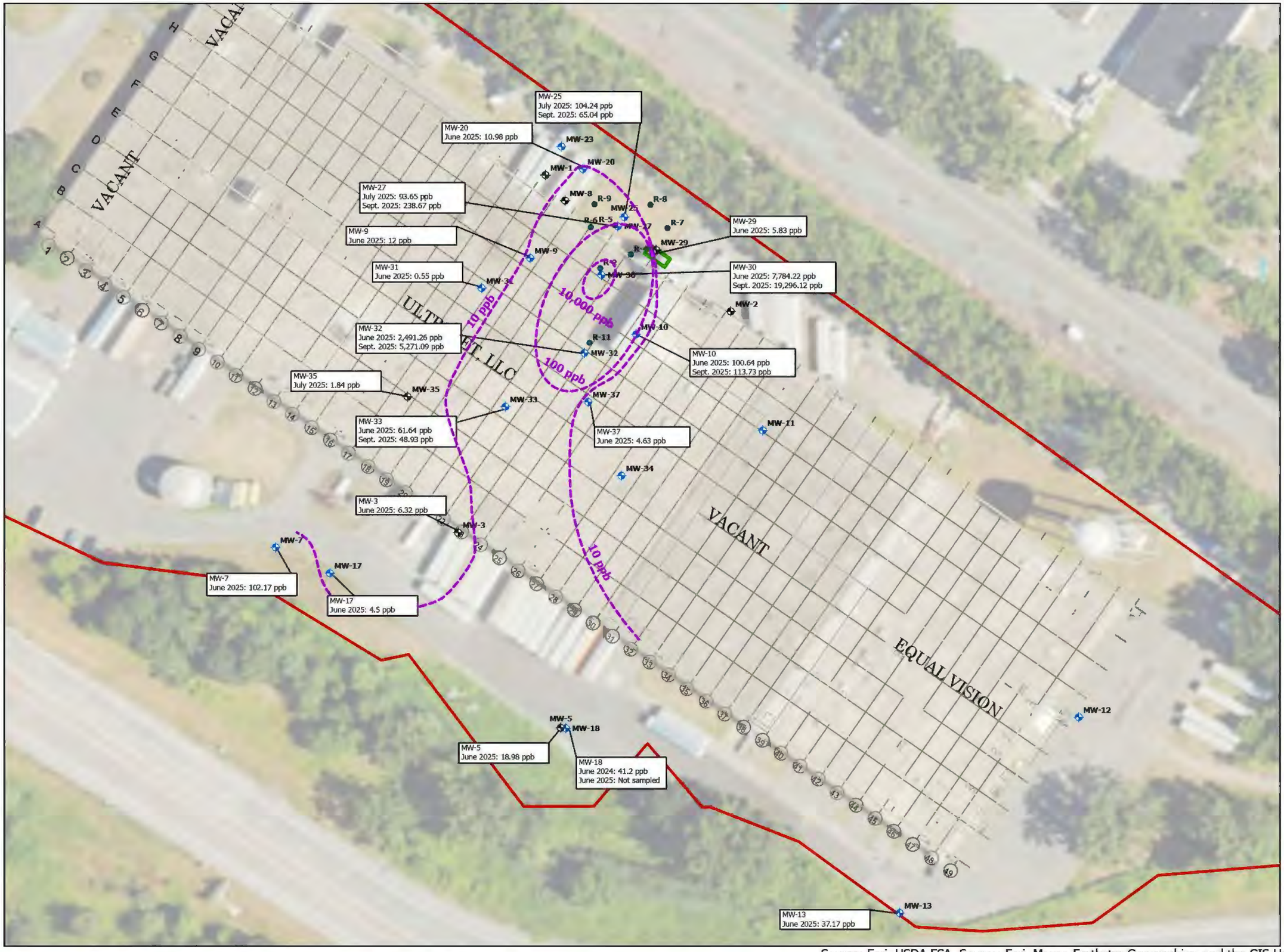

LaBella
Powered by partnership.

Fuller Road BCP
Site No. C401055

3Q2025 Routine SMP Reporting

N

0 37.5 75 150 Feet

Legend

- Deep Monitoring Well
- Shallow Monitoring Well
- Recovery Well
- Property Boundry
- TFE System Trailer
- Approximate Concentration Contour (Parts Per Billion)

LaBella Project No: 2222575
Date: December 2025

Total CVOCs in Groundwater - September 25, 2025

Figure 8

Source: Esri, USDA FSA, Source: Esri, Maxar, Earthstar Geographics, and the GIS User Community

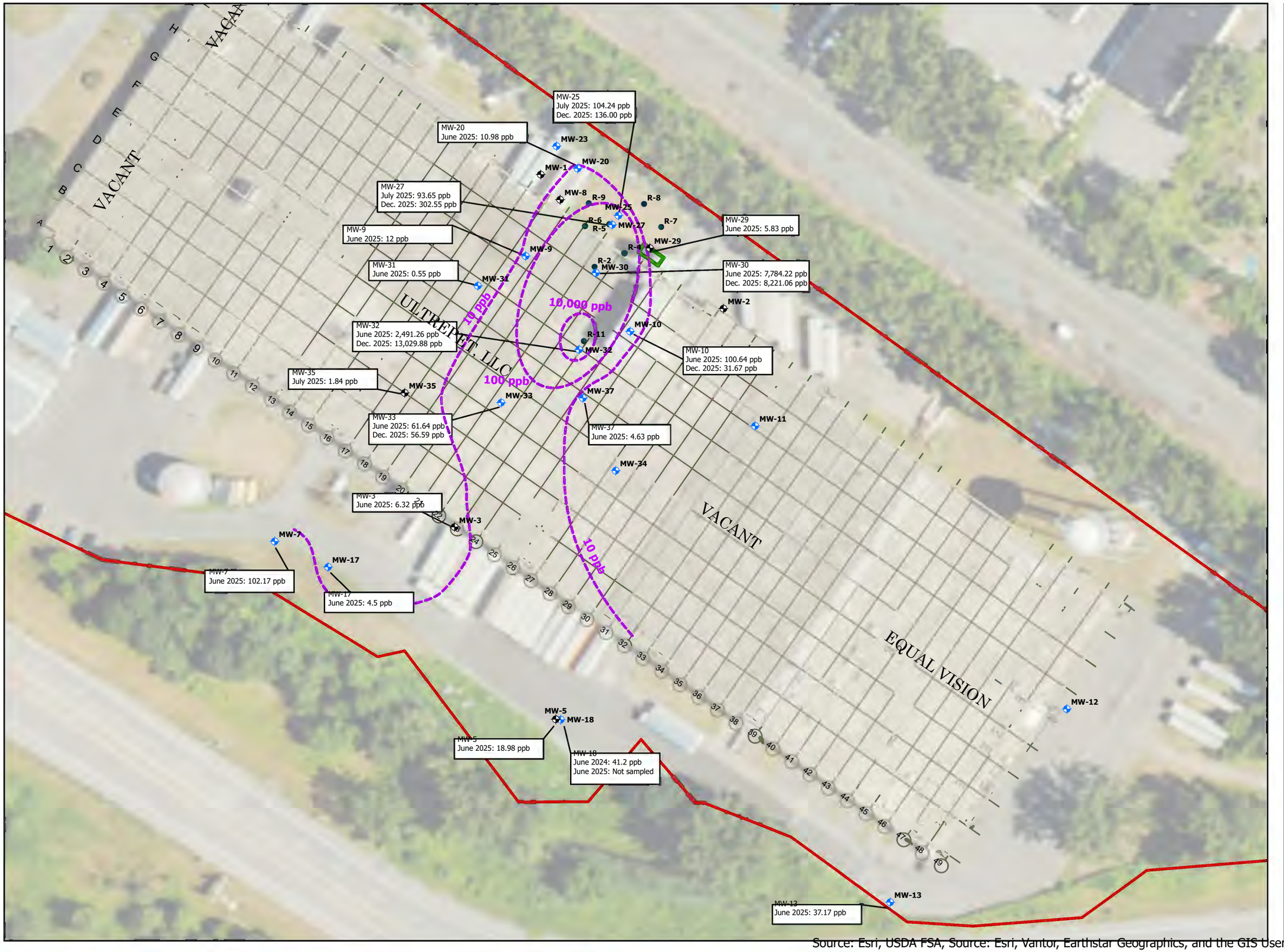

LaBella
Powered by partnership.

Fuller Road BCP
Site No. C401055

4Q2025 Routine SMP Reporting

N

0 37.5 75 150 Feet

Legend

- Deep Monitoring Well
- Shallow Monitoring Well
- Recovery Well
- Property Boundry
- TFE System Trailer
- Approximate Concentration Contour (Parts Per Billion)

LaBella Project No: 2222575
Date: January 2026

Total CVOCs in Groundwater - December 16, 2025

Figure 9

Source: Esri, USDA FSA, Source: Esri, Vantor, Earthstar Geographics, and the GIS User Community

TABLES

Table 1

2025 Groundwater Elevations Summary

136 Fuller Road, Albany, New York

NYSDEC BCP Site # C401055

Well ID	Top of Casing Elevation (ft. AMSL)	March 4, 2025 (1Q)		June 30, 2025 (2Q)		September 25, 2025 (3Q)		December 16, 2025 (4Q)	
		DTW (ft. btoc)	GW Elevation (ft. amsl)	DTW (ft. btoc)	GW Elevation (ft. amsl)	DTW (ft. btoc)	GW Elevation (ft. amsl)	DTW (ft. btoc)	GW Elevation (ft. amsl)
MW-10	252.68	13.31	239.37	11.96	240.72	13.62	239.06	13.53	239.15
MW-25	249.02	7.69	241.33	7.92	241.10	8.32	240.7	8.36	240.66
MW-27	248.7	NM	-	7.65	241.05	8.07	240.63	8.09	240.61
MW-30	252.65	13.95	238.70	13.85	238.80	14.14	238.51	13.91	238.74
MW-32	252.63	13.81	238.82	12.43	240.20	13.96	238.67	13.95	238.68
MW-33	252.71	13.99	238.72	12.62	240.09	14.13	238.58	14.16	238.55
MW-3	249.01	10.95	238.06	9.63	239.38	11.20	237.81	11.10	237.91
MW-7	247.88	NM	-	8.67	239.21	NM	-	NM	-
MW-9	252.4	11.13	241.27	10.71	241.69	NM	-	11.33	241.07
MW-13	247.92	NM	-	16.83	231.09	NM	-	NM	-
MW-18	247.34	11.81	235.53	Dry	-	10.61	236.73	11.92	235.42
MW20	248.93	8.47	240.46	7.29	241.64	9.36	239.57	8.61	240.32
MW-29	248.57	9.11	239.46	7.75	240.82	NM	-	9.36	239.21
MW-31	252.68	13.68	239	12.3	240.38	13.82	238.86	13.79	238.89
MW-1	248.66	NM	-	7.73	240.93	9.13	239.53	NM	-
MW-23	248.96	8.49	240.47	7.00	241.96	9.04	239.92	8.67	240.29
MW-8	248.62	8.35	240.27	NM	-	8.92	239.7	8.57	240.05
MW-17	247.63	9.60	238.03	8.33	239.3	9.62	238.01	NM	-
MW-35	252.63	13.43	239.20	12.78	239.85	12.79	239.84	14.17	238.46
MW-2	249.13	NM	-	8.35	240.78	10.15	238.98	NM	-
MW-5	247.35	11.42	235.93	10.41	236.94	11.62	235.73	11.69	235.66
MW-37	252.39	13.57	238.82	12.19	240.20	13.74	238.65	13.74	238.65

Notes:

NM - Not Measured

ft. btoc - feet below top of casing

ft. AMSL - feet above mean sea level

Table 2
2025 Groundwater Analytical Results Summary
136 Fuller Road, Albany, New York
NYSDEC BCP Site # C401055

Monitoring Well ID	NYSDEC TOGS	MW-10			
Sample Date	Standards and	3/4/2025	6/30/2025	9/25/2025	12/16/2025
Lab Sample ID	Guidance	25C0242-01	25G0131-05	25I1856-01	25L1126-01
Groundwater Elevation (ft. amsl)	Values	239.37	240.72	239.06	239.15
Analyte	ppb	ppb	ppb	ppb	ppb
1,1,1-Trichloroethane	5	2.59	**7.82**	4.68	0.880
1,1,2,2-Tetrachloroethane	5	ND< 0.256	ND< 0.256	ND< 0.256	ND< 0.256
1,1,2-Trichloro-1,2,2-trifluoroethane	5	ND< 0.286	ND< 0.286	ND< 0.286	ND< 0.286
1,1,2-Trichloroethane	1	ND< 0.249	ND< 0.249	ND< 0.249	ND< 0.249
1,1-Dichloroethane	5	2.80	4.38	**5.21**	1.10
1,1-Dichloroethylene	5	1.44	1.29	1.70	0.690
1,2,3-Trichlorobenzene	5	0.230 J	ND< 0.222	ND< 0.222	ND< 0.222
1,2,4-Trichlorobenzene	5	ND< 0.14	ND< 0.138	ND< 0.138	ND< 0.138
1,2-Dibromo-3-chloropropane	0.04	*ND< 0.43*	ND< *0.432*	ND< *0.432*	ND< *0.432*
1,2-Dibromoethane	0.0006	*ND< 0.215*	ND< *0.215*	ND< *0.215*	ND< *0.215*
1,2-Dichlorobenzene	3	ND< 0.270	ND< 0.270	ND< 0.270	ND< 0.270
1,2-Dichloroethane	0.6	ND< 0.377	ND< 0.377	ND< 0.377	ND< 0.377
1,2-Dichloropropane	1	ND< 0.327	ND< 0.327	ND< 0.327	ND< 0.327
1,3-Dichlorobenzene	3	ND< 0.283	ND< 0.283	ND< 0.283	ND< 0.283
1,4-Dichlorobenzene	3	ND< 0.311	ND< 0.311	ND< 0.311	ND< 0.311
2-Butanone	50*	ND< 0.421	ND< 0.421	ND< 0.421	ND< 0.421
2-Hexanone	50*	ND< 0.320	ND< 0.320	ND< 0.320	ND< 0.320
Methyl isobutyl ketone (4-Methyl-2-pentanone)	NS	ND< 0.37	ND< 0.365	ND< 0.365	ND< 0.365
Acetone	50*	ND< 1.340	3.450 B	3.39	ND< 1.34
Benzene	1	ND< 0.28	ND< 0.279	ND< 0.279	ND< 0.279
Bromochloromethane	5	ND< 0.35	ND< 0.354	ND< 0.354	ND< 0.354
Bromodichloromethane	50*	ND< 0.25	ND< 0.245	ND< 0.245	ND< 0.245
Bromoform	50*	ND< 0.16	ND< 0.163	ND< 0.163	ND< 0.163
Bromomethane	5	ND< 0.12	ND< 0.500	ND< 0.500	ND< 0.500
Carbon disulfide	60*	ND< 0.36	ND< 0.362	ND< 0.362	ND< 0.362
Carbon tetrachloride	5	ND< 0.20	ND< 0.204	ND< 0.204	ND< 0.204
Chlorobenzene	5	ND< 0.28	ND< 0.284	ND< 0.284	ND< 0.284
Chloroethane	5	ND< 0.45	ND< 0.448	ND< 0.448	ND< 0.448
Chloroform	7	ND< 0.24	ND< 0.243	ND< 0.243	0.990
Chloromethane	5	ND< 0.37	ND< 0.372	ND< 0.372	ND< 0.372
cis-1,2-Dichloroethylene	5	**148 D**	**75.8**	**85.4 D**	**18.7**
cis-1,3-Dichloropropylene	0.4+	ND< 0.26	ND< 0.262	ND< 0.262	ND< 0.262
Cyclohexane	NS	ND< 0.49	ND< 0.491	ND< 0.491	ND< 0.491
Dibromochloromethane	50*	ND< 0.15	ND< 0.146	ND< 0.146	ND< 0.146
Dichlorodifluoromethane	5	ND< 0.45	ND< 0.451	ND< 0.451	ND< 0.451
Ethyl Benzene	5	ND< 0.29	ND< 0.290	ND< 0.290	ND< 0.290
Isopropylbenzene	5	ND< 0.41	ND< 0.405	ND< 0.405	ND< 0.405
Methyl acetate	NS	ND< 0.44	ND< 0.442	ND< 0.442	ND< 0.442
Methyl tert-butyl ether (MTBE)	10*	ND< 0.244	0.290 J	ND< 0.244	ND< 0.244
Methylcyclohexane	NS	ND< 0.48	ND< 0.477	ND< 0.477	ND< 0.477
Methylene chloride	5	ND< 0.4	ND< 0.397	ND< 0.397	ND< 0.397
o-Xylene	5	ND< 0.26	ND< 0.261	ND< 0.261	ND< 0.261
p- & m- Xylenes	5	ND< 0.58	ND< 0.578	ND< 0.578	ND< 0.578
Styrene	5	ND< 0.26	ND< 0.255	ND< 0.255	ND< 0.255
Tetrachloroethylene	5	**5.1**	4.79	**6.72**	4.83
Toluene	5	ND< 0.35	ND< 0.346	ND< 0.346	ND< 0.346
trans-1,2-Dichloroethylene	5	0.58	0.69	0.75	0.530
trans-1,3-Dichloropropylene	0.4+	ND< 0.23	ND< 0.229	ND< 0.229	ND< 0.229
Trichloroethylene	5	4.04	3.57	**5.92**	3.95
Trichlorofluoromethane (freon 11)	5	ND< 0.34	ND< 0.337	ND< 0.337	ND< 0.337
Vinyl Chloride	2	ND< 0.99	**2.3**	**3.35**	ND< 0.47
Total VOC concentration	NS	164.75	104.38	117.12	31.67
Total CVOC concentration	NS	164.75	100.64	113.73	31.67
Total Petro-VOC concentration	NS	0.00	0.29	0.00	0.00
Other VOC concentration	NS	0.00	3.45	3.39	0.00

Table 2
2025 Groundwater Analytical Results Summary
136 Fuller Road, Albany, New York
NYSDEC BCP Site # C401055

Monitoring Well ID	NYSDEC TOGS	MW-25			
Sample Date	Standards and	3/4/2025	7/1/2025	9/25/2025	12/16/2025
Lab Sample ID	Guidance	25C0242-02	25G0131-09	25I1856-06	25L1126-05
Groundwater Elevation (ft. amsl)	Values	241.33	241.10	240.70	240.66
Analyte	ppb	ppb	ppb	ppb	ppb
1,1,1-Trichloroethane	5	ND< 0.27	ND< 0.266	ND< 0.266	ND< 0.266
1,1,2,2-Tetrachloroethane	5	ND< 0.22	ND< 0.256	ND< 0.256	ND< 0.256
1,1,2-Trichloro-1,2,2-trifluoroethane	5	ND< 0.29	ND< 0.286	ND< 0.286	ND< 0.286
1,1,2-Trichloroethane	1	ND< 0.25	ND< 0.249	ND< 0.249	ND< 0.249
1,1-Dichloroethane	5	2.24	**62.9**	**45.3**	**72.1**
1,1-Dichloroethylene	5	ND< 0.33	3.26	ND< 0.327	**6.79**
1,2,3-Trichlorobenzene	5	ND< 0.22	ND< 0.222	ND< 0.222	ND< 0.222
1,2,4-Trichlorobenzene	5	ND< 0.14	ND< 0.138	ND< 0.138	ND< 0.138
1,2-Dibromo-3-chloropropane	0.04	*ND< 0.43*	ND< *0.432*	ND< *0.432*	ND< *0.432*
1,2-Dibromoethane	0.0006	*ND< 0.22*	ND< *0.215*	ND< *0.215*	ND< *0.215*
1,2-Dichlorobenzene	3	ND< 0.27	ND< 0.270	ND< 0.270	ND< 0.270
1,2-Dichloroethane	0.6	ND< 0.38	ND< 0.377	ND< 0.377	ND< 0.377
1,2-Dichloropropane	1	ND< 0.33	ND< 0.327	ND< 0.327	ND< 0.327
1,3-Dichlorobenzene	3	ND< 0.28	ND< 0.283	ND< 0.283	ND< 0.283
1,4-Dichlorobenzene	3	ND< 0.31	ND< 0.311	ND< 0.311	ND< 0.311
2-Butanone	50*	ND< 0.42	1.58	ND< 0.421	ND< 0.421
2-Hexanone	50*	ND< 0.32	ND< 0.320	ND< 0.320	ND< 0.320
Methyl isobutyl ketone (4-Methyl-2-pentanone)	NS	ND< 0.37	ND< 0.365	ND< 0.365	ND< 0.365
Acetone	50*	ND< 1.34	4.47	9.20	3.58
Benzene	1	ND< 0.28	ND< 0.279	ND< 0.279	ND< 0.279
Bromochloromethane	5	ND< 0.35	ND< 0.354	ND< 0.354	ND< 0.354
Bromodichloromethane	50*	ND< 0.25	ND< 0.245	ND< 0.245	ND< 0.245
Bromoform	50*	ND< 0.16	ND< 0.163	ND< 0.163	ND< 0.163
Bromomethane	5	ND< 0.12	ND< 0.500	ND< 0.500	ND< 0.500
Carbon disulfide	60*	ND< 0.36	ND< 0.362	ND< 0.362	ND< 0.362
Carbon tetrachloride	5	ND< 0.20	ND< 0.204	ND< 0.204	ND< 0.204
Chlorobenzene	5	ND< 0.28	ND< 0.284	ND< 0.284	ND< 0.284
Chloroethane	5	ND< 0.45	**6.36**	**14.70**	**7.91**
Chloroform	7	ND< 0.24	ND< 0.243	ND< 0.243	ND< 0.243
Chloromethane	5	ND< 0.37	ND< 0.372	ND< 0.372	ND< 0.372
cis-1,2-Dichloroethylene	5	1.94	**10.6**	1.04	**16.1**
cis-1,3-Dichloropropylene	0.4[+]	ND< 0.26	ND< 0.262	ND< 0.262	ND< 0.262
Cyclohexane	NS	ND< 0.49	ND< 0.491	ND< 0.491	ND< 0.491
Dibromochloromethane	50*	ND< 0.15	ND< 0.146	ND< 0.146	ND< 0.146
Dichlorodifluoromethane	5	ND< 0.45	**7.67**	ND< 0.451	**5.36**
Ethyl Benzene	5	ND< 0.29	ND< 0.290	ND< 0.290	ND< 0.290
Isopropylbenzene	5	ND< 0.41	ND< 0.405	ND< 0.405	ND< 0.405
Methyl acetate	NS	ND< 0.44	ND< 0.442	ND< 0.442	ND< 0.442
Methyl tert-butyl ether (MTBE)	10*	ND< 0.24	ND< 0.244	ND< 0.244	ND< 0.244
Methylcyclohexane	NS	ND< 0.48	ND< 0.477	ND< 0.477	ND< 0.477
Methylene chloride	5	ND< 0.4	ND< 0.397	ND< 0.397	ND< 0.397
o-Xylene	5	ND< 0.26	ND< 0.261	ND< 0.261	ND< 0.261
p- & m- Xylenes	5	ND< 0.58	ND< 0.578	ND< 0.578	ND< 0.578
Styrene	5	ND< 0.26	ND< 0.255	ND< 0.255	ND< 0.255
Tetrachloroethylene	5	0.310 J	ND< 0.239	ND< 0.239	**6.77**
Toluene	5	ND< 0.35	ND< 0.346	1.44	ND< 0.346
trans-1,2-Dichloroethylene	5	ND< 0.28	ND< 0.279	ND< 0.279	ND< 0.279
trans-1,3-Dichloropropylene	0.4[+]	ND< 0.23	ND< 0.229	ND< 0.229	ND< 0.229
Trichloroethylene	5	1.2	1.93	1.55	2.27
Trichlorofluoromethane (freon 11)	5	ND< 0.34	4.46	ND< 0.337	**5.40**
Vinyl Chloride	2	0.57	**7.06**	**2.45**	**13.3**
Total VOC concentration	NS	6.26	110.29	75.68	139.58
Total CVOC concentration	NS	12.52	104.24	65.04	136.00
Total Petro-VOC concentration	NS	25.04	0.0	1.4	0.0
Other VOC concentration	NS	50.08	6.05	9.20	3.58

Table 2
2025 Groundwater Analytical Results Summary
136 Fuller Road, Albany, New York
NYSDEC BCP Site # C401055

Monitoring Well ID	NYSDEC TOGS	MW-27			
Sample Date	Standards and	3/7/2025	7/1/2025	9/25/2025	12/16/2025
Lab Sample ID	Guidance	-	25G0131-10	25I1856-05	25L1126-06
Groundwater Elevation (ft. amsl)	Values	-	241.05	240.63	240.61
Analyte	ppb	ppb	ppb	ppb	ppb
1,1,1-Trichloroethane	5	Well Inaccessible - Not Sampled	ND< 0.266	1.09	1.66
1,1,2,2-Tetrachloroethane	5		ND< 0.256	ND< 0.256	ND< 0.256
1,1,2-Trichloro-1,2,2-trifluoroethane	5		ND< 0.286	ND< 0.286	ND< 0.286
1,1,2-Trichloroethane	1		ND< 0.249	ND< 0.249	ND< 0.249
1,1-Dichloroethane	5		3.750	**58.2 D**	**79.4**
1,1-Dichloroethylene	5		ND< 0.327	0.37 J	2.47
1,2,3-Trichlorobenzene	5		ND< 0.222	ND< 0.222	ND< 0.222
1,2,4-Trichlorobenzene	5		ND< 0.138	ND< 0.138	ND< 0.138
1,2-Dibromo-3-chloropropane	0.04		ND< *0.432*	ND< *0.432*	ND< *0.432*
1,2-Dibromoethane	0.0006		ND< *0.215*	ND< *0.215*	ND< *0.215*
1,2-Dichlorobenzene	3		ND< 0.270	ND< 0.270	ND< 0.270
1,2-Dichloroethane	0.6		ND< 0.377	ND< 0.377	ND< 0.377
1,2-Dichloropropane	1		ND< 0.327	ND< 0.327	ND< 0.327
1,3-Dichlorobenzene	3		ND< 0.283	ND< 0.283	ND< 0.283
1,4-Dichlorobenzene	3		ND< 0.311	ND< 0.311	ND< 0.311
2-Butanone	50*		5.48	ND< 0.421	ND< 0.421
2-Hexanone	50*		ND< 0.320	ND< 0.320	ND< 0.320
Methyl isobutyl ketone (4-Methyl-2-pentanone)	NS		ND< 0.365	ND< 0.365	ND< 0.365
Acetone	50*		1.670 J	12.0	2.84
Benzene	1		ND< 0.279	ND< 0.279	ND< 0.279
Bromochloromethane	5		ND< 0.354	ND< 0.354	ND< 0.354
Bromodichloromethane	50*		ND< 0.245	ND< 0.245	ND< 0.245
Bromoform	50*		ND< 0.163	ND< 0.163	ND< 0.163
Bromomethane	5		ND< 0.500	ND< 0.500	ND< 0.500
Carbon disulfide	60*		ND< 0.362	ND< 0.362	ND< 0.362
Carbon tetrachloride	5		ND< 0.204	ND< 0.204	ND< 0.204
Chlorobenzene	5		ND< 0.284	ND< 0.284	ND< 0.284
Chloroethane	5		0.65	**30.0**	**7.36**
Chloroform	7		ND< 0.243	ND< 0.243	ND< 0.243
Chloromethane	5		ND< 0.372	ND< 0.372	ND< 0.372
cis-1,2-Dichloroethylene	5		**51.6**	**44.9**	**67.3 D**
cis-1,3-Dichloropropylene	0.4[+]		ND< 0.262	ND< 0.262	ND< 0.262
Cyclohexane	NS		ND< 0.491	ND< 0.491	ND< 0.491
Dibromochloromethane	50*		ND< 0.146	ND< 0.146	ND< 0.146
Dichlorodifluoromethane	5		**5.17**	**54.3**	**47.7 D**
Ethyl Benzene	5		ND< 0.290	ND< 0.290	0.840
Isopropylbenzene	5		ND< 0.405	ND< 0.405	ND< 0.405
Methyl acetate	NS		ND< 0.442	ND< 0.442	ND< 0.442
Methyl tert-butyl ether (MTBE)	10*		ND< 0.244	ND< 0.244	ND< 0.244
Methylcyclohexane	NS		ND< 0.477	ND< 0.477	ND< 0.477
Methylene chloride	5		ND< 0.397	ND< 0.397	ND< 0.397
o-Xylene	5		ND< 0.261	1.13	1.19
p- & m- Xylenes	5		ND< 0.578	ND< 0.578	ND< 0.578
Styrene	5		ND< 0.255	ND< 0.255	ND< 0.255
Tetrachloroethylene	5		1.25	1.51	3.51
Toluene	5		ND< 0.346	0.58	2.25
trans-1,2-Dichloroethylene	5		ND< 0.279	1.51	1.11
trans-1,3-Dichloropropylene	0.4[+]		ND< 0.229	ND< 0.229	ND< 0.229
Trichloroethylene	5		**7.99**	**9.89**	**42.9**
Trichlorofluoromethane (freon 11)	5		0.340 J	**10.1**	**7.64**
Vinyl Chloride	2		**22.9**	**26.8**	**41.5 D**
Total VOC concentration	NS	na	100.80	252.38	309.67
Total CVOC concentration	NS		93.65	238.67	302.55
Total Petro-VOC concentration	NS		0.0	1.7	4.3
Other VOC concentration	NS		7.15	12.00	2.84

Table 2
2025 Groundwater Analytical Results Summary
136 Fuller Road, Albany, New York
NYSDEC BCP Site # C401055

Monitoring Well ID	NYSDEC TOGS	MW-30			
Sample Date	Standards and	3/4/2025	6/30/2025	9/25/2025	12/16/2025
Lab Sample ID	Guidance	25C0242-03	25G0131-12	25I1856-04	25L1126-04
Groundwater Elevation (ft. amsl)	Values	238.70	238.8	238.51	238.74
Analyte	ppb	ppb	ppb	ppb	ppb
1,1,1-Trichloroethane	5	**1970 D**	**497**	**754 D**	**438 D**
1,1,2,2-Tetrachloroethane	5	ND< 0.256	ND< 0.256	ND< 0.256	ND< 0.256
1,1,2-Trichloro-1,2,2-trifluoroethane	5	ND< 0.29	ND< 0.286	ND< 0.286	ND< 0.286
1,1,2-Trichloroethane	1	ND< 0.25	0.400	ND< 0.249	0.560
1,1-Dichloroethane	5	**390 D**	**134**	**196 D**	**152 D**
1,1-Dichloroethylene	5	**68.8**	**16.9**	**51.7**	**28.9**
1,2,3-Trichlorobenzene	5	ND< 0.22	ND< 0.222	ND< 0.222	ND< 0.222
1,2,4-Trichlorobenzene	5	ND< 0.14	ND< 0.138	ND< 0.138	ND< 0.138
1,2-Dibromo-3-chloropropane	0.04	*ND< 0.43*	ND< *0.432*	ND< *0.432*	ND< *0.432*
1,2-Dibromoethane	0.0006	*ND< 0.22*	ND< *0.215*	ND< *0.215*	ND< *0.215*
1,2-Dichlorobenzene	3	ND< 0.27	ND< 0.270	ND< 0.270	ND< 0.270
1,2-Dichloroethane	0.6	**2.67**	**0.72**	**1.74**	**1.21**
1,2-Dichloropropane	1	ND< 0.33	ND< 0.327	ND< 0.327	ND< 0.327
1,3-Dichlorobenzene	3	ND< 0.28	ND< 0.283	ND< 0.283	ND< 0.283
1,4-Dichlorobenzene	3	ND< 0.31	ND< 0.311	ND< 0.311	ND< 0.311
2-Butanone	50*	ND< 0.42	ND< 0.421	ND< 0.421	ND< 0.421
2-Hexanone	50*	ND< 0.32	ND< 0.320	ND< 0.320	ND< 0.320
Methyl isobutyl ketone (4-Methyl-2-pentanone)	NS	ND< 0.37	ND< 0.365	ND< 0.365	ND< 0.365
Acetone	50*	12.60	5.01	10.4	4.21
Benzene	1	**2.03**	0.56	**1.15**	0.720
Bromochloromethane	5	ND< 0.35	ND< 0.354	ND< 0.354	ND< 0.354
Bromodichloromethane	50*	ND< 0.25	ND< 0.245	ND< 0.245	ND< 0.245
Bromoform	50*	ND< 0.163	9.88	5.11	8.27
Bromomethane	5	ND< 0.12	ND< 0.500	ND< 0.500	ND< 0.500
Carbon disulfide	60*	0.7	0.660 B	0.71	ND< 0.362
Carbon tetrachloride	5	ND< 0.20	ND< 0.204	ND< 0.204	ND< 0.204
Chlorobenzene	5	1.130	ND< 0.284	0.49 J	0.300
Chloroethane	5	**25.8**	**7.3**	**22.3**	**20.3**
Chloroform	7	0.310 J	0.7	0.46 J	0.760
Chloromethane	5	ND< 0.37	ND< 0.372	ND< 0.372	ND< 0.372
cis-1,2-Dichloroethylene	5	**1,680**	**710**	**1,120 D**	**884 D**
cis-1,3-Dichloropropylene	0.4+	ND< 0.26	ND< 0.262	ND< 0.262	ND< 0.262
Cyclohexane	NS	ND< 0.49	ND< 0.491	ND< 0.491	ND< 0.491
Dibromochloromethane	50*	ND< 0.15	ND< 0.146	ND< 0.146	ND< 0.146
Dichlorodifluoromethane	5	**350**	**173**	**43.5 D**	**63.2**
Ethyl Benzene	5	**25.30**	**8.32**	**13.8**	**6.50**
Isopropylbenzene	5	1.6	ND< 0.405	0.61	0.430
Methyl acetate	NS	ND< 0.44	ND< 0.442	ND< 0.442	ND< 0.442
Methyl tert-butyl ether (MTBE)	10*	ND< 0.24	ND< 0.244	ND< 0.244	ND< 0.244
Methylcyclohexane	NS	4.17	0.800	1.850	1.61
Methylene chloride	5	0.580 J	ND< 0.397	0.43 J	ND< 0.397
o-Xylene	5	**110**	**25.8**	**52.3**	**27.5**
p- & m- Xylenes	5	**100**	**28.4**	**48.6**	22.7
Styrene	5	2.610	ND< 0.255	ND< 0.255	ND< 0.255
Tetrachloroethylene	5	**18,900**	**4,640**	**15,400 D**	**5,670 D**
Toluene	5	**90.6**	**18.4**	**50.0**	**17.3**
trans-1,2-Dichloroethylene	5	NT	**17.6**	**25.6**	**7.03**
trans-1,3-Dichloropropylene	0.4+	ND< 0.23	ND< 0.229	ND< 0.229	ND< 0.229
Trichloroethylene	5	**1,830**	**1,120**	**1,070 D**	**747 D**
Trichlorofluoromethane (freon 11)	5	**709**	**448**	**564 D**	**153 D**
Vinyl Chloride	2	**67**	**18.6**	**45.9**	**54.8**
Total VOC concentration	NS	23,984.53	7,882	19,481	8,310
Total CVOC concentration	NS	23,634.99	7,784.22	19,296.12	8,221.06
Total Petro-VOC concentration	NS	332.12	81.48	166.46	75.15
Other VOC concentration	NS	17.42	16.35	18.07	14.09

Table 2
2025 Groundwater Analytical Results Summary
136 Fuller Road, Albany, New York
NYSDEC BCP Site # C401055

Monitoring Well ID	NYSDEC TOGS	MW-32			
Sample Date	Standards and	3/4/2025	6/30/2025	9/25/2025	12/16/2025
Lab Sample ID	Guidance	24C0242-04	25G0131-14	25I1856-03	25L1126-03
Groundwater Elevation (ft. amsl)	Values	238.82	240.09	238.67	238.68
Analyte	ppb	ppb	ppb	ppb	ppb
1,1,1-Trichloroethane	5	**395**	**233**	**876 D**	**4,100 D**
1,1,2,2-Tetrachloroethane	5	ND< 0.256	ND< 0.256	ND< 0.256	ND< 0.256
1,1,2-Trichloro-1,2,2-trifluoroethane	5	ND< 0.29	ND< 0.286	ND< 0.286	ND< 0.286
1,1,2-Trichloroethane	1	ND< 0.25	0.430 J	ND< 0.249	**1.24**
1,1-Dichloroethane	5	**18.2**	**54.7**	**75.5**	**76.0 D**
1,1-Dichloroethylene	5	**20.1**	**29.1**	**75.0**	**173 D**
1,2,3-Trichlorobenzene	5	ND< 0.22	ND< 0.222	ND< 0.222	ND< 0.222
1,2,4-Trichlorobenzene	5	ND< 0.14	ND< 0.138	ND< 0.138	ND< 0.138
1,2-Dibromo-3-chloropropane	0.04	*ND< 0.43*	ND< *0.432*	ND< *0.432*	ND< *0.432*
1,2-Dibromoethane	0.0006	*ND< 0.22*	ND< *0.215*	ND< *0.215*	ND< *0.215*
1,2-Dichlorobenzene	3	ND< 0.27	ND< 0.270	ND< 0.270	ND< 0.270
1,2-Dichloroethane	0.6	ND< 0.38	**0.98**	**1.43**	ND< 0.377
1,2-Dichloropropane	1	ND< 0.33	ND< 0.327	ND< 0.327	ND< 0.327
1,3-Dichlorobenzene	3	ND< 0.28	ND< 0.283	ND< 0.283	ND< 0.283
1,4-Dichlorobenzene	3	ND< 0.31	ND< 0.311	ND< 0.311	ND< 0.311
2-Butanone	50*	ND< 0.42	ND< 0.421	ND< 0.421	ND< 0.421
2-Hexanone	50*	ND< 0.32	ND< 0.320	1.01	ND< 0.320
Methyl isobutyl ketone (4-Methyl-2-pentanone)	NS	ND< 0.37	ND< 0.365	ND< 0.365	ND< 0.365
Acetone	50*	ND< 1.3	ND< 1.340	3.220	ND< 1.340
Benzene	1	ND< 0.28	ND< 0.279	0.30 J	0.280
Bromochloromethane	5	ND< 0.35	ND< 0.354	ND< 0.354	ND< 0.354
Bromodichloromethane	50*	ND< 0.25	ND< 0.245	ND< 0.245	ND< 0.245
Bromoform	50*	ND< 0.16	ND< 0.163	ND< 0.163	ND< 0.163
Bromomethane	5	ND< 0.12	ND< 0.500	ND< 0.500	ND< 0.500
Carbon disulfide	60*	ND< 0.36	ND< 0.362	ND< 0.362	ND< 0.362
Carbon tetrachloride	5	ND< 0.20	ND< 0.204	ND< 0.204	ND< 0.204
Chlorobenzene	5	ND< 0.284	ND< 0.284	ND< 0.284	0.400
Chloroethane	5	ND< 0.45	ND< 0.448	ND< 0.448	ND< 0.448
Chloroform	7	ND< 0.24	ND< 0.243	ND< 0.243	0.300
Chloromethane	5	ND< 0.372	ND< 0.372	ND< 0.372	ND< 0.372
cis-1,2-Dichloroethylene	5	**12**	**508**	**528 D**	**110 D**
cis-1,3-Dichloropropylene	0.4+	ND< 0.26	ND< 0.262	ND< 0.262	ND< 0.262
Cyclohexane	NS	ND< 0.49	ND< 0.491	ND< 0.491	ND< 0.491
Dibromochloromethane	50*	ND< 0.15	ND< 0.146	ND< 0.146	ND< 0.146
Dichlorodifluoromethane	5	ND< 0.451	1.72	1.82	1.48
Ethyl Benzene	5	ND< 0.29	ND< 0.290	ND< 0.290	ND< 0.290
Isopropylbenzene	5	ND< 0.41	ND< 0.405	ND< 0.405	ND< 0.405
Methyl acetate	NS	ND< 0.44	ND< 0.442	ND< 0.442	ND< 0.442
Methyl tert-butyl ether (MTBE)	10*	0.72	0.6	0.35 J	0.700
Methylcyclohexane	NS	0.58	0.67	1.57	0.920
Methylene chloride	5	ND< 0.4	ND< 0.397	ND< 0.397	ND< 0.397
o-Xylene	5	1.22	ND< 0.261	ND< 0.261	1.06
p- & m- Xylenes	5	ND< 0.58	ND< 0.578	ND< 0.578	ND< 0.578
Styrene	5	ND< 0.26	ND< 0.255	ND< 0.255	ND< 0.255
Tetrachloroethylene	5	**2,860**	**1,540**	**3,500 D**	**8,460 D**
Toluene	5	ND< 0.346	ND< 0.346	ND< 0.346	1.45
trans-1,2-Dichloroethylene	5	ND< 0.28	4.44	**5.49**	1.80
trans-1,3-Dichloropropylene	0.4+	ND< 0.23	ND< 0.229	ND< 0.229	ND< 0.229
Trichloroethylene	5	**45.3**	**118**	**206 D**	**102 D**
Trichlorofluoromethane (freon 11)	5	0.79	0.89	1.27	3.66
Vinyl Chloride	2	ND< 0.47	ND< 0.469	0.58	ND< 0.469
Total VOC concentration	NS	3,353.81	2,492.53	5,277.54	13,034.29
Total CVOC concentration	NS	3,351.29	2,491.26	5,271.09	13,029.88
Total Petro-VOC concentration	NS	1.94	0.6	0.7	3.5
Other VOC concentration	NS	0.58	0.67	5.80	0.92

Table 2
2025 Groundwater Analytical Results Summary
136 Fuller Road, Albany, New York
NYSDEC BCP Site # C401055

Monitoring Well ID	NYSDEC TOGS	MW-33			
Sample Date	Standards and	3/4/2025	6/30/2025	9/25/2025	12/16/2025
Lab Sample ID	Guidance	25C0242-05	25G0131-15	25I1856-02	25L1126-02
Groundwater Elevation (ft. amsl)	Values	238.72	240.09	238.58	238.55
Analyte	ppb	ppb	ppb	ppb	ppb
1,1,1-Trichloroethane	5	0.420 J	0.55	0.28 J	0.280
1,1,2,2-Tetrachloroethane	5	ND< 0.22	ND< 0.256	ND< 0.256	ND< 0.256
1,1,2-Trichloro-1,2,2-trifluoroethane	5	ND< 0.29	ND< 0.286	ND< 0.286	ND< 0.286
1,1,2-Trichloroethane	1	ND< 0.25	ND< 0.249	ND< 0.249	ND< 0.249
1,1-Dichloroethane	5	**12.2**	**9.58**	4.71	**8.96**
1,1-Dichloroethylene	5	2.89	3.62	1.96	2.94
1,2,3-Trichlorobenzene	5	ND< 0.22	ND< 0.222	ND< 0.222	ND< 0.222
1,2,4-Trichlorobenzene	5	ND< 0.14	ND< 0.138	ND< 0.138	ND< 0.138
1,2-Dibromo-3-chloropropane	0.04	ND< 0.43	ND< *0.432*	ND< *0.432*	ND< *0.432*
1,2-Dibromoethane	0.0006	ND< 0.22	ND< *0.215*	ND< *0.215*	ND< *0.215*
1,2-Dichlorobenzene	3	ND< 0.27	ND< 0.270	ND< 0.270	ND< 0.270
1,2-Dichloroethane	0.6	ND< 0.38	ND< 0.377	ND< 0.377	ND< 0.377
1,2-Dichloropropane	1	ND< 0.33	ND< 0.327	ND< 0.327	ND< 0.327
1,3-Dichlorobenzene	3	ND< 0.28	ND< 0.283	ND< 0.283	ND< 0.283
1,4-Dichlorobenzene	3	ND< 0.311	ND< 0.311	ND< 0.311	ND< 0.311
2-Butanone	50*	ND< 0.42	ND< 0.421	ND< 0.421	ND< 0.421
2-Hexanone	50*	ND< 0.32	ND< 0.320	ND< 0.320	ND< 0.320
Methyl isobutyl ketone (4-Methyl-2-pentanone)	NS	ND< 0.37	ND< 0.365	ND< 0.365	ND< 0.365
Acetone	50*	ND< 1.34	ND< 1.340	2.56	ND< 1.340
Benzene	1	ND< 0.28	ND< 0.279	ND< 0.279	ND< 0.279
Bromochloromethane	5	ND< 0.35	ND< 0.354	ND< 0.354	ND< 0.354
Bromodichloromethane	50*	ND< 0.25	ND< 0.245	ND< 0.245	ND< 0.245
Bromoform	50*	ND< 0.16	ND< 0.163	ND< 0.163	ND< 0.163
Bromomethane	5	ND< 0.12	ND< 0.500	ND< 0.500	ND< 0.500
Carbon disulfide	60*	ND< 0.36	ND< 0.362	ND< 0.362	0.390
Carbon tetrachloride	5	ND< 0.20	ND< 0.204	ND< 0.204	ND< 0.204
Chlorobenzene	5	ND< 0.28	ND< 0.284	ND< 0.284	ND< 0.284
Chloroethane	5	ND< 0.45	ND< 0.448	ND< 0.448	ND< 0.448
Chloroform	7	ND< 0.24	ND< 0.243	ND< 0.243	ND< 0.243
Chloromethane	5	ND< 0.37	ND< 0.372	ND< 0.372	ND< 0.372
cis-1,2-Dichloroethylene	5	**11.8**	**14.3**	**6.34**	**6.12**
cis-1,3-Dichloropropylene	0.4[+]	ND< 0.26	ND< 0.262	ND< 0.262	ND< 0.262
Cyclohexane	NS	ND< 0.49	ND< 0.491	ND< 0.491	ND< 0.491
Dibromochloromethane	50*	ND< 0.15	ND< 0.146	ND< 0.146	ND< 0.146
Dichlorodifluoromethane	5	**5.74**	**6.78**	4.31	**10.7**
Ethyl Benzene	5	0.310 J	0.480 J	0.66	0.610
Isopropylbenzene	5	ND< 0.40	ND< 0.405	ND< 0.405	ND< 0.405
Methyl acetate	NS	ND< 0.442	ND< 0.442	ND< 0.442	ND< 0.442
Methyl tert-butyl ether (MTBE)	10*	ND< 0.244	ND< 0.244	ND< 0.244	ND< 0.244
Methylcyclohexane	NS	0.5	0.5	ND< 0.477	0.520
Methylene chloride	5	ND< 0.4	ND< 0.397	ND< 0.397	ND< 0.397
o-Xylene	5	ND< 0.26	ND< 0.261	ND< 0.261	ND< 0.261
p- & m- Xylenes	5	ND< 0.58	ND< 0.578	ND< 0.578	ND< 0.578
Styrene	5	ND< 0.26	ND< 0.255	ND< 0.255	ND< 0.255
Tetrachloroethylene	5	**12.7**	**10.1**	**19.2**	**15.6**
Toluene	5	ND< 0.35	ND< 0.346	ND< 0.346	ND< 0.346
trans-1,2-Dichloroethylene	5	ND< 0.28	ND< 0.279	ND< 0.279	ND< 0.279
trans-1,3-Dichloropropylene	0.4[+]	ND< 0.23	ND< 0.229	ND< 0.229	ND< 0.229
Trichloroethylene	5	2.99	4.11	4.63	3.89
Trichlorofluoromethane (freon 11)	5	**11.4**	**12.6**	**7.50**	**8.10**
Vinyl Chloride	2	ND< 0.47	ND< 0.469	ND< 0.469	ND< 0.469
Total VOC concentration	NS	60.96	62.62	52.15	58.11
Total CVOC concentration	NS	60.14	61.64	48.93	56.59
Total Petro-VOC concentration	NS	0.31	0.48	0.66	0.61
Other VOC concentration	NS	0.51	0.5	2.6	0.9

Table 2
2025 Groundwater Analytical Results Summary
136 Fuller Road, Albany, New York
NYSDEC BCP Site # C401055

Monitoring Well ID	NYSDEC TOGS	MW-3	MW-5	MW-7	MW-9	MW-13	MW-17	MW-20	MW-29	MW-31	MW-35	MW-37
Sample Date	Standards and	6/30/2025	6/30/2025	6/30/2025	6/30/2025	6/30/2025	6/30/2025	6/30/2025	6/30/2025	6/30/2025	7/1/2025	6/30/2025
Lab Sample ID	Guidance	25G0131-01	25G0131-02	25G0131-03	25G0131-04	25G0131-06	25G0131-07	25G0131-08	25G0131-11	25G0131-13	25G0131-16	25G0131-17
Groundwater Elevation (ft. amsl)	Values	239.38	236.94	239.21	241.69	231.09	239.30	241.64	240.82	240.38	239.85	240.2
Analyte	ppb	ppb	ppb	ppb	ppb	ppb	ppb	ppb	ppb	ppb	ppb	ppb
1,1,1-Trichloroethane	5	ND< 0.20	0.300 J	4.210	ND< 2.0	ND< 0.266	0.310 J	ND< 0.266	ND< 0.266	ND< 0.266	ND< 0.3	0.32 J
1,1,2,2-Tetrachloroethane	5	ND< 0.20	ND< 0.256	ND< 0.20	ND< 2.0	ND< 0.256	ND< 0.256	ND< 0.256	ND< 0.256	ND< 0.256	ND< 0.3	ND< 0.256
1,1,2-Trichloro-1,2,2-trifluoroethane	5	ND< 0.20	ND< 0.286	ND< 0.20	ND< 2.0	ND< 0.286	ND< 0.286	ND< 0.286	ND< 0.286	ND< 0.286	ND< 0.3	ND< 0.286
1,1,2-Trichloroethane	1	ND< 0.20	ND< 0.249	ND< 0.20	ND< 2.0	ND< 0.249	ND< 0.249	ND< 0.249	ND< 0.249	ND< 0.249	ND< 0.2	ND< 0.249
1,1-Dichloroethane	5	0.56	0.420	**38.9**	2.95	1.23	ND< 0.272	3.45	3.22	ND< 0.272	ND< 0.3	ND< 0.272
1,1-Dichloroethylene	5	ND< 0.20	0.330	1.11	1.09	ND< 0.327	ND< 0.327	0.61	ND< 0.327	ND< 0.327	ND< 0.3	ND< 0.327
1,2,3-Trichlorobenzene	5	ND< 0.20	ND< 0.222	ND< 0.20	ND< 2.0	ND< 0.222	ND< 0.222	ND< 0.222	ND< 0.222	ND< 0.222	ND< 0.2	ND< 0.222
1,2,4-Trichlorobenzene	5	ND< 0.20	ND< 0.138	0.66	ND< 2.0	ND< 0.138	ND< 0.138	ND< 0.138	ND< 0.138	ND< 0.138	ND< 0.1	ND< 0.138
1,2-Dibromo-3-chloropropane	0.04	ND< 0.20	ND< 0.432	ND< 0.20	ND< 2.0	ND< *0.432*	ND< 0.432	ND< *0.432*	ND< *0.432*	ND< *0.432*	ND< *0.4*	ND< *0.432*
1,2-Dibromoethane	0.0006	ND< 0.20	ND< 0.215	ND< 0.20	ND< 2.0	ND< *0.215*	ND< *0.432*	ND< *0.215*	ND< *0.215*	ND< *0.215*	ND< *0.2*	ND< *0.215*
1,2-Dichlorobenzene	3	ND< 0.20	ND< 0.270	**16**	ND< 2.0	ND< 0.270	*ND< 0.215*	ND< 0.270	ND< 0.270	ND< 0.270	ND< 0.3	ND< 0.270
1,2-Dichloroethane	0.6	ND< 0.20	ND< 0.377	ND< 0.20	ND< 2.0	ND< 0.377	0.63	ND< 0.377	ND< 0.377	ND< 0.377	ND< 0.4	ND< 0.377
1,2-Dichloropropane	1	ND< 0.20	ND< 0.327	ND< 0.20	ND< 2.0	ND< 0.327	ND< 0.377	ND< 0.327	ND< 0.327	ND< 0.327	ND< 0.3	ND< 0.327
1,3-Dichlorobenzene	3	ND< 0.20	ND< 0.283	0.310 J	ND< 2.0	ND< 0.327	ND< 0.283	ND< 0.283	ND< 0.283	ND< 0.283	ND< 0.3	ND< 0.283
1,4-Dichlorobenzene	3	ND< 0.20	ND< 0.311	**4.91**	ND< 2.0	ND< 0.311	ND< 0.283	0.410 J	ND< 0.311	ND< 0.311	ND< 0.3	ND< 0.311
2-Butanone	50*	ND< 0.20	ND< 0.421	ND< 0.20	ND< 2.0	ND< 0.421	ND< 0.283	ND< 0.421	2.46	ND< 0.421	ND< 0.4	ND< 0.421
2-Hexanone	50*	ND< 0.20	ND< 0.320	ND< 0.20	ND< 2.0	ND< 0.320	ND< 0.311	ND< 0.320	ND< 0.320	ND< 0.320	ND< 0.3	ND< 0.320
Methyl isobutyl ketone (4-Methyl-2-pentanone)	NS	ND< 0.20	ND< 0.365	ND< 0.20	ND< 2.0	ND< 0.365	ND< 0.421	ND< 0.365	ND< 0.365	ND< 0.365	ND< 0.4	ND< 0.365
Acetone	50*	3.56 B	3.440 B	2.92 B	6.08 B	1.97 JB	ND< 0.320	1.87 J	10.8	ND< 1.340	ND< 1.3	ND< 1.340
Benzene	1	ND< 0.20	ND< 0.279	ND< 0.20	ND< 2.0	ND< 0.279	ND< 0.365	ND< 0.279	ND< 0.279	ND< 0.279	ND< 0.3	ND< 0.279
Bromochloromethane	5	ND< 0.20	ND< 0.354	ND< 0.20	ND< 2.0	ND< 0.354	3.01 B	ND< 0.354	ND< 0.354	ND< 0.354	ND< 0.4	ND< 0.354
Bromodichloromethane	50*	ND< 0.20	ND< 0.245	ND< 0.20	ND< 2.0	ND< 0.245	ND< 0.279	ND< 0.245	ND< 0.245	ND< 0.245	ND< 0.2	ND< 0.245
Bromoform	50*	ND< 0.20	ND< 0.163	ND< 0.20	ND< 2.0	ND< 0.163	ND< 0.354	ND< 0.163	40.2	ND< 0.163	ND< 0.2	ND< 0.163
Bromomethane	5	ND< 0.20	ND< 0.500	ND< 0.20	ND< 2.0	ND< 0.500	ND< 0.245	ND< 0.500	ND< 0.500	ND< 0.500	ND< 0.5	ND< 0.500
Carbon disulfide	60*	ND< 0.20	ND< 0.362	ND< 0.20	ND< 2.0	ND< 0.362	ND< 0.163	ND< 0.362	1.07	ND< 0.362	1.630 B	ND< 0.362
Carbon tetrachloride	5	ND< 0.20	ND< 0.204	ND< 0.20	ND< 2.0	ND< 0.204	ND< 0.500	ND< 0.204	ND< 0.204	ND< 0.204	ND< 0.2	ND< 0.204
Chlorobenzene	5	ND< 0.20	ND< 0.284	ND< 0.20	ND< 2.0	ND< 0.284	ND< 0.362	ND< 0.284	ND< 0.284	ND< 0.284	ND< 0.3	ND< 0.284
Chloroethane	5	ND< 0.20	ND< 0.448	ND< 0.20	ND< 2.0	ND< 0.448	ND< 0.204	1.87	ND< 0.448	ND< 0.448	0.47	ND< 0.448
Chloroform	7	ND< 0.20	0.350 J	ND< 0.20	ND< 2.0	ND< 0.243	ND< 0.284	ND< 0.243	0.3 J	ND< 0.243	ND< 0.2	ND< 0.243
Chloromethane	5	ND< 0.20	ND< 0.372	ND< 0.20	ND< 2.0	ND< 0.372	ND< 0.448	ND< 0.372	ND< 0.372	ND< 0.372	ND< 0.4	ND< 0.372
cis-1,2-Dichloroethylene	5	ND< 0.20	**15**	**10.1**	0.580	**22.5**	ND< 0.243	3.32	ND< 0.294	ND< 0.294	0.340 J	0.320 J
cis-1,3-Dichloropropylene	0.4[+]	ND< 0.20	ND< 0.262	ND< 0.20	ND< 2.0	ND< 0.262	0.52	ND< 0.262	ND< 0.262	ND< 0.262	ND< 0.3	ND< 0.262
Cyclohexane	NS	ND< 0.20	ND< 0.491	ND< 0.20	ND< 2.0	ND< 0.491	ND< 0.294	ND< 0.491	ND< 0.491	ND< 0.491	ND< 0.5	ND< 0.491
Dibromochloromethane	50*	ND< 0.20	ND< 0.146	ND< 0.20	ND< 2.0	ND< 0.146	ND< 0.262	ND< 0.146	1.08	ND< 0.146	ND< 0.1	ND< 0.146
Dichlorodifluoromethane	5	ND< 0.20	ND< 0.451	ND< 0.20	**6.46**	ND< 0.451	ND< 0.491	0.520	ND< 0.451	ND< 0.451	ND< 0.5	ND< 0.451
Ethyl Benzene	5	ND< 0.20	ND< 0.290	ND< 0.20	ND< 2.0	ND< 0.290	ND< 0.146	**11.6**	ND< 0.290	ND< 0.290	ND< 0.3	ND< 0.290
Isopropylbenzene	5	ND< 0.20	ND< 0.405	ND< 0.20	ND< 2.0	ND< 0.405	ND< 0.451	0.500	ND< 0.405	ND< 0.405	ND< 0.4	ND< 0.405
Methyl acetate	NS	ND< 0.20	ND< 0.442	ND< 0.20	ND< 2.0	ND< 0.442	ND< 0.290	ND< 0.442	ND< 0.442	ND< 0.442	ND< 0.4	ND< 0.442
Methyl tert-butyl ether (MTBE)	10*	ND< 0.20	6.780	ND< 0.20	ND< 2.0	ND< 0.244	ND< 0.405	ND< 0.244	ND< 0.244	ND< 0.244	ND< 0.2	ND< 0.244
Methylcyclohexane	NS	ND< 0.20	ND< 0.477	ND< 0.20	ND< 2.0	ND< 0.477	ND< 0.442	1.430	ND< 0.477	ND< 0.477	ND< 0.5	ND< 0.477
Methylene chloride	5	ND< 1.0	ND< 0.397	ND< 0.20	ND< 2.0	ND< 0.397	ND< 0.244	ND< 0.397	ND< 0.397	ND< 0.397	ND< 0.4	ND< 0.397
o-Xylene	5	ND< 0.20	ND< 0.261	ND< 0.20	ND< 2.0	ND< 0.261	ND< 0.477	**5.16**	ND< 0.261	ND< 0.261	ND< 0.3	ND< 0.261
p- & m- Xylenes	5	ND< 0.20	ND< 0.578	ND< 0.20	ND< 2.0	ND< 0.578	ND< 0.397	**22.8**	ND< 0.578	ND< 0.578	ND< 0.6	ND< 0.578
Styrene	5	ND< 0.20	ND< 0.255	ND< 0.20	ND< 2.0	ND< 0.255	ND< 0.261	ND< 0.255	ND< 0.255	ND< 0.255	ND< 0.3	ND< 0.255
Tetrachloroethylene	5	4.3	1.880	**24.6**	0.470	**7.15**	3.04	ND< 0.239	0.65	0.55	1.03	3.54
Toluene	5	ND< 0.20	ND< 0.346	ND< 0.20	ND< 2.0	ND< 0.346	ND< 0.346	ND< 0.346	ND< 0.346	ND< 0.346	ND< 0.3	ND< 0.346
trans-1,2-Dichloroethylene	5	ND< 0.20	ND< 0.279	ND< 0.20	ND< 2.0	0.390 J	ND< 0.279	ND< 0.279	ND< 0.279	ND< 0.279	ND< 0.3	ND< 0.279
trans-1,3-Dichloropropylene	0.4[+]	ND< 0.20	ND< 0.229	ND< 0.20	ND< 2.0	ND< 0.229	ND< 0.229	ND< 0.229	ND< 0.229	ND< 0.229	ND< 0.2	ND< 0.229
Trichloroethylene	5	1.46	ND< 0.249	1.37	ND< 2.0	**5.35**	ND< 0.249	0.41 J	0.58	ND< 0.249	ND< 0.2	0.450 J
Trichlorofluoromethane (freon 11)	5	ND< 0.20	0.700	ND< 0.20	0.450	ND< 0.337	ND< 0.337	0.39 J	ND< 0.337	ND< 0.337	ND< 0.3	ND< 0.337
Vinyl Chloride	2	ND< 0.20	ND< 0.469	ND< 0.20	ND< 2.0	0.55	ND< 0.469	ND< 0.469	ND< 0.469	ND< 0.469	ND< 0.5	ND< 0.469
Total VOC concentration	NS	9.88	29.200	105.09	18.08	39.14	7.510	54.34	60.36	0.55	3.47	4.63
Total CVOC concentration	NS	*6.320*	18.980	102.17	12	37.170	4.5	10.98	5.830	0.550	1.840	4.63
Total Petro-VOC concentration	NS	0	6.78	0.00	0.00	0.00	0.00	40.06	0.00	0.0	0	0.00
Other VOC concentration	NS	3.56	3.44	2.92	6.08	1.97	3.01	3.3	54.530	0.0	1.63	0.00

Table 2
2025 Groundwater Analytical Results Summary
136 Fuller Road, Albany, New York
NYSDEC BCP Site # C401055

NOTES:
All data are reported in micrograms per liter (ug/L) = parts per billion (ppb)
Results which exceed NYSDEC TOGS Standards and Guidance Values have been **bolded**
Italics indicate laboratory method reporting limit is greater than the groundwater quality standard
NS indicates that there is no listed standard for that analyte
NA indicate that the compound was not included on the list of analytes
* = Guidance Value
+ Applies to the sum of trans-1,3-Dichloropropene and cis-1,3-Dichloropropene
ND< = indicates the compound was not detected at or above the listed laboratory method reporting limit
B = indicates the analyte is found in the associated analysis batch blank.
D=result is from an analysis that required a dilution
J=analyte detected at or above the MDL (method detection limit) but below the RL (Reporting Limit) - data is estimated
E=result is estimated and cannot be accurately reported due to levels encountered or interferences
QL-02 = indicates this LCS analyte is outside Laboratory Recovery limits due to the analyte behavior using the reference method. The reference method has certain limitations with repsect to analytes of this nature.
SCAL-E = The value reported is ESTIMATED. The value is estimated due to its behavior during initial calibration (average Rf>20%).
ft. amsl = feet above mean sea level

Table 3
Historical Groundwater Analytical Results Summary
136 Fuller Road, Albany, New York
NYSDEC BCP Site # C401055

Sample Location	NYSDEC TOGS Standards and Guidance Values	MW10															
Sample ID: FRMW (Fuller Rd Monitoring Well)-Well ID# (approx. depth to well bottom) and (Screen Interval		FRMW-MW10-X15 (10-15')															
Sample Date		7/19/2010	5/31/2011	7/21/2011	9/29/2011	12/14/2011	2/22/2012	4/30/2012	6/28/2012	9/25/2012	12/19/2012	3/14/2013	6/12/2013	9/17/2013	11/19/2013	3/26/2014	6/12/2014
Lab Sample ID		10G0579-15	11F0120-02	11G0750-02	11J0038-02	11L0632-02	12B0883-02	12E0113-04	12F0976-02	12I0945-04	12L0807-04	--	13F0453-06	13I0664-05	13K0803-05	14C0921-04	14F0651-05
Groundwater Elevation (ft. amsl)		239.15	241.24	240.56	241.54	241.21	240.65	240.17	240.23	238.78	238.72	--	239.12	239.20	238.89	239.81	239.55
Analyte	ppb	ppb	ppb	ppb	ppb	ppb	ppb	ppb	ppb	ppb	ppb	--	ppb	ppb	ppb	ppb	ppb
1,1,1-Trichloroethane	5	**670**	**260**	**65 J**	**300**	**280**	**8.2**	**180**	**190**	**45**	**7.8**		**260**	**180**	**84**	**1.1**	0.66
1,1,2,2-Tetrachloroethane	5	ND< 250	ND< 5.0	ND< 5.0	ND< 5.0	ND< 250	ND< 5.0	ND< 50	ND< 5.0	ND< 5.0	ND< 5.0		ND< 5.0	ND< 5.0	ND< 5	ND< 0.5	ND< 0.5
1,1,2-Trichloro-1,2,2-trifluoroethane	5	ND< 250	ND< 5.0	ND< 5.0	ND< 5.0	ND< 250	ND< 5.0	ND< 50	ND< 5.0	ND< 5.0	ND< 5.0		ND< 5.0	ND< 5.0	ND< 5	ND< 0.5	ND< 0.5
1,1,2-Trichloroethane	1	ND< 250	*ND< 5.0*	*ND< 5.0*	*ND< 5.0*	*ND< 250*	*ND< 5.0*	*ND< 50*	*ND< 5.0*	*ND< 5.0*	*ND< 5.0*		*ND< 5.0*	*ND< 5.0*	ND< 5	ND< *0.5*	ND< *0.5*
1,1-Dichloroethane	5	**310**	**47 J**	**17**	**97**	**55 J**	0.86 J	**37 J**	**44 J**	**23**	2.8 J		**95**	**67**	**23**	ND< 0.5	ND< 0.5
1,1-Dichloroethylene	5	**87 J**	**31 J**	**14**	**50**	ND< 250	ND< 5.0	ND< 50	**34**	**12**	1.4 J		**62**	**45**	**16**	ND< 0.5	ND< 0.5
1,2,3-Trichlorobenzene	5	na	na	na	na	na	na	na	na	na	na		na	na	na	ND< 0.5	ND< 0.5
1,2,4-Trichlorobenzene	5	ND< 500	ND< 10	ND< 10	ND< 10	ND< 500	ND< 10	ND< 100	ND< 10	ND< 10	ND< 10		ND< 10	ND< 10	ND< 10	ND< 0.5	ND< 0.5
1,2-Dibromo-3-chloropropane	0.04	*ND< 250*	*ND< 10*	*ND< 10*	*ND< 10*	*ND< 500*	*ND< 10*	*ND< 100*	*ND< 10*	*ND< 10*	*ND< 10*		*ND< 10*	*ND< 10*	*ND< 10*	*ND< 0.5*	*ND< 0.5*
1,2-Dibromoethane	0.0006	*ND< 250*	*ND< 5.0*	*ND< 5.0*	*ND< 5.0*	*ND< 250*	*ND< 5.0*	*ND< 50*	*ND< 5.0*	*ND< 5.0*	*ND< 5.0*		*ND< 5.0*	*ND< 5.0*	*ND< 5*	*ND< 0.5*	*ND< 0.5*
1,2-Dichlorobenzene	3	na	na	na	na	na	na	na	na	na	na		na	na	na	ND< *0.5*	ND< *0.5*
1,2-Dichloroethane	0.6	*ND< 250*	*ND< 5.0*	*ND< 5.0*	*ND< 5.0*	*ND< 250*	*ND< 5.0*	*ND< 50*	*ND< 5.0*	*ND< 5.0*	*ND< 5.0*		*ND< 5.0*	*ND< 5.0*	ND< *5*	ND< *0.5*	ND< *0.5*
1,2-Dichloropropane	1	*ND< 250*	*ND< 5.0*	*ND< 5.0*	*ND< 5.0*	*ND< 250*	*ND< 5.0*	*ND< 50*	*ND< 5.0*	*ND< 5.0*	*ND< 5.0*		*ND< 5.0*	*ND< 5.0*	ND< *5*	ND< *0.5*	ND< *0.5*
1,3-Dichlorobenzene	3	na	na	na	na	na	na	na	na	na	na		na	na	na	ND< 0.5	ND< 0.5
1,4-Dichlorobenzene	3	na	na	na	na	na	na	na	na	na	na		na	na	na	ND< 0.5	ND< 0.5
2-Butanone	50*	ND< 250	ND< 10	ND< 10	ND< 10	ND< 500	ND< 10	ND< 100	ND< 10	ND< 10	ND< 10		ND< 10	ND< 10	ND< 10	ND< 0.5	ND< 0.5
2-Hexanone	50*	ND< 250	ND< 5.0	ND< 5.0	ND< 5.0	ND< 250	ND< 5.0	ND< 50	ND< 5.0	ND< 5.0	ND< 5.0		ND< 5.0	ND< 5.0	ND< 5	ND< 0.5	ND< 0.5
Methyl isobutyl ketone (4-Methyl-2-pentanone)	NS	ND< 500	ND< 10	ND< 10	ND< 10	ND< 500	ND< 10	ND< 100	ND< 10	ND< 10	ND< 10		ND< 10	ND< 10	ND< 10	ND< 0.5	ND< 0.5
Acetone	50*	ND< 270 J	ND< 10	ND< 10	ND< 10	ND< 500	ND< 10	6.2 B-Dil, J,	ND< 10	ND< 10	ND< 10		ND< 10	ND< 10	ND< 10	ND< 2	ND< 2.0
Benzene	1	*ND< 250*	*ND< 5.0*	*ND< 5.0*	*ND< 5.0*	*ND< 1*	*ND< 5.0*	*ND< 50*	*ND< 5.0*	*ND< 5.0*	*ND< 5.0*		*ND< 5.0*	*ND< 5.0*	ND< *5*	ND< *0.5*	ND< *0.5*
Bromochloromethane	5	na	na	na	na	na	na	na	na	na	na		na	na	na	ND< *0.5*	ND< *0.5*
Bromodichloromethane	50*	ND< 250	ND< 5.0	ND< 5.0	ND< 5.0	ND< 250	ND< 5.0	ND< 50	ND< 5.0	ND< 5.0	ND< 5.0		ND< 5.0	ND< 5.0	ND< 5	ND< 0.5	ND< 0.5
Bromoform	50*	ND< 250	ND< 5.0	ND< 5.0	ND< 5.0	ND< 250	ND< 5.0	ND< 50	ND< 5.0	ND< 5.0	ND< 5.0		ND< 5.0	ND< 5.0	ND< 5	ND< 0.5	ND< 0.5
Bromomethane	5	ND< 250 J	ND< 5.0	ND< 5.0	ND< 5.0	ND< 250	ND< 5.0	ND< 50	ND< 5.0	ND< 5.0	ND< 5.0		ND< 5.0	ND< 5.0	ND< 5	ND< 0.5	ND< 0.5
Carbon disulfide	60*	ND< 250	ND< 5.0	ND< 5.0	ND< 5.0	ND< 250	ND< 5.0	ND< 50	ND< 5.0	ND< 5.0	ND< 5.0		ND< 5.0	ND< 5.0	ND< 5	ND< 0.5	ND< 0.5
Carbon tetrachloride	5	ND< 250	ND< 5.0	ND< 5.0	ND< 5.0	ND< 250	ND< 5.0	ND< 50	ND< 5.0	ND< 5.0	ND< 5.0	WELL DRY	ND< 5.0	ND< 5.0	ND< 5	ND< 0.5	ND< 0.5
Chlorobenzene	5	ND< 250	ND< 5.0	ND< 5.0	ND< 5.0	ND< 250	ND< 5.0	ND< 50	ND< 5.0	ND< 5.0	ND< 5.0		ND< 5.0	ND< 5.0	ND< 5	ND< 0.5	ND< 0.5
Chloroethane	5	ND< 250	3.2 J	1.3 J	2.2	ND< 250	ND< 5.0	ND< 50	1.6 J	ND< 5.0	ND< 5.0		ND< 5.0	ND< 5.0	ND< 5	ND< 0.5	ND< 0.5
Chloroform	7	ND< 250	ND< 5.0	ND< 5.0	ND< 5.0	ND< 250	ND< 5.0	ND< 50	ND< 5.0	ND< 5.0	ND< 5.0		ND< 5.0	ND< 5.0	ND< 5	**12**	**13**
Chloromethane	5	ND< 250	ND< 5.0	ND< 5.0	ND< 5.0	ND< 250	ND< 5.0	ND< 50	ND< 5.0	ND< 5.0	ND< 5.0		ND< 5.0	ND< 5.0	ND< 5	ND< 0.5	ND< 0.5
cis-1,2-Dichloroethylene	5	**8,700**	**3,300**	**830**	**3,800**	**2,900**	**67**	**2,000**	**2,600**	**940**	**170**		**2,800**	**4,600**	**1,500** HT-01R	**11**	2.7
cis-1,3-Dichloropropylene	0.4*	*ND< 250*	*ND< 5.0*	*ND< 5.0*	*ND< 5.0*	*ND< 250*	*ND< 5.0*	*ND< 50*	*ND< 5.0*	*ND< 5.0*	*ND< 5.0*		*ND< 5.0*	*ND< 5.0*	ND< *5*	ND< *0.5*	ND< *0.5*
Cyclohexane	NS	na	na	na	na	na	na	na	na	na	na		na	na	na	ND< *0.5*	ND< *0.5*
Dibromochloromethane	50*	ND< 250	ND< 5.0	ND< 5.0	ND< 5.0	ND< 250	ND< 5.0	ND< 50	ND< 5.0	ND< 5.0	ND< 5.0		ND< 5.0	ND< 5.0	ND< 5	ND< 0.5	ND< 0.5
Dichlorodifluoromethane	5	ND< 250	ND< 5.0	ND< 5.0	ND< 5.0	ND< 250	ND< 5.0	ND< 50	2.5 J	ND< 5.0	ND< 5.0		ND< 5.0	ND< 5.0	ND< 5	ND< 0.5	ND< 0.5
Ethyl Benzene	5	ND< 250	ND< 5.0	ND< 5.0	ND< 5.0	ND< 250	ND< 5.0	ND< 50	ND< 5.0	ND< 5.0	ND< 5.0		ND< 5.0	ND< 5.0	ND< 5	ND< 0.5	ND< 0.5
Isopropylbenzene	5	ND< 250	ND< 5.0	ND< 5.0	ND< 5.0	ND< 250	ND< 5.0	ND< 50	ND< 5.0	ND< 5.0	ND< 5.0		ND< 5.0	ND< 5.0	ND< 5	ND< 0.5	ND< 0.5
Methyl acetate	NS	na	na	na	na	na	na	na	na	na	na		na	na	na	ND< 0.5	ND< 0.5
Methyl tert-butyl ether (MTBE)	10*	ND< 250	0.39 J	1.0 J	ND< 5.0	ND< 250	ND< 5.0	ND< 50	0.42 J	1.2 J	0.84 J		ND< 5.0	ND< 5.0	ND< 5	ND< 0.5	ND< 0.5
Methylcyclohexane	NS	na	na	na	na	na	na	na	na	na	na		na	na	na	ND< 0.5	ND< 0.5
Methylene chloride	5	ND< 430 J	ND< 10	ND< 10	2.8	ND< 500	ND< 10	4.2 B-Dil, J,	ND< 10	3.0 J,B	ND< 10		ND< 10	ND< 10	ND< 10	ND< 2	ND< 2.0
o-Xylene	5	ND< 250	ND< 5.0	ND< 5.0	ND< 5.0	ND< 250	ND< 5.0	ND< 50	ND< 5.0	ND< 5.0	ND< 5.0		ND< 5.0	ND< 5.0	ND< 5	ND< 0.5	ND< 0.5
p- & m- Xylenes	5	**46 J**	ND< 10	ND< 10	ND< 10	ND< 250	ND< 10	ND< 100	ND< 10	ND< 10	ND< 10		ND< 10	ND< 10	ND< 10	ND< 1	ND< 1.0
Styrene	5	ND< 250	ND< 5.0	ND< 5.0	ND< 5.0	ND< 250	ND< 5.0	ND< 50	ND< 5.0	ND< 5.0	ND< 5.0		ND< 5.0	ND< 5.0	ND< 5	ND< 0.5	ND< 0.5
Tetrachloroethylene	5	**670**	**480**	**140 J**	**190**	**230 J**	**200**	**160**	**160 J**	**33 J**	**22**		**57**	**51**	**55**	**31**	**24**
Toluene	5	ND< 250	ND< 5.0	ND< 5.0	ND< 5.0	ND< 250	ND< 5.0	ND< 50	ND< 5.0	ND< 5.0	ND< 5.0		ND< 5.0	ND< 5.0	ND< 5	ND< 0.5	ND< 0.5
trans-1,2-Dichloroethylene	5	ND< 250	**17**	3.5 J	**10**	ND< 250	ND< 5.0	ND< 50	**10**	ND< 5.0	ND< 5.0		ND< 5.0	**12**	**5.3**	ND< 0.5	ND< 0.5
trans-1,3-Dichloropropylene	0.4*	*ND< 250*	*ND< 5.0*	*ND< 5.0*	*ND< 5.0*	*ND< 250*	*ND< 5.0*	*ND< 50*	*ND< 5.0*	*ND< 5.0*	*ND< 5.0*		*ND< 5.0*	*ND< 5.0*	ND< 5	ND< *0.5*	ND< *0.5*
Trichloroethylene	5	**440**	**110**	**26**	**55**	**130 J**	**71**	**73**	**120 J**	**15**	3.8 J		**29**	**19**	**16**	2.4	1.9
Trichlorofluoromethane (freon 11)	5	ND< 250	3.5 J	3.2 J	2.3	ND< 250	ND< 5.0	ND< 50	1.8 J	0.83 J	ND< 5.0		1.2 J	1 J	ND< 5	ND< 0.5	ND< 0.2
Vinyl Chloride	2	*ND< 250*	*ND< 5.0*	*ND< 5.0*	*ND< 5.0*	*ND< 250*	*ND< 5.0*	*ND< 50*	*ND< 5.0*	*ND< 5.0*	*ND< 5.0*		1 J	0.87 J	ND< 5	ND< 0.5	ND< 0.5
Total VOC concentration	NS	10,923	4,252	1,101	4,509	3,595	347	2,460	3,164	1,073	209		3,305.20	4,975.87	1,699.30	57.50	42.26
Total CVOC concentration	NS	10,877	4,252	1,100	4,509	3,595	347	2,454	3,164	1,072	208	na	3,305.20	4,975.87	1,699.30	57.50	42.26
Total Petro-VOC concentration	NS	46	0	1	0	0	0	0	0	1	1		0	0	0	0	0
Other VOC concentration	NS	0	0	0	0	0	0	6.2	0	0	0		0	0	0	0	0

LaBella
Powered by partnership.

Table 3
Historical Groundwater Analytical Results Summary
136 Fuller Road, Albany, New York
NYSDEC BCP Site # C401055

Sample Location	NYSDEC TOGS Standards and Guidance Values	MW10															
Sample ID: FRMW (Fuller Rd Monitoring Well)-Well ID# (approx. depth to well bottom) and (Screen Interval)		FRMW-MW10-X15 (10-15')															
Sample Date		9/16/2014	12/15/2014	3/10/2015	6/25/2015	9/16/2015	11/30/2015	3/3/2016	5/26/2016	9/29/2016	10/31/2016	12/1/2016	3/28/2017	6/28/2017	9/29/2017	12/11/2017	3/29/2018
Lab Sample ID		14I0784-03	--	--	15F1052-11	--	--	16C0192-06	--	--	--	--	--	17F1193-07	17J0005-01	--	18C1190-06
Groundwater Elevation (ft. amsl)		238.64	<237.50	<237.50	238.57	<237.50	<237.50	238.58	<237.50	<238.20	<238.20	<238.20	<238.20	239.61	238.58	<238.20	238.48
Analyte	ppb	ppb	--	--	ppb	--	--	--	--	--	--	--	--	ppb	ppb	--	ppb
1,1,1-Trichloroethane	5	0.5			**21**			**43**						**310**	**83**		**65**
1,1,2,2-Tetrachloroethane	5	ND< 0.5			ND< 0.5			ND< 0.2						ND< 80	ND< 0.40		ND< 0.20
1,1,2-Trichloro-1,2,2-trifluoroethane	5	ND< 0.5			ND< 0.5			ND< 0.2						ND< 80	ND< 0.40		ND< 0.20
1,1,2-Trichloroethane	1	ND< 0.5			ND< 0.5			ND< 0.2						ND< 80	ND< 0.40		ND< 0.20
1,1-Dichloroethane	5	ND< 0.5			**6.3**			**20**						**140 J**	**36**		**64**
1,1-Dichloroethylene	5	ND< 0.5			**5.7**			**15**						**280**	**67**		**57**
1,2,3-Trichlorobenzene	5	ND< 0.5			ND< 0.5			ND< 0.2						ND< 80	ND< 0.40		ND< 0.20
1,2,4-Trichlorobenzene	5	ND< 0.5			ND< 0.5			ND< 0.2						ND< 80	ND< 0.40		ND< 0.20
1,2-Dibromo-3-chloropropane	0.04	*ND< 2*			*ND< 0.5*			*ND< 0.2*						*ND< 80*	*ND< 0.40*		*ND< 0.20*
1,2-Dibromoethane	0.0006	*ND< 0.5*			*ND< 0.5*			*ND< 0.2*						*ND< 80*	*ND< 0.40*		*ND< 0.20*
1,2-Dichlorobenzene	3	ND< 0.5			ND< 0.5			ND< 0.2						ND< 80	ND< 0.40		ND< 0.20
1,2-Dichloroethane	0.6	ND< 0.5			*ND< 0.5*			0.36 J						ND< 80	ND< 0.40		**2.7**
1,2-Dichloropropane	1	ND< 0.5			ND< 0.5			ND< 0.2						ND< 80	ND< 0.40		ND< 0.20
1,3-Dichlorobenzene	3	ND< 0.5			ND< 0.5			ND< 0.2						ND< 80	ND< 0.40		ND< 0.20
1,4-Dichlorobenzene	3	ND< 0.5			ND< 0.5			ND< 0.2						ND< 80	ND< 0.40		ND< 0.20
2-Butanone	50*	ND< 2			ND< 0.5			ND< 0.8						ND< 80	ND< 0.40		ND< 0.20
2-Hexanone	50*	ND< 0.5			ND< 0.5			ND< 0.2						ND< 80	ND< 0.40		ND< 0.20
Methyl isobutyl ketone (4-Methyl-2-pentanone)	NS	ND< 0.5			ND< 0.5			ND< 0.2						ND< 80	ND< 0.40		ND< 0.20
Acetone	50*	ND< 2			ND< 2			ND< 1						**660 J**	**2.2 J**		ND< 1.0
Benzene	1	ND< 0.5			ND< 0.5			ND< 0.2						ND< 80	0.44 JD		0.46 J
Bromochloromethane	5	ND< 0.5			ND< 0.5			ND< 0.2						ND< 80	ND< 0.40		ND< 0.20
Bromodichloromethane	50*	ND< 0.5			ND< 0.5			ND< 0.2						ND< 80	ND< 0.40		ND< 0.20
Bromoform	50*	ND< 0.5			ND< 0.5			ND< 0.2						ND< 80	ND< 0.40		ND< 0.20
Bromomethane	5	ND< 0.5			ND< 0.5			ND< 0.2						ND< 80	ND< 0.40		ND< 0.20
Carbon disulfide	60*	ND< 0.5			ND< 0.5			0.34 J						ND< 80	ND< 0.40		ND< 0.20
Carbon tetrachloride	5	ND< 0.5	WELL DRY	WELL DRY	ND< 0.5	WELL DRY	WELL DRY	ND< 0.2	WELL DRY	WELL DRY	WELL DRY	WELL DRY	WELL DRY	ND< 80	ND< 0.40	WELL DRY	ND< 0.20
Chlorobenzene	5	ND< 0.5			ND< 0.5			ND< 0.2						ND< 80	ND< 0.40		ND< 0.20
Chloroethane	5	ND< 0.5			0.32 J			ND< 0.2						ND< 80	ND< 0.40		ND< 0.20
Chloroform	7	**7.5**			ND< 0.5			ND< 0.2						ND< 80	ND< 0.40		0.38 J
Chloromethane	5	ND< 0.5			ND< 0.5			ND< 0.2						ND< 80	ND< 0.40		ND< 0.20
cis-1,2-Dichloroethylene	5	**6.2**			**730**			**670**						**5,500**	**650**		**1,500**
cis-1,3-Dichloropropylene	0.4*	ND< 0.5			*ND< 0.5*			ND< 0.2						ND< 80	ND< 0.40		ND< 0.20
Cyclohexane	NS	ND< 0.5			ND< 0.5			ND< 0.2						ND< 80	0.74 J		ND< 0.2
Dibromochloromethane	50*	ND< 0.5			ND< 0.5			ND< 0.2						ND< 80	ND< 0.40		ND< 0.20
Dichlorodifluoromethane	5	ND< 0.5			ND< 0.5			0.62						ND< 80	1.7 D		0.77
Ethyl Benzene	5	ND< 0.5			ND< 0.5			ND< 0.2						ND< 80	ND< 0.40		ND< 0.20
Isopropylbenzene	5	ND< 0.5			ND< 0.5			ND< 0.2						ND< 80	ND< 0.40		ND< 0.20
Methyl acetate	NS	ND< 0.5			ND< 0.5			ND< 0.2						ND< 80	ND< 0.40		ND< 0.20
Methyl tert-butyl ether (MTBE)	10*	ND< 0.5			ND< 0.5			ND< 0.2						ND< 80	0.76 J		ND< 0.2
Methylcyclohexane	NS	ND< 0.5			0.2 J			ND< 0.2						ND< 80	ND< 0.40		ND< 0.20
Methylene chloride	5	1.1 J			ND< 2			ND< 1						ND< 400	ND< 2.0		ND< 1.0
o-Xylene	5	ND< 0.5			ND< 0.5			ND< 0.2						ND< 80	ND< 0.40		ND< 0.20
p- & m- Xylenes	5	ND< 1			ND< 1			ND< 0.5						ND< 200	ND< 1.0		ND< 0.5
Styrene	5	ND< 0.5			ND< 0.5			ND< 0.2						ND< 80	ND< 0.40		ND< 0.20
Tetrachloroethylene	5	**8.9**			**12**			**14**						ND< 80	**34 B**		**14**
Toluene	5	ND< 0.5			ND< 0.5			ND< 0.2						ND< 80	ND< 0.40		ND< 0.20
trans-1,2-Dichloroethylene	5	ND< 0.5			3.0			1.4						ND< 80	**11**		**17**
trans-1,3-Dichloropropylene	0.4*	ND< 0.5			ND< 0.5			ND< 0.2						ND< 80	ND< 0.40		ND< 0.20
Trichloroethylene	5	1.3			5.0			3.7						ND< 80	**14**		**12**
Trichlorofluoromethane (freon 11)	5	ND< 0.5			0.48 J			0.24 J						ND< 80	0.92 J		ND< 0.2
Vinyl Chloride	2	ND< 0.5			**3.5**			1.3						ND< 80	**3.5**		ND< 0.2
Total VOC concentration	NS	25.50			787.50			770						6890.00	905.26		1,733.31
Total CVOC concentration	NS	25.50	na		787.30	na	na	770	na	na	na	na	na	6230.00	901.12	na	1,732.85
Total Petro-VOC concentration	NS	0			0.00			0						0	1.20		0.46
Other VOC concentration	NS	0			0			0						660	2.94		0

LaBella
Powered by partnership

Table 3
Historical Groundwater Analytical Results Summary
136 Fuller Road, Albany, New York
NYSDEC BCP Site # C401055

Sample Location	NYSDEC TOGS Standards and Guidance Values	MW10												
Sample ID: FRMW (Fuller Rd Monitoring Well)-Well ID# (approx. depth to well bottom) and (Screen Interval)		FRMW-MW10-X15 (10-15')												
Sample Date		6/14/2018	9/6/2018	12/6/2018	3/5/2019	6/11/2019	9/17/2019	12/17/2019	3/16/2020	6/10/2020	8/27/2020	12/14/2020	3/12/2021	6/16/2021	9/29/2021
Lab Sample ID		--	--	18L0310-04	19C0144-04	19F0430-04	19I0905-01	19L0806-01	20C0746-04	20F0477-04	20H1134-01	20L0785-01	21C0753-01	21F0819-13	21J0004-01
Groundwater Elevation (ft. amsl)		238.18	238.48	239.50	240.10	240.43	239.40	239.80	239.99	240.00	238.99	239.08	239.28	239.46	239.60
Analyte	ppb	--	--	ppb	ppb	ppb	ppb	ppb	ppb	ppb	ppb	ppb	ppb	ppb	ppb
1,1,1-Trichloroethane	5			**27**	**34**	**8.0**	3.6	ND< 2.5	6.4	4.4	3.4 J	1.9	4.4	**140**	**54**
1,1,2,2-Tetrachloroethane	5			ND< 0.20	ND< 0.20	ND< 0.20	ND< 0.20	ND< 2.5	ND< 0.20	ND< 0.20	ND< 2.5	ND< 0.20	ND< 0.20	ND< 0.20	ND< 0.20
1,1,2-Trichloro-1,2,2-trifluoroethane	5			ND< 0.20	ND< 0.20	ND< 0.20	ND< 0.20	ND< 2.5	ND< 0.20	ND< 0.20	ND< 2.5	ND< 0.20	ND< 0.20	ND< 0.20	ND< 0.20
1,1,2-Trichloroethane	1			ND< 0.20	ND< 0.20	ND< 0.20	ND< 0.20	ND< 2.5	ND< 0.20	ND< 0.20	ND< 2.5	ND< 0.20	ND< 0.20	**1.5**	ND< 0.20
1,1-Dichloroethane	5			**17**	**14**	3.3	2.6	ND< 2.5	2.7	5.0	4.7 J	3.1	4.2	**31**	**17**
1,1-Dichloroethylene	5			**9.9**	**26**	3.9	1.3	ND< 2.5	1.7 ICV-E	2.6	ND< 2.5	ND< 0.20	2.3	**33**	**9.3**
1,2,3-Trichlorobenzene	5			ND< 0.20	ND< 0.20	ND< 0.20	ND< 0.20	ND< 2.5	ND< 0.20	ND< 0.20	ND< 2.5	na	ND< 0.20	ND< 0.20	ND< 0.20
1,2,4-Trichlorobenzene	5			ND< 0.20	ND< 0.20	ND< 0.20	ND< 0.20	ND< 2.5	ND< 0.20	ND< 0.20	ND< 2.5	ND< 0.20	ND< 0.20	ND< 0.20	ND< 0.20
1,2-Dibromo-3-chloropropane	0.04			*ND< 0.20*	*ND< 0.20*	*ND< 0.20*	*ND< 0.20*	*ND< 2.5*	*ND< 0.20*	*ND< 0.20*	*ND< 2.5*	*ND< 0.20*	*ND< 0.20*	*ND< 0.20*	*ND< 0.20*
1,2-Dibromoethane	0.0006			*ND< 0.20*	*ND< 0.20*	*ND< 0.20*	*ND< 0.20*	*ND< 2.5*	*ND< 0.20*	*ND< 0.20*	*ND< 2.5*	*ND< 0.20*	*ND< 0.20*	*ND< 0.20*	*ND< 0.20*
1,2-Dichlorobenzene	3			ND< 0.20	ND< 0.20	ND< 0.20	ND< 0.20	ND< 2.5	ND< 0.20	ND< 0.20	ND< 2.5	na	ND< 0.20	ND< 0.20	ND< 0.20
1,2-Dichloroethane	0.6			ND< 0.20	0.58	ND< 0.20	ND< 0.20	*ND< 2.5*	ND< 0.20	ND< 0.20	ND< 2.5	ND< 0.20	ND< 0.20	0.50	ND< 0.20
1,2-Dichloropropane	1			ND< 0.20	ND< 0.20	ND< 0.20	ND< 0.20	*ND< 2.5*	ND< 0.20	ND< 0.20	ND< 2.5	ND< 0.20	ND< 0.20	ND< 0.20	ND< 0.20
1,3-Dichlorobenzene	3			ND< 0.20	ND< 0.20	ND< 0.20	ND< 0.20	ND< 2.5	ND< 0.20	ND< 0.20	ND< 2.5	na	ND< 0.20	ND< 0.20	ND< 0.20
1,4-Dichlorobenzene	3			ND< 0.20	ND< 0.20	ND< 0.20	ND< 0.20	ND< 2.5	ND< 0.20	ND< 0.20	ND< 2.5	na	ND< 0.20	ND< 0.20	ND< 0.20
2-Butanone	50*			ND< 0.20	ND< 0.20	ND< 0.20	28	ND< 2.5	ND< 0.20	ND< 0.20	ND< 2.5	ND< 0.20	ND< 0.20	ND< 0.20	ND< 0.20
2-Hexanone	50*			ND< 0.20	ND< 0.20	ND< 0.20	ND< 0.20	ND< 2.5	ND< 0.20	ND< 0.20	ND< 5.0	ND< 0.20	ND< 0.20	ND< 0.20	ND< 0.20
Methyl isobutyl ketone (4-Methyl-2-pentanone)	NS			ND< 0.20	ND< 0.20	ND< 0.20	ND< 0.20	ND< 2.5	ND< 0.20	ND< 0.20	ND< 2.5	ND< 0.20	ND< 0.20	ND< 0.20	ND< 0.20
Acetone	50*			ND< 1.00	ND< 1.00	ND< 1.00	ND< 1.00	ND< 5.0	ND< 1.0	ND< 1.0	ND< 2.5	1.7 J	ND< 1	ND< 1	ND< 1.0
Benzene	1			ND< 0.20	ND< 0.20	ND< 0.20	ND< 0.20	*ND< 2.5*	ND< 0.20	ND< 0.20	ND< 2.5	ND< 0.2	ND< 0.2	0.29 J	ND< 0.20
Bromochloromethane	5			ND< 0.20	ND< 0.20	ND< 0.20	ND< 0.20	ND< 2.5	ND< 0.20	ND< 0.20	ND< 2.5	ND< 0.20	ND< 0.20	ND< 0.20	ND< 0.20
Bromodichloromethane	50*			ND< 0.20	ND< 0.20	ND< 0.20	ND< 0.20	ND< 2.5	ND< 0.20	ND< 0.20	ND< 2.5	ND< 0.20	ND< 0.20	ND< 0.20	ND< 0.20
Bromoform	50*			ND< 0.20	ND< 0.20	ND< 0.20	ND< 0.20	ND< 2.5	ND< 0.20	ND< 0.20	ND< 2.5	ND< 0.20	ND< 0.20	ND< 0.20	ND< 0.20
Bromomethane	5			ND< 0.20	ND< 0.20	ND< 0.20	ND< 0.20	ND< 2.5	ND< 0.20	ND< 0.20	ND< 2.5	ND< 0.20	ND< 0.20	ND< 0.20	ND< 0.20
Carbon disulfide	60*	Insufficient flow and well volume	Insufficient flow and well volume	ND< 0.20	ND< 0.20	ND< 0.20	ND< 0.20	ND< 2.5	ND< 0.20	ND< 0.20	ND< 2.5	ND< 0.20	ND< 0.20	ND< 0.20	ND< 0.20
Carbon tetrachloride	5			ND< 0.20	ND< 0.20	ND< 0.20	ND< 0.20	ND< 2.5	ND< 0.20	ND< 0.20	ND< 2.5	ND< 0.20	ND< 0.20	ND< 0.20	ND< 0.20
Chlorobenzene	5			ND< 0.20	ND< 0.20	ND< 0.20	ND< 0.20	ND< 2.5	ND< 0.20	ND< 0.20	ND< 2.5	ND< 0.20	ND< 0.20	ND< 0.20	ND< 0.20
Chloroethane	5			ND< 0.20	ND< 0.20	ND< 0.20	ND< 0.20	ND< 2.5	ND< 0.20	ND< 0.20	ND< 2.5	ND< 0.20	ND< 0.20	ND< 0.20	ND< 0.20
Chloroform	7			ND< 0.20	ND< 0.20	ND< 0.20	ND< 0.20	ND< 2.5	0.27 J	ND< 0.20	ND< 2.5	ND< 0.20	ND< 0.20	ND< 0.20	ND< 0.20
Chloromethane	5			ND< 0.20	ND< 0.20	ND< 0.20	ND< 0.20	ND< 2.5	ND< 0.20	ND< 0.20	ND< 2.5	0.73	ND< 0.20	ND< 0.20	ND< 0.20
cis-1,2-Dichloroethylene	5			**390**	**620**	**160**	**120**	**14**	**140**	**670**	**390**	**220**	**120**	**1000**	**410**
cis-1,3-Dichloropropylene	0.4[1]			ND< 0.20	ND< 0.20	ND< 0.20	ND< 0.20	*ND< 2.5*	ND< 0.20	ND< 0.20	ND< 2.5	ND< 0.2	ND< 0.2	ND< 0.2	ND< 0.20
Cyclohexane	NS			ND< 0.20	ND< 0.20	ND< 0.20	ND< 0.20	ND< 2.5	ND< 0.20	ND< 0.20	ND< 2.5	na	ND< 0.2	1.3	ND< 0.20
Dibromochloromethane	50*			ND< 0.20	ND< 0.20	ND< 0.20	ND< 0.20	ND< 2.5	ND< 0.20	ND< 0.20	ND< 2.5	ND< 0.2	ND< 0.2	ND< 0.2	ND< 0.20
Dichlorodifluoromethane	5			0.730	0.68	0.36 J	ND< 0.20	ND< 2.5	ND< 0.20	ND< 0.20	ND< 2.5	ND< 0.2	0.2 CCV-E, QL-02 J	0.48 J	ND< 0.20
Ethyl Benzene	5			ND< 0.20	ND< 0.20	ND< 0.20	ND< 0.20	ND< 2.5	ND< 0.20	ND< 0.20	ND< 2.5	ND< 0.2	ND< 0.2	0.37 J	ND< 0.20
Isopropylbenzene	5			ND< 0.20	ND< 0.20	ND< 0.20	ND< 0.20	ND< 2.5	ND< 0.20	ND< 0.20	ND< 2.5	ND< 0.2	ND< 0.2	0.38 J	ND< 0.20
Methyl acetate	NS			ND< 0.20	ND< 0.20	ND< 0.20	ND< 0.20	ND< 2.5	ND< 0.20	ND< 0.20	ND< 2.5	na	ND< 0.2	ND< 0.2	ND< 0.20
Methyl tert-butyl ether (MTBE)	10*			ND< 0.20	ND< 0.20	ND< 0.20	ND< 0.20	ND< 2.5	ND< 0.20	ND< 0.20	ND< 2.5	0.27 J	0.33 J	0.33 J	0.32 J
Methylcyclohexane	NS			ND< 0.2	0.59	ND< 0.20	ND< 0.20	ND< 2.5	ND< 0.20	ND< 0.20	ND< 5.0	na	ND< 0.2	4.4	ND< 0.20
Methylene chloride	5			ND< 1.0	ND< 1.0	ND< 0.20	ND< 1.0	ND< 5.0	ND< 1.0	ND< 1.0	ND< 2.5	ND< 1	ND< 1	ND< 1	ND< 1.0
o-Xylene	5			ND< 0.20	ND< 0.20	ND< 0.20	ND< 0.20	ND< 2.5	ND< 0.20	ND< 0.20	ND< 2.5	ND< 0.2	ND< 0.2	ND< 0.2	ND< 0.20
p- & m- Xylenes	5			ND< 0.50	ND< 0.50	ND< 0.20	ND< 0.50	ND< 2.5	ND< 0.20	ND< 0.20	ND< 2.5	ND< 0.5	ND< 0.5	ND< 0.5	ND< 0.50
Styrene	5			ND< 0.20	ND< 0.20	ND< 0.20	ND< 0.20	ND< 2.5	ND< 0.20	ND< 0.20	ND< 2.5	ND< 0.2	ND< 0.2	ND< 0.2	ND< 0.20
Tetrachloroethylene	5			**11**	**18**	**9**	**10**	**8.0**	**11**	**15**	**12**	**6.6**	**14**	**17**	**8.2**
Toluene	5			ND< 0.20	ND< 0.20	ND< 0.20	ND< 0.20	ND< 2.5	ND< 0.20	ND< 0.20	ND< 2.5	ND< 0.2	ND< 0.2	ND< 0.2	ND< 0.20
trans-1,2-Dichloroethylene	5			1.8	4.80	1.3	1.1	ND< 2.5	0.65	**5.2**	ND< 2.5	1.9	1.5	**22**	4.5
trans-1,3-Dichloropropylene	0.4[1]			ND< 0.20	ND< 0.20	ND< 0.20	ND< 0.20	*ND< 2.5*	ND< 0.20	ND< 0.20	ND< 2.5	ND< 0.2	ND< 0.2	ND< 0.2	ND< 0.20
Trichloroethylene	5			**8.4**	**25**	**5.9**	**7.6**	3.6 J	2.7	4.1	**13**	**13**	**23**	10 CCV-E	**6.8**
Trichlorofluoromethane (freon 11)	5			ND< 0.20	0.28 J	ND< 0.20	ND< 0.20	ND< 2.5	ND< 0.20	ND< 0.20	ND< 2.5	ND< 0.2	ND< 0.2	0.48 J	0.27 J
Vinyl Chloride	2			0.390 J	1.40	0.49 J	**2.4 CCV-E**	*ND< 2.5*	0.64 ICV-E	**1.6** QL-02	ND< 2.5	**3.4**	**2.9** CCV-E	**4.0**	**4.1**
Total VOC concentration	NS	na	na	466.22	745.33	192.25	176.60	25.6	166.06	707.9	423.1	252.6	209.8	1,267.0	514.49
Total CVOC concentration	NS			466.22	744.74	192.25	148.60	25.6	166.06	707.9	423.1	250.6	209.5	1,260.0	514.17
Total Petro-VOC concentration	NS			0	0	0	0	0	0	0	0	0	0.3	1.4	0.32
Other VOC concentration	NS			0	1	0	28	0	0	0	0	2	0	6	0.00

LaBella
Powered by partnership.

Table 3
Historical Groundwater Analytical Results Summary
136 Fuller Road, Albany, New York
NYSDEC BCP Site # C401055

Sample Location	NYSDEC TOGS Standards and Guidance Values	MW10																
Sample ID: FRMW (Fuller Rd Monitoring Well)-Well ID# (approx. depth to well bottom) and (Screen Interval)		FRMW-MW10-X15 (10-15')																
Sample Date		12/16/2021	4/1/2022	6/6/2022	9/22/2022	12/14/2022	3/30/2023	6/21/2023	9/12/2023	12/20/2023	3/19/2024	6/11/2024	9/5/2024	1/7/2025	3/4/2025	6/30/2025	9/25/2025	12/16/2025
Lab Sample ID		21L1055-01	22D0076-01	22F0429-04	22I1220-01	22L0969-01	23D0011-001	23F1500-03	23I0834-01	23L1487-01	24C1318-01	24F0876-13	24I0384-01	25A0490-01	25C0242-01	25G0131-05	25I1856-01	25L1126-01
Groundwater Elevation (ft. amsl)		240.09	240.09	240.50	239.00	239.16	240.41	240.22	240.58	240.26	241.26	240.83	240.43	239.72	239.37	240.72	239.06	239.15
Analyte	ppb	ppb	ppb	ppb	ppb	ppb	ppb	ppb	ppb	ppb	ppb	ppb	ppb	ppb	ppb	ppb	ppb	ppb
1,1,1-Trichloroethane	5	**11**	4.3	4.4	3.3	3.9	**9.4**	**25.0**	4.0	1.24	**11**	3.3	0.91	0.58	2.59	**7.82**	4.68	0.880
1,1,2,2-Tetrachloroethane	5	ND< 0.20	ND< 0.20	ND< 0.20	ND< 0.20	ND< 0.20	ND< 0.20	ND< 0.20	ND< 0.20	ND< 0.256	ND< 0.200	ND< 0.20	ND< 0.20	ND< 0.22	ND< 0.256	ND< 0.256	ND< 0.256	ND< 0.256
1,1,2-Trichloro-1,2,2-trifluoroethane	5	ND< 0.20	ND< 0.20	ND< 0.20	ND< 0.20	ND< 0.20	ND< 0.20	ND< 0.20	ND< 0.20	ND< 0.286	ND< 0.200	ND< 0.20	ND< 0.20	ND< 0.29	ND< 0.286	ND< 0.286	ND< 0.286	ND< 0.286
1,1,2-Trichloroethane	1	ND< 0.20	ND< 0.20	ND< 0.20	ND< 0.20	ND< 0.20	ND< 0.20	ND< 0.20	ND< 0.20	ND< 0.249	ND< 0.200	ND< 0.20	ND< 0.20	ND< 0.25	ND< 0.249	ND< 0.249	ND< 0.249	ND< 0.249
1,1-Dichloroethane	5	4.6	2.2	3.7	3.3	**5.4**	**6.3**	**11.0**	2.2	1.66	**7.2**	3.0	1.2	0.45 J	2.80	4.38	**5.21**	1.10
1,1-Dichloroethylene	5	2.8	1.6	2.2	1.4	3.0	1.9	**6.3**	1.2	0.99	3.7	2.0	0.84	0.55	1.44	1.29	1.70	0.690
1,2,3-Trichlorobenzene	5	ND< 0.20	ND< 0.20	ND< 0.20	ND< 0.20	ND< 0.20	ND< 0.20	ND< 0.20	ND< 0.20	ND< 0.222	ND< 0.200	ND< 0.20	ND< 0.20	ND< 0.22	0.230 J	ND< 0.222	ND< 0.222	ND< 0.222
1,2,4-Trichlorobenzene	5	ND< 0.20	*ND< 0.20*	ND< 0.20	ND< 0.20	ND< 0.20	ND< 0.20	ND< 0.20	ND< 0.20	ND< 0.138	ND< 0.200	ND< 0.20	ND< 0.20	ND< 0.14	ND< 0.14	ND< 0.138	ND< 0.138	ND< 0.138
1,2-Dibromo-3-chloropropane	0.04	*ND< 0.20*	*ND< 0.20*	*ND< 0.20*	*ND< 0.20*	*ND< 0.20*	*ND< 0.20*	*ND< 0.20*	*ND< 0.20*	*ND< 0.432*	*ND< 0.200*	*ND< 0.20*	*ND< 0.20*	*ND< 0.43*	*ND< 0.43*	ND< *0.432*	ND< *0.432*	ND< *0.432*
1,2-Dibromoethane	0.0006	*ND< 0.20*	*ND< 0.20*	*ND< 0.20*	*ND< 0.20*	*ND< 0.20*	*ND< 0.20*	*ND< 0.20*	*ND< 0.20*	*ND< 0.215*	*ND< 0.200*	*ND< 0.20*	*ND< 0.20*	*ND< 0.22*	*ND< 0.215*	ND< *0.215*	ND< *0.215*	ND< *0.215*
1,2-Dichlorobenzene	3	ND< 0.20	ND< 0.20	ND< 0.20	ND< 0.20	ND< 0.20	ND< 0.20	ND< 0.20	ND< 0.20	ND< 0.270	ND< 0.200	ND< 0.20	ND< 0.20	ND< 0.27	ND< 0.270	ND< 0.270	ND< 0.270	ND< 0.270
1,2-Dichloroethane	0.6	ND< 0.20	ND< 0.20	ND< 0.20	ND< 0.20	ND< 0.20	ND< 0.20	ND< 0.20	ND< 0.20	ND< 0.377	ND< 0.200	ND< 0.20	ND< 0.20	ND< 0.38	ND< 0.377	ND< 0.377	ND< 0.377	ND< 0.377
1,2-Dichloropropane	1	ND< 0.20	ND< 0.20	ND< 0.20	ND< 0.20	ND< 0.20	ND< 0.20	ND< 0.20	ND< 0.20	ND< 0.327	ND< 0.200	ND< 0.20	ND< 0.20	ND< 0.33	ND< 0.327	ND< 0.327	ND< 0.327	ND< 0.327
1,3-Dichlorobenzene	3	ND< 0.20	ND< 0.20	ND< 0.20	ND< 0.20	ND< 0.20	ND< 0.20	ND< 0.20	ND< 0.20	ND< 0.283	ND< 0.200	ND< 0.20	ND< 0.20	ND< 0.28	ND< 0.283	ND< 0.283	ND< 0.283	ND< 0.283
1,4-Dichlorobenzene	3	ND< 0.20	ND< 0.20	ND< 0.20	ND< 0.20	ND< 0.20	ND< 0.20	ND< 0.20	ND< 0.20	ND< 0.311	ND< 0.200	ND< 0.20	ND< 0.20	ND< 0.31	ND< 0.311	ND< 0.311	ND< 0.311	ND< 0.311
2-Butanone	50*	ND< 0.20	ND< 0.20	ND< 0.20	ND< 0.20	ND< 0.20	ND< 0.20	ND< 0.20	ND< 0.20	ND< 0.421	ND< 0.200	ND< 0.20	ND< 0.20	ND< 0.42	ND< 0.421	ND< 0.421	ND< 0.421	ND< 0.421
2-Hexanone	50*	ND< 1.0	ND< 0.20	ND< 0.20	ND< 0.20	ND< 0.20	ND< 0.20	ND< 0.20	ND< 0.20	ND< 0.320	ND< 0.200	ND< 0.20	ND< 0.20	ND< 0.32	ND< 0.320	ND< 0.320	ND< 0.320	ND< 0.320
Methyl isobutyl ketone (4-Methyl-2-pentanone)	NS	ND< 0.20	ND< 0.20	ND< 0.20	ND< 0.20	ND< 0.20	ND< 0.20	ND< 0.20	ND< 0.20	ND< 0.365	ND< 0.200	ND< 0.20	ND< 0.20	ND< 0.37	ND< 0.37	ND< 0.365	ND< 0.365	ND< 0.365
Acetone	50*	ND< 0.20	ND< 1.0	ND< 1.0	ND< 1.0	ND< 1.0	1.9 J	1.4 J	ND< 1.0	ND< 1.34	ND< 1	ND< 1	ND< 1	ND< 1	ND< 1.340	3.450 B	3.39	ND< 1.34
Benzene	1	ND< 0.20	ND< 0.20	ND< 0.20	ND< 0.20	ND< 0.20	ND< 0.20	ND< 0.20	ND< 0.20	ND< 0.279	ND< 0.200	ND< 0.20	ND< 0.20	ND< 0.28	ND< 0.28	ND< 0.279	ND< 0.279	ND< 0.279
Bromochloromethane	5	ND< 0.20	ND< 0.20	ND< 0.20	ND< 0.20	ND< 0.20	ND< 0.20	ND< 0.20	ND< 0.20	ND< 0.354	ND< 0.200	ND< 0.20	ND< 0.20	ND< 0.35	ND< 0.35	ND< 0.354	ND< 0.354	ND< 0.354
Bromodichloromethane	50*	ND< 0.20	ND< 0.20	ND< 0.20	ND< 0.20	ND< 0.20	ND< 0.20	ND< 0.20	ND< 0.20	ND< 0.245	ND< 0.200	ND< 0.20	ND< 0.20	ND< 0.25	ND< 0.25	ND< 0.245	ND< 0.245	ND< 0.245
Bromoform	50*	ND< 0.20	ND< 0.20	ND< 0.20	ND< 0.20	ND< 0.20	ND< 0.20	ND< 0.20	ND< 0.20	ND< 0.163	ND< 0.200	ND< 0.20	ND< 0.20	ND< 0.16	ND< 0.16	ND< 0.163	ND< 0.163	ND< 0.163
Bromomethane	5	ND< 0.20	ND< 0.20	ND< 0.20	ND< 0.20	ND< 0.20	ND< 0.20	ND< 0.20	ND< 0.20	ND< 0.119	ND< 0.200	ND< 0.20	ND< 0.20	ND< 0.12	ND< 0.12	ND< 0.500	ND< 0.500	ND< 0.500
Carbon disulfide	60*	ND< 0.20	ND< 0.20	ND< 0.20	ND< 0.20	ND< 0.20	ND< 0.20	ND< 0.20	ND< 0.20	ND< 0.362	ND< 0.200	ND< 0.20	ND< 0.20	ND< 0.36	ND< 0.36	ND< 0.362	ND< 0.362	ND< 0.362
Carbon tetrachloride	5	ND< 0.20	ND< 0.20	ND< 0.20	ND< 0.20	ND< 0.20	ND< 0.20	ND< 0.20	ND< 0.20	ND< 0.204	ND< 0.200	ND< 0.20	ND< 0.20	ND< 0.20	ND< 0.20	ND< 0.204	ND< 0.204	ND< 0.204
Chlorobenzene	5	ND< 0.20	ND< 0.20	ND< 0.20	ND< 0.20	ND< 0.20	ND< 0.20	ND< 0.20	ND< 0.20	ND< 0.284	ND< 0.200	ND< 0.20	ND< 0.20	ND< 0.28	ND< 0.28	ND< 0.284	ND< 0.284	ND< 0.284
Chloroethane	5	ND< 0.20	ND< 0.20	ND< 0.20	ND< 0.20	ND< 0.20	ND< 0.20	ND< 0.20	ND< 0.20	ND< 0.448	ND< 0.200	ND< 0.20	ND< 0.20	ND< 0.45	ND< 0.45	ND< 0.448	ND< 0.448	ND< 0.448
Chloroform	7	ND< 0.20	ND< 0.20	ND< 0.20	ND< 0.20	ND< 0.20	ND< 0.20	ND< 0.20	0.38 J	0.410	0.3 J	ND< 0.20	ND< 0.20	ND< 0.24	ND< 0.24	ND< 0.243	ND< 0.243	0.990
Chloromethane	5	ND< 0.20	ND< 0.20	ND< 0.20	ND< 0.20	0.23 J	0.35 J	ND< 0.20	ND< 0.20	ND< 0.372	ND< 0.200	ND< 0.20	ND< 0.20	ND< 0.37	ND< 0.37	ND< 0.372	ND< 0.372	ND< 0.372
cis-1,2-Dichloroethylene	5	**290**	**98**	**280**	**280**	**630**	**290**	**290**	**62**	**69.8**	**85**	**150**	**77**	**64**	**148 D**	**75.8**	**85.4 D**	**18.7**
cis-1,3-Dichloropropylene	0.4*	ND< 0.20	ND< 0.20	ND< 0.20	ND< 0.20	ND< 0.20	ND< 0.20	ND< 0.20	ND< 0.20	ND< 0.262	ND< 0.200	ND< 0.20	ND< 0.20	ND< 0.26	ND< 0.26	ND< 0.262	ND< 0.262	ND< 0.262
Cyclohexane	NS	ND< 0.20	ND< 0.20	ND< 0.20	ND< 0.20	ND< 0.20	ND< 0.20	ND< 0.20	ND< 0.20	ND< 0.491	ND< 0.200	ND< 0.20	ND< 0.20	ND< 0.49	ND< 0.49	ND< 0.491	ND< 0.491	ND< 0.491
Dibromochloromethane	50*	ND< 0.20	ND< 0.20	ND< 0.20	ND< 0.20	ND< 0.20	ND< 0.20	ND< 0.20	ND< 0.20	ND< 0.146	ND< 0.200	ND< 0.20	ND< 0.20	ND< 0.15	ND< 0.15	ND< 0.146	ND< 0.146	ND< 0.146
Dichlorodifluoromethane	5	ND< 0.20	ND< 0.20	ND< 0.20	ND< 0.20	ND< 0.20	ND< 0.20	ND< 0.20	ND< 0.20	ND< 0.451	ND< 0.200	ND< 0.20	ND< 0.20	ND< 0.45	ND< 0.45	ND< 0.451	ND< 0.451	ND< 0.451
Ethyl Benzene	5	ND< 0.20	ND< 0.20	ND< 0.20	ND< 0.20	ND< 0.20	0.33 J	ND< 0.20	ND< 0.20	ND< 0.290	ND< 0.200	ND< 0.20	ND< 0.20	ND< 0.29	ND< 0.29	ND< 0.290	ND< 0.290	ND< 0.290
Isopropylbenzene	5	ND< 0.20	ND< 0.20	ND< 0.20	ND< 0.20	ND< 0.20	ND< 0.20	ND< 0.20	ND< 0.20	ND< 0.405	ND< 0.200	ND< 0.20	ND< 0.20	ND< 0.41	ND< 0.41	ND< 0.405	ND< 0.405	ND< 0.405
Methyl acetate	NS	ND< 0.20	ND< 0.20	ND< 0.20	ND< 0.20	ND< 0.20	ND< 0.20	ND< 0.20	ND< 0.20	ND< 0.442	ND< 0.200	ND< 0.20	ND< 0.20	ND< 0.44	ND< 0.44	ND< 0.442	ND< 0.442	ND< 0.442
Methyl tert-butyl ether (MTBE)	10*	ND< 1.20	ND< 0.20	0.30 J	ND< 0.20	ND< 0.20	0.34 J	ND< 0.20	ND< 0.20	ND< 0.244	ND< 0.200	ND< 0.20	ND< 0.20	0.35 J	ND< 0.244	0.290 J	ND< 0.244	ND< 0.244
Methylcyclohexane	NS	ND< 2.20	ND< 0.20	ND< 0.20	ND< 0.20	ND< 0.20	ND< 0.20	ND< 0.20	ND< 0.20	ND< 0.477	ND< 0.200	ND< 0.20	ND< 0.20	ND< 0.48	ND< 0.48	ND< 0.477	ND< 0.477	ND< 0.477
Methylene chloride	5	ND< 1.0	ND< 1.0	ND< 1.0	3.5	ND< 1.0	ND< 1.0	ND< 1.0	ND< 1.0	ND< 0.397	ND< 1	ND< 1.0	ND< 1.0	ND< 0.4	ND< 0.4	ND< 0.397	ND< 0.397	ND< 0.397
o-Xylene	5	ND< 0.20	ND< 0.20	ND< 0.20	ND< 0.20	ND< 0.20	ND< 0.20	ND< 0.20	ND< 0.20	ND< 0.261	ND< 0.200	ND< 0.20	ND< 0.20	ND< 0.26	ND< 0.26	ND< 0.261	ND< 0.261	ND< 0.261
p- & m- Xylenes	5	ND< 0.50	ND< 0.20	ND< 0.50	ND< 0.50	ND< 0.50	ND< 0.50	ND< 0.50	ND< 0.50	ND< 0.578	ND< 0.500	ND< 0.50	ND< 0.50	ND< 0.58	ND< 0.58	ND< 0.578	ND< 0.578	ND< 0.578
Styrene	5	ND< 0.20	ND< 0.20	ND< 0.20	ND< 0.20	ND< 0.20	ND< 0.20	ND< 0.20	ND< 0.20	ND< 0.255	ND< 0.200	ND< 0.20	ND< 0.20	ND< 0.26	ND< 0.26	ND< 0.255	ND< 0.255	ND< 0.255
Tetrachloroethylene	5	**7.2**	**7.1**	**11**	**8.9**	**7.6**	**5.8**	**6.6**	**6.6**	**5.53**	**8.6**	**11**	4.5	3.2	**5.1**	4.79	**6.72**	4.83
Toluene	5	ND< 0.20	ND< 0.20	ND< 0.20	ND< 0.20	ND< 0.20	ND< 0.20	ND< 0.20	ND< 0.200	ND< 0.346	ND< 0.200	ND< 0.20	ND< 0.20	ND< 0.35	ND< 0.35	ND< 0.346	ND< 0.346	ND< 0.346
trans-1,2-Dichloroethylene	5	2.0	1.1	1.3	0.94	3.5	1.5	1.5	0.66	0.28	0.84	1.3	0.93	0.67	0.58	0.69	0.75	0.530
trans-1,3-Dichloropropylene	0.4*	ND< 0.20	ND< 0.20	ND< 0.20	ND< 0.20	ND< 0.20	ND< 0.20	ND< 0.20	ND< 0.200	ND< 0.229	ND< 0.200	ND< 0.20	ND< 0.20	ND< 0.23	ND< 0.23	ND< 0.229	ND< 0.229	ND< 0.229
Trichloroethylene	5	**7.9**	**6.0**	**13**	**16**	**10**	4.6	**5.2**	**5.4**	**6.87**	4.6	**6.0**	**6.4**	3.85	4.04	3.57	**5.92**	3.95
Trichlorofluoromethane (Freon 11)	5	ND< 0.20	ND< 0.20	0.22 J	ND< 0.20	ND< 0.20	ND< 0.20	ND< 0.20	ND< 0.200	ND< 0.337	ND< 0.200	ND< 0.20	ND< 0.20	ND< 0.40	ND< 0.34	ND< 0.337	ND< 0.337	ND< 0.337
Vinyl Chloride	2	0.93	0.81	**2.0**	**2.6**	**6.3**	1.1	0.5	ND< 0.200	ND< 0.469	ND< 1.200	0.89	0.57	ND< 0.47	ND< 0.99	**2.3**	**3.35**	ND< 0.47
Total VOC concentration	NS	326.43	121.11	318.12	319.94	669.93	323.52	347.50	82.44	86.78	121.24	177.49	92.35	73.75	164.75	104.38	117.12	31.67
Total CVOC concentration	NS	326.43	121.11	317.82	319.94	669.93	320.95	346.10	82.44	86.78	121.24	177.49	92.35	73.40	164.75	100.64	113.73	31.67
Total Petro-VOC concentration	NS	0.00	0.00	0.30	0.00	0.00	0.67	0.00	0.00	0.00	0.00	0.00	0.00	0.35	0.00	0.29	0.00	0.00
Other VOC concentration	NS	0.00	0.00	0.00	0.00	0.00	1.90	1.40	0.00	0.00	0.00	0.00	0.00	0.00	0.00	3.45	3.39	0.00

LaBella
Powered by partnership

Table 3
Historical Groundwater Analytical Results Summary
136 Fuller Road, Albany, New York
NYSDEC BCP Site # C401055

Sample Location Sample ID: FRMW (Fuller Rd Monitoring Well)-Well ID# (approx. depth to well bottom) and (Screen Interval) Lab Sample ID Groundwater Elevation (ft. amsl)	NYSDEC TOGS Standards and Guidance Values	MW25 FRMW-MW25-X10 (5-10')															
		7/19/2010	5/31/2011	7/21/2011	9/29/2011	12/13/2011	2/22/2012	4/30/2012	6/27/2012	9/25/2012	12/19/2012	3/14/2013	6/12/2014	6/25/2015	5/26/2016	9/29/2016	10/31/2016
		10G0579-07	11F0120-04	11G0750-04	11J0038-04	--	--	--	--	--	--	--	--	--	--	16I1131-04	16K0022-05
		245.63	240.08	240.09	241.86	239.43							243.62	241.7	242.02	242.73	242.85
Analyte	ppb	ppb	ppb	ppb	ppb	--	--	--	--	--	--	--	--	--	--	ppb	ppb
1,1,1-Trichloroethane	5	**1,400**	**76**	**100**	**130**											**32**	**30**
1,1,2,2-Tetrachloroethane	5	ND< 120	ND< 5.0	ND< 50	ND< 250											ND< 0.20	ND< 0.20
1,1,2-Trichloro-1,2,2-trifluoroethane	5	ND< 120	ND< 5.0	ND< 50	68											ND< 0.20	ND< 0.20
1,1,2-Trichloroethane	1	*ND< 120*	*ND< 5.0*	*ND< 50*	*ND< 250*											ND< 0.20	ND< 0.20
1,1-Dichloroethane	5	**340**	**70**	**76**	**160**											**130**	**150**
1,1-Dichloroethylene	5	na	na	na	na											**36**	**55**
1,2,3-Trichlorobenzene	5	ND< 120	**7.0**	ND< 50	ND< 250											ND< 0.20	ND< 0.20
1,2,4-Trichlorobenzene	5	ND< 250	ND< 10	ND< 100	ND< 500											ND< 0.20	ND< 0.20
1,2-Dibromo-3-chloropropane	0.04	*ND< 120*	*ND< 10*	*ND< 100*	*ND< 500*											*ND< 0.20*	*ND< 0.20*
1,2-Dibromoethane	0.0006	na	na	na	na											*ND< 0.20*	*ND< 0.20*
1,2-Dichlorobenzene	3	*ND< 120*	*ND< 5.0*	*ND< 50*	*ND< 250*											ND< 0.20	ND< 0.20
1,2-Dichloroethane	0.6	*ND< 120*	*ND< 5.0*	*ND< 50*	*ND< 250*											0.31 J	ND< 0.20
1,2-Dichloropropane	1	*ND< 120*	*ND< 5.0*	*ND< 50*	*ND< 250*											ND< 0.20	ND< 0.20
1,3-Dichlorobenzene	3	na	na	na	na											ND< 0.20	ND< 0.20
1,4-Dichlorobenzene	3	NA	NA	NA	NA											ND< 0.20	ND< 0.20
2-Butanone	50*	ND< 120	ND< 10	ND< 100	ND< 500											ND< 0.20	ND< 0.20
2-Hexanone	50*	ND< 120	ND< 5.0	ND< 50	ND< 250											ND< 0.20	ND< 0.20
Methyl isobutyl ketone (4-Methyl-2-pentanone)	NS	ND< 250	ND< 10	ND< 100	ND< 500											ND< 0.20	ND< 0.20
Acetone	50*	ND< 160 J	ND< 10	ND< 100	5.6											8.7 CCV-E	7.3 CCV-E, Scal-F
Benzene	5	na	na	na	na											0.5	0.57
Bromochloromethane	1	*ND< 120*	*ND< 5.0*	*ND< 50*	*ND< 250*											ND< 0.20	ND< 0.20
Bromodichloromethane	50*	*ND< 120*	ND< 5.0	ND< 50	*ND< 250*											ND< 0.20	ND< 0.20
Bromoform	50*	*ND< 120*	ND< 5.0	ND< 50	*ND< 250*											ND< 0.20	ND< 0.20
Bromomethane	5	*ND< 120*	ND< 5.0	*ND< 50*	*ND< 250*											ND< 0.20	0.65 B
Carbon disulfide	60*	*ND< 120*	ND< 5.0	ND< 50	*ND< 250*											ND< 0.20	14
Carbon tetrachloride	5	*ND< 120*	ND< 5.0	*ND< 50*	*ND< 250*											ND< 0.20	ND< 0.20
Chlorobenzene	5	*ND< 120*	ND< 5.0	*ND< 50*	*ND< 250*											ND< 0.20	ND< 0.20
Chloroethane	5	*ND< 120*	3.6 J	*ND< 50*	*ND< 250*											0.36 J	0.94
Chloroform	7	*ND< 120*	ND< 5.0	*ND< 50*	*ND< 250*											ND< 0.20	ND< 0.20
Chloromethane	5	*ND< 120*	ND< 5.0	*ND< 50*	*ND< 250*											ND< 0.20	3.6
cis-1,2-Dichloroethylene	5	**3,500**	**170**	**280**	**1,600**											**1900**	**2900**
cis-1,3-Dichloropropylene	NS	na	na	na	na											ND< 0.20	ND< 0.20
Cyclohexane	0.4*	*ND< 120*	*ND< 5.0*	*ND< 50*	*ND< 250*											ND< 0.20	0.23 J
Dibromochloromethane	50*	ND< 120	ND< 5.0	ND< 50	ND< 250											ND< 0.20	ND< 0.20
Dichlorodifluoromethane	5	**62 J**	**290**	**130**	**2,100**											**150**	**160 CCV-E**
Ethyl Benzene	5	**380**	**38**	**24 J**	**100**											**12**	**14**
Isopropylbenzene	NS	na	na	na	na											0.50	0.49 J
Methyl acetate	5	*ND< 120*	4.2 J	*ND< 50*	*ND< 250*											ND< 0.20	ND< 0.20
Methyl tert-butyl ether (MTBE)	NS	na	na	na	na											ND< 0.20	ND< 0.20
Methylcyclohexane	10*	*ND< 120*	ND< 5.0	*ND< 50*	*ND< 250*											1.1	1.3
Methylene chloride	5	ND< 230	ND< 10	**16 J,B**	3.7											ND< 1	ND< 1
o-Xylene	5	**490**	**21**	**14 J**	**86**											**6.8**	**9.0**
p- & m- Xylenes	5	**2,000**	**89**	**51 J**	**320**											**30**	**31**
Styrene	5	*ND< 120*	*ND< 5.0*	*ND< 50*	*ND< 250*											ND< 0.20	ND< 0.20
Tetrachloroethylene	5	**2,800**	**140**	**350**	**790**											**140**	**160**
Toluene	5	**580**	**15**	**13 J**	ND< 250											**9.0**	**12**
trans-1,2-Dichloroethylene	5	ND< 120	ND< 5.0	ND< 50	ND< 250											**33**	**100**
trans-1,3-Dichloropropylene	0.4*	*ND< 120*	*ND< 5.0*	*ND< 50*	*ND< 250*											ND< 0.20	ND< 0.20
Trichloroethylene	5	**810**	**16**	**18 J**	**85**											**120**	**140**
Trichlorofluoromethane (freon 11)	5	**1,200**	**330**	**480**	**9800**											**180**	**160**
Vinyl Chloride	2	*ND< 120*	*ND< 5.0*	*ND< 50*	*ND< 250*											1.5	**13**
Total VOC concentration	NS	13,562	1,269.8	1,552.0	15,248.3											2,791.8	3,963.1
Total CVOC concentration	NS	10,112	1,102.6	1,450.0	14,736.7	na	na	na	na	na	na	na	na	na	na	2,723.2	3,872.5
Total Petro-VOC concentration	NS	3450.0	167.2	102.0	506.0											58.80	67.06
Other VOC concentration	NS	0	0	0	5.6											9.80	23.48

WELL DRY - NOT SAMPLED

LaBella
Powered by partnership.

Table 3
Historical Groundwater Analytical Results Summary
136 Fuller Road, Albany, New York
NYSDEC BCP Site # C401055

Sample Location Sample ID: FRMW (Fuller Rd Monitoring Well)- Well ID# (approx. depth to well bottom) and (Screen Interval) Lab Sample ID Groundwater Elevation (ft. amsl)	NYSDEC TOGS Standards and Guidance Values	MW25 FRMW-MW25-X10 (5-10')														
		12/1/2016	3/28/2017	6/28/2017	9/29/2017	12/11/2017	3/29/2018	6/14/2018	9/6/2018	12/6/2018	3/5/2019	6/11/2019	9/17/2019	12/17/2019	3/16/2020	6/10/2020
		16L0074-04	17C1158-02	17F1193-10	17J0005-03	17L0427-01	181190-03	18F0674-13	18I0297-04	18L0310-5	--	19F0430-08	19I0905-02	19L0806-02	20C0746-06	20F0477-07
		242.36	242.36	241.87	241.34	240.86	242.26	241.89	242.47	243.97	--	242.08	241.3	242.49	241.94	242.26
Analyte	ppb	ppb	ppb	ppb	ppb	ppb	ppb	ppb	ppb	ppb	--	ppb	ppb	ppb	ppb	ppb
1,1,1-Trichloroethane	5	**18**	**9.2**	ND< 20	0.69	3.4	**6.8**	ND< 10	**12**	0.59		**6.6**	ND< 0.20	ND< 2.5	48	**16**
1,1,2,2-Tetrachloroethane	5	ND< 0.20	ND< 0.20	ND< 20	ND< 0.20	ND< 0.20	ND< 0.20	ND< 10	ND< 0.40	ND< 0.20		ND< 0.20	ND< 0.20	ND< 2.5	ND< 0.20	ND< 0.20
1,1,2-Trichloro-1,2,2-trifluoroethane	5	ND< 0.20	ND< 0.20	ND< 20	ND< 0.20	ND< 0.20	ND< 0.20	ND< 10	ND< 0.40	ND< 0.20		ND< 0.20	ND< 0.20	ND< 2.5	ND< 0.20	ND< 0.20
1,1,2-Trichloroethane	1	ND< 0.20	ND< 0.20	ND< 20	ND< 0.20	ND< 0.20	ND< 0.20	ND< 10	ND< 0.40	ND< 0.20		ND< 0.20	ND< 0.20	*ND< 2.5*	ND< 0.20	ND< 0.20
1,1-Dichloroethane	5	**130**	**21**	**130**	4.9	**83**	**54**	**44**	**100**	**12**		**80**	**44**	ND< 2.5	140	**79**
1,1-Dichloroethylene	5	**35**	4.2	**63**	2.6	3.5	**12**	ND< 10	**18**	1.6		**7.9**	0.44 J	ND< 2.5	39 ICV-E	**15**
1,2,3-Trichlorobenzene	5	ND< 0.20	ND< 0.20	ND< 20	ND< 0.20	ND< 0.20	ND< 0.20	ND< 10	ND< 0.40	ND< 0.20		ND< 0.20	ND< 0.20	ND< 2.5	ND< 0.20	ND< 0.20
1,2,4-Trichlorobenzene	5	ND< 0.20	ND< 0.20	ND< 20	ND< 0.20	ND< 0.20	ND< 0.20	ND< 10	ND< 0.40	ND< 0.20		ND< 0.20	ND< 0.20	ND< 2.5	ND< 0.20	ND< 0.20
1,2-Dibromo-3-chloropropane	0.04	*ND< 0.20*	*ND< 0.20*	*ND< 20*	*ND< 0.20*	*ND< 0.20*	*ND< 0.20*	*ND< 10*	*ND< 0.40*	*ND< 0.20*		*ND< 0.20*	*ND< 0.20*	*ND< 2.5*	*ND< 0.20*	*ND< 0.20*
1,2-Dibromoethane	0.0006	*ND< 0.20*	*ND< 0.20*	*ND< 20*	*ND< 0.20*	*ND< 0.20*	*ND< 0.20*	*ND< 10*	*ND< 0.40*	*ND< 0.20*		*ND< 0.20*	*ND< 0.20*	*ND< 2.5*	*ND< 0.20*	*ND< 0.20*
1,2-Dichlorobenzene	3	ND< 0.20	ND< 0.20	ND< 20	ND< 0.20	ND< 0.20	ND< 0.20	ND< 10	ND< 0.40	ND< 0.20		ND< 0.20	ND< 0.20	ND< 2.5	ND< 0.20	ND< 0.20
1,2-Dichloroethane	0.6	0.26 J	ND< 0.2	ND< 20	ND< 0.20	ND< 0.20	ND< 0.20	ND< 10	ND< 0.40	ND< 0.20		ND< 0.20	ND< 0.20	ND< 2.5	2.3	**1.0**
1,2-Dichloropropane	1	ND< 0.20	ND< 0.20	ND< 20	ND< 0.20	ND< 0.20	ND< 0.20	ND< 10	ND< 0.40	ND< 0.20		ND< 0.20	ND< 0.20	*ND< 2.5*	ND< 0.20	ND< 0.20
1,3-Dichlorobenzene	3	ND< 0.20	ND< 0.20	ND< 20	ND< 0.20	ND< 0.20	ND< 0.20	ND< 10	ND< 0.40	ND< 0.20		ND< 0.20	ND< 0.20	ND< 2.5	ND< 0.20	ND< 0.20
1,4-Dichlorobenzene	3	ND< 0.20	ND< 0.20	ND< 20	ND< 0.20	ND< 0.20	ND< 0.20	ND< 10	ND< 0.40	ND< 0.20		ND< 0.20	ND< 0.20	ND< 2.5	ND< 0.20	ND< 0.20
2-Butanone	50*	ND< 0.20	ND< 0.20	ND< 20	ND< 0.20	ND< 0.20	ND< 0.20	ND< 10	ND< 0.40	ND< 0.20		ND< 0.20	ND< 0.20	ND< 2.5	ND< 0.20	ND< 0.20
2-Hexanone	50*	ND< 0.20	ND< 0.20	ND< 20	ND< 0.20	ND< 0.20	ND< 0.20	ND< 10	ND< 0.40	ND< 0.20		ND< 0.20	ND< 0.20	ND< 2.5	ND< 0.20	ND< 0.20
Methyl isobutyl ketone (4-Methyl-2-pentanone)	NS	1.60 ICV-E	ND< 0.20	ND< 20	ND< 0.20	ND< 0.20	1	ND< 10	1.6	ND< 0.20		0.40 J	0.44 J	ND< 2.5	ND< 0.20	ND< 0.20
Acetone	50*	6.4 CCV-E, Scal	3.1	ND< 100	4.9	ND< 1.0	2.1	ND< 50	ND< 2.0	ND< 1.00		ND< 1.0	2.3 CCV-E	ND< 5.0	ND< 1.0	ND< 1.0
Benzene	5	0.42 J	ND< 0.2	ND< 20	ND< 0.20	0.3 J	0.26 J	ND< 10	ND< 0.40	ND< 0.20		0.20 J	ND< 0.20	ND< 2.5	0.77	0.34 J
Bromochloromethane	1	ND< 0.20	ND< 0.20	ND< 20	ND< 0.20	ND< 0.20	ND< 0.20	ND< 10	ND< 0.40	ND< 0.20		ND< 0.20	ND< 0.20	*ND< 2.5*	ND< 0.20	ND< 0.20
Bromodichloromethane	50*	ND< 0.20	ND< 0.20	ND< 20	ND< 0.20	ND< 0.20	ND< 0.20	ND< 10	ND< 0.40	ND< 0.20		ND< 0.20	ND< 0.20	ND< 2.5	ND< 0.20	ND< 0.20
Bromoform	50*	ND< 0.20	ND< 0.20	ND< 20	ND< 0.20	ND< 0.20	ND< 0.20	ND< 10	ND< 0.40	ND< 0.20		ND< 0.20	ND< 0.20	ND< 2.5	ND< 0.20	ND< 0.20
Bromomethane	5	ND< 0.20	ND< 0.20	ND< 20	ND< 0.20	ND< 0.20	ND< 0.20	ND< 10	ND< 0.40	ND< 0.20		ND< 0.20	ND< 0.20	ND< 2.5	ND< 0.20	1.5 CCV-E, ICV-E
Carbon disulfide	60*	0.37 J	ND< 0.2	ND< 20	ND< 0.20	0.23 J	ND< 0.2	ND< 10	ND< 0.40	ND< 0.20	**Well Inaccessible - Not Sampled**	0.49 J	0.41 J	ND< 2.5	0.24 J	17
Carbon tetrachloride	5	ND< 0.20	ND< 0.20	ND< 20	ND< 0.20	ND< 0.20	ND< 0.20	ND< 10	ND< 0.40	ND< 0.20		ND< 0.20	ND< 0.20	ND< 2.5	ND< 0.20	ND< 0.20
Chlorobenzene	5	ND< 0.20	ND< 0.20	ND< 20	ND< 0.20	ND< 0.20	ND< 0.20	ND< 10	ND< 0.40	ND< 0.20		ND< 0.20	ND< 0.20	ND< 2.5	ND< 0.20	ND< 0.20
Chloroethane	5	0.85	ND< 0.20	ND< 20	1.4	2.5	1.7	ND< 10	2.5	ND< 0.20		0.88	1.3 CCV-E	ND< 2.5	0.84 ICV-E	ND< 0.20
Chloroform	7	ND< 0.20	ND< 0.20	ND< 20	ND< 0.20	ND< 0.20	ND< 0.20	ND< 10	4.3	ND< 0.20		ND< 0.20	ND< 0.20	ND< 2.5	ND< 0.20	ND< 0.20
Chloromethane	5	ND< 0.20	ND< 0.20	ND< 20	ND< 0.20	ND< 0.20	ND< 0.20	ND< 10	ND< 0.40	ND< 0.20		ND< 0.20	ND< 0.20	ND< 2.5	ND< 0.20	ND< 0.20
cis-1,2-Dichloroethylene	5	**2,300** VOA-HDSP	**170**	**1,800**	**110**	**130**	**560**	**330**	**1,000**	**39**		**140**	**10**	ND< 2.5	5,500	**4,500**
cis-1,3-Dichloropropylene	NS	ND< 0.20	ND< 0.20	ND< 20	ND< 0.20	ND< 0.20	ND< 0.20	ND< 10	ND< 0.40	ND< 0.20		ND< 0.20	ND< 0.20	ND< 2.5	ND< 0.20	ND< 0.20
Cyclohexane	0.4+	ND< 0.20	ND< 0.20	ND< 20	ND< 0.20	ND< 0.20	ND< 0.20	ND< 10	ND< 0.40	ND< 0.20		ND< 0.20	ND< 0.20	*ND< 2.5*	ND< 0.20	ND< 0.20
Dibromochloromethane	50*	ND< 0.20	ND< 0.20	ND< 20	ND< 0.20	ND< 0.20	ND< 0.20	ND< 10	ND< 0.40	ND< 0.20		ND< 0.20	ND< 0.20	ND< 2.5	ND< 0.20	ND< 0.20
Dichlorodifluoromethane	5	**110**	**63**	**160**	**7.8**	**59**	**88**	**78** CCV-E	**130**	**16**		**89**	**7.2** CCV-E	ND< 2.5	420	**270** ICV-E, QL
Ethyl Benzene	5	**10**	0.5	ND< 20	ND< 0.20	4.2	1.2	ND< 10	4.8	0.43 J		1.5	0.22 J	ND< 2.5	4.8	ND< 0.20
Isopropylbenzene	NS	0.45 J	ND< 0.2	ND< 20	ND< 0.20	ND< 0.20	ND< 0.20	ND< 10	ND< 0.40	ND< 0.20		ND< 0.20	ND< 0.20	ND< 2.5	0.26 J	ND< 0.20
Methyl acetate	5	ND< 0.20	ND< 0.20	ND< 20	ND< 0.20	ND< 0.20	ND< 0.20	ND< 10	ND< 0.40	ND< 0.20		ND< 0.20	ND< 0.20	ND< 2.5	ND< 0.20	ND< 0.20
Methyl tert-butyl ether (MTBE)	NS	ND< 0.20	ND< 0.20	ND< 20	ND< 0.20	ND< 0.20	ND< 0.20	ND< 10	ND< 0.40	ND< 0.20		ND< 0.20	ND< 0.20	ND< 2.5	ND< 0.20	ND< 0.20
Methylcyclohexane	10*	1.3	ND< 0.2	ND< 20	ND< 0.20	0.74	ND< 0.2	ND< 10	ND< 0.40	ND< 0.20		ND< 0.20	ND< 0.20	ND< 2.5	0.46 J	0.30 J
Methylene chloride	5	ND< 1	ND< 1	ND< 100	ND< 1.0	ND< 1.0	ND< 1.0	ND< 50	ND< 0.40	ND< 1.00		ND< 1.0	ND< 1.0	ND< 2.5	ND< 1.0	ND< 1.0
o-Xylene	5	**6.1**	0.35 J	ND< 20	0.31 J	3.7	1.5	ND< 10	2.6	ND< 0.20		0.89	ND< 0.20	ND< 2.5	2.5	1.0
p- & m- Xylenes	5	**29**	1.8	ND< 50	0.81 J	**8.9**	3.5	ND< 25	**15**	ND< 0.50		4.3	0.50 J	ND< 5.0	8.1	0.50 J
Styrene	5	ND< 0.20	ND< 0.20	ND< 20	ND< 0.20	ND< 0.20	ND< 0.20	ND< 10	ND< 0.40	ND< 0.20		ND< 0.20	ND< 0.20	ND< 2.5	ND< 0.20	ND< 0.20
Tetrachloroethylene	5	**110**	**15** SCAL-E	**240**	4.6	**6.1**	**14**	**16** QL-02	**35**	2.5		**19**	1.2	ND< 2.5	260	**100**
Toluene	5	**8.4**	0.81	ND< 20	ND< 0.20	**5.9**	1.5	ND< 10	4.7	0.32 J		1.8	0.6	ND< 2.5	5.1	0.42 J
trans-1,2-Dichloroethylene	5	**58**	0.55	ND< 20	0.37 J	5.0	**5.4**	ND< 10	3.1	ND< 0.20		1.0	0.27 J	ND< 2.5	69	**130**
trans-1,3-Dichloropropylene	0.4+	ND< 0.20	ND< 0.20	ND< 20	ND< 0.20	ND< 0.20	ND< 0.20	*ND< 10*	*ND< 0.40*	*ND< 0.20*		*ND< 0.20*	*ND< 0.20*	*ND< 2.5*	*ND< 0.20*	*ND< 0.20*
Trichloroethylene	5	**68**	**8.8**	**280**	4.0	**5.8**	**15**	**16** QL-02, J	**44**	**6.2**		**23**	1.8	ND< 2.5	150	**82**
Trichlorofluoromethane (freon 11)	5	**110**	**84**	**120**	2.0	**22**	**58**	**42**	**88**	**8.9**		**240**	4.9	ND< 2.5	2,200	**870**
Vinyl Chloride	2	**11**	0.84	ND< 20	**13**	**20**	**31**	**18** CCV-E, J	**24**	**2.5**		**5.6**	**2.8** CCV-E	*ND< 2.5*	3.3 ICV-E	**26** QL-02
Total VOC concentration	NS	3,015.2	383.2	2,793.0	157.4	364.3	856.96	544.00	1489.60	90.04		622.56	78.33	0.00	8754.67	5110.06
Total CVOC concentration	NS	2,951.1	376.6	2,793.0	151.4	340.3	845.90	544.00	1460.90	89.29	na	612.98	73.91	0.00	8732.44	5089
Total Petro-VOC concentration	NS	54.37	3.46	0.00	1.12	23.00	7.96	0.00	27.10	0.75		8.69	1.27	0.00	21.53	2.26
Other VOC concentration	NS	9.67	3.10	0.00	4.90	0.97	3.10	0.00	1.60	0.00		0.89	3.15	0.00	0.70	18.80

LaBella
Powered by partnership.

Table 3
Historical Groundwater Analytical Results Summary
136 Fuller Road, Albany, New York
NYSDEC BCP Site # C401055

Sample Location Sample ID: FRMW (Fuller Rd Monitoring Well)- Well ID# (approx. depth to well bottom) and (Screen Interval)	NYSDEC TOGS Standards and Guidance Values	MW25 FRMW-MW25-X10 (5-10')														
		8/27/2020	12/14/2020	3/12/2021	6/16/2021	9/29/2021	12/15/2021	4/1/2022	6/6/2022	9/22/2022	12/14/2022	3/30/2023	6/21/2023	9/12/2023	12/20/2023	3/19/2024
Lab Sample ID		20H1134-02	20L0785-02	21C0753-03	21F0819-14	21J0004-02	21L1055-02	22D0076-02	22F0429-08	22I1220-02	22L0969-02	23D0011-02	23F1500-07	23I0834-02	23L1487-01	24C318-02
Groundwater Elevation (ft. amsl)		243.26	242.17	243.25	243.40	243.62	242.13	243.47	241.44	241.12	241.8	241.92	240.59	240.81	241.65	242.14
Analyte	ppb	ppb	ppb	ppb	ppb	ppb	ppb	ppb	ppb	ppb	ppb	ppb	ppb	ppb	ppb	ppb
1,1,1-Trichloroethane	5	ND< 5.0	ND< 0.20	36	17	0.94	**6.5**	ND< 0.20	0.56	ND< 0.20	ND< 0.20	ND< 0.20	1.3	ND< 0.20	ND< 0.266	0.33 J
1,1,2,2-Tetrachloroethane	5	ND< 5.0	ND< 0.20	ND< 0.20	ND< 0.20	ND< 0.20	ND< 0.20	ND< 0.20	ND< 0.20	ND< 0.20	ND< 0.20	ND< 0.20	ND< 0.20	ND< 0.20	ND< 0.256	ND< 0.200
1,1,2-Trichloro-1,2,2-trifluoroethane	5	ND< 5.0	ND< 0.20	ND< 0.20	ND< 0.20	ND< 0.20	ND< 0.20	ND< 0.20	ND< 0.20	ND< 0.20	ND< 0.20	ND< 0.20	ND< 0.20	ND< 0.20	ND< 0.286	ND< 0.200
1,1,2-Trichloroethane	1	ND< 5.0	ND< 0.20	ND< 0.20	0.38 J	ND< 0.20	ND< 0.20	ND< 0.20	ND< 0.20	ND< 0.20	ND< 0.20	ND< 0.20	ND< 0.20	ND< 0.20	ND< 0.249	ND< 0.200
1,1-Dichloroethane	5	**36**	2.6	61	**92**	**35**	**170**	**10**	**57**	**53**	**12**	2	**93**	0.33 J	ND< 0.272	**94**
1,1-Dichloroethylene	5	**5.5 J**	ND< 0.20	28	**17**	4.0	**29**	1.3	**5.4**	ND< 0.20	ND< 0.20	ND< 0.20	**8.7**	ND< 0.20	ND< 0.327	**12**
1,2,3-Trichlorobenzene	5	ND< 5.0	na	ND< 0.20	ND< 0.20	ND< 0.20	ND< 0.20	ND< 0.20	ND< 0.20	ND< 0.20	ND< 0.20	ND< 0.20	ND< 0.20	ND< 0.20	ND< 0.222	ND< 0.200
1,2,4-Trichlorobenzene	5	ND< 5.0	ND< 0.20	ND< 0.20	ND< 0.20	ND< 0.20	ND< 0.20	ND< 0.20	ND< 0.20	ND< 0.20	ND< 0.20	ND< 0.20	ND< 0.20	ND< 0.20	ND< 0.138	ND< 0.200
1,2-Dibromo-3-chloropropane	0.04	*ND< 5.0*	*ND< 0.20*	*ND< 0.20*	*ND< 0.20*	*ND< 0.20*	*ND< 0.20*	*ND< 0.20*	*ND< 0.20*	*ND< 0.20*	*ND< 0.20*	*ND< 0.20*	*ND< 0.20*	*ND< 0.20*	*ND< 0.432*	*ND< 0.200*
1,2-Dibromoethane	0.0006	*ND< 5.0*	*ND< 0.20*	*ND< 0.20*	*ND< 0.20*	*ND< 0.20*	*ND< 0.20*	*ND< 0.20*	*ND< 0.20*	*ND< 0.20*	*ND< 0.20*	*ND< 0.20*	*ND< 0.20*	*ND< 0.20*	*ND< 0.215*	*ND< 0.200*
1,2-Dichlorobenzene	3	ND< 5.0	na	ND< 0.20	ND< 0.20	ND< 0.20	ND< 0.20	ND< 0.20	ND< 0.20	ND< 0.20	ND< 0.20	ND< 0.20	ND< 0.20	ND< 0.20	ND< 0.270	ND< 0.200
1,2-Dichloroethane	0.6	ND< 5.0	ND< 0.20	0.37 J	0.50	ND< 0.20	ND< 0.20	ND< 0.20	0.42 J	ND< 0.20	ND< 0.20	ND< 0.20	0.3 J	ND< 0.20	ND< 0.377	ND< 0.250
1,2-Dichloropropane	1	ND< 5.0	ND< 0.20	ND< 0.20	ND< 0.20	ND< 0.20	ND< 0.20	ND< 0.20	ND< 0.20	ND< 0.20	ND< 0.20	ND< 0.20	ND< 0.20	ND< 0.20	ND< 0.327	ND< 0.200
1,3-Dichlorobenzene	3	ND< 5.0	na	ND< 0.20	ND< 0.20	ND< 0.20	ND< 0.20	ND< 0.20	ND< 0.20	ND< 0.20	ND< 0.20	ND< 0.20	ND< 0.20	ND< 0.20	ND< 0.283	ND< 0.200
1,4-Dichlorobenzene	3	ND< 5.0	na	ND< 0.20	ND< 0.20	ND< 0.20	ND< 0.20	ND< 0.20	ND< 0.20	ND< 0.20	ND< 0.20	ND< 0.20	ND< 0.20	ND< 0.20	ND< 0.311	ND< 0.200
2-Butanone	50*	ND< 5.0	ND< 0.20	ND< 0.20	ND< 0.20	ND< 0.20	ND< 0.20	ND< 0.20	ND< 0.20	ND< 0.20	ND< 0.20	ND< 0.20	ND< 0.20	ND< 0.20	ND< 0.421	ND< 0.200
2-Hexanone	50*	ND< 10	ND< 0.20	ND< 0.20	ND< 0.20	ND< 0.20	ND< 0.20	ND< 0.20	ND< 0.20	ND< 0.20	ND< 0.20	ND< 0.20	ND< 0.20	ND< 0.20	ND< 0.320	ND< 0.200
Methyl isobutyl ketone (4-Methyl-2-pentanone)	NS	ND< 5.0	ND< 0.20	ND< 0.20	ND< 0.20	ND< 0.20	ND< 0.20	ND< 0.20	ND< 0.20	ND< 0.20	ND< 0.20	ND< 0.20	ND< 0.20	ND< 0.20	ND< 0.365	ND< 0.200
Acetone	50*	ND< 5.0	1.3 J	2.1	1.2 CCV-E,J	1.8 J	ND< 1	ND< 1	2.3	ND< 1	ND< 1	2.1	4.5	1.3 J	ND< 1.34	ND< 1
Benzene	5	ND< 5.0	ND< 0.2	0.28 J	0.38 J	ND< 0.20	0.4 J	ND< 0.20	ND< 0.20	ND< 0.20	ND< 0.20	ND< 0.20	ND< 0.20	ND< 0.20	ND< 0.279	ND< 0.200
Bromochloromethane	1	ND< 5.0	na	ND< 0.20	ND< 0.20	ND< 0.20	ND< 0.20	ND< 0.20	ND< 0.20	ND< 0.20	ND< 0.20	ND< 0.20	ND< 0.20	ND< 0.20	ND< 0.354	ND< 0.200
Bromodichloromethane	50*	ND< 5.0	ND< 0.20	ND< 0.20	ND< 0.20	ND< 0.20	ND< 0.20	ND< 0.20	ND< 0.20	ND< 0.20	ND< 0.20	ND< 0.20	ND< 0.20	ND< 0.20	ND< 0.245	ND< 0.200
Bromoform	50*	ND< 5.0	ND< 0.20	ND< 0.20	ND< 0.20	ND< 0.20	ND< 0.20	ND< 0.20	ND< 0.20	ND< 0.20	ND< 0.20	ND< 0.20	ND< 0.20	ND< 0.20	ND< 0.163	ND< 0.200
Bromomethane	5	ND< 5.0	ND< 0.20	ND< 0.20	ND< 0.20	ND< 0.20	ND< 0.20	ND< 0.20	ND< 0.20	ND< 0.20	ND< 0.20	ND< 0.20	ND< 0.20	ND< 0.20	ND< 0.119	ND< 0.200
Carbon disulfide	60*	ND< 5.0	ND< 0.20	ND< 0.20	ND< 0.20	ND< 0.20	ND< 0.20	ND< 0.20	0.46 JB	ND< 0.20	ND< 0.20	ND< 0.20	ND< 0.20	ND< 0.20	ND< 0.362	ND< 0.200
Carbon tetrachloride	5	ND< 5.0	ND< 0.20	ND< 0.20	ND< 0.20	ND< 0.20	ND< 0.20	ND< 0.20	ND< 0.20	ND< 0.20	ND< 0.20	ND< 0.20	ND< 0.20	ND< 0.20	ND< 0.204	ND< 0.200
Chlorobenzene	5	ND< 5.0	ND< 0.20	ND< 0.20	ND< 0.20	ND< 0.20	ND< 0.20	ND< 0.20	ND< 0.20	ND< 0.20	ND< 0.20	ND< 0.20	ND< 0.20	ND< 0.20	ND< 0.284	ND< 0.200
Chloroethane	5	ND< 5.0	ND< 0.20	ND< 0.20	ND< 0.20	2.1	**6.5**	1.6	2.7	**5.0**	**3.0**	ND< 0.20	**4.3**	ND< 0.20	ND< 0.448	**6.4**
Chloroform	7	ND< 5.0	ND< 0.20	ND< 0.20	ND< 0.20	ND< 0.20	ND< 0.20	ND< 0.20	ND< 0.20	ND< 0.20	ND< 0.20	ND< 0.20	ND< 0.20	ND< 0.20	ND< 0.24	ND< 0.200
Chloromethane	5	ND< 5.0	ND< 0.20	ND< 0.20	ND< 0.20	ND< 0.20	ND< 0.20	ND< 0.20	ND< 0.20	ND< 0.20	ND< 0.20	ND< 0.20	ND< 0.20	ND< 0.20	ND< 0.372	ND< 0.200
cis-1,2-Dichloroethylene	5	**11,000 E**	**32**	200	790	**270**	**340**	**10**	**62**	3.7	3.7	0.58	**29**	0.93	0.32	**54**
cis-1,3-Dichloropropylene	NS	ND< 5.0	ND< 0.20	ND< 0.20	ND< 0.20	ND< 0.20	ND< 0.20	ND< 0.20	ND< 0.20	ND< 0.20	ND< 0.20	ND< 0.20	ND< 0.20	ND< 0.20	ND< 0.262	ND< 0.200
Cyclohexane	0.4+	ND< 5.0	na	ND< 0.20	ND< 0.20	ND< 0.20	ND< 0.20	ND< 0.20	ND< 0.20	ND< 0.20	ND< 0.20	ND< 0.20	ND< 0.20	ND< 0.20	ND< 0.491	ND< 0.200
Dibromochloromethane	50*	ND< 5.0	ND< 5.0	ND< 0.20	ND< 0.20	ND< 0.20	ND< 0.20	ND< 0.20	ND< 0.20	ND< 0.20	ND< 0.20	ND< 0.20	ND< 0.20	ND< 0.20	ND< 0.146	ND< 0.200
Dichlorodifluoromethane	5	**41**	3.1	48 CCV-E,J	270	**19**	**120**	2	2.8	3.2	1.5	ND< 0.20	**13**	ND< 0.20	ND< 0.451	**28**
Ethyl Benzene	5	ND< 5.0	ND< 0.20	2.3	4.0	ND< 0.20	1.4	ND< 0.20	ND< 0.20	ND< 0.20	ND< 0.20	ND< 0.20	ND< 0.20	ND< 0.20	ND< 0.290	ND< 0.200
Isopropylbenzene	NS	ND< 5.0	ND< 0.20	ND< 0.20	0.26 J	ND< 0.20	ND< 0.20	ND< 0.20	ND< 0.20	ND< 0.20	ND< 0.20	ND< 0.20	ND< 0.20	ND< 0.20	ND< 0.405	ND< 0.200
Methyl acetate	5	ND< 5.0	na	ND< 0.20	ND< 0.20	ND< 0.20	ND< 0.20	ND< 0.20	ND< 0.20	ND< 0.20	ND< 0.20	ND< 0.20	ND< 0.20	ND< 0.20	ND< 0.442	ND< 0.200
Methyl tert-butyl ether (MTBE)	NS	ND< 5.0	ND< 0.20	ND< 0.20	ND< 0.20	ND< 0.20	ND< 0.20	ND< 0.20	ND< 0.20	ND< 0.20	ND< 0.20	ND< 0.20	ND< 0.20	ND< 0.20	ND< 0.244	ND< 0.200
Methylcyclohexane	10*	ND< 10	na	0.2 J	0.60	ND< 0.20	ND< 0.20	ND< 0.20	ND< 0.20	ND< 0.20	ND< 0.20	ND< 0.20	ND< 0.20	ND< 0.20	ND< 0.477	ND< 0.200
Methylene chloride	5	ND< 5.0	ND< 1	ND< 1	ND< 1.0	ND< 1.0	ND< 1.0	ND< 1.0	ND< 1.0	1.9 J	ND< 1.0	ND< 1.0	ND< 1.0	ND< 1.0	ND< 0.397	ND< 1
o-Xylene	5	ND< 5.0	ND< 0.20	1.1	1.7	ND< 0.20	0.75	ND< 0.20	ND< 0.20	ND< 0.20	ND< 0.20	ND< 0.20	ND< 0.20	ND< 0.20	ND< 0.261	ND< 0.200
p- & m- Xylenes	5	ND< 5.0	ND< 0.20	2.2	3.2	ND< 0.50	0.51 J	ND< 0.20	ND< 0.50	ND< 0.50	ND< 0.50	ND< 0.50	ND< 0.50	ND< 0.50	ND< 0.578	ND< 0.500
Styrene	5	ND< 5.0	ND< 0.20	ND< 0.20	ND< 0.20	ND< 0.20	ND< 0.20	ND< 0.20	ND< 0.20	ND< 0.20	ND< 0.20	ND< 0.20	ND< 0.20	ND< 0.20	ND< 0.255	ND< 0.200
Tetrachloroethylene	5	**27**	3	160	110	4.2	**25**	0.71	2.7	3.7	ND< 0.20	ND< 0.20	1.3	0.30 J	ND< 0.239	ND< 3.200
Toluene	5	ND< 5.0	ND< 0.20	1.9	2.8	ND< 0.20	0.74	ND< 0.20	ND< 0.20	ND< 0.20	ND< 0.20	ND< 0.20	ND< 0.20	ND< 0.20	ND< 0.346	ND< 0.200
trans-1,2-Dichloroethylene	5	ND< 5.0	0.44 J	7.4	6.4	0.32 J	1.1	ND< 0.20	ND< 0.20	0.24 J	ND< 1.20	ND< 1.20	ND< 1.20	ND< 0.20	ND< 0.279	ND< 0.200
trans-1,3-Dichloropropylene	0.4+	*ND< 5.0*	ND< 0.20	ND< 0.20	ND< 0.20	ND< 0.20	ND< 0.20	ND< 0.20	ND< 0.20	ND< 0.20	ND< 0.20	ND< 0.20	ND< 0.20	ND< 0.20	ND< 0.229	ND< 0.200
Trichloroethylene	5	**29**	1.8	40	67 CarE	**6.8**	**58**	1.4	**6.0**	3.1	1.5	1.5	3.9	0.26 J	ND< 0.249	**15**
Trichlorofluoromethane (freon 11)	5	**140**	2.7	700 CCV-E,J	270	**18**	**62**	ND< 0.20	**7.0**	ND< 0.20	0.55	0.55	ND< 0.20	ND< 0.20	ND< 0.337	3.8
Vinyl Chloride	2	**60**	**3.6**	18 CCV-E,J	48	**3.8**	**3.0**	0.48 J	0.97	**2.7**	1.3	1.3	1.2	ND< 0.20	ND< 0.469	**4.2**
Total VOC concentration	NS	11339	50.54	2506.85	1748.42	365.96	824.90	27.49	150.31	76.54	23.55	7.83	160.50	3.12	0.32	217.73
Total CVOC concentration	NS	11338.5	49.24	2293.57	1728.28	364.16	821.10	27.49	147.55	76.54	23.55	5.73	156.00	1.82	0.32	217.73
Total Petro-VOC concentration	NS	0.00	0.00	10.98	18.34	0.00	3.80	0.00	0.00	0.00	0.00	0.00	0.00	0.00	0.00	0.00
Other VOC concentration	NS	0.00	1.30	2.30	1.80	1.80	0.00	0.00	2.76	0.00	0.00	2.10	4.50	1.30	0.00	0.00

LaBella
Powered by partnership.

Table 3
Historical Groundwater Analytical Results Summary
136 Fuller Road, Albany, New York
NYSDEC BCP Site # C401055

Sample Location Sample ID: FRMW (Fuller Rd Monitoring Well)-Well ID# (approx. depth to well bottom) and (Screen Interval) Lab Sample ID Groundwater Elevation (ft. amsl)	NYSDEC TOGS Standards and Guidance Values	MW25 FRMW-MW25-X10 (5-10')						
		6/10/2024	9/5/2024	1/7/2025	3/4/2025	7/1/2025	9/25/2025	12/16/2025
		24F0876-07	24I0384-07	25A0490-02	25C0242-02	25G0131-09	25I1856-06	25L1126-05
		240.85	240.74	241.37	241.33	241.10	240.70	240.66
Analyte	ppb	ppb	ppb	ppb	ppb	ppb	ppb	ppb
1,1,1-Trichloroethane	5	ND< 0.20	ND< 0.20	ND< 0.27	ND< 0.27	ND< 0.266	ND< 0.266	ND< 0.266
1,1,2,2-Tetrachloroethane	5	ND< 0.20	ND< 0.20	ND< 0.22	ND< 0.22	ND< 0.256	ND< 0.256	ND< 0.256
1,1,2-Trichloro-1,2,2-trifluoroethane	5	ND< 0.20	ND< 0.20	ND< 0.29	ND< 0.29	ND< 0.286	ND< 0.286	ND< 0.286
1,1,2-Trichloroethane	1	ND< 0.20	ND< 0.20	ND< 0.25	ND< 0.25	ND< 0.249	ND< 0.249	ND< 0.249
1,1-Dichloroethane	5	**72**	**39**	ND< 0.27	2.24	**62.9**	**45.3**	**72.1**
1,1-Dichloroethylene	5	**11**	**3**	ND< 0.33	ND< 0.33	3.26	ND< 0.327	**6.79**
1,2,3-Trichlorobenzene	5	ND< 0.20	ND< 0.20	ND< 0.22	ND< 0.22	ND< 0.222	ND< 0.222	ND< 0.222
1,2,4-Trichlorobenzene	5	ND< 0.20	ND< 0.20	ND< 0.14	ND< 0.14	ND< 0.138	ND< 0.138	ND< 0.138
1,2-Dibromo-3-chloropropane	0.04	*ND< 0.20*	*ND< 0.20*	*ND< 0.43*	*ND< 0.43*	ND< *0.432*	ND< *0.432*	ND< *0.432*
1,2-Dibromoethane	0.0006	*ND< 0.20*	*ND< 0.20*	*ND< 0.22*	*ND< 0.22*	ND< *0.215*	ND< *0.215*	ND< *0.215*
1,2-Dichlorobenzene	3	ND< 0.20	ND< 0.20	ND< 0.27	ND< 0.27	ND< 0.270	ND< 0.270	ND< 0.270
1,2-Dichloroethane	0.6	0.28 J	ND< 0.20	ND< 0.38	ND< 0.38	ND< 0.377	ND< 0.377	ND< 0.377
1,2-Dichloropropane	1	ND< 0.20	ND< 0.20	ND< 0.33	ND< 0.33	ND< 0.327	ND< 0.327	ND< 0.327
1,3-Dichlorobenzene	3	ND< 0.20	ND< 0.20	ND< 0.28	ND< 0.28	ND< 0.283	ND< 0.283	ND< 0.283
1,4-Dichlorobenzene	3	ND< 0.20	ND< 0.20	ND< 0.31	ND< 0.31	ND< 0.311	ND< 0.311	ND< 0.311
2-Butanone	50*	ND< 0.20	ND< 0.20	ND< 0.42	ND< 0.42	1.58	ND< 0.421	ND< 0.421
2-Hexanone	50*	ND< 0.20	ND< 0.20	ND< 0.32	ND< 0.32	ND< 0.320	ND< 0.320	ND< 0.320
Methyl isobutyl ketone (4-Methyl-2-pentanone)	NS	ND< 0.20	ND< 0.20	ND< 0.37	ND< 0.37	ND< 0.365	ND< 0.365	ND< 0.365
Acetone	50*	3.6	5.1	ND< 1.34	ND< 1.34	4.47	9.20	3.58
Benzene	5	ND< 0.20	ND< 0.20	ND< 0.28	ND< 0.28	ND< 0.279	ND< 0.279	ND< 0.279
Bromochloromethane	1	ND< 0.20	ND< 0.20	ND< 0.35	ND< 0.35	ND< 0.354	ND< 0.354	ND< 0.354
Bromodichloromethane	50*	ND< 0.20	ND< 0.20	ND< 0.25	ND< 0.25	ND< 0.245	ND< 0.245	ND< 0.245
Bromoform	50*	ND< 0.20	ND< 0.20	ND< 0.16	ND< 0.16	ND< 0.163	ND< 0.163	ND< 0.163
Bromomethane	5	ND< 0.20	ND< 0.20	ND< 0.12	ND< 0.12	ND< 0.500	ND< 0.500	ND< 0.500
Carbon disulfide	60*	ND< 0.20	ND< 0.20	ND< 0.36	ND< 0.36	ND< 0.362	ND< 0.362	ND< 0.362
Carbon tetrachloride	5	ND< 0.20	ND< 0.20	ND< 0.20	ND< 0.20	ND< 0.204	ND< 0.204	ND< 0.204
Chlorobenzene	5	ND< 0.20	ND< 0.20	ND< 0.28	ND< 0.28	ND< 0.284	ND< 0.284	ND< 0.284
Chloroethane	5	**13**	2.9	ND< 0.45	ND< 0.45	**6.36**	**14.70**	**7.91**
Chloroform	7	ND< 0.20	ND< 0.20	ND< 0.24	ND< 0.24	ND< 0.243	ND< 0.243	ND< 0.243
Chloromethane	5	ND< 0.20	ND< 0.20	ND< 0.37	ND< 0.37	ND< 0.372	ND< 0.372	ND< 0.372
cis-1,2-Dichloroethylene	5	**15**	**21**	ND< 0.29	1.94	**10.6**	1.04	**16.1**
cis-1,3-Dichloropropylene	NS	ND< 0.20	ND< 0.20	ND< 0.26	ND< 0.26	ND< 0.262	ND< 0.262	ND< 0.262
Cyclohexane	0.4*	ND< 0.20	ND< 0.20	ND< 0.49	ND< 0.49	ND< 0.491	ND< 0.491	ND< 0.491
Dibromochloromethane	50*	ND< 0.20	ND< 0.20	ND< 0.15	ND< 0.15	ND< 0.146	ND< 0.146	ND< 0.146
Dichlorodifluoromethane	5	2.9	3.8	ND< 0.45	ND< 0.45	**7.67**	ND< 0.451	**5.36**
Ethyl Benzene	5	ND< 0.20	ND< 0.20	ND< 0.29	ND< 0.29	ND< 0.290	ND< 0.290	ND< 0.290
Isopropylbenzene	NS	ND< 0.20	ND< 0.20	ND< 0.41	ND< 0.41	ND< 0.405	ND< 0.405	ND< 0.405
Methyl acetate	5	ND< 0.20	ND< 0.20	ND< 0.44	ND< 0.44	ND< 0.442	ND< 0.442	ND< 0.442
Methyl tert-butyl ether (MTBE)	NS	ND< 0.20	ND< 0.20	ND< 0.24	ND< 0.24	ND< 0.244	ND< 0.244	ND< 0.244
Methylcyclohexane	10*	ND< 0.20	ND< 0.20	ND< 0.48	ND< 0.48	ND< 0.477	ND< 0.477	ND< 0.477
Methylene chloride	5	ND< 1.0	ND< 1.0	ND< 0.4	ND< 0.4	ND< 0.397	ND< 0.397	ND< 0.397
o-Xylene	5	ND< 0.20	ND< 0.20	ND< 0.26	ND< 0.26	ND< 0.261	ND< 0.261	ND< 0.261
p- & m- Xylenes	5	ND< 0.50	ND< 0.50	ND< 0.58	ND< 0.58	ND< 0.578	ND< 0.578	ND< 0.578
Styrene	5	ND< 0.20	ND< 0.20	ND< 0.26	ND< 0.26	ND< 0.255	ND< 0.255	ND< 0.255
Tetrachloroethylene	5	0.56	1.56	ND< 0.24	0.310 J	ND< 0.239	ND< 0.239	**6.77**
Toluene	5	ND< 0.20	ND< 0.20	ND< 0.35	ND< 0.35	ND< 0.346	1.44	ND< 0.346
trans-1,2-Dichloroethylene	5	ND< 0.20	ND< 0.20	ND< 0.28	ND< 0.28	ND< 0.279	ND< 0.279	ND< 0.279
trans-1,3-Dichloropropylene	0.4*	ND< 0.20	ND< 0.20	ND< 0.23	ND< 0.23	ND< 0.229	ND< 0.229	ND< 0.229
Trichloroethylene	5	3.6	4.5	ND< 0.25	1.2	1.93	1.55	2.27
Trichlorofluoromethane (freon 11)	5	ND< 0.20	ND< 0.20	ND< 0.34	ND< 0.34	4.46	ND< 0.337	**5.40**
Vinyl Chloride	2	**3.0**	**7.5**	ND< 0.47	0.57	**7.06**	**2.45**	**13.3**
Total VOC concentration	NS	124.94	88.36	0.00	6.26	110.29	75.68	139.58
Total CVOC concentration	NS	121.34	83.26	0.00	12.52	104.24	65.04	136.00
Total Petro-VOC concentration	NS	0.00	0.00	0.00	25.04	0.0	1.4	0.0
Other VOC concentration	NS	3.60	5.10	0.00	50.08	6.05	9.20	3.58

LaBella
Powered by Partnership

Table 3
Historical Groundwater Analytical Results Summary
136 Fuller Road, Albany, New York
NYSDEC BCP Site # C401055

Sample Location	NYSDEC TOGS Standards and Guidance Values	MW27															
Sample ID: FRMW (Fuller Rd Monitoring Well)-Well ID# (approx. depth to well bottom) and (Screen Interval)		FRMW-MW27-X10 (5-10')															
Sample Date		07/16/10	05/31/11	07/21/11	09/29/11	12/13/11	02/22/12	04/30/12	06/27/12	09/25/12	12/19/12	03/14/13	06/12/13	09/17/13	11/19/13	06/12/14	09/16/14
Lab Sample ID		10G0511-14	11F0120-05	11G0750-05	11J0038-05	--	--	--	--	--	--	--	--	--	--	14F0651-10	--
Groundwater Elevation (ft. amsl)		245.56	240.02	240.02	242.01	239.25	<239	<239	<239	<239	<239	<239	<239	<239	na	240.91	<239
Analyte	ppb	ppb	ppb	ppb	ppb	--	--	--	--	--	--	--	--	--	--	ppb	--
1,1,1-Trichloroethane	5	**8,500 J**	**250**	**1700 J**	2.7											**500**	
1,1,2,2-Tetrachloroethane	5	ND< 2,500	ND< 50	ND< 50	ND< 5.0											*ND< 50*	
1,1,2-Trichloro-1,2,2-trifluoroethane	5	ND< 2,500	ND< 50	ND< 50	ND< 5.0											*ND< 50*	
1,1,2-Trichloroethane	1	*ND< 2,500*	*ND< 50*	*ND< 50*	*ND< 5.0*											*ND< 50*	
1,1-Dichloroethane	5	**720 J**	**10 J**	**320**	ND< 5.0											**140**	
1,1-Dichloroethylene	5	ND< 2,500	ND< 50	**67**	ND< 5.0											*ND< 50*	
1,2,3-Trichlorobenzene	5	na	na	na	na											*ND< 50*	
1,2,4-Trichlorobenzene	5	ND< 2,500	ND< 100	ND< 100	ND< 10											*ND< 50*	
1,2-Dibromo-3-chloropropane	0.04	*ND< 2,500*	*ND< 100*	*ND< 100*	*ND< 10*											*ND< 50*	
1,2-Dibromoethane	0.0006	*ND< 2,500*	*ND< 50*	*ND< 50*	*ND< 5.0*											*ND< 50*	
1,2-Dichlorobenzene	3	na	na	na	na											*ND< 50*	
1,2-Dichloroethane	0.6	*ND< 2,500*	*ND< 50*	*ND< 50*	*ND< 5.0*											*ND< 50*	
1,2-Dichloropropane	1	*ND< 2,500*	*ND< 50*	*ND< 50*	*ND< 5.0*											*ND< 50*	
1,3-Dichlorobenzene	3	na	na	na	na											*ND< 50*	
1,4-Dichlorobenzene	3	na	na	na	na											*ND< 50*	
2-Butanone	50*	ND< 2,500	ND< 100	ND< 100	ND< 10											ND< 50	
2-Hexanone	50*	ND< 2,500	ND< 50	ND< 50	ND< 5.0											ND< 50	
Methyl isobutyl ketone (4-Methyl-2-pentanone)	NS	ND< 5,000	ND< 100	ND< 100	ND< 10											ND< 50	
Acetone	50*	ND< 5,000 J	ND< 10 B	ND< 10 B	3.7											**160** CCV-E, J	
Benzene	1	*ND< 2,500*	*ND< 50*	*ND< 50*	*ND< 5.0*											*ND< 50*	
Bromochloromethane	5	na	na	na	na											*ND< 50*	
Bromodichloromethane	50*	ND< 2,500	ND< 50	ND< 50	ND< 5.0											ND< 50	
Bromoform	50*	ND< 2,500	ND< 50	ND< 50	ND< 5.0											ND< 50	
Bromomethane	5	ND< 2,500	ND< 50	ND< 50	ND< 5.0											*ND< 50*	
Carbon disulfide	60*	ND< 2,500	ND< 50	ND< 50	ND< 5.0											ND< 50	
Carbon tetrachloride	5	ND< 2,500	ND< 50	ND< 50	ND< 5.0											*ND< 50*	
Chlorobenzene	5	ND< 2,500	ND< 50	ND< 50	ND< 5.0											*ND< 50*	
Chloroethane	5	ND< 2,500	ND< 50	**23 J**	ND< 5.0											*ND< 50*	
Chloroform	7	ND< 2,500	ND< 50	ND< 50	ND< 5.0											*ND< 50*	
Chloromethane	5	ND< 2,500	ND< 50	ND< 50	ND< 5.0											*ND< 50*	
cis-1,2-Dichloroethylene	5	**1,200 J**	**21 J**	**280**	**19**											**300**	
cis-1,3-Dichloropropylene	0.4+	*ND< 2,500*	*ND< 50*	*ND< 50*	*ND< 5.0*											*ND< 50*	
Cyclohexane	NS	na	na	na	na											*ND< 50*	
Dibromochloromethane	50*	ND< 2,500	ND< 50	ND< 50	ND< 5.0											ND< 50	
Dichlorodifluoromethane	5	ND< 2,500	ND< 50	**94**	ND< 5.0											**76**	
Ethyl Benzene	5	**1,800 J**	**110**	**48 J**	ND< 5.0											*ND< 50*	
Isopropylbenzene	5	ND< 2,500	ND< 50	ND< 50	ND< 5.0											*ND< 50*	
Methyl acetate	NS	na	na	na	na											*ND< 50*	
Methyl tert-butyl ether (MTBE)	10*	ND< 2,500	ND< 50	ND< 50	ND< 5.0											*ND< 50*	
Methylcyclohexane	NS	na	na	na	na											*ND< 50*	
Methylene chloride	5	ND< 2,500 J	ND< 10 B	ND< 10 B	3.1											*ND< 200*	
o-Xylene	5	**2,300 J**	**180**	**100**	ND< 5.0											**58**	
p- & m- Xylenes	5	**7,100 J**	**650**	**280**	1.6											*ND< 100*	
Styrene	5	ND< 2,500	ND< 50	ND< 50	ND< 5.0											*ND< 50*	
Tetrachloroethylene	5	**22,000 J**	**6,700**	**10,000**	**66**											**14,000**	
Toluene	5	**1,900 J**	**56**	**180**	ND< 5.0											**35 J**	
trans-1,2-Dichloroethylene	5	ND< 2,500	ND< 50	ND< 50	ND< 5.0											*ND< 50*	
trans-1,3-Dichloropropylene	0.4+	*ND< 2,500*	*ND< 50*	*ND< 50*	*ND< 5.0*											*ND< 50*	
Trichloroethylene	5	ND< 2,500	**15 J**	**150**	**5.2**											**85**	
Trichlorofluoromethane (freon 11)	5	**880 J**	**34 J**	ND< 2500	1.1											**240**	
Vinyl Chloride	2	*ND< 2,500*	*ND< 50*	*ND< 50*	*ND< 5.0*											*ND< 50*	
Total VOC concentration	NS	46,400	8,026	13,242	102	WELL DRY - NOT SAMPLED									Well column full of ice - not sampled	15,594	Well Dry - Not sampled
Total CVOC concentration	NS	33,300	7,030	12,634	97											15,341	
Total Petro-VOC concentration	NS	13100.0	996.0	608.0	1.6											93.0	
Other VOC concentration	NS	0	0	0	3.7											160.0	

Table 3
Historical Groundwater Analytical Results Summary
136 Fuller Road, Albany, New York
NYSDEC BCP Site # C401055

Sample Location	NYSDEC TOGS Standards and Guidance Values	MW27															
Sample ID: FRMW (Fuller Rd Monitoring Well)-Well ID# (approx. depth to well bottom) and (Screen Interval)		FRMW-MW27-X10 (5-10')															
Sample Date		12/15/14	03/17/15	06/25/15	09/16/15	11/30/15	03/03/16	05/26/16	09/29/16	10/31/16	12/1/2016	3/28/2017	6/28/2017	9/29/2017	12/11/2017	3/29/2018	6/14/2018
Lab Sample ID		14L0667-07	--	15F1052-12	15I0617-08	15L0018-08	16C0192-09	16E1165-14	16I1131-05	16K0022-04	16L0074-05	17C1158-01	17F1193-12	17J0005-03	17L0427-04	18C1190-02	18F0674-14
Groundwater Elevation (ft. amsl)		240.90	--	241.53	240.68	240.86	242.13	241.75	242.70	242.84	242.43	243.50	241.89	241.24	240.79	242.21	241.93
Analyte	ppb	ppb	--	ppb	ppb	ppb	ppb	ppb	ppb	ppb	ppb	ppb	ppb	ppb	ppb	ppb	ppb
1,1,1-Trichloroethane	5	**88**		**11**	**140**	**33**	2.8	**6.2**	3.6	1.7	ND< 2	ND< 0.2	**7.5**	1.9	**5.6**	1.6	1.9 J
1,1,2,2-Tetrachloroethane	5	ND< 0.5		ND< 0.5	ND< 0.2	ND< 0.2	ND< 0.2	ND< 0.5	ND< 0.20	ND< 0.20	ND< 2	ND< 0.2	ND< 2.0	ND< 0.20	ND< 0.20	ND< 0.20	ND< 1.0
1,1,2-Trichloro-1,2,2-trifluoroethane	5	ND< 0.5		ND< 0.5	ND< 0.2	ND< 0.2	ND< 0.2	ND< 0.5	ND< 0.20	ND< 0.20	ND< 2	ND< 0.2	ND< 2.0	ND< 0.20	ND< 0.20	ND< 0.20	ND< 1.0
1,1,2-Trichloroethane	1	ND< 0.5		ND< 0.5	ND< 0.2	ND< 0.2	ND< 0.2	ND< 0.5	ND< 0.20	ND< 0.20	*ND< 2*	*ND< 0.2*	*ND< 2.0*	*ND< 0.20*	*ND< 0.20*	*ND< 0.20*	*ND< 1.0*
1,1-Dichloroethane	5	**5.8**		4.7	**140** D	**32**	0.92	3.6	3	1.7	**13**	ND< 0.2	**13**	**86**	**29**	2.1	ND< 1.0
1,1-Dichloroethylene	5	2.3		1.5	**46**	**11**	0.22 J	0.82	0.49	ND< 0.20	ND< 2	ND< 0.2	**5.6**	4.2	2.1	0.46 J	ND< 1.0
1,2,3-Trichlorobenzene	5	ND< 0.5		ND< 0.5	ND< 0.2	ND< 0.2	ND< 0.2	ND< 0.5	ND< 0.20	ND< 0.20	ND< 2	ND< 0.2	ND< 2.0	ND< 0.20	ND< 0.20	ND< 0.20	ND< 1.0
1,2,4-Trichlorobenzene	5	ND< 0.5		ND< 0.5	ND< 0.2	ND< 0.2	ND< 0.2	ND< 0.5	ND< 0.20	ND< 0.20	ND< 2	ND< 0.2	ND< 2.0	ND< 0.20	ND< 0.20	ND< 0.20	ND< 1.0
1,2-Dibromo-3-chloropropane	0.04	*ND< 0.5*		*ND< 0.5*	*ND< 0.2*	*ND< 0.2*	*ND< 0.2*	*ND< 0.5*	*ND< 0.20*	*ND< 0.20*	*ND< 2*	*ND< 0.2*	*ND< 2.0*	*ND< 0.20*	*ND< 0.20*	*ND< 0.20*	*ND< 1.0*
1,2-Dibromoethane	0.0006	*ND< 0.5*		*ND< 0.5*	*ND< 0.2*	*ND< 0.2*	*ND< 0.2*	*ND< 0.5*	*ND< 0.20*	*ND< 0.20*	*ND< 2*	*ND< 0.2*	*ND< 2.0*	*ND< 0.20*	*ND< 0.20*	*ND< 0.20*	*ND< 1.0*
1,2-Dichlorobenzene	3	ND< 0.5		ND< 0.5	ND< 0.2	ND< 0.2	ND< 0.2	ND< 0.5	ND< 0.20	ND< 0.20	ND< 2	ND< 0.2	ND< 2.0	ND< 0.20	ND< 0.20	ND< 0.20	ND< 1.0
1,2-Dichloroethane	0.6	ND< 0.5		ND< 0.5	0.28 J	ND< 0.2	ND< 0.2	ND< 0.5	ND< 0.20	ND< 0.20	*ND< 2*	*ND< 0.2*	*ND< 2.0*	**0.69**	ND< 0.20	ND< 0.20	ND< 1.0
1,2-Dichloropropane	1	ND< 0.5		ND< 0.5	ND< 0.2	ND< 0.2	ND< 0.2	ND< 0.5	ND< 0.20	ND< 0.20	*ND< 2*	*ND< 0.2*	*ND< 2.0*	ND< 0.20	ND< 0.20	ND< 0.20	ND< 1.0
1,3-Dichlorobenzene	3	ND< 0.5		ND< 0.5	ND< 0.2	ND< 0.2	ND< 0.2	ND< 0.5	ND< 0.20	ND< 0.20	ND< 2	ND< 0.2	ND< 2.0	ND< 0.20	ND< 0.20	ND< 0.20	ND< 1.0
1,4-Dichlorobenzene	3	ND< 0.5		ND< 0.5	ND< 0.2	ND< 0.2	ND< 0.2	ND< 0.5	ND< 0.20	ND< 0.20	ND< 2	ND< 0.2	ND< 2.0	ND< 0.20	ND< 0.20	ND< 0.20	ND< 1.0
2-Butanone	50*	ND< 0.5		ND< 0.5	ND< 0.2	ND< 0.2	ND< 0.8	ND< 0.5	ND< 0.20	ND< 0.20	ND< 2	ND< 0.2	ND< 2.0	ND< 0.20	ND< 0.20	ND< 0.20	ND< 1.0
2-Hexanone	50*	ND< 0.5		ND< 0.5	ND< 0.2	ND< 0.2	ND< 0.2	ND< 0.5	ND< 0.20	ND< 0.20	ND< 2	ND< 0.2	ND< 2.0	ND< 0.20	ND< 0.20	ND< 0.20	ND< 1.0
Methyl isobutyl ketone (4-Methyl-2-pentanone)	NS	ND< 0.5		ND< 0.5	ND< 0.2	ND< 0.2	ND< 0.2	ND< 0.5	ND< 0.20	ND< 0.20	ND< 2	ND< 0.2	ND< 2.0	ND< 0.20	ND< 0.20	ND< 0.20	ND< 1.0
Acetone	50*	ND< 2		ND< 2	9.30 B	2.6	ND< 1	ND< 2	1.3 CCV-E,J	ND< 1	10 U	1.5 SCAL-E	21	8.5	ND< 1.0	1.5 J	ND< 5.0
Benzene	1	ND< 0.5		ND< 0.5	0.69	ND< 0.2	ND< 0.2	ND< 0.5	ND< 0.20	ND< 0.20	*ND< 2*	*ND< 0.2*	*ND< 2.0*	ND< 0.20	ND< 0.20	ND< 0.20	ND< 1.0
Bromochloromethane	5	ND< 0.5		ND< 0.5	ND< 0.2	ND< 0.2	ND< 0.2	ND< 0.5	ND< 0.20	ND< 0.20	ND< 2	ND< 0.2	ND< 2.0	ND< 0.20	ND< 0.20	ND< 0.20	ND< 1.0
Bromodichloromethane	50*	ND< 0.5		ND< 0.5	ND< 0.2	ND< 0.2	ND< 0.2	ND< 0.5	ND< 0.20	ND< 0.20	ND< 2	ND< 0.2	ND< 2.0	ND< 0.20	ND< 0.20	ND< 0.20	ND< 1.0
Bromoform	50*	ND< 0.5		ND< 0.5	ND< 0.2	ND< 0.2	ND< 0.2	ND< 0.5	ND< 0.20	ND< 0.20	ND< 2	ND< 0.2	ND< 2.0	ND< 0.20	ND< 0.20	ND< 0.20	ND< 1.0
Bromomethane	5	ND< 0.5		ND< 0.5	0.68 J	ND< 0.2	ND< 0.2	ND< 0.5	ND< 0.20	ND< 0.20	ND< 2	ND< 0.2	ND< 2.0	ND< 0.20	ND< 0.20	ND< 0.20	ND< 1.0
Carbon disulfide	60*	0.21 J		ND< 0.5	0.83	ND< 0.2	ND< 0.2	ND< 0.5	ND< 0.20	ND< 0.20	ND< 2	ND< 0.2	ND< 2.0	ND< 0.20	ND< 0.20	ND< 0.20	ND< 1.0
Carbon tetrachloride	5	ND< 0.5	Well Dry - Not sampled	ND< 0.5	ND< 0.2	ND< 0.2	ND< 0.2	ND< 0.5	ND< 0.20	ND< 0.20	ND< 2	ND< 0.2	ND< 2.0	ND< 0.20	ND< 0.20	ND< 0.20	ND< 1.0
Chlorobenzene	5	ND< 0.5		ND< 0.5	ND< 0.2	ND< 0.2	ND< 0.2	ND< 0.5	ND< 0.20	ND< 0.20	ND< 2	ND< 0.2	ND< 2.0	ND< 0.20	ND< 0.20	ND< 0.20	ND< 1.0
Chloroethane	5	ND< 0.5		ND< 0.5	1.20	0.3 J	ND< 0.2	ND< 0.5	ND< 0.20	ND< 0.20	**5.6** CCV-E	ND< 0.2	ND< 2.0	2.4	ND< 0.20	ND< 0.20	ND< 1.0
Chloroform	7	ND< 0.5		ND< 0.5	0.21 J	ND< 0.2	ND< 0.2	ND< 0.5	ND< 0.20	ND< 0.20	ND< 2	ND< 0.2	ND< 2.0	ND< 0.20	ND< 0.20	ND< 0.20	ND< 1.0
Chloromethane	5	ND< 0.5		ND< 0.5	ND< 0.2	ND< 0.2	ND< 0.2	ND< 0.5	ND< 0.20	ND< 0.20	ND< 2	ND< 0.2	ND< 2.0	ND< 0.20	ND< 0.20	ND< 0.20	ND< 1.0
cis-1,2-Dichloroethylene	5	**73**		**64**	**500** D	**120**	2.2	**10**	**15**	**9.2**	**42**	0.54	**110**	**86**	**390**	**7.7**	**26**
cis-1,3-Dichloropropylene	0.4+	*ND< 0.5*		*ND< 0.5*	*ND< 0.2*	*ND< 0.2*	*ND< 0.2*	ND< 0.5	ND< 0.20	ND< 0.20	*ND< 2*	*ND< 0.2*	*ND< 2.0*	ND< 0.20	ND< 0.20	ND< 0.20	ND< 1.0
Cyclohexane	NS	ND< 0.5		ND< 0.5	ND< 0.2	ND< 0.2	ND< 0.2	ND< 0.5	ND< 0.20	ND< 0.20	ND< 2	ND< 0.2	ND< 2.0	ND< 0.20	ND< 0.20	ND< 0.20	ND< 1.0
Dibromochloromethane	50*	ND< 0.5		ND< 0.5	ND< 0.2	ND< 0.2	ND< 0.2	ND< 0.5	ND< 0.20	ND< 0.20	ND< 2	ND< 0.2	ND< 2.0	ND< 0.20	ND< 0.20	ND< 0.20	ND< 1.0
Dichlorodifluoromethane	5	**12**		**8.1**	**130**	**54**	1.7	**9.2**	4.7	2.1	ND< 2	0.58	**24**	**59**	**53**	**4.9**	ND< 1.0
Ethyl Benzene	5	0.98		0.43 J	2.30	0.43 J	ND< 0.2	ND< 0.5	ND< 0.20	ND< 0.20	ND< 2	ND< 0.2	ND< 2.0	3.2	0.22	ND< 0.2	ND< 1.0
Isopropylbenzene	5	ND< 0.5		ND< 0.5	ND< 0.2	ND< 0.2	ND< 0.2	ND< 0.5	ND< 0.20	ND< 0.20	ND< 2	ND< 0.2	ND< 2.0	ND< 0.20	ND< 0.20	ND< 0.20	ND< 1.0
Methyl acetate	NS	ND< 0.5		ND< 0.5	ND< 0.2	ND< 0.2	ND< 0.2	ND< 0.5	ND< 0.20	ND< 0.20	ND< 2	ND< 0.2	ND< 2.0	ND< 0.20	ND< 0.20	ND< 0.20	ND< 1.0
Methyl tert-butyl ether (MTBE)	10*	ND< 0.5		ND< 0.5	ND< 0.2	ND< 0.2	ND< 0.2	ND< 0.5	ND< 0.20	ND< 0.20	ND< 2	ND< 0.2	ND< 2.0	ND< 0.20	ND< 0.20	ND< 0.20	ND< 1.0
Methylcyclohexane	NS	ND< 0.5		ND< 0.5	ND< 0.2	0.27 J	ND< 0.2	ND< 0.5	ND< 0.20	ND< 0.20	ND< 2	ND< 0.2	ND< 2.0	ND< 0.20	ND< 0.20	ND< 0.20	ND< 1.0
Methylene chloride	5	1.8 J,B		ND< 2	ND< 1	ND< 1	ND< 1	ND< 2	ND< 1	ND< 1	*ND< 10*	*ND< 1*	*ND< 10*	ND< 1.00	ND< 1.0	ND< 1.0	ND< 5.0
o-Xylene	5	3.4		3.0	**12**	3.1	0.62	1.5	ND< 0.20	ND< 0.20	ND< 2	ND< 0.2	2.7 J	3.8	0.89	0.29 J	ND< 1.0
p- & m- Xylenes	5	3.4		0.51 J	3	0.51 J	0.63 J	ND< 1	ND< 0.5	ND< 0.50	ND< 5	ND< 0.5	ND< 5.0	**5.2**	0.64	ND< 0.5	ND< 2.5
Styrene	5	ND< 0.5		ND< 0.5	ND< 0.2	ND< 0.2	ND< 0.2	ND< 0.5	ND< 0.20	ND< 0.20	ND< 2	ND< 0.2	ND< 2.0	ND< 0.20	ND< 0.20	ND< 0.20	ND< 1.0
Tetrachloroethylene	5	**1700**		**880**	**2400** D	**2500** D	**240** D	**570**	**160** CCV-E	**66** CCV-E, ICV-I	**85** SCAL-E	**49** SCAL-E	**1,100**	4.5 B	**21**	**110**	**72** QL-02
Toluene	5	2.2		0.32 J	2.20	0.33 J	ND< 0.2	ND< 0.5	ND< 0.20	ND< 0.20	ND< 2	ND< 0.2	ND< 2.0	**6.4**	0.38	ND< 0.2	ND< 1.0
trans-1,2-Dichloroethylene	5	ND< 0.5		0.25 J	**15**	**0.49** J	ND< 0.2	ND< 0.5	ND< 0.20	ND< 0.20	ND< 2	ND< 0.2	ND< 2.0	**7.0**	**5.1**	ND< 0.2	ND< 1.0
trans-1,3-Dichloropropylene	0.4+	*ND< 0.5*		*ND< 0.5*	ND< 0.2	ND< 0.2	ND< 0.2	ND< 0.5	ND< 0.20	ND< 0.20	ND< 2	ND< 0.2	ND< 2.0	ND< 0.2	ND< 0.20	ND< 0.20	ND< 1.0
Trichloroethylene	5	**22**		**27**	**270**	**130**	**2.2**	**7.0**	**6.1**	2.1	**19.0**	0.78	**54**	3.5	**54**	**8.9**	4.0 QL-02
Trichlorofluoromethane (freon 11)	5	**84**		**14**	**130**	**78**	**5.6**	**17**	**7.4**	3.8	ND< 2	0.69	**26**	**8.9**	**15**	**7.0**	ND< 1.0
Vinyl Chloride	2	ND< 0.5		ND< 0.5	0.9	ND< 0.2	ND< 0.2	ND< 0.5	ND< 0.20	ND< 0.20	**5.8**	ND< 0.2	ND< 2.0	**17**	**84**	0.72	ND< 1.0
Total VOC concentration	NS	1,999		1,015	3,805	2,966	257	625	202	87	180	53.1	1,363.8	308.2	660.9	145.2	103.9
Total CVOC concentration	NS	1,989		1,011	3,774	2,959	256	624	200	87	170	51.6	1,340.1	281.1	658.8	143.4	103.9
Total Petro-VOC concentration	NS	10.0	na	4.3	20.2	4.4	1.3	1.5	0.0	0.0	0.0	0.0	2.7	18.6	2.1	0.3	0.0
Other VOC concentration	NS	0.2		0.0	10.8	2.9	0.0	0.0	1.3	0.0	10.0	1.5	21.0	8.5	0.0	1.5	0.0

LaBella
Powered by partnership.

Table 3
Historical Groundwater Analytical Results Summary
136 Fuller Road, Albany, New York
NYSDEC BCP Site # C401055

Sample Location	NYSDEC TOGS Standards and Guidance Values	MW27												
Sample ID: FRMW (Fuller Rd Monitoring Well)-Well ID# (approx. depth to well bottom) and (Screen Interval)		FRMW-MW27-X10 (5-10')												
Sample Date		9/6/2018	12/6/2018	3/5/2019	6/11/2019	9/17/2019	12/17/2019	3/16/2020	6/10/2020	8/27/2020	12/14/2020	3/12/2021	6/16/2021	9/29/2021
Lab Sample ID		18I0297-05	18L0310-06	--	--	19I0905-03	19L0806-03	20C0746-05	20F0477-08	20H1134-03	20L0785-03	21C0753-04	21F0819-12	21J0004-03
Groundwater Elevation (ft. amsl)		242.4	243.86	--	--	241.18	242.36	241.84	242.24	243.24	242.04	243.27	243.35	243.58
Analyte	ppb	ppb	ppb	--	--	ppb	ppb	ppb	ppb	ppb	ppb	ppb	ppb	ppb
1,1,1-Trichloroethane	5	4.2	ND< 0.20			**94**	ND< 2.5	5,200	2,000	**1,200**	**61**	2.8	0.65	ND< 0.20
1,1,2,2-Tetrachloroethane	5	ND< 0.40	ND< 0.20			ND< 0.20	ND< 2.5	*ND< 50*	ND< 0.20	ND< *62*	ND< 0.20	ND< 0.20	ND< 0.20	ND< 0.20
1,1,2-Trichloro-1,2,2-trifluoroethane	5	ND< 0.40	ND< 0.20			ND< 0.20	ND< 2.5	*ND< 50*	ND< 0.20	ND< *62*	ND< 0.20	ND< 0.20	ND< 0.20	ND< 0.20
1,1,2-Trichloroethane	1	ND< 0.40	ND< 0.20			ND< 0.20	*ND< 2.5*	*ND< 50*	ND< 0.20	ND< *62*	ND< 0.20	ND< 0.20	ND< 0.20	ND< 0.20
1,1-Dichloroethane	5	**5.5**	ND< 0.20			**11**	ND< 2.5	1,200	540	**560**	**63**	0.4	0.68	ND< 0.20
1,1-Dichloroethylene	5	1.9	ND< 0.20			**8.7**	ND< 2.5	230	68	**130**	ND< 0.20	2.1	ND< 0.20	ND< 0.20
1,2,3-Trichlorobenzene	5	ND< 0.40	ND< 0.20			ND< 0.20	ND< 2.5	ND< 50	ND< 0.20	ND< 62	na	ND< 0.20	ND< 0.20	ND< 0.20
1,2,4-Trichlorobenzene	5	ND< 0.40	ND< 0.20			ND< 0.20	ND< 2.5	ND< 50	ND< 0.20	ND< 62	ND< 0.20	ND< 0.20	ND< 0.20	ND< 0.20
1,2-Dibromo-3-chloropropane	0.04	*ND< 0.40*	*ND< 0.20*			*ND< 0.20*	*ND< 2.5*	*ND< 50*	*ND< 0.20*	*ND< 62*	*ND< 0.20*	*ND< 0.20*	*ND< 0.20*	*ND< 0.20*
1,2-Dibromoethane	0.0006	*ND< 0.40*	*ND< 0.20*			*ND< 0.20*	*ND< 2.5*	*ND< 50*	*ND< 0.20*	*ND< 62*	*ND< 0.20*	*ND< 0.20*	*ND< 0.20*	*ND< 0.20*
1,2-Dichlorobenzene	3	ND< 0.40	ND< 0.20			ND< 0.20	ND< 2.5	*ND< 50*	ND< 0.20	ND< 62	na	ND< 0.20	ND< 0.20	ND< 0.20
1,2-Dichloroethane	0.6	ND< 0.40	ND< 0.20			ND< 0.20	*ND< 2.5*	*ND< 50*	0.86	*ND< 62*	ND< 0.20	ND< 0.20	ND< 0.20	ND< 0.20
1,2-Dichloropropane	1	ND< 0.40	ND< 0.20			ND< 0.20	*ND< 2.5*	*ND< 50*	ND< 0.20	ND< 62	ND< 0.20	ND< 0.20	ND< 0.20	ND< 0.20
1,3-Dichlorobenzene	3	ND< 0.40	ND< 0.20			ND< 0.20	ND< 2.5	*ND< 50*	ND< 0.20	ND< 62	na	ND< 0.20	ND< 0.20	ND< 0.20
1,4-Dichlorobenzene	3	ND< 0.40	ND< 0.20			ND< 0.20	ND< 2.5	*ND< 50*	ND< 0.20	ND< 62	na	ND< 0.20	ND< 0.20	ND< 0.20
2-Butanone	50*	ND< 0.40	ND< 0.20			ND< 0.20	ND< 2.5	*ND< 50*	ND< 0.20	ND< 62	ND< 0.20	ND< 0.20	ND< 0.20	ND< 0.20
2-Hexanone	50*	ND< 0.40	ND< 0.20			ND< 0.20	ND< 2.5	ND< 50	ND< 0.20	ND< 120	ND< 0.20	ND< 0.20	ND< 0.20	ND< 0.20
Methyl isobutyl ketone (4-Methyl-2-pentanone)	NS	ND< 0.40	ND< 0.20			ND< 0.20	ND< 2.5	ND< 50	0.44 J	ND< 62	ND< 0.20	ND< 0.20	ND< 0.20	ND< 0.20
Acetone	50*	2.1 J	ND< 1.0			5.2 CCV-E	ND< 5.0	260 CCV-E, J	36	ND< 62	4.3	2.1	1.0 CCV-E, J	1.2 CCV-E, ICV-E, J
Benzene	1	ND< 0.40	ND< 0.20			ND< 0.20	*ND< 2.5*	*ND< 50*	*1.1*	ND< 62	0.26 J	ND< 0.20	ND< 0.20	ND< 0.20
Bromochloromethane	5	ND< 0.40	ND< 0.20			ND< 0.20	ND< 2.5	*ND< 50*	ND< 0.20	ND< 62	na	ND< 0.20	ND< 0.20	ND< 0.20
Bromodichloromethane	50*	ND< 0.40	ND< 0.20			ND< 0.20	ND< 2.5	ND< 50	ND< 0.20	ND< 62	ND< 0.20	ND< 0.20	ND< 0.20	ND< 0.20
Bromoform	50*	ND< 0.40	ND< 0.20			ND< 0.20	ND< 2.5	ND< 50	ND< 0.20	ND< 62	ND< 0.20	ND< 0.20	ND< 0.20	ND< 0.20
Bromomethane	5	ND< 0.40	ND< 0.20			ND< 0.20	ND< 2.5	*ND< 50*	1.6 CCV-E, ICV-E	ND< 62	ND< 0.20	ND< 0.20	ND< 0.20	ND< 0.20
Carbon disulfide	60*	ND< 0.40	ND< 0.20	Well Inaccessible - Not Sampled	Well Dry - Not Sampled	30	ND< 2.5	ND< 50	32	ND< 62	0.32 J	ND< 0.20	ND< 0.20	ND< 0.20
Carbon tetrachloride	5	ND< 0.40	ND< 0.20			ND< 0.20	ND< 2.5	*ND< 50*	ND< 0.20	ND< 62	ND< 0.20	ND< 0.20	ND< 0.20	ND< 0.20
Chlorobenzene	5	ND< 0.40	ND< 0.20			ND< 0.20	ND< 2.5	*ND< 50*	0.82 QL-02	ND< 62	ND< 0.20	ND< 0.20	ND< 0.20	ND< 0.20
Chloroethane	5	ND< 0.40	ND< 0.20			ND< 0.20	ND< 2.5	*ND< 50*	3.5	ND< 63	0.49 J	ND< 0.20	ND< 0.20	ND< 0.20
Chloroform	7	4.5	ND< 0.20			ND< 0.20	ND< 2.5	*ND< 50*	0.34 J	ND< 62	ND< 0.20	ND< 0.20	ND< 0.20	ND< 0.20
Chloromethane	5	ND< 0.40	ND< 0.20			ND< 0.20	ND< 2.5	*ND< 50*	2.4 CCV-E, QL	ND< 62	ND< 0.20	ND< 0.20	ND< 0.20	ND< 0.20
cis-1,2-Dichloroethylene	5	**2,000**	4.7			**2,600**	**6.0**	4,000	2,500	**28,000 E**	**2,500**	5.5	1.8	**8.3**
cis-1,3-Dichloropropylene	0.4*	ND< 0.40	ND< 0.20			ND< 0.20	ND< 2.5	*ND< 50*	ND< 0.20	ND< *62*	ND< 0.20	ND< 0.20	ND< 0.20	ND< 0.20
Cyclohexane	NS	ND< 0.40	ND< 0.20			ND< 0.20	ND< 2.5	*ND< 50*	ND< 0.20	*ND< 62*	na	ND< 0.20	ND< 0.20	ND< 0.20
Dibromochloromethane	50*	ND< 0.40	ND< 0.20			ND< 0.20	ND< 2.5	ND< 50	ND< 0.20	*ND< 62*	ND< 0.20	ND< 0.20	ND< 0.20	ND< 0.20
Dichlorodifluoromethane	5	**22**	0.45 J			**24 CCV-E**	ND< 2.5	3,100	1,400 CCV-E, QL-01	**1,100 CCV-E**	**160**	2.2	2.2	ND< 0.20
Ethyl Benzene	5	ND< 0.40	ND< 0.20			**5.7**	ND< 2.5	110 J	33	**74 J**	0.90	ND< 0.20	ND< 0.20	ND< 0.20
Isopropylbenzene	5	ND< 0.40	ND< 0.20			ND< 0.20	ND< 2.5	*ND< 50*	1.1	*ND< 62*	ND< 0.20	ND< 0.20	ND< 0.20	ND< 0.20
Methyl acetate	NS	ND< 0.40	ND< 0.20			ND< 0.20	ND< 2.5	ND< 50	ND< 0.20	*ND< 62*	na	ND< 0.20	ND< 0.20	ND< 0.20
Methyl tert-butyl ether (MTBE)	10*	ND< 0.40	ND< 0.20			ND< 0.20	ND< 2.5	*ND< 50*	ND< 0.20	*ND< 62*	ND< 0.20	ND< 0.20	ND< 0.20	ND< 0.20
Methylcyclohexane	NS	ND< 0.40	ND< 0.20			ND< 0.20	ND< 2.5	ND< 50	ND< 0.20	*ND< 62*	na	ND< 0.20	ND< 0.20	ND< 0.20
Methylene chloride	5	ND< 2	ND< 1.0			ND< 1.0	ND< 2.5	*ND< 250*	ND< 1.0	*ND< 62*	ND< 1	ND< 1	ND< 1	ND< 1.0
o-Xylene	5	1.7	ND< 0.20			**14**	ND< 2.5	260	120	**170**	3.2	0.51	ND< 0.20	ND< 0.20
p- & m- Xylenes	5	ND< 1	ND< 0.50			**19**	ND< 5.0	350	91	**170 CCV-E,J**	2.7	ND< 0.50	ND< 0.20	ND< 0.20
Styrene	5	ND< 0.40	ND< 0.20			ND< 0.20	ND< 2.5	*ND< 250*	ND< 0.20	*ND< 62*	ND< 0.20	ND< 0.20	ND< 0.20	ND< 0.20
Tetrachloroethylene	5	**110**	2.7			**110 CCV-E**	**46**	40,000	46,000	**41,000 E**	**540**	133	33	**8.0** ICV-E
Toluene	5	ND< 0.40	ND< 0.20			**19**	ND< 2.5	250	57	*ND< 62*	0.98	ND< 0.20	ND< 0.20	ND< 0.20
trans-1,2-Dichloroethylene	5	**7.7**	ND< 0.20			**11**	ND< 2.5	*ND< 50*	50	**340**	**61**	1.1	ND< 0.20	ND< 0.20
trans-1,3-Dichloropropylene	0.4*	ND< 0.40	ND< 0.20			ND< 0.20	*ND< 2.5*	*ND< 50*	ND< 0.20	*ND< 62*	ND< 0.20	ND< 0.20	ND< 0.20	ND< 0.20
Trichloroethylene	5	**110**	1.2			**270**	**8.2**	2,100	1,800 QL-02	**39,000 E**	**1,000**	84	14 Cal-E	2.9
Trichlorofluoromethane (freon 11)	5	**17**	0.270 J			**52**	ND< 2.5	13,000	4,400	**2,100**	**270**	30	3.2	0.38 J
Vinyl Chloride	2	**33**	1.100			**52 CCV-E**	*ND< 2.5*	*ND< 50*	47 QL-02	*ND< 62*	**10**	1.2	ND< 0.20	ND< 0.20
Total VOC concentration	NS	2,319.6	10.4			3,325.6	60.2	70,100	58,986	113,844	4,678	344.2	74.7	20.78
Total CVOC concentration	NS	2,315.8	10.4	na	na	3,232.7	60.2	68,830	58,613	113,430	4,665	342.1	73.7	19.58
Total Petro-VOC concentration	NS	1.7	0.0			57.7	0.0	1,010	303	414	8	0.5	0.0	0.00
Other VOC concentration	NS	2.1	0.0			35.2	0.0	260	70	0	5	2.1	1.0	1.20

LaBella
Powered by partnership.

Table 3
Historical Groundwater Analytical Results Summary
136 Fuller Road, Albany, New York
NYSDEC BCP Site # C401055

Sample Location Sample ID: FRMW (Fuller Rd Monitoring Well)-Well ID# (approx. depth to well bottom) and (Screen Interval) Sample Date Lab Sample ID Groundwater Elevation (ft. amsl)	NYSDEC TOGS Standards and Guidance Values	MW27 FRMW-MW27-X10 (5-10') 12/16/2021 21L1055-03 242.01	4/1/2022 22D0076-03 243.54	6/6/2022 22F0429-09 241.22	9/22/2022 22I1220-03 241.06	12/14/2022 22L0969-03 241.67	3/30/2023 23D0011-03 241.52	6/21/2023 23F1500-08 240.54	9/12/2023 23I0834-03 240.87	12/20/2023 23L1487-01 241.66	3/19/2024 24C1318-03 241.95	6/10/2024 24F0876-08 240.81	9/5/2024 24I0384-06 240.71	1/7/2025 25A0490-03 241.24	3/7/2025 - -	7/1/2025 25G0131-10 241.05	9/25/2025 25I1856-05 240.63	12/16/2025 25L1126-06 240.61
Analyte	ppb	ppb	ppb	ppb	ppb	ppb	ppb	ppb	ppb	ppb	ppb	ppb	ppb	ppb	ppb	ppb	ppb	ppb
1,1,1-Trichloroethane	5	3.3	ND< 0.20	1.5	0.65	1.65	**330**	**130**	0.68	ND< 0.266	0.23 J	**6.1**	3.7 J	ND< 0.27		ND< 0.266	1.09	1.66
1,1,2,2-Tetrachloroethane	5	ND< 0.20	ND< 0.20	ND< 0.20	ND< 0.20	ND< 0.20	ND< 2	ND< 10	ND< 0.20	ND< 0.256	ND< 0.200	ND< 0.20	ND< 0.20	ND< 0.22		ND< 0.256	ND< 0.256	ND< 0.256
1,1,2-Trichloro-1,2,2-trifluoroethane	5	ND< 0.20	ND< 0.20	ND< 0.20	ND< 0.20	ND< 0.20	ND< 2	ND< 10	ND< 0.20	ND< 0.286	ND< 0.200	ND< 0.20	ND< 0.20	ND< 0.29		ND< 0.286	ND< 0.286	ND< 0.286
1,1,2-Trichloroethane	1	ND< 0.20	ND< 0.20	ND< 0.20	ND< 0.20	ND< 0.20	**130**	ND< 11	ND< 0.20	ND< 0.249	ND< 0.200	ND< 0.20	ND< 0.20	ND< 0.25		ND< 0.249	ND< 0.249	ND< 0.249
1,1-Dichloroethane	5	3.8	ND< 0.20	**8.5**	**6.9**	ND< 0.20	**190**	**330**	1.3	ND< 0.272	1.7	**56**	**17**	ND< 0.27		3.750	**58.2 D**	**79.4**
1,1-Dichloroethylene	5	1.0	ND< 0.20	0.66	ND< 0.20	ND< 0.20	**28**	**48**	0.58	ND< 0.327	ND< 0.260	**5.8**	0.48 J	ND< 0.33		ND< 0.327	0.37 J	2.47
1,2,3-Trichlorobenzene	5	ND< 0.20	ND< 0.20	ND< 0.20	ND< 0.20	ND< 0.20	ND< 2	*ND< 10*	ND< 0.20	ND< 0.222	ND< 0.200	ND< 0.20	ND< 0.20	ND< 0.22		ND< 0.222	ND< 0.222	ND< 0.222
1,2,4-Trichlorobenzene	5	ND< 0.20	ND< 0.20	ND< 0.20	ND< 0.20	ND< 0.20	ND< 2	*ND< 10*	ND< 0.20	ND< 0.138	ND< 0.200	ND< 0.20	ND< 0.20	ND< 0.14		ND< 0.138	ND< 0.138	ND< 0.138
1,2-Dibromo-3-chloropropane	0.04	*ND< 0.20*	*ND< 0.20*	*ND< 0.20*	*ND< 0.20*	*ND< 0.20*	*ND< 2*	*ND< 10*	*ND< 0.20*	*ND< 0.432*	*ND< 0.200*	*ND< 0.20*	*ND< 0.20*	*ND< 0.43*		ND< *0.432*	ND< *0.432*	ND< *0.432*
1,2-Dibromoethane	0.0006	*ND< 0.20*	*ND< 0.20*	*ND< 0.20*	*ND< 0.20*	*ND< 0.20*	*ND< 2*	*ND< 10*	*ND< 0.20*	*ND< 0.215*	*ND< 0.200*	*ND< 0.20*	*ND< 0.20*	*ND< 0.22*		ND< *0.215*	ND< *0.215*	ND< *0.215*
1,2-Dichlorobenzene	3	ND< 0.20	ND< 0.20	ND< 0.20	ND< 0.20	ND< 0.20	ND< 2	*ND< 10*	ND< 0.20	ND< 0.270	ND< 0.200	ND< 0.20	ND< 0.20	ND< 0.27		ND< 0.270	ND< 0.270	ND< 0.270
1,2-Dichloroethane	0.6	ND< 0.20	ND< 0.20	ND< 0.20	ND< 0.20	ND< 0.20	ND< 2	*ND< 10*	ND< 0.20	ND< 0.377	ND< 0.200	ND< 0.20	ND< 0.20	ND< 0.38		ND< 0.377	ND< 0.377	ND< 0.377
1,2-Dichloropropane	1	ND< 0.20	ND< 0.20	ND< 0.20	ND< 0.20	ND< 0.20	ND< 2	*ND< 10*	ND< 0.20	ND< 0.327	ND< 0.200	ND< 0.20	ND< 0.20	ND< 0.33		ND< 0.327	ND< 0.327	ND< 0.327
1,3-Dichlorobenzene	3	ND< 0.20	ND< 0.20	ND< 0.20	ND< 0.20	ND< 0.20	ND< 2	*ND< 10*	ND< 0.20	ND< 0.283	ND< 0.200	ND< 0.20	ND< 0.20	ND< 0.28		ND< 0.283	ND< 0.283	ND< 0.283
1,4-Dichlorobenzene	3	ND< 0.20	ND< 0.20	ND< 0.20	ND< 0.20	ND< 0.20	ND< 2	*ND< 10*	ND< 0.20	ND< 0.311	ND< 0.200	ND< 0.20	ND< 0.20	ND< 0.31		ND< 0.311	ND< 0.311	ND< 0.311
2-Butanone	50*	ND< 0.20	ND< 0.20	ND< 0.20	ND< 0.20	ND< 0.20	ND< 2	ND< 10	ND< 0.20	ND< 0.421	ND< 0.200	ND< 0.20	ND< 0.20	ND< 0.42		5.48	ND< 0.421	ND< 0.421
2-Hexanone	50*	ND< 0.20	ND< 0.20	ND< 0.20	ND< 0.20	ND< 0.20	ND< 2	ND< 10	ND< 0.20	ND< 0.320	ND< 0.200	ND< 0.20	ND< 0.20	ND< 0.32		ND< 0.320	ND< 0.320	ND< 0.320
Methyl isobutyl ketone (4-Methyl-2-pentanone)	NS	ND< 0.20	ND< 0.20	ND< 0.20	ND< 0.20	ND< 0.20	ND< 2	ND< 10	ND< 0.20	ND< 0.365	ND< 0.200	ND< 0.20	ND< 0.20	ND< 0.37		ND< 0.365	ND< 0.365	ND< 0.365
Acetone	50*	ND< 1.0	ND< 1.0	ND< 1.0	2.2	1.6 J	19	ND< 50	ND< 1.0	ND< 1.34	ND< 1	14	6.2	ND< 1.34		1.670 J	12.0	2.84
Benzene	1	ND< 0.20	ND< 0.20	ND< 0.20	ND< 0.20	ND< 0.20	ND< 2	*ND< 10*	ND< 0.20	ND< 0.279	ND< 0.200	ND< 0.20	ND< 0.20	ND< 0.28		ND< 0.279	ND< 0.279	ND< 0.279
Bromochloromethane	5	ND< 1.20	ND< 0.20	ND< 0.20	ND< 0.20	ND< 0.20	ND< 2	*ND< 10*	ND< 0.20	ND< 0.354	ND< 0.200	ND< 0.20	ND< 0.20	ND< 0.35		ND< 0.354	ND< 0.354	ND< 0.354
Bromodichloromethane	50*	ND< 2.20	ND< 0.20	ND< 0.20	ND< 0.20	ND< 0.20	ND< 2	ND< 10	ND< 0.20	ND< 0.245	ND< 0.200	ND< 0.20	ND< 0.20	ND< 0.25		ND< 0.245	ND< 0.245	ND< 0.245
Bromoform	50*	ND< 3.20	ND< 0.20	ND< 0.20	ND< 0.20	ND< 0.20	ND< 2	ND< 10	ND< 0.20	ND< 0.163	ND< 0.200	ND< 0.20	ND< 0.20	ND< 0.16		ND< 0.163	ND< 0.163	ND< 0.163
Bromomethane	5	ND< 4.20	ND< 0.20	ND< 0.20	ND< 0.20	ND< 0.20	ND< 2	*ND< 10*	ND< 0.20	ND< 0.119	ND< 0.200	ND< 0.20	ND< 0.20	ND< 0.12		ND< 0.500	ND< 0.500	ND< 0.500
Carbon disulfide	60*	ND< 5.20	ND< 0.20	ND< 0.20	ND< 0.20	ND< 0.20	ND< 2	ND< 10	ND< 0.20	ND< 0.362	ND< 0.200	ND< 0.20	ND< 0.20	ND< 0.36		ND< 0.362	ND< 0.362	ND< 0.362
Carbon tetrachloride	5	ND< 6.20	ND< 0.20	ND< 0.20	ND< 0.20	ND< 0.20	ND< 2	*ND< 10*	ND< 0.20	ND< 0.204	ND< 0.200	ND< 0.20	ND< 0.20	ND< 0.20		ND< 0.204	ND< 0.204	ND< 0.204
Chlorobenzene	5	ND< 7.20	ND< 0.20	ND< 0.20	ND< 0.20	ND< 0.20	ND< 2	*ND< 10*	ND< 0.20	ND< 0.284	ND< 0.200	ND< 0.20	ND< 0.20	ND< 0.28		ND< 0.284	ND< 0.284	ND< 0.284
Chloroethane	5	ND< 8.20	ND< 0.20	ND< 0.20	1.3	ND< 1.20	**6**	*ND< 10*	ND< 0.20	ND< 0.448	ND< 0.200	**9.7**	3.2	ND< 0.45		0.65	**30.0**	**7.36**
Chloroform	7	ND< 9.20	ND< 0.20	ND< 0.20	ND< 0.20	ND< 0.20	ND< 2	*ND< 10*	ND< 0.20	ND< 0.24	ND< 0.200	ND< 0.20	ND< 0.20	ND< 0.24		ND< 0.243	ND< 0.243	ND< 0.243
Chloromethane	5	ND< 10.20	ND< 0.20	ND< 0.20	ND< 0.20	0.21 J	ND< 2	*ND< 10*	ND< 0.20	ND< 0.372	ND< 0.200	ND< 0.20	ND< 0.20	ND< 0.37		ND< 0.372	ND< 0.372	ND< 0.372
cis-1,2-Dichloroethylene	5	**59**	1.4	**180**	**29**	1.8	**1,100**	**2,300**	**150**	1.69	**31**	**330**	**45**	**0.96**		**51.6**	**44.9**	**67.3 D**
cis-1,3-Dichloropropylene	0.4+	ND< 0.20	ND< 0.20	ND< 0.20	ND< 0.20	ND< 0.20	ND< 2	ND< 10	ND< 0.20	ND< 0.262	ND< 0.200	ND< 0.20	ND< 0.20	ND< 0.26		ND< 0.262	ND< 0.262	ND< 0.262
Cyclohexane	NS	ND< 0.20	ND< 0.20	ND< 0.20	ND< 0.20	ND< 0.20	ND< 2	ND< 10	ND< 0.20	ND< 0.491	ND< 0.200	ND< 0.20	ND< 0.20	ND< 0.49		ND< 0.491	ND< 0.491	ND< 0.491
Dibromochloromethane	50*	ND< 0.20	ND< 0.20	ND< 0.20	ND< 0.20	ND< 0.20	ND< 2	ND< 10	ND< 0.20	ND< 0.146	ND< 0.200	ND< 0.20	ND< 0.20	ND< 0.15		ND< 0.146	ND< 0.146	ND< 0.146
Dichlorodifluoromethane	5	**16**	ND< 0.20	0.84	4.3	ND< 0.20	**190**	**600**	1.9	ND< 0.451	3.4	**30**	**7**	ND< 0.45		**5.17**	**54.3**	**47.7 D**
Ethyl Benzene	5	ND< 0.20	ND< 0.20	ND< 0.20	ND< 0.20	ND< 0.20	**24**	*ND< 10*	ND< 0.20	ND< 0.290	ND< 0.200	ND< 0.20	ND< 0.20	ND< 0.29		ND< 0.290	ND< 0.290	0.840
Isopropylbenzene	5	ND< 0.20	ND< 0.20	ND< 0.20	ND< 0.20	ND< 0.20	ND< 2	*ND< 10*	ND< 0.20	ND< 0.405	ND< 0.200	ND< 0.20	ND< 0.20	ND< 0.41		ND< 0.405	ND< 0.405	ND< 0.405
Methyl acetate	NS	ND< 0.20	ND< 0.20	ND< 0.20	ND< 0.20	ND< 0.20	ND< 2	*ND< 10*	ND< 0.20	ND< 0.442	ND< 0.200	ND< 0.20	ND< 0.20	ND< 0.44		ND< 0.442	ND< 0.442	ND< 0.442
Methyl tert-butyl ether (MTBE)	10*	ND< 0.20	ND< 0.20	ND< 0.20	ND< 0.20	ND< 0.20	ND< 2	ND< 10	ND< 0.20	ND< 0.244	ND< 0.200	ND< 0.20	ND< 0.20	ND< 0.24		ND< 0.244	ND< 0.244	ND< 0.244
Methylcyclohexane	NS	ND< 0.20	ND< 0.20	ND< 0.20	ND< 0.20	ND< 0.20	ND< 2	ND< 10	ND< 0.20	ND< 0.477	ND< 0.200	0.40 J	ND< 0.20	ND< 0.48		ND< 0.477	ND< 0.477	ND< 0.477
Methylene chloride	5	ND< 1.0	ND< 1.0	ND< 1.0	2.9	ND< 1.0	ND< 10.0	*ND< 50*	ND< 1.0	ND< 0.397	ND< 1	ND< 1.0	ND< 1.0	ND< 0.4		ND< 0.397	ND< 0.397	ND< 0.397
o-Xylene	5	ND< 0.20	ND< 0.20	ND< 0.20	ND< 0.20	ND< 0.20	**57**	*ND< 10*	ND< 0.20	ND< 0.261	ND< 0.200	1.6	0.27 J	ND< 0.3		ND< 0.261	1.13	1.19
p- & m- Xylenes	5	ND< 0.50	ND< 0.20	ND< 0.50	ND< 0.50	ND< 0.50	**77**	*ND< 25*	ND< 0.50	ND< 0.578	ND< 0.500	ND< 0.50	ND< 0.50	ND< 0.58		ND< 0.578	ND< 0.578	ND< 0.578
Styrene	5	ND< 0.20	ND< 0.20	ND< 0.20	ND< 0.20	ND< 0.20	ND< 2	*ND< 10*	ND< 0.20	ND< 0.255	ND< 0.200	ND< 0.20	ND< 0.20	ND< 0.26		ND< 0.255	ND< 0.255	ND< 0.255
Tetrachloroethylene	5	**36**	**1.6**	**25**	**7.4**	4.6	**28,000**	**4,600**	**5.3**	1.39	**9.7**	**400**	4	1.15		1.25	1.51	3.51
Toluene	5	ND< 0.20	ND< 0.20	ND< 0.20	ND< 0.20	ND< 0.20	**27**	**10 J**	ND< 0.20	ND< 0.346	ND< 0.200	0.28 J	ND< 0.20	ND< 0.35		ND< 0.346	0.58	2.25
trans-1,2-Dichloroethylene	5	0.5	ND< 0.20	0.78	0.40 J	ND< 0.20	2.2 J	*ND< 10*	0.41 J	ND< 0.279	ND< 0.200	2.8	0.24 J	ND< 0.28		ND< 0.279	1.51	1.11
trans-1,3-Dichloropropylene	0.4+	ND< 0.20	ND< 0.20	ND< 0.20	ND< 0.20	ND< 0.20	ND< 2	*ND< 10*	ND< 0.20	ND< 0.229	ND< 0.200	ND< 0.20	ND< 0.20	ND< 0.23		ND< 0.229	ND< 0.229	ND< 0.229
Trichloroethylene	5	**58**	0.8	**41**	**5.5**	ND< 0.20	**430**	**1100**	**10**	0.46	**15**	**430**	4.5	0.68		**7.99**	**9.89**	**42.9**
Trichlorofluoromethane (freon 11)	5	**17**	ND< 0.20	1.7	0.6	ND< 0.20	**340**	**1200**	3.1	ND< 0.337	2	**33**	1.5	ND< 0.34		0.340 J	**10.1**	**7.64**
Vinyl Chloride	2	**4.3**	ND< 0.20	**2.9**	**11**	ND< 0.60	**33**	**110**	**4.7**	ND< 0.469	**3.7**	**65**	**18**	ND< 0.47		**22.9**	**26.8**	**41.5 D**
Total VOC concentration	NS	198.90	3.81	262.88	72.15	9.86	30,983.20	10,428.00	177.97	3.54	66.73	1,384.68	111.09	2.79		100.80	252.38	309.67
Total CVOC concentration	NS	198.90	3.81	262.88	69.95	8.26	30,779.20	10,418.00	177.97	3.54	66.73	1,368.40	104.62	2.79		93.65	238.67	302.55
Total Petro-VOC concentration	NS	0.00	0.00	0.00	0.00	0.00	185.00	10.00	0.00	0.00	0.00	1.88	0.27	0.00		0.0	1.7	4.3
Other VOC concentration	NS	0.00	0.00	0.00	2.20	1.60	19.00	0.00	0.00	0.00	0.00	14.40	6.20	0.00		7.15	12.00	2.84

Well Inaccessible - Not Sampled

na

LaBella
Powered by partnership.

Table 3
Historical Groundwater Analytical Results Summary
136 Fuller Road, Albany, New York
NYSDEC BCP Site # C401055

Sample Location	NYSDEC TOGS Standards and Guidance Values	MW30															
Sample ID: FRMW (Fuller Rd Monitoring Well)-Well ID# (approx. depth to well bottom) and (Screen Interval)		FRMW-MW30-X20 (10-20')															
Sample Date		7/19/2010	05/31/11	07/21/11	09/29/11	12/14/11	02/22/12	04/30/12	06/27/12	09/25/12	12/19/12	03/14/13	06/12/13	09/17/13	11/19/13	06/12/14	09/16/14
Lab Sample ID		10G0579-10	11F0120-07	11G0750-07	11J0038-07	11L0632-05	12B0883-05	12E0113-10	12F0976-05	12I0945-10	12L0807-10	13C0516-09	13F0453-07	13I0664-06	13K0803-06	14F0651-12	14I0784-05
Groundwater Elevation (ft. amsl)		245.66	238.15	238.71	241.62	240.31	238.75	237.69	238.42	238.58	237.73	238.37	238.28	239.41	239.76	240.62	239.54
Analyte	ppb	ppb	ppb	ppb	ppb	ppb	ppb	ppb	ppb	ppb	ppb	ppb	ppb	ppb	ppb	ppb	ppb
1,1,1-Trichloroethane	5	**13,000 J**	**3,900**	**580 J**	**9,500**	**2,100**	**2,800**	**1,200**	**4,300**	**2,100**	**750**	**870**	**210**	**390**	**610**	**140**	**34**
1,1,2,2-Tetrachloroethane	5	*ND< 500*	*ND< 50*	*ND< 50*	*ND< 120*	*ND< 1000*	*ND< 50*	*ND< 1000*	*ND< 500*	*ND< 500*	*ND< 120*	ND< 5	ND< 5	1.4 J	ND< 50	*ND< 50*	ND< 0.5
1,1,2-Trichloro-1,2,2-trifluoroethane	5	*ND< 500*	*ND< 50*	*ND< 50*	*ND< 120*	*ND< 1000*	*ND< 50*	*ND< 1000*	*ND< 500*	*ND< 500*	*ND< 120*	1.2 J	ND< 5	ND< 5	ND< 50	*ND< 50*	ND< 0.5
1,1,2-Trichloroethane	1	*ND< 500*	*ND< 50*	*ND< 50*	*ND< 120*	*ND< 1000*	***9.2 J***	*ND< 1000*	*ND< 500*	*ND< 500*	*ND< 120*	**5.1**	**1.9 J**	**2.7 J**	ND< 50	*ND< 50*	0.34 J
1,1-Dichloroethane	5	**2,300 J**	**1,400**	**460 J**	**970**	**940 J**	**2,500**	**2,900**	**6,000**	**3,800**	**1,900**	**2,900**	**1,200**	**2,300**	**1,000** HT-01R	**1,200**	**380**
1,1-Dichloroethylene	5	ND< 500	**360**	**140**	**160**	ND< 1000	**950**	**420 J**	**1,700**	**1,200**	**600**	**1,100**	**520**	**630**	**1,000**	**290**	**54**
1,2,3-Trichlorobenzene	5	na	na	na	na	na	na	na	na	na	na	na	na	na	na	*ND< 50*	ND< 0.5
1,2,4-Trichlorobenzene	5	*ND< 1000*	*ND< 100*	*ND< 100*	*ND< 250*	*ND< 1000*	*ND< 100*	*ND< 1000*	*ND< 1000*	*ND< 1000*	*ND< 250*	*ND< 10*	*ND< 10*	ND< 10	ND< 100	*ND< 50*	ND< 0.5
1,2-Dibromo-3-chloropropane	0.04	*ND< 500*	*ND< 100*	*ND< 100*	*ND< 250*	*ND< 2000*	*ND< 100*	*ND< 1000*	*ND< 1000*	*ND< 1000*	*ND< 250*	*ND< 10*	*ND< 10*	*ND< 10*	*ND< 100*	*ND< 50*	*ND< 2*
1,2-Dibromoethane	0.0006	*ND< 500*	*ND< 50*	*ND< 50*	*ND< 120*	*ND< 1000*	*ND< 50*	*ND< 1000*	*ND< 500*	*ND< 500*	*ND< 120*	*ND< 5*	*ND< 5*	*ND< 5*	*ND< 50*	*ND< 50*	*ND< 0.5*
1,2-Dichlorobenzene	3	*na*	*na*	*na*	*na*	*na*	*na*	*na*	*na*	*na*	*na*	*na*	*na*	na	na	*ND< 50*	ND< 0.5
1,2-Dichloroethane	0.6	*ND< 500*	***13 J***	*ND< 50*	*ND< 120*	*ND< 1000*	***27 J***	*ND< 1000*	*ND< 500*	*ND< 500*	*ND< 120*	**17**	**7.9**	**16**	*ND< 50*	*ND< 50*	**3.5**
1,2-Dichloropropane	1	*ND< 500*	*ND< 50*	*ND< 50*	*ND< 120*	*ND< 1000*	*ND< 50*	*ND< 1000*	*ND< 500*	*ND< 500*	*ND< 120*	*ND< 5*	*ND< 5*	*ND< 5*	*ND< 50*	*ND< 50*	ND< 0.5
1,3-Dichlorobenzene	3	na	na	na	na	na	na	na	na	na	na	na	na	na	na	*ND< 50*	ND< 0.5
1,4-Dichlorobenzene	3	na	na	na	na	na	na	na	na	na	na	na	na	na	na	*ND< 50*	ND< 0.5
2-Butanone	50*	*ND< 500*	*ND< 100*	*ND< 100*	*ND< 250*	*ND< 2000*	*ND< 100*	*ND< 2000*	*ND< 1000*	**200 J**	**55 J**	ND< 10	ND< 10	ND< 10	ND< 100	ND< 50	ND< 2
2-Hexanone	50*	*ND< 500*	ND< 50	ND< 50	*ND< 120*	*ND< 1000*	ND< 50	*ND< 1000*	*ND< 500*	*ND< 500*	*ND< 120*	ND< 5	2.4 J,B	ND< 5	ND< 50	ND< 50	ND< 0.5
Methyl isobutyl ketone (4-Methyl-2-pentanone)	NS	ND< 1000	ND< 100	ND< 100	ND< 250	ND< 2000	ND< 100	ND< 2000	ND< 1000	ND< 1000	ND< 250	ND< 10	ND< 10	ND< 10	ND< 100	ND< 50	ND< 0.5
Acetone	50*	*ND< 1000 J*	ND< 10 B	*ND< 100*	8.4	*ND< 2000*	**210 B**	14 B	6.5 J,B	**690 J**	*ND< 250*	**870 J**	**76**	ND< 500	ND< 100	**240 CCV-E, E**	ND< 2
Benzene	1	*ND< 500*	***9.7 J***	*ND< 50*	*ND< 120*	*ND< 1000*	***18 J***	*ND< 1000*	*ND< 500*	*ND< 500*	*ND< 120*	**24**	**9.5**	**17**	*ND< 50*	*ND< 50*	**3.8**
Bromochloromethane	5	*na*	*na*	*na*	*na*	*na*	*na*	*na*	*na*	*na*	*na*	*na*	*na*	na	na	*ND< 50*	ND< 0.5
Bromodichloromethane	50*	*ND< 500*	ND< 50	ND< 50	*ND< 120*	*ND< 1000*	ND< 50	*ND< 1000*	*ND< 500*	*ND< 500*	*ND< 120*	ND< 5	ND< 5	ND< 5	ND< 50	ND< 50	ND< 0.5
Bromoform	50*	*ND< 500*	ND< 50	ND< 50	*ND< 120*	*ND< 1000*	ND< 50	*ND< 1000*	*ND< 500*	*ND< 500*	*ND< 120*	21	1.9 J	ND< 5	ND< 50	ND< 50	ND< 0.5
Bromomethane	5	*ND< 500*	*ND< 50*	ND< 50	*ND< 120*	*ND< 1000*	*ND< 50*	*ND< 1000*	*ND< 500*	*ND< 500*	*ND< 120*	ND< 5	ND< 5	ND< 5	ND< 50	*ND< 50*	ND< 0.5
Carbon disulfide	60*	*ND< 500*	ND< 50	ND< 50	*ND< 120*	*ND< 1000*	ND< 50	*ND< 1000*	*ND< 500*	*ND< 500*	*ND< 120*	28	1.5 J	ND< 5	ND< 50	ND< 50	ND< 0.5
Carbon tetrachloride	5	*ND< 500*	*ND< 50*	*ND< 50*	*ND< 120*	*ND< 1000*	*ND< 50*	*ND< 1000*	*ND< 500*	*ND< 500*	*ND< 120*	ND< 5	ND< 5	ND< 5	**83**	**25 J**	4.4
Chlorobenzene	5	*ND< 500*	*ND< 50*	*ND< 50*	*ND< 120*	*ND< 1000*	*ND< 50*	*ND< 1000*	*ND< 500*	*ND< 500*	*ND< 120*	1.4 J	ND< 5	0.99 J	ND< 50	*ND< 50*	ND< 0.5
Chloroethane	5	**250 J**	**410**	**310**	**110**	*ND< 1000*	**1,400**	**1,300**	**1,500**	**1,000**	*ND< 120*	**1,900**	**890**	**1,300**	**1,400**	**740**	**280**
Chloroform	7	*ND< 500*	*ND< 50*	*ND< 50*	*ND< 120*	*ND< 1000*	*ND< 50*	*ND< 1000*	*ND< 500*	*ND< 500*	*ND< 120*	ND< 5	2.6 J	1.6 J	ND< 50	*ND< 50*	ND< 0.5
Chloromethane	5	*ND< 500*	*ND< 50*	*ND< 50*	*ND< 120*	*ND< 1000*	*ND< 50*	*ND< 1000*	*ND< 500*	*ND< 500*	*ND< 120*	ND< 5	ND< 5	ND< 5	ND< 50	*ND< 50*	ND< 0.5
cis-1,2-Dichloroethylene	5	**2,600 J**	**3,700**	**880 J**	**1,800**	**4,600**	**15,000**	**16,000**	**20,000**	**22,000**	**21,000**	**22,000**	**9,900**	**15,000**	**9,400 HT-01R**	**6,300**	**1,300**
cis-1,3-Dichloropropylene	0.4+	*ND< 500*	*ND< 50*	*ND< 50*	*ND< 120*	*ND< 1000*	*ND< 50*	*ND< 1000*	*ND< 500*	*ND< 500*	*ND< 120*	*ND< 5*	*ND< 5*	*ND< 5*	*ND< 50*	*ND< 50*	*ND< 0.5*
Cyclohexane	NS	*na*	*na*	*na*	*na*	*na*	*na*	*na*	*na*	*na*	*na*	*na*	*na*	na	na	ND< 50	ND< 0.5
Dibromochloromethane	50*	*ND< 500*	ND< 50	ND< 50	*ND< 120*	*ND< 1000*	ND< 50	*ND< 1000*	*ND< 500*	*ND< 500*	*ND< 120*	ND< 5	ND< 5	ND< 5	ND< 50	*ND< 50*	ND< 0.5
Dichlorodifluoromethane	5	*ND< 500*	*ND< 50*	*ND< 50*	*ND< 120*	*ND< 1000*	**26 J**	*ND< 1000*	*ND< 500*	*ND< 500*	*ND< 120*	**60**	**35**	**43**	**40 J**	*ND< 50*	**24**
Ethyl Benzene	5	**420 J**	**170**	**100**	**39**	**72 J**	**310**	ND< 1000	**320 J**	**220 J**	**140**	**170**	**84**	**130**	**180**	**48 J**	**18**
Isopropylbenzene	5	*ND< 500*	**9.1 J**	**5.7 J**	*ND< 120*	*ND< 1000*	**9.8 J**	*ND< 1000*	*ND< 500*	*ND< 500*	*ND< 120*	**5.3**	2.8 J	4.4 J	ND< 50	*ND< 50*	1.2
Methyl acetate	NS	*na*	*na*	*na*	*na*	*na*	*na*	*na*	*na*	*na*	*na*	*na*	*na*	na	na	ND< 50	ND< 0.5
Methyl tert-butyl ether (MTBE)	10*	*ND< 500*	*ND< 50*	*ND< 50*	ND< 120	*ND< 1000*	*ND< 50*	*ND< 1000*	*ND< 500*	*ND< 500*	*ND< 120*	ND< 5	ND< 5	ND< 5	ND< 50	*ND< 50*	ND< 0.5
Methylcyclohexane	NS	*na*	*na*	*na*	*na*	*na*	*na*	*na*	*na*	*na*	*na*	*na*	*na*	na	na	ND< 50	4.9
Methylene chloride	5	*ND< 660*	1.2 B,J	**13 B,J**	4.2	*ND< 2000*	**34 J,B**	**11 B**	**5.4 J,B**	**580 J**	*ND< 250*	**9.1 J**	3.4 J	4.6 J	ND< 100	ND< 200	1.2 J
o-Xylene	5	**810 J**	**620**	**250**	**49**	**130 J**	**780**	**360 J**	**800**	**600**	**350**	**360 J**	**180**	**280**	**450**	**150**	**29**
p- & m- Xylenes	5	**2,400 J**	**1,500**	**240 J**	**110**	**320 J**	**1,700**	**770 J**	**1,900**	**1,400**	**860**	**960 J**	**380**	**720**	**1100**	**280**	**14**
Styrene	5	*ND< 500*	*ND< 50*	*ND< 50*	*ND< 120*	*ND< 1000*	*ND< 50*	*ND< 1000*	*ND< 500*	*ND< 500*	*ND< 120*	ND< 5	ND< 5	ND< 5	ND< 50	*ND< 50*	ND< 0.5
Tetrachloroethylene	5	**12,000 J**	**9,100**	**3,500**	**1400**	**2500**	**15,000**	**5,500**	**19,000**	**10,000**	**3,900**	**2,300**	**680**	**430**	**1300**	**280**	**76**
Toluene	5	**920 J**	**650**	**270**	**84**	**150 J**	**830**	**510 J**	**1,100**	**770**	**440**	**540**	**250**	**410**	**570**	**140**	**35**
trans-1,2-Dichloroethylene	5	*ND< 500*	*ND< 50*	*ND< 50*	*ND< 120*	*ND< 1000*	**19 J**	*ND< 1000*	*ND< 500*	*ND< 500*	*ND< 120*	**160**	**5.9**	**12**	ND< 50	*ND< 50*	4.9
trans-1,3-Dichloropropylene	0.4+	*ND< 500*	*ND< 50*	*ND< 50*	*ND< 120*	*ND< 1000*	*ND< 50*	*ND< 1000*	*ND< 500*	*ND< 500*	*ND< 120*	*ND< 5*	*ND< 5*	*ND< 5*	*ND< 50*	*ND< 50*	*ND< 0.5*
Trichloroethylene	5	**320 J**	**990**	**360**	**110**	**540 J**	**2,600**	**560 J**	**1,400**	**680**	**210**	**280 J**	**490**	**630**	**1200**	**300**	**89**
Trichlorofluoromethane (freon 11)	5	**94 J**	**18 J**	*ND< 50*	*ND< 120*	*ND< 1000*	*ND< 50*	*ND< 1000*	*ND< 500*	*ND< 500*	*ND< 120*	**9.3**	1.4 J	**5.5 J**	ND< 50	*ND< 50*	1.4
Vinyl Chloride	2	*ND< 500*	**16 J**	**13 J**	*ND< 120*	*ND< 1000*	**200**	**320 J**	**120 J**	**150 J**	**310**	**1,200**	**1,500**	**2,000**	**1800**	**1100**	**480**
Total VOC concentration	NS	32,264.0	22,867.0	7,121.7	14,344.6	11,352.0	44,423.0	29,865.0	58,151.9	45,390.0	30,515.0	35,791.4	16,436.2	24,329.2	20,133.0	11,233.0	2,838.6
Total CVOC concentration	NS	27,714.0	19,908.2	6,256.0	14,054.2	10,680.0	40,565.2	28,211.0	54,025.4	41,510.0	28,670.0	32,813.1	15,448.1	22,767.8	17,833.0	10,375.0	2,732.7
Total Petro-VOC concentration	NS	4,550.0	2,958.8	865.7	282.0	672.0	3,647.8	1,640.0	4,120.0	2,990.0	1,790.0	2,059.3	906.3	1,561.4	2,300.0	618.0	101.0
Other VOC concentration	NS	0.0	0.0	0.0	8.4	0.0	210.0	14.0	6.5	890.0	55.0	919.0	81.8	0.0	0.0	240.0	4.9

LaBella
Powered by partnership.

Table 3
Historical Groundwater Analytical Results Summary
136 Fuller Road, Albany, New York
NYSDEC BCP Site # C401055

Sample Location	NYSDEC TOGS Standards and Guidance Values	MW30															
Sample ID: FRMW (Fuller Rd Monitoring Well)-Well ID# (approx. depth to well bottom) and (Screen Interval)		FRMW-MW30-X20 (10-20')															
Sample Date		12/15/14	03/17/15	06/25/15	09/16/15	11/30/15	03/03/16	05/26/16	09/29/16	10/31/16	12/1/2016	3/28/2017	6/28/2017	9/29/2017	12/11/2017	3/29/2018	6/13/2018
Lab Sample ID		14L0667-05	15C0563-08	15F1052-10	15I0617-05	15L0018-05	16C0192-05	16E1165-07	16I1131-03	16K0022-03	16L0074-03	17C1158-05	17F1193-09	17J0005-06	17L0427-03	18C1190-05	18F0674-06
Groundwater Elevation (ft. amsl)		239.79	240.08	241.00	240.54	240.53	242.07	241.53	242.87	242.92	241.89	242.31	241.66	240.75	240.95	242.02	242.18
Analyte	ppb	ppb	ppb	ppb	ppb	ppb	ppb	ppb	ppb	ppb	ppb	ppb	ppb	ppb	ppb	ppb	ppb
1,1,1-Trichloroethane	5	**35**	**27.0**	**42**	**26**	**33**	**24**	**21**	**16**	**15**	**20**	**12**	**20**	**12**	**11**	**6.9**	ND< 10
1,1,2,2-Tetrachloroethane	5	ND< 0.5	ND< 0.5	ND< 0.5	ND< 0.2	ND< 0.2	ND< 0.2	ND< 0.5	ND< 0.20	ND< 0.20	ND< 1	ND< 0.20	ND< 4.0	ND< 2.0	ND< 0.20	ND< 0.20	ND< 10
1,1,2-Trichloro-1,2,2-trifluoroethane	5	ND< 0.5	ND< 0.5	ND< 0.5	ND< 0.2	ND< 0.2	ND< 0.2	ND< 0.5	ND< 0.20	ND< 0.20	ND< 1	ND< 0.20	ND< 4.0	ND< 2.0	ND< 0.20	ND< 0.20	ND< 10
1,1,2-Trichloroethane	1	ND< 0.5	ND< 0.5	ND< 0.5	ND< 0.2	ND< 0.2	ND< 0.2	ND< 0.5	ND< 0.20	ND< 0.20	ND< 1	ND< 0.20	ND< 4.0	ND< 2.0	ND< 0.20	ND< 0.20	ND< 10
1,1-Dichloroethane	5	**530**	**160**	**360**	**370 D**	**390**	**320 D**	**240**	**250**	**230**	**260**	**150**	**150**	**170**	**240**	**170**	**160**
1,1-Dichloroethylene	5	**61**	**20.0**	**63**	**61**	**66**	**61**	**55**	**41**	**44**	**38**	**36**	**49**	**52**	**27**	**22**	**15 J**
1,2,3-Trichlorobenzene	5	ND< 0.5	ND< 0.5	ND< 0.5	ND< 0.2	ND< 0.2	ND< 0.2	ND< 0.5	ND< 0.20	ND< 0.20	ND< 1	ND< 0.20	ND< 4.0	ND< 2.0	ND< 0.20	ND< 0.20	ND< 10
1,2,4-Trichlorobenzene	5	ND< 0.5	ND< 0.5	ND< 0.5	ND< 0.2	ND< 0.2	ND< 0.2	ND< 0.5	ND< 0.20	ND< 0.20	ND< 1	ND< 0.20	ND< 4.0	ND< 2.0	ND< 0.20	ND< 0.20	ND< 10
1,2-Dibromo-3-chloropropane	0.04	*ND< 0.5*	*ND< 2*	*ND< 0.5*	*ND< 0.2*	*ND< 0.2*	*ND< 0.2*	*ND< 0.5*	*ND< 0.20*	ND< 0.20	*ND< 1*	*ND<* 0.20	*ND<* 4.0	***260***	*ND< 0.20*	ND< 0.20	*ND< 10*
1,2-Dibromoethane	0.0006	*ND< 0.5*	*ND< 0.5*	*ND< 0.5*	*ND< 0.2*	*ND< 0.2*	*ND< 0.2*	*ND< 0.5*	*ND< 0.20*	ND< 0.20	ND< 1	ND< 0.20	ND< 4.0	*ND< 2.0*	*ND< 0.20*	ND< 0.20	*ND< 10*
1,2-Dichlorobenzene	3	ND< 0.5	ND< 0.5	ND< 0.5	ND< 0.2	ND< 0.2	ND< 0.2	ND< 0.5	ND< 0.20	ND< 0.20	ND< 1	ND< 0.20	ND< 4.0	ND< 2.0	ND< 0.20	ND< 0.20	ND< 10
1,2-Dichloroethane	0.6	ND< 0.5	**2.5**	**2.1**	**2.1**	**1.3**	ND< 0.2	**1.5**	**1.3**	ND< 0.20	*ND< 1*	**0.86**	ND< 4.0	ND< 2.0	**1.2**	**1.1**	ND< 10
1,2-Dichloropropane	1	ND< 0.5	ND< 0.5	ND< 0.5	ND< 0.2	ND< 0.2	ND< 0.2	ND< 0.5	ND< 0.20	ND< 0.20	ND< 1	ND< 0.20	ND< 4.0	ND< 2.0	ND< 0.20	ND< 0.20	ND< 10
1,3-Dichlorobenzene	3	ND< 0.5	ND< 0.5	ND< 0.5	ND< 0.2	ND< 0.2	ND< 0.2	ND< 0.5	ND< 0.20	ND< 0.20	ND< 1	ND< 0.20	ND< 4.0	ND< 2.0	ND< 0.20	ND< 0.20	ND< 10
1,4-Dichlorobenzene	3	ND< 0.5	ND< 0.5	ND< 0.5	ND< 0.2	ND< 0.2	ND< 0.2	*ND< 0.5*	ND< 0.20	ND< 0.20	ND< 1	ND< 0.20	ND< 4.0	ND< 2.0	ND< 0.20	ND< 0.20	ND< 10
2-Butanone	50*	ND< 0.5	ND< 2	ND< 0.5	ND< 0.2	ND< 0.2	ND< 0.8	*ND< 0.5*	ND< 0.20	ND< 0.20	ND< 1	ND< 0.20	ND< 4.0	ND< 2.0	ND< 0.20	ND< 0.20	ND< 10
2-Hexanone	50*	ND< 0.5	ND< 0.5	ND< 0.5	ND< 0.2	ND< 0.2	ND< 0.2	ND< 0.5	ND< 0.20	ND< 0.20	ND< 1	ND< 0.20	ND< 4.0	ND< 2.0	ND< 0.20	ND< 0.20	ND< 10
Methyl isobutyl ketone (4-Methyl-2-pentanone)	NS	ND< 0.5	ND< 0.5	ND< 0.5	ND< 0.2	ND< 0.2	ND< 0.2	*ND< 0.5*	ND< 0.20	ND< 0.20	ND< 1	ND< 0.20	ND< 4.0	ND< 2.0	ND< 0.20	ND< 0.20	ND< 10
Acetone	50*	ND< 2	ND< 2	ND< 2	ND< 1	1.5 J	ND< 1	2.2 SCAL-E	ND< 1	ND< 1	ND< 5	1.1 SCAL-E	**30 J**	13 J	ND< 1.0	ND< 1.0	ND< 50
Benzene	1	**4.2**	**3.1**	**3**	**3.2**	**2.6**	**2.1**	**2.5**	**2.1**	**1.9**	**1.8** J	**1.4**	ND< 4.0	ND< 2.0	**1.5**	**1.6**	ND< 10
Bromochloromethane	5	ND< 0.5	ND< 0.5	ND< 0.5	ND< 0.2	ND< 0.2	ND< 0.2	ND< 0.5	ND< 0.20	ND< 0.20	ND< 1	ND< 0.20	ND< 4.0	ND< 2.0	ND< 0.20	ND< 0.20	ND< 10
Bromodichloromethane	50*	ND< 0.5	ND< 0.5	ND< 0.5	ND< 0.2	ND< 0.2	ND< 0.2	ND< 0.5	ND< 0.20	ND< 0.20	ND< 1	ND< 0.20	ND< 4.0	ND< 2.0	ND< 0.20	ND< 0.20	ND< 10
Bromoform	50*	ND< 0.5	ND< 0.5	ND< 0.5	ND< 0.2	ND< 0.2	ND< 0.2	*ND< 0.5*	ND< 0.20	ND< 0.20	ND< 1	ND< 0.20	ND< 4.0	ND< 2.0	ND< 0.20	ND< 0.20	ND< 10
Bromomethane	5	ND< 0.5	ND< 0.5	ND< 0.5	ND< 0.2	ND< 0.2	ND< 0.2	*ND< 0.5*	ND< 0.20	ND< 0.20	ND< 1	ND< 0.20	ND< 4.0	ND< 2.0	ND< 0.20	ND< 0.20	ND< 10
Carbon disulfide	60*	ND< 0.5	ND< 0.5	ND< 0.5	0.35 J	ND< 0.2	0.72	ND< 0.5	ND< 0.20	ND< 0.20	ND< 1	ND< 0.20	ND< 4.0	ND< 2.0	ND< 0.20	ND< 0.20	ND< 10
Carbon tetrachloride	5	ND< 0.5	ND< 0.5	ND< 0.5	ND< 0.2	ND< 0.2	ND< 0.2	*ND< 0.5*	ND< 0.20	ND< 0.20	ND< 1	ND< 0.20	ND< 4.0	ND< 2.0	ND< 0.20	ND< 0.20	ND< 10
Chlorobenzene	5	ND< 0.5	ND< 0.5	ND< 0.5	ND< 0.2	ND< 0.2	ND< 0.2	*ND< 0.5*	ND< 0.20	ND< 0.20	ND< 1	ND< 0.20	ND< 4.0	ND< 2.0	ND< 0.20	ND< 0.20	ND< 10
Chloroethane	5	**370**	**140**	**230**	**270 D**	**180**	**180 D**	**130**	**160**	**120**	**120** CCV-E	**94**	**55**	**97**	**150**	**130**	**150**
Chloroform	7	ND< 0.5	ND< 0.5	ND< 0.5	ND< 0.2	ND< 0.2	ND< 0.2	0.22 J	ND< 0.20	ND< 0.20	ND< 1	ND< 0.2	ND< 4.0	ND< 2.0	ND< 0.20	ND< 0.20	ND< 10
Chloromethane	5	ND< 0.5	ND< 0.5	ND< 0.5	ND< 0.2	ND< 0.2	ND< 0.2	*ND< 0.5*	ND< 0.20	3.1	ND< 1	ND< 0.2	ND< 4.0	ND< 2.0	ND< 0.20	ND< 0.20	ND< 10
cis-1,2-Dichloroethylene	5	**1600**	**1400**	**1200**	**1300 D**	**1200**	**1100 D**	**830**	**780**	**860**	**760**	**490**	**460**	**440**	**580**	**360**	**310**
cis-1,3-Dichloropropylene	0.4+	*ND< 0.5*	ND< *0.5*	ND< *0.5*	ND< *0.2*	ND< *0.2*	ND< *0.2*	*ND< 0.5*	ND< 0.20	ND< 0.20	*ND< 1*	*ND< 0.20*	*ND< 4.0*	*ND< 2.0*	*ND< 0.20*	*ND< 0.20*	*ND< 10*
Cyclohexane	NS	ND< 0.5	ND< 0.68	ND< 0.5	ND< 0.2	ND< 0.2	0.45 J	*ND< 0.5*	ND< 0.20	0.20 J	ND< 1	ND< 0.20	ND< 4.0	ND< 2.0	ND< 0.20	0.29 J	ND< 10
Dibromochloromethane	50*	ND< 0.5	ND< 0.5	ND< 0.5	ND< 0.2	ND< 0.2	ND< 0.2	*ND< 0.5*	ND< 0.20	ND< 0.20	ND< 1	ND< 0.20	ND< 4.0	ND< 2.0	ND< 0.20	ND< 0.20	ND< 10
Dichlorodifluoromethane	5	**24**	**22 ICV-E**	**32**	**46**	**55**	**44 D**	**32**	**30**	**33**	**20**	**23**	**52**	**42**	**35**	**28**	ND< 10
Ethyl Benzene	5	**14**	**16.0**	**11**	**9.6**	**10**	**6.7**	**5.6**	4.7	3.6	3.40	2.6	ND< 4.0	ND< 2.0	2.2	2.8	ND< 10
Isopropylbenzene	5	0.7	0.96	0.72	0.61	0.81	0.51	0.43 J	0.33 J	0.29 J	ND< 1	0.23 J	ND< 4.0	ND< 2.0	0.23 J	0.29 J	ND< 10
Methyl acetate	NS	ND< 0.5	ND< 0.5	ND< 0.5	ND< 0.2	ND< 0.2	ND< 0.2	*ND< 0.5*	ND< 0.20	ND< 0.20	ND< 1	ND< 0.20	ND< 4.0	ND< 2.0	ND< 0.20	ND< 0.20	ND< 10
Methyl tert-butyl ether (MTBE)	10*	ND< 0.5	ND< 0.5	ND< 0.5	ND< 0.2	ND< 0.2	ND< 0.2	*ND< 0.5*	ND< 0.20	ND< 0.20	ND< 1	ND< 0.20	ND< 4.0	ND< 2.0	ND< 0.20	ND< 0.20	ND< 10
Methylcyclohexane	NS	ND< 0.5	4.1	3.4	1.90	3.70	2.40	2.8	1.7	ND< 0.20	1.6 J	1.6	ND< 4.0	ND< 2.0	1.4	ND< 0.20	ND< 10
Methylene chloride	5	2.8 B	ND< 2	ND< 2	ND< 1	ND< 1	ND< 1	*ND< 0.5*	ND< 1	ND< 1	ND< 5	ND< 1.0	ND< 20	ND< 10	ND< 1.0	ND< 1.0	ND< 50
o-Xylene	5	**24**	**14.00**	**14**	**13**	**12**	**10**	**8.9**	**8.6**	**6.7**	**6.4**	**5.0**	ND< 4.0	2.9 J	3.7	**5.2**	ND< 10
p- & m- Xylenes	5	**17**	**10.0**	**8.8**	**10**	**8.1**	**5.4**	4.6	4.9	3.0	2.8 J	2.0	ND< 10	ND< 5.0	1.8	2.3	ND< 25
Styrene	5	ND< 0.5	ND< 0.5	ND< 0.5	ND< 0.2	ND< 0.2	ND< 0.2	*ND< 0.5*	ND< 0.20	ND< 0.20	ND< 1	ND< 0.20	ND< 4.0	ND< 2.0	ND< 0.20	ND< 0.20	ND< 10
Tetrachloroethylene	5	**48**	**66 SCAL-E**	**100**	**110**	**120**	**92 D**	**73 CCV-E**	**44** CCV-E	**59** CCV-E, ICV-E	**85** SCAL-E	**110** SCAL-E	**130**	**75 B**	**43**	**32**	**21 QL-02, J**
Toluene	5	**32**	**22.00**	**18**	**23**	**15**	**11**	**13**	**12**	**8.2**	**7.8**	**6.8**	ND< 4.0	5.0	4.4	**5.9**	ND< 10
trans-1,2-Dichloroethylene	5	2.3	3.40	**12**	**49**	**12**	**15**	**6.6**	**12**	**10**	1.4 J	**11**	ND< 4.0	ND< 2.0	**5.6**	**2.6**	ND< 10
trans-1,3-Dichloropropylene	0.4+	*ND< 0.5*	*ND< 0.5*	*ND< 0.5*	ND< 0.2	ND< 0.2	ND< 0.2	*ND< 0.5*	ND< 0.20	ND< 0.20	ND< 1	ND< 0.20	ND< 4.0	ND< 2.0	ND< 0.20	ND< 0.20	ND< 10
Trichloroethylene	5	**61**	**89.0**	**170**	**280 D**	**540**	**420 D**	**320**	**260**	**270**	**400.0** D	**240**	**470**	**410**	**420**	**380**	**320 QL-02**
Trichlorofluoromethane (freon 11)	5	ND< 0.5	ND< 0.5	**11**	4.9	**8.3**	**6.0**	**6.3**	ND< 0.20	4.8	5.0 D	3.9	**9.8 J**	4.5 J	4.3	2.3	ND< 10
Vinyl Chloride	2	**610**	**290.00**	**320**	**550 D**	**420**	**350 D**	**280**	**330**	**240 CCV-E**	**240**	ND< 10	**79**	**140**	**260**	**140**	**160 CCV-E**
Total VOC concentration	NS	3,436.0	2,268.1	2,601.0	3,130.7	3,079.3	2,651.3	2,035.7	1,958.6	1,912.8	1,973.2	1,191.5	1,504.8	1,723.4	1,792.3	1,293.3	1,136.0
Total CVOC concentration	NS	3,344.1	2,197.9	2,542.1	3,069.0	3,025.6	2,612.0	1,995.6	1,924.3	1,888.9	1,949.4	1,170.8	1,474.8	1,702.5	1,777.1	1,274.9	1,136.0
Total Petro-VOC concentration	NS	91.9	66.1	55.5	59.4	48.5	35.7	35.0	32.6	23.7	22.2	18.0	0.0	7.9	13.8	18.1	0.0
Other VOC concentration	NS	0.0	4.1	3.4	2.3	5.2	3.6	5.0	1.7	0.2	1.6	2.7	30.0	13.0	1.4	0.3	0.0

LaBella
Powered by partnership.

Table 3
Historical Groundwater Analytical Results Summary
136 Fuller Road, Albany, New York
NYSDEC BCP Site # C401055

Sample Location	NYSDEC TOGS Standards and Guidance Values	MW30													
Sample ID: FRMW (Fuller Rd Monitoring Well)-Well ID# (approx. depth to well bottom) and (Screen Interval)		FRMW-MW30-X20 (10-20')													
Sample Date		9/6/2018	12/6/2018	3/5/2019	6/11/2019	9/17/2019	12/17/2019	3/16/2020	6/11/2020	8/27/2020	12/14/2020	3/12/2021	3/12/2021 (duplicate	6/16/2021	9/29/2021
Lab Sample ID		18I0297-03	18L0310-03	19C0144-03	19F0430-10	19I0905-04	19L0806-04	20C0746-03	20F0477-10	20H1134-04	20L0785-04	21C0753-05	21C0753-08	21F0819-10	21J0004-04
Groundwater Elevation (ft. amsl)		242.34	243.95	244.02	239.28	240.57	242.62	242.23	242.46	243.46	242.49	243.55	243.55	243.72	243.80
Analyte	ppb	ppb	ppb	ppb	ppb	ppb	ppb	ppb	ppb	ppb	ppb	ppb	ppb	ppb	ppb
1,1,1-Trichloroethane	5	3.8	**5.7**	**11**	**7.9**	**54**	**160**	25	18	**7.6**	**6.1**	5.3	5.8	7.5	**9.0**
1,1,2,2-Tetrachloroethane	5	ND< 0.40	ND< 0.40	ND< 0.40	ND< 0.20	ND< 0.20	ND< 2.5	ND< 0.20	ND< 0.20	ND< 2.5	ND< 0.20	ND< 0.20	ND< 0.20	ND< 0.20	ND< 0.20
1,1,2-Trichloro-1,2,2-trifluoroethane	5	ND< 0.40	ND< 0.40	ND< 0.40	ND< 0.20	ND< 0.20	ND< 2.5	ND< 0.20	ND< 0.20	ND< 2.5	ND< 0.20	ND< 0.20	ND< 0.20	ND< 0.20	ND< 0.20
1,1,2-Trichloroethane	1	ND< 0.40	ND< 0.40	ND< 0.40	ND< 0.20	0.63	*ND< 2.5*	ND< 0.20	ND< 0.20	ND< 2.5	**1.6**	ND< 0.20	ND< 0.20	**3.5**	ND< 0.20
1,1-Dichloroethane	5	**160**	**150**	**160**	**82**	**290**	**130**	210	**250**	**250**	**180**	240	260	**170**	**170**
1,1-Dichloroethylene	5	**11**	**19**	**22**	**18**	**86**	**23**	29 ICV-E	**30**	**24**	ND< 0.20	25	25	**28**	**20**
1,2,3-Trichlorobenzene	5	ND< 0.40	ND< 0.40	ND< 0.40	ND< 0.20	ND< 0.20	ND< 2.5	ND< 0.20	ND< 0.20	ND< 2.5	na	ND< 0.20	ND< 0.20	ND< 0.20	ND< 0.20
1,2,4-Trichlorobenzene	5	ND< 0.40	ND< 0.40	ND< 0.40	ND< 0.20	ND< 0.20	ND< 2.5	ND< 0.20	ND< 0.20	ND< 2.5	ND< 0.20	ND< 0.20	ND< 0.20	ND< 0.20	ND< 0.20
1,2-Dibromo-3-chloropropane	0.04	*ND< 0.40*	*ND< 0.40*	*ND< 0.40*	*ND< 0.20*	*ND< 0.20*	*ND< 2.5*	*ND< 0.20*	*ND< 0.20*	*ND< 2.5*	*ND< 0.20*	*ND< 0.20*	*ND< 0.20*	*ND< 0.20*	*ND< 0.20*
1,2-Dibromoethane	0.0006	*ND< 0.40*	*ND< 0.40*	*ND< 0.40*	*ND< 0.20*	*ND< 0.20*	*ND< 2.5*	*ND< 0.20*	*ND< 0.20*	*ND< 2.5*	*ND< 0.20*	*ND< 0.20*	*ND< 0.20*	*ND< 0.20*	*ND< 0.20*
1,2-Dichlorobenzene	3	ND< 0.40	ND< 0.40	ND< 0.40	ND< 0.20	ND< 0.20	ND< 2.5	ND< 0.20	ND< 0.20	ND< 2.5	na	ND< 0.20	ND< 0.20	ND< 0.20	ND< 0.20
1,2-Dichloroethane	0.6	**1**	**0.72 J**	**0.78 J**	0.34 J	**2.9**	ND< 2.5	2.4	2.6	**2.8 J**	**3.4**	3.4	3.3	2.6	**2.8**
1,2-Dichloropropane	1	ND< 0.40	ND< 0.40	ND< 0.40	ND< 0.20	ND< 0.20	*ND< 2.5*	ND< 0.20	ND< 0.20	*ND< 2.5*	ND< 0.20	ND< 0.20	ND< 0.20	ND< 0.20	ND< 0.20
1,3-Dichlorobenzene	3	ND< 0.40	ND< 0.40	ND< 0.40	ND< 0.20	ND< 0.20	ND< 2.5	ND< 0.20	ND< 0.20	ND< 2.5	na	ND< 0.20	ND< 0.20	ND< 0.20	ND< 0.20
1,4-Dichlorobenzene	3	ND< 0.40	ND< 0.40	ND< 0.40	ND< 0.20	ND< 0.20	ND< 2.5	ND< 0.20	ND< 0.20	ND< 2.5	na	ND< 0.20	ND< 0.20	ND< 0.20	ND< 0.20
2-Butanone	50*	30	ND< 0.40	ND< 0.40	ND< 0.20	ND< 0.20	ND< 2.5	ND< 0.20	ND< 0.20	ND< 2.5	ND< 0.20	ND< 0.20	ND< 0.20	ND< 0.20	ND< 0.20
2-Hexanone	50*	ND< 0.40	ND< 0.40	ND< 0.40	ND< 0.20	ND< 0.20	ND< 2.5	ND< 0.20	ND< 0.20	ND< 5.0	ND< 0.20	ND< 0.20	ND< 0.20	ND< 0.20	ND< 0.20
Methyl isobutyl ketone (4-Methyl-2-pentanone)	NS	ND< 0.40	ND< 0.40	ND< 0.40	ND< 0.20	ND< 0.20	ND< 2.5	ND< 0.20	ND< 0.20	ND< 2.5	ND< 0.20	ND< 0.20	ND< 0.20	ND< 0.20	ND< 0.20
Acetone	50*	ND< 2.0	ND< 2.0	ND< 2.0	ND< 1.00	1.8 CCV-E,J	ND< 5.0	ND< 1.0	ND< 1.0	ND< 2.5	1.7 J	ND< 1	ND< 1	ND< 1	1.0 J
Benzene	1	**1.4**	**1.1**	**1.3**	0.46 J	**2.8**	*ND< 2.5*	1.7	1.9	*ND< 2.5*	**2.7**	2.4	2.3	2.1	**2.0**
Bromochloromethane	5	ND< 0.40	ND< 0.40	ND< 0.40	ND< 0.20	ND< 0.20	ND< 2.5	ND< 0.20	ND< 0.20	ND< 2.5	na	ND< 0.20	ND< 0.20	ND< 0.20	ND< 0.20
Bromodichloromethane	50*	ND< 0.40	ND< 0.40	ND< 0.40	ND< 0.20	ND< 0.20	ND< 2.5	ND< 0.20	ND< 0.20	ND< 2.5	ND< 0.20	ND< 0.20	ND< 0.20	ND< 0.20	ND< 0.20
Bromoform	50*	ND< 0.40	ND< 0.40	ND< 0.40	ND< 0.20	ND< 0.20	ND< 2.5	ND< 0.20	ND< 0.20	ND< 2.5	ND< 0.20	ND< 0.20	ND< 0.20	ND< 0.20	ND< 0.20
Bromomethane	5	ND< 0.40	ND< 0.40	ND< 0.40	ND< 0.20	ND< 0.20	ND< 2.5	ND< 0.20	ND< 0.20	ND< 2.5	ND< 0.20	ND< 0.20	ND< 0.20	ND< 0.20	ND< 0.20
Carbon disulfide	60*	ND< 0.40	ND< 0.40	ND< 0.40	ND< 0.20	ND< 0.20	ND< 2.5	ND< 0.20	0.71	ND< 2.5	ND< 0.20	ND< 0.20	ND< 0.20	ND< 0.20	ND< 0.20
Carbon tetrachloride	5	ND< 0.40	ND< 0.40	ND< 0.40	ND< 0.20	ND< 0.20	ND< 2.5	ND< 0.20	ND< 0.20	ND< 2.5	ND< 0.20	ND< 0.20	ND< 0.20	ND< 0.20	ND< 0.20
Chlorobenzene	5	ND< 0.40	ND< 0.40	ND< 0.40	ND< 0.20	ND< 0.20	ND< 2.5	ND< 0.20	ND< 0.20	ND< 2.5	ND< 0.20	ND< 0.20	ND< 0.20	ND< 0.20	ND< 0.20
Chloroethane	5	**130**	**98**	**84**	**35**	**130 CCV-E**	**61**	120 ICV-E	140	*ND< 250*	**170**	190	180	160	**150**
Chloroform	7	2.9	ND< 0.40	ND< 0.40	ND< 0.20	ND< 0.20	ND< 2.5	ND< 0.20	ND< 0.20	ND< 2.5	ND< 0.20	ND< 0.20	ND< 0.20	ND< 0.20	ND< 0.20
Chloromethane	5	ND< 0.40	ND< 0.40	ND< 0.40	**6.3**	ND< 0.20	ND< 2.5	ND< 0.20	0.25 CCV-E, ICV-E	ND< 2.5	ND< 0.20	ND< 0.20	ND< 0.20	ND< 0.20	1.8
cis-1,2-Dichloroethylene	5	**280**	**360**	**410**	**220**	**1,700**	**790**	1,300	1,700	NA	**1,100**	1,500	1,500	950	**870**
cis-1,3-Dichloropropylene	0.4*	ND< 0.40	ND< 0.40	ND< 0.40	ND< 0.20	ND< 0.20	*ND< 2.5*	ND< 0.20	ND< 0.20	*ND< 2.5*	ND< 0.20	ND< 0.20	ND< 0.20	ND< 0.20	ND< 0.20
Cyclohexane	NS	ND< 0.40	ND< 0.40	ND< 0.40	ND< 0.20	ND< 0.20	ND< 2.5	ND< 0.20	0.30 CCV-E, ICV-E	ND< 2.5	na	0.81	0.84	0.56	0.55
Dibromochloromethane	50*	ND< 0.40	ND< 0.40	ND< 0.40	ND< 0.20	ND< 0.20	ND< 2.5	ND< 0.20	ND< 0.20	ND< 2.5	ND< 0.20	ND< 0.20	ND< 0.20	ND< 0.20	ND< 0.20
Dichlorodifluoromethane	5	**25**	**18**	**20**	**30**	**5.8 CCV-E**	**13**	7.6	10 CCV-E	**4.0 J**	**6.9** CCV-E	14 CCV-E, ICV-E	13 CCV-E, ICV-E	8.3	3.7
Ethyl Benzene	5	1.7	1.3	2	2.4	**5.0**	ND< 2.5	2.1	1.4	ND< 2.5	1.4	1.7	1.8	1.4	1.0
Isopropylbenzene	5	ND< 0.40	ND< 0.40	ND< 0.40	0.46 J	1.8	ND< 2.5	0.65	0.64	ND< 2.5	0.44 J	0.53	0.55	0.53	0.37 J
Methyl acetate	NS	ND< 0.40	ND< 0.40	ND< 0.40	ND< 0.20	ND< 0.20	ND< 2.5	ND< 0.20	ND< 0.20	*ND< 2.5*	na	ND< 0.20	ND< 0.20	ND< 0.20	ND< 0.20
Methyl tert-butyl ether (MTBE)	10*	ND< 0.40	ND< 0.40	ND< 0.40	ND< 0.20	ND< 0.20	ND< 2.5	ND< 0.20	ND< 0.20	*ND< 2.5*	ND< 0.2	ND< 0.20	ND< 0.20	ND< 0.20	ND< 0.20
Methylcyclohexane	NS	0.96 J	0.96 J	1.2	1.2	9.0	ND< 2.5	3.2	2.5	ND< 5.0	na	5.1	5.1	3.7	2.1
Methylene chloride	5	ND< 2.0	ND< 2.0	ND< 2.0	ND< 0.20	ND< 1.0	ND< 2.5	ND< 0.20	ND< 1.0	ND< 2.5	1.6 J	1.6 J, B	1.3 J, B	1.1 J	ND< 1.0
o-Xylene	5	3.9	2.8	3.7	1.4	**7.1**	**5.6**	5.6	5.9	3.9 J	**6.8**	6.2	6.3	5.3	4.9
p- & m- Xylenes	5	1.6 J	1.0 J	2.2	0.76 J	3.1	ND< 2.5	1.7	1.9	ND< 2.5	2.3	1.9	2.0	1.9	1.6
Styrene	5	ND< 0.40	ND< 0.40	ND< 0.40	ND< 0.20	ND< 0.20	ND< 2.5	ND< 0.20	ND< 0.20	ND< 2.5	ND< 0.2	ND< 0.2	ND< 0.2	ND< 0.2	ND< 0.20
Tetrachloroethylene	5	**15**	**25**	**44**	**71**	**210 CCV-E**	**220**	240	260	*ND< 250*	**110**	210	200	220	**100** CCV-E, ICV-E
Toluene	5	4.3	4.8	**7.1**	1.2	**17**	3.5 J	9.4	7.8	**10**	**8.6**	8.9	9.3	7.2	**5.4**
trans-1,2-Dichloroethylene	5	1.2	0.9 J	3.2	4.8	**83**	**55**	6.2	30	**6.3**	**32**	43	45	21	**8.2**
trans-1,3-Dichloropropylene	0.4*	ND< 0.40	ND< 0.40	ND< 0.40	ND< 0.20	ND< 0.20	ND< 2.5	ND< 0.20	ND< 0.20	*ND< 2.5*	ND< 0.2	ND< 0.2	ND< 0.2	ND< 0.2	ND< 0.20
Trichloroethylene	5	**310**	**200**	**240**	**260**	**250**	**130**	230	220	*ND< 250*	**130**	220	210	240	**100**
Trichlorofluoromethane (freon 11)	5	ND< 0.40	ND< 0.40	3.1	1.8	ND< 0.20	**6.3**	ND< 0.20	0.53	ND< 2.5	0.35 J	ND< 0.2	ND< 0.2	ND< 0.2	0.37 J
Vinyl Chloride	2	**140**	**89**	**61**	**87**	**250**	**120**	340	660	**450**	**550**	880 CCV-E	940 CCV-E	650	**440**
Total VOC concentration	NS	1,123.8	978.3	1,076.6	832.0	3,109.9	1,717.4	2,434.6	3,252.4	758.6	2,315.9	3,318.8	3,377.4	2,383.9	1,894.79
Total CVOC concentration	NS	1,079.9	966.3	1,059.1	824.1	3,062.3	1,708.3	2,410.2	3,229.4	744.7	2,292.0	3,291.1	3,348.0	2,360.6	1,875.87
Total Petro-VOC concentration	NS	12.9	11.0	16.3	6.7	36.8	9.1	21.2	19.5	13.9	22.2	21.8	23.5	19.0	15.27
Other VOC concentration	NS	31.0	1.0	1.2	1.2	10.8	0.0	3.2	3.5	0.0	1.7	5.9	5.9	4.3	3.65

LaBella
Powered by partnership.

Table 3
Historical Groundwater Analytical Results Summary
136 Fuller Road, Albany, New York
NYSDEC BCP Site # C401055

Sample Location	NYSDEC TOGS Standards and Guidance Values	MW30																
Sample ID: FRMW (Fuller Rd Monitoring Well)-Well ID# (approx. depth to well bottom) and (Screen Interval)		FRMW-MW30-X20 (10-20')																
Sample Date		12/16/2021	4/1/2022	6/7/2022	9/22/2022	12/14/2022	3/30/2023	6/21/2023	9/12/2023	12/20/2023	3/19/2024	6/10/2024	9/5/2024	1/7/2025	3/4/2025	6/30/2025	9/25/2025	12/16/2025
Lab Sample ID		21L1055-04	22D0076-04	22F0429-11	22I1220-04	22L0969-04	23D0011-03	23F1500-10	23I0834-04	23L1487-01	24C1318-04	24F0876-02	24I0384-05	25A0490-04	25C0242-03	25G0131-12	25I1856-04	25L1126-04
Groundwater Elevation (ft. amsl)		240.36	240.26	238.84	237.60	239.91	239.96	239.84	237.55	237.51	240.17	238.17	238.23	238.50	238.70	238.8	238.51	238.74
Analyte	ppb	ppb	ppb	ppb	ppb	ppb	ppb	ppb	ppb	ppb	ppb	ppb	ppb	ppb	ppb	ppb	ppb	ppb
1,1,1-Trichloroethane	5	**16**	**6.3**	**92**	**260**	**970**	4.4	**85**	**120**	**2,390**	**20**	**380**	**1,400**	**1,450**	**1970 D**	**497**	**754 D**	**438 D**
1,1,2,2-Tetrachloroethane	5	ND< 0.20	ND< 0.20	ND< 0.20	ND< 0.20	ND< 0.20	ND< 0.20	ND< 0.20	ND< 0.20	ND< 1.28	ND< 0.200	ND< 0.20	ND< 0.20	3.38	ND< 0.256	ND< 0.256	ND< 0.256	ND< 0.256
1,1,2-Trichloro-1,2,2-trifluoroethane	5	ND< 0.20	ND< 0.20	ND< 0.20	ND< 0.20	ND< 0.20	ND< 0.20	ND< 0.20	ND< 0.20	**314**	ND< 0.200	ND< 0.20	ND< 0.20	ND< 0.29	ND< 0.29	ND< 0.286	ND< 0.286	ND< 0.286
1,1,2-Trichloroethane	1	ND< 0.20	ND< 0.20	0.24 J	**3.6**	ND< 0.20	ND< 0.20	ND< 0.20	0.52	ND< 1.24	ND< 0.200	**1.4**	ND< 0.20	ND< 0.25	ND< 0.25	0.400	ND< 0.249	0.560
1,1-Dichloroethane	5	**10**	**27**	**56**	**890**	**440**	2.2	**88**	**110**	**530**	**42**	**120**	**250**	**246**	**390 D**	**134**	**196 D**	**152 D**
1,1-Dichloroethylene	5	**9.4**	2.9	**8.8**	**82**	**49**	0.24 J	**11**	**8.2**	**70.6**	**7.2**	**16**	**70**	**60.4**	**68.8**	**16.9**	**51.7**	**28.9**
1,2,3-Trichlorobenzene	5	ND< 0.20	ND< 0.20	ND< 0.20	ND< 0.20	ND< 0.20	ND< 0.20	ND< 0.20	ND< 0.20	ND< 1.11	ND< 0.200	ND< 0.20	ND< 0.20	ND< 0.22	ND< 0.22	ND< 0.222	ND< 0.222	ND< 0.222
1,2,4-Trichlorobenzene	5	ND< 0.20	ND< 0.20	ND< 0.20	ND< 0.20	ND< 0.20	ND< 0.20	ND< 0.20	ND< 0.20	ND< 0.690	ND< 0.200	ND< 0.20	ND< 0.20	ND< 0.14	ND< 0.14	ND< 0.138	ND< 0.138	ND< 0.138
1,2-Dibromo-3-chloropropane	0.04	*ND< 0.20*	*ND< 0.20*	*ND< 0.20*	*ND< 0.20*	*ND< 0.20*	*ND< 0.20*	*ND< 0.20*	*ND< 0.20*	*ND< 2.16*	*ND< 0.200*	*ND< 0.20*	*ND< 0.20*	*ND< 0.43*	*ND< 0.43*	ND< *0.432*	ND< *0.432*	ND< *0.432*
1,2-Dibromoethane	0.0006	*ND< 0.20*	*ND< 0.20*	*ND< 0.20*	*ND< 0.20*	*ND< 0.20*	*ND< 0.20*	*ND< 0.20*	*ND< 0.20*	*ND< 1.08*	*ND< 0.200*	*ND< 0.20*	*ND< 0.20*	*ND< 0.22*	*ND< 0.22*	ND< *0.215*	ND< *0.215*	ND< *0.215*
1,2-Dichlorobenzene	3	ND< 0.20	ND< 0.20	ND< 0.20	ND< 0.20	ND< 0.20	ND< 0.20	ND< 0.20	ND< 0.20	ND< 1.35	ND< 0.200	ND< 0.20	ND< 0.20	ND< 0.27	ND< 0.27	ND< 0.270	ND< 0.270	ND< 0.270
1,2-Dichloroethane	0.6	ND< 0.20	0.29 J	**1.5**	**9.7**	**3.2**	ND< 0.20	**0.7**	ND< 0.20	ND< 1.88	ND< 0.200	**0.86**	ND< 0.20	**1.22**	**2.67**	**0.72**	**1.74**	**1.21**
1,2-Dichloropropane	1	ND< 0.20	ND< 0.20	ND< 0.20	ND< 0.20	ND< 0.20	ND< 0.20	ND< 0.20	ND< 0.20	ND< 1.64	ND< 0.200	ND< 0.20	ND< 0.20	ND< 0.33	ND< 0.33	ND< 0.327	ND< 0.327	ND< 0.327
1,3-Dichlorobenzene	3	ND< 0.20	ND< 0.20	ND< 0.20	ND< 0.20	ND< 0.20	ND< 0.20	ND< 0.20	ND< 0.20	ND< 1.42	ND< 0.200	ND< 0.20	ND< 0.20	ND< 0.28	ND< 0.28	ND< 0.283	ND< 0.283	ND< 0.283
1,4-Dichlorobenzene	3	ND< 0.20	ND< 0.20	ND< 0.20	ND< 0.20	ND< 0.20	ND< 0.20	ND< 0.20	ND< 0.20	ND< 1.56	ND< 0.200	ND< 0.20	ND< 0.20	ND< 0.31	ND< 0.31	ND< 0.311	ND< 0.311	ND< 0.311
2-Butanone	50*	ND< 0.20	ND< 0.20	ND< 0.20	ND< 0.20	ND< 0.20	ND< 0.20	ND< 0.20	ND< 0.20	ND< 2.10	ND< 0.200	ND< 0.20	ND< 0.20	ND< 0.42	ND< 0.42	ND< 0.421	ND< 0.421	ND< 0.421
2-Hexanone	50*	ND< 0.20	ND< 0.20	ND< 0.20	ND< 0.20	ND< 0.20	ND< 0.20	ND< 0.20	ND< 0.20	ND< 1.60	ND< 0.200	ND< 0.20	ND< 0.20	ND< 0.32	ND< 0.32	ND< 0.320	ND< 0.320	ND< 0.320
Methyl isobutyl ketone (4-Methyl-2-pentanone)	NS	ND< 0.20	ND< 0.20	ND< 0.20	ND< 0.20	ND< 0.20	ND< 0.20	ND< 0.20	ND< 0.20	ND< 1.82	ND< 0.200	ND< 0.20	ND< 0.20	ND< 0.37	ND< 0.37	ND< 0.365	ND< 0.365	ND< 0.365
Acetone	50*	ND< 1	ND< 1	1.4 J	ND< 1	2.7 J	1.6 J	ND< 1.0	ND< 1.0	13.8	ND< 1	2.9	10.0	6.25	12.60	5.01	10.4	4.21
Benzene	1	0.70	ND< 0.20	0.850	**7.2**	**2.8**	ND< 0.20	ND< 0.20	0.53	ND< 1.40	ND< 0.220	0.57	**1.8**	**1.29**	**2.03**	0.56	**1.15**	0.720
Bromochloromethane	5	ND< 0.20	ND< 0.20	ND< 0.20	ND< 0.20	ND< 0.20	ND< 0.20	ND< 0.20	ND< 0.20	ND< 1.77	ND< 0.200	ND< 0.20	ND< 0.20	ND< 0.35	ND< 0.35	ND< 0.354	ND< 0.354	ND< 0.354
Bromodichloromethane	50*	ND< 0.20	ND< 0.20	ND< 0.20	ND< 0.20	ND< 0.20	ND< 0.20	ND< 0.20	ND< 0.20	ND< 1.22	ND< 0.200	ND< 0.20	ND< 0.20	ND< 0.25	ND< 0.25	ND< 0.245	ND< 0.245	ND< 0.245
Bromoform	50*	ND< 0.20	ND< 0.20	ND< 0.20	ND< 0.20	ND< 0.20	0.670 J	ND< 0.20	ND< 0.20	ND< 0.815	ND< 0.200	ND< 0.20	ND< 0.20	0.93	ND< 0.163	9.88	5.11	8.27
Bromomethane	5	ND< 0.20	ND< 0.20	ND< 0.20	ND< 0.20	ND< 0.20	ND< 0.20	ND< 0.20	ND< 0.20	ND< 0.595	ND< 0.200	ND< 0.20	ND< 0.20	ND< 0.12	ND< 0.12	ND< 0.500	ND< 0.500	ND< 0.500
Carbon disulfide	60*	ND< 0.20	ND< 0.20	0.52 B	1.3	ND< 0.20	ND< 0.20	ND< 0.20	ND< 0.20	ND< 1.81	ND< 0.200	0.28 J	1.6	0.7	0.7	0.660 B	0.71	ND< 0.362
Carbon tetrachloride	5	ND< 0.20	ND< 0.20	ND< 0.20	ND< 0.20	ND< 0.20	ND< 0.20	ND< 0.20	ND< 0.20	ND< 1.02	ND< 0.200	ND< 0.20	ND< 0.20	ND< 0.20	ND< 0.20	ND< 0.204	ND< 0.204	ND< 0.204
Chlorobenzene	5	ND< 0.20	ND< 0.20	ND< 0.20	1.2	0.62	0.62	ND< 0.20	ND< 0.20	ND< 1.42	ND< 0.200	0.22 J	0.68	0.4 J	1.130	ND< 0.284	0.49 J	0.300
Chloroethane	5	**33**	**7.8**	**44**	**180**	**120**	0.36 J	**28**	**19**	**36**	2.6	**12**	**18**	**21.3**	**25.8**	**7.3**	**22.3**	**20.3**
Chloroform	7	ND< 0.20	0.28 J	ND< 0.20	ND< 0.20	0.23 J	0.73	1.5	0.82	ND< 1.22	ND< 0.200	0.27 J	0.31 J	0.26 J	0.310 J	0.7	0.46 J	0.760
Chloromethane	5	0.24 J	ND< 0.20	ND< 0.20	ND< 0.20	ND< 0.20	ND< 0.20	ND< 0.20	ND< 0.20	ND< 1.86	ND< 0.200	ND< 0.20	ND< 0.20	ND< 0.37	ND< 0.37	ND< 0.372	ND< 0.372	ND< 0.372
cis-1,2-Dichloroethylene	5	**45**	**140**	**460**	**7,500**	**5,100**	**13**	**610**	**610**	**2,460**	**19**	**910**	**1,500**	**904**	**1,680**	**710**	**1,120 D**	**884 D**
cis-1,3-Dichloropropylene	0.4+	ND< 0.20	ND< 0.20	ND< 0.20	ND< 0.20	ND< 0.20	ND< 0.20	ND< 0.20	ND< 0.20	ND< 1.31	ND< 0.200	ND< 0.20	ND< 0.20	ND< 0.26	ND< 0.26	ND< 0.262	ND< 0.262	ND< 0.262
Cyclohexane	NS	ND< 0.20	ND< 0.20	ND< 0.20	ND< 0.20	ND< 0.20	ND< 0.20	ND< 0.20	ND< 0.20	ND< 2.46	ND< 0.200	ND< 0.20	ND< 0.20	ND< 0.49	ND< 0.49	ND< 0.491	ND< 0.491	ND< 0.491
Dibromochloromethane	50*	ND< 0.20	ND< 0.20	ND< 0.20	ND< 0.20	ND< 0.20	ND< 0.20	ND< 0.20	ND< 0.20	ND< 0.730	ND< 0.200	ND< 0.20	ND< 0.20	ND< 0.15	ND< 0.15	ND< 0.146	ND< 0.146	ND< 0.146
Dichlorodifluoromethane	5	1.5	0.36 J	ND< 0.20	**24**	**24**	**24**	4.8	1.6	**52.4**	**10**	**30**	**120**	**136**	**350**	**173**	**43.5 D**	**63.2**
Ethyl Benzene	5	3.8	1.8	**7.4**	**39**	**11**	**11**	1.9	0.55	**24**	1.3	4.6	**15**	4.85	**25.30**	**8.32**	**13.8**	**6.50**
Isopropylbenzene	5	0.59	0.34 J	0.41 J	1.7	0.94	ND< 0.20	0.26 J	ND< 0.20	ND< 2.02	ND< 0.200	0.31 J	1.1	0.5	1.6	ND< 0.405	0.61	0.430
Methyl acetate	NS	ND< 0.20	ND< 0.20	ND< 0.20	ND< 0.20	ND< 0.20	ND< 0.20	ND< 0.20	ND< 0.20	ND< 2.21	ND< 0.200	ND< 0.20	ND< 0.20	ND< 0.44	ND< 0.44	ND< 0.442	ND< 0.442	ND< 0.442
Methyl tert-butyl ether (MTBE)	10*	ND< 0.20	ND< 0.20	ND< 0.20	ND< 0.20	ND< 0.20	ND< 0.20	ND< 0.20	ND< 0.20	ND< 1.22	ND< 0.200	ND< 0.20	ND< 0.20	ND< 0.24	ND< 0.24	ND< 0.244	ND< 0.244	ND< 0.244
Methylcyclohexane	NS	ND< 0.20	0.25 J	1	3.5	2.7	ND< 0.20	1.0	ND< 0.20	ND< 2.38	ND< 0.200	0.92	3.5	1.71	4.17	0.800	1.850	1.61
Methylene chloride	5	ND< 1.0	ND< 1.0	ND< 1.0	3.5	ND< 1.0	ND< 1.0	ND< 1.0	ND< 0.20	**6.2**	ND< 1	ND< 1.0	ND< 1.0	0.42 J	0.580 J	ND< 0.397	0.43 J	ND< 0.397
o-Xylene	5	2.3	0.58	**7.9**	**90**	**41**	ND< 0.20	**10**	**5.8**	**134**	4.3	**17**	**91**	**31.4**	**110**	**25.8**	**52.3**	**27.5**
p- & m- Xylenes	5	1.7	ND< 0.50	**7**	**68**	**56**	ND< 0.50	2.3	2.0	**85.9**	**5**	**15**	**65**	**16.1**	**100**	**28.4**	**48.6**	22.7
Styrene	5	ND< 0.20	ND< 0.20	0.24 J	2.9	ND< 0.20	ND< 0.20	ND< 0.20	0.20 J	4.10	ND< 0.200	ND< 0.20	ND< 0.20	1.050	2.610	ND< 0.255	ND< 0.255	ND< 0.255
Tetrachloroethylene	5	**44**	**38**	**21**	**570**	**3,400**	**62**	**310**	**310**	**14,100**	**140**	**4,300**	**17,000**	**7,850**	**18,900**	**4,640**	**15,400 D**	**5,670 D**
Toluene	5	4.6	1.2	**9.5**	**59**	**44**	ND< 0.20	3.2	2.1	**92.3**	4.6	**11**	**71**	**23.6**	**90.6**	**18.4**	**50.0**	**17.3**
trans-1,2-Dichloroethylene	5	1.8	0.61	**5.3**	**90**	**22**	ND< 0.20	3	1.3	**5.8**	0.43	**6.5**	**29.0**	**12.4**	NT	**17.6**	**25.6**	**7.03**
trans-1,3-Dichloropropylene	0.4+	ND< 0.20	ND< 0.20	ND< 0.20	ND< 0.20	ND< 0.20	ND< 0.20	ND< 0.20	ND< 0.20	ND< 1.14	ND< 0.200	ND< 0.20	ND< 0.20	ND< 0.23	ND< 0.23	ND< 0.229	ND< 0.229	ND< 0.229
Trichloroethylene	5	**35**	**16**	**100**	**1,100**	**1,900**	**15**	**350**	**320**	**2,080**	**16**	**510**	**1,300**	**908**	**1,830**	**1,120**	**1,070 D**	**747 D**
Trichlorofluoromethane (freon 11)	5	ND< 0.20	ND< 0.20	ND< 0.20	**19**	**76**	1.1	1.8	**6.1**	**314**	**17**	**140**	**670**	**297**	**709**	**448**	**564 D**	**153 D**
Vinyl Chloride	2	**13**	**36**	**32** J	**480**	**310**	ND< 0.60	**71**	**37**	**63**	**30**	**27**	**27**	**72**	**67**	**18.6**	**45.9**	**54.8**
Total VOC concentration	NS	222.63	279.71	857.06	11,485.60	12,576.19	136.92	1,583.46	1,555.72	22,776.10	319.43	6,506.83	22,644.99	12,051.36	23,984.53	7,882	19,481	8,310
Total CVOC concentration	NS	208.94	275.54	820.84	11,213.00	12,415.05	123.65	1,564.80	1,544.54	22,422.00	304.23	6,454.25	22,384.99	11,962.98	23,634.99	7,784.22	19,296.12	8,221.06
Total Petro-VOC concentration	NS	13.69	3.92	33.30	267.80	155.74	11.00	17.66	11.18	340.30	15.20	48.48	244.90	78.79	332.12	81.48	166.46	75.15
Other VOC concentration	NS	0.00	0.25	2.92	4.80	5.40	2.27	1.00	0.00	13.80	0.00	4.10	15.10	9.59	17.42	16.35	18.07	14.09

LaBella
Powered by partnership.

Table 3
Historical Groundwater Analytical Results Summary
136 Fuller Road, Albany, New York
NYSDEC BCP Site # C401055

Sample Location	NYSDEC TOGS Standards and Guidance Values	MW32															
Sample ID: FRMW (Fuller Rd Monitoring Well)-Well ID# (approx. depth to well bottom) and (Screen Interval)		FRMW-MW32-X25 (15-25')															
Sample Date		7/19/2010	05/31/11	07/21/11	09/29/11	12/14/11	02/22/12	05/01/12	06/28/12	09/25/12	12/19/12	03/14/13	06/12/13	09/17/13	11/19/13	03/26/14	06/12/14
Lab Sample ID		10G0579-09	11F0120-08	11G0750-08	11J0038-08	11L0632-06	12B0883-06	12E0113-12	12F0976-06	12F0976-06	12F0976-06	13C0516-11	13F0453-05	13I0664-04	13K0803-04	14C0921-05	14F0651-14
Groundwater Elevation (ft. amsl)		238.84	240.47	239.98	240.75	240.43	239.98	239.56	239.61	238.26	238.11	238.27	238.36	238.66	238.34	238.94	238.97
Analyte	ppb	ppb	ppb	ppb	ppb	ppb	ppb	ppb	ppb	ppb	ppb	ppb	ppb	ppb	ppb	ppb	ppb
1,1,1-Trichloroethane	5	**46**	**25**	**31**	**72**	*ND< 500*	**6.2**	3.7 J	3.1 J	**20**	1.8 J	4.6 J	**23**	**150**	**41**	**18**	1.7 J
1,1,2,2-Tetrachloroethane	5	*ND< 25*	ND< 5.0	ND< 5.0	ND< 5.0	*ND< 500*	ND< 5.0	ND< 5.0	ND< 5.0	ND< 5.0	ND< 5.0	ND< 5.0	ND< 5	ND< 5	ND< 5	ND< 0.5	ND< 2.5
1,1,2-Trichloro-1,2,2-trifluoroethane	5	*ND< 25*	ND< 5.0	ND< 5.0	ND< 5.0	*ND< 500*	ND< 5.0	ND< 5.0	ND< 5.0	ND< 5.0	ND< 5.0	ND< 5.0	ND< 5	ND< 5	ND< 5	ND< 0.5	ND< 2.5
1,1,2-Trichloroethane	1	*ND< 25*	*ND< 5.0*	*ND< 5.0*	*ND< 5.0*	*ND< 500*	ND< 5.0	ND< 5.0	ND< 5.0	ND< 5.0	ND< 5.0	ND< 5.0	ND< 5	ND< 5	ND< 5	ND< 0.5	*ND< 2.5*
1,1-Dichloroethane	5	**11 J**	**32**	**43**	**11**	*ND< 500*	2.6 J	0.88 J	ND< 5.0	**12**	ND< 5.0	3.1 J	4.1 J	2.1 J	ND< 5	**29**	ND< 2.5
1,1-Dichloroethylene	5	**6.7 J**	4.7 J	**8.5**	**6.8**	*ND< 500*	ND< 5.0	ND< 5.0	ND< 5.0	**8.5**	ND< 5.0	1.4 J	2.5 J	3.3 J	ND< 5	4.1	ND< 2.5
1,2,3-Trichlorobenzene	5	na	*na*	*na*	*na*	*na*	*na*	*na*	*na*	*na*	*na*	*na*	*na*	*na*	*na*	ND< 0.5	ND< 2.5
1,2,4-Trichlorobenzene	5	*ND< 50*	*ND< 10*	*ND< 10*	*ND< 10*	*ND< 1000*	*ND< 10*	*ND< 10*	*ND< 10*	*ND< 10*	*ND< 10*	*ND< 10*	*ND< 10*	*ND< 10*	ND< 10	ND< 0.5	ND< 2.5
1,2-Dibromo-3-chloropropane	0.04	*ND< 25*	*ND< 10*	*ND< 10*	*ND< 10*	*ND< 1000*	*ND< 10*	*ND< 10*	*ND< 10*	*ND< 10*	*ND< 10*	*ND< 10*	*ND< 10*	*ND< 10*	*ND< 10*	*ND< 0.5*	*ND< 2.5*
1,2-Dibromoethane	0.0006	*ND< 25*	*ND< 5.0*	*ND< 5.0*	*ND< 5.0*	*ND< 500*	*ND< 5.0*	*ND< 5.0*	*ND< 5.0*	*ND< 5.0*	*ND< 5.0*	*ND< 5.0*	*ND< 5*	*ND< 5*	*ND< 5*	*ND< 0.5*	*ND< 2.5*
1,2-Dichlorobenzene	3	*na*	*na*	*na*	*na*	*na*	*na*	*na*	*na*	*na*	*na*	*na*	*na*	*na*	*na*	ND< 0.5	ND< 2.5
1,2-Dichloroethane	0.6	*ND< 25*	*ND< 5.0*	0.76 J	*ND< 5.0*	*ND< 500*	*ND< 5.0*	*ND< 5.0*	*ND< 5.0*	*ND< 5.0*	*ND< 5.0*	*ND< 5.0*	*ND< 5*	*ND< 5*	*ND< 5*	0.45 *J*	*ND< 2.5*
1,2-Dichloropropane	1	*ND< 25*	*ND< 5.0*	*ND< 5.0*	*ND< 5.0*	*ND< 500*	*ND< 5.0*	*ND< 5.0*	*ND< 5.0*	*ND< 5.0*	*ND< 5.0*	*ND< 5.0*	*ND< 5*	*ND< 5*	ND< 5	ND< 0.5	*ND< 2.5*
1,3-Dichlorobenzene	3	*na*	*na*	*na*	*na*	*na*	*na*	*na*	*na*	*na*	*na*	*na*	*na*	*na*	*na*	ND< 0.5	ND< 2.5
1,4-Dichlorobenzene	3	*na*	*na*	*na*	*na*	*na*	*na*	*na*	*na*	*na*	*na*	*na*	*na*	*na*	*na*	ND< 0.5	ND< 2.5
2-Butanone	50*	ND< 25	ND< 10	ND< 10	ND< 10	*ND< 1000*	ND< 10	ND< 10	ND< 10	ND< 10	ND< 10	ND< 10	ND< 10	ND< 10	ND< 10	ND< 0.5	ND< 2.5
2-Hexanone	50*	ND< 25	ND< 5.0	ND< 5.0	ND< 5.0	*ND< 500*	ND< 5.0	ND< 5.0	ND< 5.0	ND< 5.0	ND< 5.0	ND< 5.0	ND< 5	ND< 5	ND< 5	ND< 0.5	ND< 2.5
Methyl isobutyl ketone (4-Methyl-2-pentanone)	NS	ND< 50	ND< 10	ND< 10	ND< 10	ND< 1000	ND< 10	ND< 10	ND< 10	ND< 10	ND< 10	ND< 10	ND< 10	ND< 10	ND< 10	ND< 0.5	ND< 2.5
Acetone	50*	ND< 25 J	ND< 10	ND< 10	5	*ND< 1000*	ND< 10	14 B	ND< 10	ND< 10	ND< 10	ND< 10	ND< 10	ND< 10	ND< 10	ND< 2	7 CCV-E, J
Benzene	1	*ND< 25*	*ND< 5.0*	*ND< 5.0*	*ND< 5.0*	*ND< 500*	*ND< 5.0*	*ND< 5.0*	*ND< 5.0*	*ND< 5.0*	*ND< 5.0*	*ND< 5.0*	*ND< 5*	*ND< 5*	ND< 5	ND< 0.5	*ND< 2.5*
Bromochloromethane	5	*na*	*na*	*na*	*na*	*na*	*na*	*na*	*na*	*na*	*na*	*na*	*na*	*na*	*na*	ND< 0.5	ND< 2.5
Bromodichloromethane	50*	ND< 25	ND< 5.0	ND< 5.0	ND< 5.0	*ND< 500*	ND< 5.0	ND< 5.0	ND< 5.0	ND< 5.0	ND< 5.0	ND< 5.0	ND< 5	ND< 5	ND< 5	ND< 0.5	ND< 2.5
Bromoform	50*	ND< 25	ND< 5.0	ND< 5.0	ND< 5.0	*ND< 500*	ND< 5.0	ND< 5.0	ND< 5.0	ND< 5.0	ND< 5.0	ND< 5.0	ND< 5	ND< 5	ND< 5	ND< 0.5	ND< 2.5
Bromomethane	5	*ND< 25*	ND< 5.0	ND< 5.0	ND< 5.0	*ND< 500*	ND< 5.0	ND< 5.0	ND< 5.0	ND< 5.0	ND< 5.0	ND< 5.0	ND< 5	ND< 5	ND< 5	ND< 0.5	ND< 2.5
Carbon disulfide	60*	ND< 25	ND< 5.0	ND< 5.0	ND< 5.0	*ND< 500*	ND< 5.0	ND< 5.0	ND< 5.0	ND< 5.0	ND< 5.0	ND< 5.0	ND< 5	ND< 5	ND< 5	ND< 0.5	ND< 2.5
Carbon tetrachloride	5	*ND< 25*	ND< 5.0	ND< 5.0	ND< 5.0	*ND< 500*	ND< 5.0	ND< 5.0	ND< 5.0	ND< 5.0	ND< 5.0	ND< 5.0	ND< 5	ND< 5	ND< 5	ND< 0.5	ND< 2.5
Chlorobenzene	5	*ND< 25*	ND< 5.0	ND< 5.0	ND< 5.0	*ND< 500*	ND< 5.0	ND< 5.0	ND< 5.0	ND< 5.0	ND< 5.0	ND< 5.0	ND< 5	ND< 5	ND< 5	ND< 0.5	ND< 2.5
Chloroethane	5	*ND< 25*	ND< 5.0	ND< 5.0	ND< 5.0	*ND< 500*	ND< 5.0	ND< 5.0	ND< 5.0	ND< 5.0	ND< 5.0	ND< 5.0	ND< 5	ND< 5	ND< 5	ND< 0.5	ND< 2.5
Chloroform	7	*ND< 25*	ND< 5.0	ND< 5.0	ND< 5.0	*ND< 500*	ND< 5.0	ND< 5.0	ND< 5.0	ND< 5.0	ND< 5.0	ND< 5.0	ND< 5	ND< 5	ND< 5	ND< 0.5	ND< 2.5
Chloromethane	5	*ND< 25*	ND< 5.0	ND< 5.0	ND< 5.0	*ND< 500*	ND< 5.0	ND< 5.0	ND< 5.0	ND< 5.0	ND< 5.0	ND< 5.0	ND< 5	ND< 5	ND< 5	ND< 0.5	ND< 2.5
cis-1,2-Dichloroethylene	5	**92**	**190**	**100 J**	**130**	*ND< 500*	**9.2**	**9.1**	**8.3**	**250**	**14**	**27**	**28**	**7.1**	**18**	**85**	**8.6**
cis-1,3-Dichloropropylene	0.4+	*ND< 25*	*ND< 5.0*	*ND< 5.0*	*ND< 5.0*	*ND< 500*	*ND< 5.0*	*ND< 5.0*	*ND< 5.0*	*ND< 5.0*	*ND< 5.0*	*ND< 5.0*	*ND< 5.0*	*ND< 5.0*	*ND< 5*	*ND< 0.5*	*ND< 2.5*
Cyclohexane	NS	*na*	*na*	*na*	*na*	*na*	*na*	*na*	*na*	*na*	*na*	*na*	*na*	*na*	*na*	ND< 0.5	ND< 2.5
Dibromochloromethane	50*	ND< 25	ND< 5.0	ND< 5.0	ND< 5.0	*ND< 500*	ND< 5.0	ND< 5.0	ND< 5.0	ND< 5.0	ND< 5.0	ND< 5.0	ND< 5.0	ND< 5.0	ND< 5	ND< 0.5	ND< 2.5
Dichlorodifluoromethane	5	*ND< 25*	ND< 5.0	**5.7**	ND< 5.0	*ND< 500*	ND< 5.0	ND< 5.0	ND< 5.0	ND< 5.0	ND< 5.0	ND< 5.0	ND< 5.0	ND< 5.0	ND< 5	0.31 J	ND< 2.5
Ethyl Benzene	5	*ND< 25*	ND< 5.0	ND< 5.0	ND< 5.0	*ND< 500*	ND< 5.0	ND< 5.0	ND< 5.0	ND< 5.0	ND< 5.0	ND< 5.0	ND< 5.0	ND< 5.0	ND< 5	ND< 0.5	ND< 2.5
Isopropylbenzene	5	*ND< 25*	ND< 5.0	ND< 5.0	ND< 5.0	*ND< 500*	ND< 5.0	ND< 5.0	ND< 5.0	ND< 5.0	ND< 5.0	ND< 5.0	ND< 5	ND< 5.0	ND< 5	ND< 0.5	ND< 2.5
Methyl acetate	NS	*na*	*na*	*na*	*na*	*na*	*na*	*na*	*na*	*na*	*na*	*na*	*na*	*na*	*na*	ND< 0.5	ND< 2.5
Methyl tert-butyl ether (MTBE)	10*	*ND< 25*	2.2 J	2 J	2.2	*ND< 500*	1.2 J	0.98 J	0.38 J	1.3 J	ND< 5.0	0.83 J	1.4 J	ND< 5.0	ND< 5	0.62	ND< 2.5
Methylcyclohexane	NS	*na*	*na*	*na*	*na*	*na*	*na*	*na*	*na*	*na*	*na*	*na*	*na*	*na*	*na*	ND< 0.5	ND< 2.5
Methylene chloride	5	*ND< 43*	*ND< 10*	*ND< 10*	2.8	*ND< 1000*	2.6 J,B	3.4 J,B	*ND< 10*	2.9 J	*ND< 10*	**6.7 J**	*ND< 10*	*ND< 10*	ND< 10	ND< 2	*ND< 10*
o-Xylene	5	*ND< 25*	ND< 5.0	ND< 5.0	ND< 5.0	*ND< 500*	ND< 5.0	ND< 5.0	ND< 5.0	ND< 5.0	ND< 5.0	ND< 5.0	ND< 5.0	ND< 5.0	ND< 5	ND< 0.5	ND< 2.5
p- & m- Xylenes	5	*ND< 50*	*ND< 10*	*ND< 10*	*ND< 10*	*ND< 1000*	ND< 10	ND< 10	0.63 J	*ND< 10*	*ND< 10*	*ND< 10*	*ND< 10*	*ND< 10*	ND< 10	ND< 1	ND< 5.0
Styrene	5	*ND< 25*	ND< 5.0	ND< 5.0	ND< 5.0	*ND< 500*	ND< 5.0	ND< 5.0	ND< 5.0	ND< 5.0	ND< 5.0	ND< 5.0	ND< 5.0	ND< 5.0	ND< 5	ND< 0.5	ND< 2.5
Tetrachloroethylene	5	**670**	**1200**	**520**	**200**	**280 J**	**270**	**150**	**190**	**250**	**220**	**140**	**170**	**180**	**200 HT-01R**	**270**	**61**
Toluene	5	*ND< 25*	ND< 5.0	ND< 5.0	ND< 5.0	*ND< 500*	ND< 5.0	ND< 5.0	ND< 5.0	ND< 5.0	ND< 5.0	ND< 5.0	ND< 5.0	ND< 5.0	ND< 5	ND< 0.5	ND< 2.5
trans-1,2-Dichloroethylene	5	*ND< 25*	ND< 5.0	ND< 5.0	ND< 5.0	*ND< 500*	ND< 5.0	ND< 5.0	ND< 5.0	ND< 5.0	ND< 5.0	ND< 5.0	ND< 5.0	ND< 5.0	ND< 5	0.3 J	ND< 2.5
trans-1,3-Dichloropropylene	0.4+	*ND< 25*	*ND< 5.0*	*ND< 5.0*	*ND< 5.0*	*ND< 500*	*ND< 5.0*	*ND< 5.0*	*ND< 5.0*	*ND< 5.0*	*ND< 5.0*	*ND< 5.0*	*ND< 5.0*	*ND< 5.0*	*ND< 5*	*ND< 0.5*	*ND< 2.5*
Trichloroethylene	5	**36**	**92**	**120**	**41**	*ND< 500*	**18**	**8.6**	**5.3**	**30**	2.7 J	3.0 J	**9.1**	**3.0 J**	**5.1**	**64**	**5.0**
Trichlorofluoromethane (freon 11)	5	**6.4 J**	**7.1**	**8.3**	**8.3**	*ND< 500*	**6.4**	**5.1**	4.7 J	4.9 J	3.0 J	3.3 J	**5.9**	**5.5**	4.3 J	3.3	1.2 J
Vinyl Chloride	2	*ND< 25*	*ND< 5.0*	*ND< 5.0*	*ND< 5.0*	*ND< 500*	*ND< 5.0*	*ND< 5.0*	*ND< 5.0*	*ND< 5.0*	*ND< 5.0*	*ND< 5.0*	*ND< 5.0*	*ND< 5.0*	*ND< 5*	ND< 0.5	*ND< 2.5*
Total VOC concentration	NS	868.10	1,553.00	839.26	479.10	280.00	316.20	195.76	212.41	579.60	241.50	189.93	244.00	351.00	268.40	475.08	84.50
Total CVOC concentration	NS	868.10	1,550.80	837.26	471.90	280.00	315.00	180.78	211.40	578.30	241.50	189.10	242.60	351.00	268.40	474.46	77.50
Total Petro-VOC concentration	NS	0.00	2.20	2.00	2.20	0.00	1.20	0.98	1.01	1.30	0.00	0.83	1.40	0.00	0.00	0.62	0.00
Other VOC concentration	NS	0.0	1.0	2.0	3.0	4.0	5.0	14.0	0.0	0.0	0.0	0.0	0.0	0.0	0.0	0.0	7.0

LaBella
Powered by partnership.

Table 3
Historical Groundwater Analytical Results Summary
136 Fuller Road, Albany, New York
NYSDEC BCP Site # C401055

Sample Location	NYSDEC TOGS Standards and Guidance Values	MW32																
Sample ID: FRMW (Fuller Rd Monitoring Well)-Well ID# (approx. depth to well bottom) and (Screen Interval)		FRMW-MW32-X25 (15-25')																
Sample Date		09/16/14	12/15/14	03/17/15	06/25/15	09/16/15	11/30/15	03/03/16	05/26/16	09/29/16	10/31/16	12/1/2016	3/28/2017	6/28/2017	9/29/2017	12/11/2017	3/29/2018	6/13/2018
Lab Sample ID		14I0784-06	14L0667-04	150C563-06	15F1052-05	15I0617-04	15L0018-04	16C0192-04	16E1165-06	16I1131-02	16K0022-02	16L0074-02	17C1158-04	17F1193-03	17J0005-04	17L0427-02	18C1190-04	18F0674-03
Groundwater Elevation (ft. amsl)		238.21	238.01	238.20	238.07	237.41	237.70	238.01	237.84	237.02	236.84	237.05	237.81	239.05	238.15	237.50	238.01	237.66
Analyte	ppb	ppb	ppb	ppb	ppb	ppb	ppb	ppb	ppb	ppb	ppb	ppb	ppb	ppb	ppb	ppb	ppb	ppb
1,1,1-Trichloroethane	5	**74**	**72.0**	**26**	**13**	**30 D**	**92**	**460 D**	**960**	**1400**	**1200 CCV-E**	**610**	**490**	**1,900**	**630**	**940**	**1,200**	**180**
1,1,2,2-Tetrachloroethane	5	ND< 0.5	ND< 0.5	ND< 0.5	ND< 0.5	ND< 0.4	ND< 0.2	ND< 0.2	ND< 0.5	ND< 0.20	ND< 0.20	ND< 2	ND< 20	ND< 40	ND< 5.0	ND< 0.20	ND< 0.20	ND< 10
1,1,2-Trichloro-1,2,2-trifluoroethane	5	ND< 0.5	ND< 0.5	ND< 0.5	ND< 0.5	ND< 0.4	ND< 0.2	ND< 0.2	ND< 0.5	ND< 0.20	ND< 0.20	ND< 2	ND< 20	ND< 40	**10 J**	ND< 0.20	ND< 0.20	ND< 10
1,1,2-Trichloroethane	1	ND< 0.5	ND< 0.5	ND< 0.5	ND< 0.5	ND< 0.4	0.49 J	0.37 J	0.74	ND< 0.20	ND< 0.20	ND< 2	ND< 20	ND< 40	ND< 5.0	ND< 0.20	0.63	ND< 10
1,1-Dichloroethane	5	**40**	**36**	**16**	**31**	**34 D**	**220**	ND< 0.2	**160**	**96**	**77**	**62**	**120**	**160**	**120**	**140**	**69**	**56**
1,1-Dichloroethylene	5	**38**	**29.0**	**13**	**6.9**	**7.1 D**	**28**	**33**	**100**	**81**	**85**	**41**	**49 J**	**210**	**110**	**65**	**69**	**42**
1,2,3-Trichlorobenzene	5	ND< 0.5	ND< 0.5	ND< 0.5	ND< 0.5	ND< 0.4	ND< 0.2	ND< 0.2	ND< 0.5	ND< 0.20	ND< 0.20	ND< 2	ND< 20	ND< 40	ND< 5.0	ND< 0.20	ND< 0.20	ND< 10
1,2,4-Trichlorobenzene	5	ND< 0.5	ND< 0.5	ND< 0.5	ND< 0.5	ND< 0.4	ND< 0.2	ND< 0.2	ND< 0.5	ND< 0.20	ND< 0.20	ND< 2	ND< 20	ND< 40	ND< 5.0	ND< 0.20	ND< 0.20	ND< 10
1,2-Dibromo-3-chloropropane	0.04	*ND< 2*	*ND< 0.5*	*ND< 2*	*ND< 0.5*	*ND< 0.4*	*ND< 0.2*	*ND< 0.2*	*ND< 0.5*	*ND< 0.20*	*ND< 0.20*	*ND< 2*	*ND< 20*	*ND< 40*	*ND< 5.0*	*ND< 0.20*	*ND< 0.20*	*ND< 10*
1,2-Dibromoethane	0.0006	*ND< 0.5*	*ND< 0.5*	*ND< 0.5*	*ND< 0.5*	ND< 0.4	ND< 0.2	*ND< 0.2*	*ND< 0.5*	*ND< 0.20*	*ND< 0.20*	*ND< 2*	*ND< 20*	*ND< 40*	*ND< 5.0*	*ND< 0.20*	*ND< 0.20*	*ND< 10*
1,2-Dichlorobenzene	3	ND< 0.5	ND< 0.5	ND< 0.5	ND< 0.5	ND< 0.4	ND< 0.2	ND< 0.2	ND< 0.5	ND< 0.20	ND< 0.20	ND< 2	ND< 20	ND< 40	ND< 5.0	ND< 0.20	ND< 0.20	ND< 10
1,2-Dichloroethane	0.6	**1.6**	ND< 0.5	0.54	ND< 0.5	0.58 JD	**2**	**1.2**	**3.0**	**1.3**	ND< 0.20	*ND< 2*	*ND< 20*	*ND< 40*	*ND< 5.0*	**2.4**	ND< 0.20	ND< 10
1,2-Dichloropropane	1	ND< 0.5	ND< 0.5	ND< 0.5	ND< 0.5	ND< 0.4	ND< 0.2	ND< 0.2	*ND< 0.5*	ND< 0.20	ND< 0.20	*ND< 2*	*ND< 20*	*ND< 40*	*ND< 5.0*	*ND< 0.20*	*ND< 0.20*	*ND< 10*
1,3-Dichlorobenzene	3	ND< 0.5	ND< 0.5	ND< 0.5	ND< 0.5	ND< 0.4	ND< 0.2	ND< 0.2	*ND< 0.5*	ND< 0.20	ND< 0.20	ND< 2	ND< 20	ND< 40	*ND< 5.0*	*ND< 0.20*	*ND< 0.20*	*ND< 10*
1,4-Dichlorobenzene	3	ND< 0.5	ND< 0.5	ND< 0.5	ND< 0.5	ND< 0.4	ND< 0.2	ND< 0.2	ND< 0.5	ND< 0.20	ND< 0.20	ND< 2	ND< 20	ND< 40	*ND< 5.0*	*ND< 0.20*	*ND< 0.20*	*ND< 10*
2-Butanone	50*	ND< 2	ND< 0.5	ND< 2	ND< 0.5	ND< 0.4	ND< 0.2	**55**	*ND< 0.5*	ND< 0.20	ND< 0.20	ND< 2	ND< 20	ND< 40	ND< 5.0	ND< 0.20	ND< 0.20	ND< 10
2-Hexanone	50*	ND< 0.5	ND< 0.5	ND< 0.5	ND< 0.5	ND< 0.4	ND< 0.2	ND< 0.2	*ND< 0.5*	ND< 0.20	ND< 0.20	ND< 2	ND< 20	ND< 40	ND< 5.0	ND< 0.20	ND< 0.20	ND< 10
Methyl isobutyl ketone (4-Methyl-2-pentanone)	NS	ND< 0.5	ND< 0.5	ND< 0.5	ND< 0.5	ND< 0.4	ND< 0.2	ND< 0.2	ND< 0.5	ND< 0.20	ND< 0.20	ND< 2	ND< 20	ND< 40	ND< 5.0	ND< 0.20	ND< 0.20	ND< 10
Acetone	50*	ND< 2	ND< 2	ND< 2	ND< 2	3.40 JBD	ND< 1	ND< 1	ND< 0.5	ND< 1	ND< 1	ND< SCAL-E	**140 J**	**360 J**	**58**	ND< 1.0	ND< 1.0	ND< 50
Benzene	1	0.29 J	ND< 0.5	ND< 0.5	ND< 0.5	ND< 0.4	0.33 J	0.21 J	0.48 J	0.3 J	0.3 J	*ND< 2*	*ND< 20*	*ND< 40*	*ND< 5.0*	*0.37 J*	*ND< 0.20*	*ND< 10*
Bromochloromethane	5	ND< 0.5	ND< 0.5	ND< 0.5	ND< 0.5	ND< 0.4	ND< 0.2	ND< 0.2	ND< 0.5	ND< 0.20	ND< 0.20	ND< 2	ND< 20	ND< 40	ND< 5.0	ND< 0.20	ND< 0.20	ND< 10
Bromodichloromethane	50*	ND< 0.5	ND< 0.5	ND< 0.5	ND< 0.5	ND< 0.4	ND< 0.2	ND< 0.2	ND< 0.5	ND< 0.20	ND< 0.20	ND< 2	ND< 20	ND< 40	ND< 5.0	ND< 0.20	ND< 0.20	ND< 10
Bromoform	50*	ND< 0.5	ND< 0.5	ND< 0.5	ND< 0.5	ND< 0.4	ND< 0.2	ND< 0.2	ND< 0.5	ND< 0.20	ND< 0.20	ND< 2	ND< 20	ND< 40	ND< 5.0	ND< 0.20	ND< 0.20	ND< 10
Bromomethane	5	ND< 0.5	ND< 0.5	ND< 0.5	ND< 0.5	ND< 0.4	ND< 0.2	ND< 0.2	ND< 0.5	ND< 0.20	0.40 JB	ND< 2	ND< 20	ND< 40	ND< 5.0	ND< 0.20	ND< 0.20	ND< 10
Carbon disulfide	60*	ND< 0.5	ND< 0.5	ND< 0.5	ND< 0.5	ND< 0.4	ND< 0.2	0.43 J	ND< 0.5	ND< 0.20	ND< 0.20	ND< 2	ND< 20	ND< 40	ND< 5.0	ND< 0.20	ND< 0.20	ND< 10
Carbon tetrachloride	5	**12**	ND< 0.5	**5.2**	ND< 0.5	ND< 0.4	ND< 0.2	ND< 0.2	ND< 0.5	ND< 0.20	ND< 0.20	ND< 2	ND< 20	ND< 40	ND< 5.0	ND< 0.20	ND< 0.20	ND< 10
Chlorobenzene	5	ND< 0.5	ND< 0.5	ND< 0.5	ND< 0.5	ND< 0.4	ND< 0.2	ND< 0.2	ND< 0.5	ND< 0.20	ND< 0.20	ND< 2	ND< 20	ND< 40	ND< 5.0	ND< 0.20	ND< 0.20	ND< 10
Chloroethane	5	0.58	ND< 0.5	ND< 0.5	ND< 0.5	ND< 0.4	ND< 0.2	ND< 0.2	ND< 0.5	ND< 0.20	0.2 CCV-E	ND< 2	ND< 20	ND< 40	ND< 5.0	ND< 0.20	ND< 0.20	ND< 10
Chloroform	7	0.72	2.2	ND<	ND< 0.5	ND< 0.4	0.29 J	ND< 0.2	0.41 J	ND< 0.20	ND< 0.20	ND< 2	ND< 20	ND< 40	ND< 5.0	0.25 J	ND< 0.20	ND< 10
Chloromethane	5	ND< 0.5	ND< 0.5	ND< 0.5	ND< 0.5	ND< 0.4	ND< 0.2	ND< 0.2	ND< 0.5	ND< 0.20	ND< 0.20	ND< 2	ND< 20	ND< 40	ND< 5.0	ND< 0.20	ND< 0.20	ND< 10
cis-1,2-Dichloroethylene	5	**1300**	**1600**	**440**	**150**	**280 D**	**1400**	**910 D**	**1000**	**1200**	**1700**	**1,100**	**1,900**	**1,200**	**2,100**	**1,800**	**1,200**	**510**
cis-1,3-Dichloropropylene	0.4*	*ND< 0.5*	*ND< 0.5*	*ND< 0.5*	*ND< 0.5*	*ND< 0.4*	*ND< 0.2*	*ND< 0.2*	ND< 0.5	ND< 0.20	ND< 0.20	*ND< 2*	*ND< 20*	*ND< 40*	*ND< 5.0*	*ND< 0.20*	*ND< 0.20*	*ND< 10*
Cyclohexane	NS	ND< 0.5	ND< 0.5	0.36 J	ND< 0.5	ND< 0.4	ND< 0.2	ND< 0.2	ND< 0.5	ND< 0.20	ND< 0.20	ND< 2	ND< 20	ND< 40	ND< 5.0	0.52	ND< 0.20	ND< 10
Dibromochloromethane	50*	ND< 0.5	ND< 0.5	ND< 0.5	ND< 0.5	ND< 0.4	ND< 0.2	ND< 0.2	*ND< 0.5*	ND< 0.20	ND< 0.20	ND< 2	ND< 20	ND< 40	ND< 5.0	ND< 0.20	ND< 0.20	ND< 10
Dichlorodifluoromethane	5	1.7	ND< 0.5	**6.4 ICV-E**	ND< 0.5	ND< 0.4	1.4	1.2	**6.4**	**24**	ND< 0.20	ND< 2	ND< 20	ND< 40	46	1.2	ND< 0.20	ND< 10
Ethyl Benzene	5	0.31 J	ND< 0.5	ND< 0.5	ND< 0.5	ND< 0.4	ND< 0.2	ND< 0.2	ND< 0.5	ND< 0.20	ND< 0.20	ND< 2	ND< 20	ND< 40	ND< 5.0	ND< 0.20	ND< 0.20	ND< 10
Isopropylbenzene	5	ND< 0.5	ND< 0.5	ND< 0.5	ND< 0.5	ND< 0.4	ND< 0.2	ND< 0.2	ND< 0.5	ND< 0.20	ND< 0.20	ND< 2	ND< 20	ND< 40	ND< 5.0	ND< 0.20	ND< 0.20	ND< 10
Methyl acetate	NS	ND< 0.5	ND< 0.5	ND< 0.5	ND< 0.5	ND< 0.4	ND< 0.2	ND< 0.2	*ND< 0.5*	ND< 0.20	ND< 0.20	ND< 2	ND< 20	ND< 40	ND< 5.0	ND< 0.20	ND< 0.20	ND< 10
Methyl tert-butyl ether (MTBE)	10*	0.63	ND< 0.5	ND< 0.5	0.86	1.60 D	1.50	0.95	1.2	1.4	ND< 0.20	ND< 2	ND< 20	ND< 40	ND< 5.0	ND< 0.20	ND< 0.20	ND< 10
Methylcyclohexane	NS	2.2	3.7	1.3	ND< 0.5	ND< 0.4	0.57	0.47 J	0.51	0.76	0.30 J	ND< 2	ND< 20	ND< 40	ND< 5.0	1.3	ND< 0.20	ND< 10
Methylene chloride	5	ND< 2	1.5 J,B	ND< 2	ND< 2	ND< 2	ND< 1	ND< 1	ND< 2	ND< 1	ND< 1	*ND< 10*	*ND< 100*	***210 J***	*ND< 25*	*ND< 1.0*	*ND< 1.0*	*ND< 50*
o-Xylene	5	ND< 0.5	ND< 0.5	ND< 0.5	ND< 0.5	ND< 0.4	ND< 0.2	ND< 0.2	ND< 0.5	2.0	1.3	ND< 2	ND< 20	ND< 40	ND< 5.0	0.45 J	ND< 0.20	ND< 10
p- & m- Xylenes	5	ND< 1	ND< 1.0	ND< 1	ND< 1	ND< 1	ND< 0.5	ND< 0.5	ND< 1	ND< 0.50	ND< 0.50	ND< 5	ND< 50	ND< 100	ND< 12	ND< 0.50	ND< 0.50	ND< 25
Styrene	5	ND< 0.5	ND< 0.5	ND< 0.5	ND< 0.5	ND< 0.4	ND< 0.2	ND< 0.2	ND< 0.5	ND< 0.20	ND< 0.20	ND< 2	ND< 20	ND< 40	ND< 5.0	ND< 0.20	ND< 0.20	ND< 10
Tetrachloroethylene	5	**280**	**260 SCAL-E**	**170**	**120**	**210 D**	**1000**	**640 D**	**2500**	ND< 0.20	**4,200 SCAL-E**	**3,400 SCAL-E**	**2,700**	**6,500**	**2,700 B**	**4,500**	**3,700**	**1,600 QL-02**
Toluene	5	0.5	ND< 0.50	ND< 0.5	ND< 0.5	ND< 0.4	ND< 0.2	ND< 0.2	ND< 0.5	ND< 0.20	ND< 0.20	ND< 2	ND< 20	ND< 40	ND< 5.0	ND< 0.20	ND< 0.20	ND< 10
trans-1,2-Dichloroethylene	5	**6.3**	4.70	2.3	0.62	2.30 D	**19**	**21**	**42**	**52**	**92**	3 J	ND< 20	ND< 40	ND< 5.0	**45**	**23**	ND< 10
trans-1,3-Dichloropropylene	0.4*	*ND< 0.5*	*ND< 0.5*	*ND< 0.5*	*ND< 0.5*	ND< 0.4	ND< 0.2	ND< 0.2	ND< 0.5	ND< 0.20	ND< 0.20	*ND< 2*	*ND< 20*	*ND< 40*	*ND< 5.0*	*ND< 0.20*	*ND< 0.20*	*ND< 10*
Trichloroethylene	5	**100**	**76.0**	**52**	**13**	**65 D**	**370**	**150**	**130**	**71**	**63.0**	**40**	**86**	**170**	**88**	**150**	**130**	**98 QL-02**
Trichlorofluoromethane (freon 11)	5	3	2.1	2.2 ICV-E	2.8	2.8 D	3.6	**7.0**	**6.3**	**7.6**	**10**	4.4 J	ND< 20	ND< 40	7.0 J	3.6	**5.1**	ND< 10
Vinyl Chloride	2	0.70	ND< 0.50	ND< 0.5	ND< 0.5	ND< 0.4	0.43 J	3.6	0.47 J	0.23 J	**7.9**	ND< 2	ND< 20	ND< 40	ND< 5.0	0.96	ND< 0.20	ND< 10
Total VOC concentration	NS	1,862.53	2,087.20	726.70	338.18	636.78	3,139.61	2,284.43	4,911.51	2,937.59	7,437.43	5,260.70	5,485.00	10,710.00	5,869.00	7,651.05	6,396.73	2,486.00
Total CVOC concentration	NS	1,858.60	2,083.50	725.04	337.32	631.78	3,137.21	2,227.37	4,909.32	2,933.13	7,435.13	5,260.70	5,345.00	10,350.00	5,811.00	7,648.41	6,396.73	2,486.00
Total Petro-VOC concentration	NS	1.73	0.00	0.00	0.86	1.60	1.83	1.16	1.68	3.70	1.60	0.00	0.00	0.00	0.00	0.82	0.00	0.00
Other VOC concentration	NS	2.2	3.7	1.66	0.0	0.0	0.57	55.90	0.51	0.76	0.70	0.0	0.0	0.0	0.0	1.82	0.0	0.0

LaBella
Powered by partnership

Table 3
Historical Groundwater Analytical Results Summary
136 Fuller Road, Albany, New York
NYSDEC BCP Site # C401055

Sample Location	NYSDEC TOGS Standards and Guidance Values	MW32													
Sample ID: FRMW (Fuller Rd Monitoring Well)-Well ID# (approx. depth to well bottom) and (Screen Interval)		FRMW-MW32-X25 (15-25')													
Sample Date		9/6/2018	12/6/2018	3/5/2019	6/11/2019	6/11/2019	9/17/2019	12/17/2019	12/17/2019	3/16/2020	6/11/2020	6/11/2020	8/27/2020	12/14/2020	uplicate 12/15/202
Lab Sample ID		18I0297-01	18L0310-02	19C0144-02	19F0430-12	19F0430-15	19I0905-05	19L0806-05	19L0806-05	20C0746-02	20F0477-12	20F0477-15	20H1134-05	20L0785-05	20L0785-07
Groundwater Elevation (ft. amsl)		238.12	238.95	239.57	239.89	Duplicate	239.02	239.04	239.04	239.29	239.50	Duplicate	239.50	238.70	238.70
Analyte	ppb	ppb	ppb	ppb	ppb	ppb	ppb	ppb	ppb	ppb	ppb	ppb	ppb	ppb	ppb
1,1,1-Trichloroethane	5	**13**	**130**	**200**	**2,100**	**2,000**	**220**	**24**	**24**	5.3	44	**45**	**32**	**56**	**51**
1,1,2,2-Tetrachloroethane	5	ND< 0.20	ND< 0.20	ND< 0.20	ND< 0.20	ND< 0.20	ND< 0.20	ND< 2.5	ND< 2.5	ND< 0.20	ND< 0.20	ND< 0.20	ND< 2.5	ND< 0.20	ND< 0.20
1,1,2-Trichloro-1,2,2-trifluoroethane	5	ND< 0.20	ND< 0.20	ND< 0.20	ND< 0.20	ND< 0.20	ND< 0.20	ND< 2.5	ND< 2.5	ND< 0.20	ND< 0.20	ND< 0.20	ND< 2.5	ND< 0.20	ND< 0.20
1,1,2-Trichloroethane	1	ND< 0.20	ND< 0.20	ND< 0.20	ND< 0.20	ND< 0.20	ND< 0.20	*ND< 2.5*	*ND< 2.5*	ND< 0.20	ND< 0.20	ND< 0.20	ND< 2.5	ND< 0.20	ND< 0.20
1,1-Dichloroethane	5	**5.9**	**120**	**60**	**320**	**290**	**65**	**14**	**14**	2.1	18	**18**	**71**	**30**	**28**
1,1-Dichloroethylene	5	4.2	**20.0**	**120**	**130**	**140**	**28**	**8.1**	**8.1**	0.70 ICV-E	20	**20**	**24**	**25**	ND< 0.2
1,2,3-Trichlorobenzene	5	ND< 0.20	ND< 0.20	ND< 0.20	ND< 0.20	ND< 0.20	ND< 0.20	ND< 2.5	ND< 2.5	ND< 0.20	ND< 0.20	ND< 0.20	ND< 2.5	na	na
1,2,4-Trichlorobenzene	5	ND< 0.20	ND< 0.20	ND< 0.20	ND< 0.20	ND< 0.20	ND< 0.20	ND< 2.5	ND< 2.5	ND< 0.20	ND< 0.20	ND< 0.20	ND< 2.5	ND< 0.20	ND< 0.20
1,2-Dibromo-3-chloropropane	0.04	*ND< 0.20*	*ND< 0.20*	*ND< 0.20*	*ND< 0.20*	*ND< 0.20*	*ND< 0.20*	*ND< 2.5*	*ND< 2.5*	*ND< 0.20*	*ND< 0.20*	*ND< 0.20*	*ND< 2.5*	*ND< 0.20*	*ND< 0.20*
1,2-Dibromoethane	0.0006	*ND< 0.20*	*ND< 0.20*	*ND< 0.20*	*ND< 0.20*	*ND< 0.20*	*ND< 0.20*	*ND< 2.5*	*ND< 2.5*	*ND< 0.20*	*ND< 0.20*	*ND< 0.20*	*ND< 2.5*	*ND< 0.20*	*ND< 0.20*
1,2-Dichlorobenzene	3	ND< 0.20	ND< 0.20	ND< 0.20	ND< 0.20	ND< 0.20	ND< 0.20	ND< 2.5	ND< 2.5	ND< 0.20	ND< 0.20	ND< 0.20	ND< 2.5	na	na
1,2-Dichloroethane	0.6	ND< 0.20	**1.5**	**5**	ND< 0.20	**4.0**	ND< 0.20	ND< 2.5	ND< 2.5	ND< 0.20	0.49 J	0.50	*ND< 2.5*	**0.65**	**0.62**
1,2-Dichloropropane	1	ND< 0.20	ND< 0.20	ND< 0.20	ND< 0.20	ND< 0.20	ND< 0.20	*ND< 2.5*	*ND< 2.5*	ND< 0.20	ND< 0.20	ND< 0.20	*ND< 2.5*	ND< 0.20	ND< 0.20
1,3-Dichlorobenzene	3	ND< 0.20	ND< 0.20	ND< 0.20	ND< 0.20	ND< 0.20	ND< 0.20	ND< 2.5	ND< 2.5	3.4	ND< 0.20	ND< 0.20	ND< 2.5	na	na
1,4-Dichlorobenzene	3	ND< 0.20	ND< 0.20	ND< 0.20	ND< 0.20	ND< 0.20	ND< 0.20	ND< 2.5	ND< 2.5	ND< 0.20	ND< 2.20	ND< 2.20	ND< 2.5	na	na
2-Butanone	50*	ND< 0.20	ND< 0.20	ND< 0.20	ND< 0.20	ND< 0.20	ND< 0.20	ND< 2.5	ND< 2.5	ND< 0.20	ND< 0.20	ND< 0.20	ND< 2.5	ND< 0.20	ND< 0.20
2-Hexanone	50*	ND< 0.20	ND< 0.20	ND< 0.20	ND< 0.20	ND< 0.20	ND< 0.20	ND< 2.5	ND< 2.5	ND< 0.20	ND< 0.20	ND< 0.20	ND< 5.0	ND< 0.20	ND< 0.20
Methyl isobutyl ketone (4-Methyl-2-pentanone)	NS	ND< 0.20	ND< 0.20	ND< 0.20	ND< 0.20	ND< 0.20	ND< 0.20	ND< 2.5	ND< 2.5	ND< 0.20	ND< 0.20	ND< 0.20	ND< 2.5	ND< 0.20	ND< 0.20
Acetone	50*	ND< 1.0	ND< 1.00	ND< 1.00	ND< 1.00	1.7 J	ND< 1.00	ND< 5.0	ND< 5.0	ND< 1.0	ND< 1.0	ND< 1.0	ND< 2.5	1.2 J	1.6 J
Benzene	1	ND< 0.20	0.24 J	0.85	0.63	0.63	0.21 J	*ND< 2.5*	*ND< 2.5*	ND< 0.20	ND< 0.20	ND< 0.20	*ND< 2.5*	ND< 0.2	ND< 0.20
Bromochloromethane	5	ND< 0.20	ND< 0.20	ND< 0.20	ND< 0.20	ND< 0.20	ND< 0.20	ND< 2.5	ND< 2.5	ND< 0.20	ND< 0.20	ND< 0.20	ND< 2.5	na	na
Bromodichloromethane	50*	ND< 0.20	ND< 0.20	ND< 0.20	ND< 0.20	ND< 0.20	ND< 0.20	ND< 2.5	ND< 2.5	ND< 0.20	ND< 0.20	ND< 0.20	ND< 2.5	ND< 0.20	ND< 0.20
Bromoform	50*	ND< 0.20	ND< 0.20	ND< 0.20	ND< 0.20	ND< 0.20	ND< 0.20	ND< 2.5	ND< 2.5	ND< 0.20	ND< 0.20	ND< 0.20	ND< 2.5	ND< 0.20	ND< 0.20
Bromomethane	5	ND< 0.20	ND< 0.20	ND< 0.20	ND< 0.20	ND< 0.20	ND< 0.20	ND< 2.5	ND< 2.5	ND< 0.20	ND< 0.20	ND< 0.20	ND< 2.5	ND< 0.20	ND< 0.20
Carbon disulfide	60*	ND< 0.20	ND< 0.20	ND< 0.20	1.1	0.39 J	0.62	ND< 2.5	ND< 2.5	ND< 0.20	0.27 J	ND< 0.20	ND< 2.5	ND< 0.20	ND< 0.20
Carbon tetrachloride	5	ND< 0.20	ND< 0.20	ND< 0.20	ND< 0.20	ND< 0.20	ND< 0.20	ND< 2.5	ND< 2.5	ND< 0.20	ND< 0.20	ND< 0.20	ND< 2.5	ND< 0.20	ND< 0.20
Chlorobenzene	5	ND< 0.20	ND< 0.20	ND< 0.20	0.30 J	ND< 0.20	ND< 0.20	ND< 2.5	ND< 2.5	ND< 0.20	ND< 0.20	ND< 0.20	ND< 2.5	ND< 0.20	ND< 0.20
Chloroethane	5	ND< 0.20	ND< 0.20	ND< 0.20	ND< 0.20	ND< 0.20	ND< 0.20	ND< 2.5	ND< 2.5	ND< 0.20	ND< 0.20	ND< 0.20	ND< 2.5	ND< 0.20	ND< 0.20
Chloroform	7	ND< 0.20	ND< 0.20	0.62	0.48 J	0.50	ND< 0.20	ND< 2.5	ND< 2.5	ND< 0.20	ND< 0.20	ND< 0.20	ND< 2.5	0.27 J	0.26 J
Chloromethane	5	ND< 0.20	ND< 0.20	ND< 0.20	ND< 0.20	ND< 0.20	ND< 0.20	ND< 2.5	ND< 2.5	ND< 0.20	ND< 0.20	ND< 0.20	ND< 2.5	ND< 0.20	ND< 0.20
cis-1,2-Dichloroethylene	5	**140**	**770**	**770**	**2,800**	**2,600**	**800**	**300**	**300**	83	750	**720**	**720**	**850**	**790**
cis-1,3-Dichloropropylene	0.4*	ND< 0.20	ND< 0.20	ND< 0.20	ND< 0.20	ND< 0.20	ND< 0.20	*ND< 2.5*	*ND< 2.5*	ND< 0.20	ND< 0.20	ND< 0.20	ND< 2.5	ND< 0.20	ND< 0.20
Cyclohexane	NS	ND< 0.20	ND< 0.20	ND< 0.20	ND< 0.20	ND< 0.20	0.43 J	ND< 2.5	ND< 2.5	ND< 0.20	ND< 0.20	ND< 0.20	ND< 2.5	na	na
Dibromochloromethane	50*	ND< 0.20	ND< 0.20	ND< 0.20	ND< 0.20	ND< 0.20	ND< 0.20	ND< 2.5	ND< 2.5	ND< 0.20	0.53 ICV-E, QL-02	0.53	ND< 2.5	ND< 0.20	ND< 0.20
Dichlorodifluoromethane	5	ND< 0.20	0.89	4.2	**40**	1.3	ND< 0.20	ND< 2.5	ND< 2.5	ND< 0.20	ND< 0.20	ND< 0.20	ND< 2.5	0.48 J	0.41 J
Ethyl Benzene	5	ND< 0.20	ND< 0.20	ND< 0.20	ND< 0.20	0.20 J	ND< 0.20	ND< 2.5	ND< 2.5	ND< 0.20	ND< 0.20	ND< 0.20	ND< 2.5	ND< 0.20	ND< 0.20
Isopropylbenzene	5	ND< 0.20	ND< 0.20	ND< 0.20	ND< 0.20	ND< 0.20	ND< 0.20	ND< 2.5	ND< 2.5	ND< 0.20	ND< 0.20	ND< 0.20	ND< 2.5	ND< 0.20	ND< 0.20
Methyl acetate	NS	ND< 0.20	ND< 0.20	ND< 0.20	ND< 0.20	ND< 0.20	ND< 0.20	ND< 2.5	ND< 2.5	ND< 0.20	ND< 0.20	ND< 0.20	ND< 2.5	ND< 0.20	ND< 0.20
Methyl tert-butyl ether (MTBE)	10*	0.36 J	0.44 J	0.81	0.93	0.90	0.45 J	ND< 2.5	ND< 2.5	0.38 J	0.40 J	0.42 J	ND< 2.5	0.38 J	0.43 J
Methylcyclohexane	NS	ND< 0.20	0.41 J	2.2	2.4	2.3	1.0	ND< 2.5	ND< 2.5	ND< 0.20	ND< 0.20	ND< 0.20	ND< 5.0	ND< 0.20	ND< 0.20
Methylene chloride	5	ND< 1.0	ND< 1.0	ND< 1.0	ND< 1.0	ND< 1.0	ND< 1.0	ND< 2.5	ND< 2.5	ND< 1.00	ND< 1.00	ND< 1.00	ND< 2.5	ND< 1	ND< 1
o-Xylene	5	ND< 0.20	ND< 0.20	0.76	2.8	2.7	1.0	ND< 2.5	ND< 2.5	ND< 0.20	ND< 0.20	ND< 0.20	ND< 2.5	ND< 0.20	ND< 0.20
p- & m- Xylenes	5	ND< 0.50	ND< 0.50	ND< 0.50	1.1	1.2	ND< 0.50	ND< 2.5	ND< 2.5	ND< 0.50	ND< 0.50	ND< 0.50	ND< 2.5	ND< 0.50	ND< 0.50
Styrene	5	ND< 0.20	ND< 0.20	ND< 0.20	ND< 0.20	ND< 0.20	ND< 0.20	ND< 2.5	ND< 2.5	ND< 0.20	ND< 0.20	ND< 0.20	ND< 2.5	ND< 0.20	ND< 0.20
Tetrachloroethylene	5	**150**	**1,000**	**4,500**	**7,500**	**6,600**	**2,900** CCV-E	**130**	**130**	58	37	**37**	*ND< 250*	**48**	**44**
Toluene	5	ND< 0.20	ND< 0.20	1.2	1.4	1.4	ND< 0.20	ND< 2.5	ND< 2.5	ND< 0.20	ND< 0.20	ND< 0.20	ND< 2.5	ND< 0.20	ND< 0.20
trans-1,2-Dichloroethylene	5	0.36 J	**6.5**	**20**	**86**	**39**	**41**	2.5 J	2.5 J	0.87	6.3	**6.4**	ND< 2.5	**24**	**15**
trans-1,3-Dichloropropylene	0.4*	ND< 0.20	ND< 0.20	ND< 0.20	ND< 0.20	ND< 0.20	ND< 0.20	*ND< 2.5*	*ND< 2.5*	ND< 0.20	ND< 0.20	ND< 0.20	*ND< 2.5*	ND< 0.20	ND< 0.20
Trichloroethylene	5	**18**	**160**	**83**	**100**	**98**	**100**	**24**	**24**	8.4	11	**11**	*ND< 250*	**25**	**23**
Trichlorofluoromethane (freon 11)	5	1.3	2	4.5	**6.8**	**7.2**	1.5	ND< 2.5	ND< 2.5	0.29 J	0.85	0.84	ND< 2.5	0.88	0.86
Vinyl Chloride	2	ND< 0.20	0.36 J	**4.5**	**15**	**15**	**3.8**	*ND< 2.5*	*ND< 2.5*	ND< 0.20	ND< 0.20	ND< 0.20	*ND< 2.5*	ND< 0.20	ND< 0.20
Total VOC concentration	NS	333.12	2,212.34	5,777.64	13,108.94	11,806.42	4,163.01	502.60	502.60	145.44	896.84	859.69	847.00	1,061.86	955.18
Total CVOC concentration	NS	332.76	2,211.25	5,771.82	13,098.58	11,795.00	4,159.30	502.60	502.60	145.06	890.17	859.27	847.00	1,060.28	953.15
Total Petro-VOC concentration	NS	0.36	0.68	3.62	6.86	7.03	1.66	0.00	0.00	0.38	0.40	0.42	0.00	0.38	0.43
Other VOC concentration	NS	0.0	0.41	2.2	3.5	2.3	2.05	0.0	0.0	0.0	0.3	0.0	0.0	1.2	1.6

LaBella
Powered by partnership.

Table 3
Historical Groundwater Analytical Results Summary
136 Fuller Road, Albany, New York
NYSDEC BCP Site # C401055

Sample Location	NYSDEC TOGS Standards and Guidance Values	MW32																			
Sample ID: FRMW (Fuller Rd Monitoring Well)		FRMW-MW32-X25 (15-25')																			
Well ID# (approx. depth to well bottom) and (Screen Interval																					
Sample Date		3/12/2021	6/16/2021	9/29/2021	12/16/2021	4/1/2022	6/7/2022	9/22/2022	12/14/2022	3/30/2023	6/21/2023	9/12/2023	12/20/2023	3/19/2024	6/10/2024	9/5/2024	1/7/2025	3/4/2025	6/30/2025	9/25/2025	12/16/2025
Lab Sample ID		21C0753-06	21F0819-06	21J0004-05	21L1055-05	22D0076-05	22F0429-13	22I1220-05	22L0969-05	23D0011-05	23F1500-12	23I0834-05	23L1487-01	24C1318-05	24F0876-01	24I0384-04	24A0490-05	24C0242-04	25G0131-14	25I1856-03	25L1126-03
Groundwater Elevation (ft. amsl		238.79	239.00	239.09	239.54	239.54	239.99	238.52	238.62	239.87	239.87	240.03	239.57	240.62	240.27	239.91	239.19	238.82	240.09	238.67	238.68
Analyte	ppb	ppb	ppb	ppb	ppb	ppb	ppb	ppb	ppb	ppb	ppb	ppb	ppb	ppb	ppb	ppb	ppb	ppb	ppb	ppb	ppb
1,1,1-Trichloroethane	5	4,600	3,600	**2,400**	**1,200**	**2,000**	**880**	**350**	**1,400**	**3,100**	**1,900**	**41**	**4,520**	**78**	**360**	**400**	**1,230**	**395**	**233**	**876 D**	**4,100 D**
1,1,2,2-Tetrachloroethane	5	ND< 0.20	ND< 0.20	ND< 0.20	ND< 0.20	ND< 0.20	ND< 0.20	ND< 0.20	ND< 0.20	ND< 2	ND< 0.20	ND< 0.20	ND< 0.256	ND< 0.200	ND< 0.20	ND< 0.20	**5.8**	ND< 0.256	ND< 0.256	ND< 0.256	ND< 0.256
1,1,2-Trichloro-1,2,2-trifluoroethane	5	ND< 0.20	ND< 0.20	ND< 0.20	ND< 0.20	ND< 0.20	ND< 0.20	ND< 0.20	ND< 0.20	ND< 2	ND< 0.20	ND< 0.20	3.48	ND< 0.200	ND< 0.20	ND< 0.20	ND< 0.29	ND< 0.29	ND< 0.286	ND< 0.286	ND< 0.286
1,1,2-Trichloroethane	1	0.62 J	4.8	ND< 0.20	ND< 0.20	ND< 0.20	**2.1**	ND< 0.20	0.580	ND< 2	ND< 0.20	ND< 0.20	ND< 0.249	ND< 0.200	ND< 0.20	ND< 0.20	ND< 0.25	ND< 0.25	0.430 J	ND< 0.249	**1.24**
1,1-Dichloroethane	5	88	130	**180**	**180**	**360**	**120**	**81**	**61**	**160**	**250**	**40**	**133**	**58**	**49**	**28**	**48.2**	**18.2**	**54.7**	**75.5**	**76.0 D**
1,1-Dichloroethylene	5	88	140	**80**	**74**	**150**	39 J	**30**	**69**	**140**	**110**	**15**	**116**	**78**	**33**	**28**	**76.2**	**20.1**	**29.1**	**75.0**	**173 D**
1,2,3-Trichlorobenzene	5	ND< 0.20	ND< 0.20	ND< 0.20	ND< 0.20	ND< 0.20	ND< 0.20	ND< 0.20	ND< 0.20	ND< 2	ND< 0.20	ND< 0.20	ND< 0.222	ND< 0.200	ND< 0.20	ND< 0.20	ND< 0.22	ND< 0.22	ND< 0.222	ND< 0.222	ND< 0.222
1,2,4-Trichlorobenzene	5	ND< 0.20	ND< 0.20	ND< 0.20	ND< 0.20	ND< 0.20	ND< 0.20	ND< 0.20	ND< 0.20	ND< 2	ND< 0.20	ND< 0.20	ND< 0.138	ND< 0.200	ND< 0.20	ND< 0.20	ND< 0.14	ND< 0.14	ND< 0.138	ND< 0.138	ND< 0.138
1,2-Dibromo-3-chloropropane	0.04	*ND< 0.20*	*ND< 0.20*	*ND< 0.20*	*ND< 0.20*	*ND< 0.20*	*ND< 0.20*	*ND< 0.20*	*ND< 0.20*	ND< 2	*ND< 0.20*	*ND< 0.20*	*ND< 0.432*	*ND< 0.200*	*ND< 0.20*	*ND< 0.20*	*ND< 0.43*	*ND< 0.43*	ND< *0.432*	ND< *0.432*	ND< *0.432*
1,2-Dibromoethane	0.0006	*ND< 0.20*	*ND< 0.20*	*ND< 0.20*	*ND< 0.20*	*ND< 0.20*	*ND< 0.20*	*ND< 0.20*	*ND< 0.20*	ND< 2	*ND< 0.20*	*ND< 0.20*	*ND< 0.215*	*ND< 0.200*	*ND< 0.20*	*ND< 0.20*	*ND< 0.22*	*ND< 0.22*	ND< *0.215*	ND< *0.215*	ND< *0.215*
1,2-Dichlorobenzene	3	ND< 0.20	ND< 0.20	ND< 0.20	ND< 0.20	ND< 0.20	ND< 0.20	ND< 0.20	ND< 0.20	ND< 2	ND< 0.20	ND< 0.20	ND< 0.270	ND< 0.200	ND< 0.20	ND< 0.20	ND< 0.27	ND< 0.27	ND< 0.270	ND< 0.270	ND< 0.270
1,2-Dichloroethane	0.6	0.43 J	0.38 J	ND< 0.20	ND< 0.20	**4.6**	**4.8**	ND< 0.20	ND< 0.20	ND< 2	**2.2**	**0.79**	ND< 0.377	ND< 0.200	**0.77**	ND< 0.20	ND< 0.38	ND< 0.38	**0.98**	**1.43**	ND< 0.377
1,2-Dichloropropane	1	ND< 0.20	ND< 0.20	ND< 0.20	ND< 0.20	ND< 0.20	ND< 0.20	ND< 0.20	ND< 0.20	ND< 2	ND< 0.20	ND< 0.20	ND< 0.327	ND< 0.200	ND< 0.20	ND< 0.20	ND< 0.33	ND< 0.33	ND< 0.327	ND< 0.327	ND< 0.327
1,3-Dichlorobenzene	3	ND< 0.20	ND< 0.20	ND< 0.20	ND< 0.20	ND< 0.20	ND< 0.20	ND< 0.20	ND< 0.20	ND< 2	ND< 0.20	ND< 0.20	ND< 0.283	ND< 0.200	ND< 0.20	ND< 0.20	ND< 0.28	ND< 0.28	ND< 0.283	ND< 0.283	ND< 0.283
1,4-Dichlorobenzene	3	ND< 0.20	ND< 0.20	ND< 0.20	ND< 0.20	ND< 0.20	ND< 0.20	ND< 0.20	ND< 0.20	ND< 2	ND< 0.20	ND< 0.20	ND< 0.311	ND< 0.200	ND< 0.20	ND< 0.20	ND< 0.31	ND< 0.31	ND< 0.311	ND< 0.311	ND< 0.311
2-Butanone	50*	ND< 0.20	ND< 0.20	ND< 0.20	ND< 0.20	ND< 0.20	ND< 0.20	ND< 0.20	ND< 0.20	ND< 2	ND< 0.20	ND< 0.20	ND< 0.421	ND< 0.200	ND< 0.20	ND< 0.20	ND< 0.42	ND< 0.42	ND< 0.421	ND< 0.421	ND< 0.421
2-Hexanone	50*	ND< 0.20	ND< 0.20	ND< 0.20	ND< 0.20	ND< 0.20	ND< 0.20	ND< 0.20	ND< 0.20	ND< 2	ND< 0.20	ND< 0.20	ND< 0.320	ND< 0.200	ND< 0.20	ND< 0.20	ND< 0.32	ND< 0.32	ND< 0.320	1.01	ND< 0.320
Methyl isobutyl ketone (4-Methyl-2-pentanone)	NS	ND< 0.20	ND< 0.20	ND< 0.20	ND< 0.20	ND< 0.20	ND< 0.20	ND< 0.20	ND< 0.20	ND< 2	ND< 0.20	ND< 0.20	ND< 0.365	ND< 0.200	ND< 0.20	ND< 0.20	ND< 0.37	ND< 0.37	ND< 0.365	ND< 0.365	ND< 0.365
Acetone	50*	1.0 J	ND< 1.00	ND< 1	ND< 1	ND< 1	ND< 1.0	ND< 1.0	ND< 1.0	ND< 10	ND< 1.0	ND< 1.0	ND< 1.34	ND< 1	ND< 1.0	2 J	ND< 1.3	ND< 1.3	ND< 1.340	3.220	ND< 1.340
Benzene	1	ND< 0.20	0.42 J	0.21 J	0.46 J	ND< 0.20	**1.1**	ND< 0.20	ND< 0.20	ND< 2	ND< 0.20	ND< 0.20	ND< 0.279	ND< 0.200	ND< 0.20	ND< 0.20	ND< 0.28	ND< 0.28	ND< 0.279	0.30 J	0.280
Bromochloromethane	5	ND< 0.20	ND< 0.20	ND< 0.20	ND< 0.20	ND< 0.20	ND< 0.20	ND< 0.20	ND< 0.20	ND< 2	ND< 0.20	ND< 0.20	ND< 0.354	ND< 0.200	ND< 0.20	ND< 0.20	ND< 0.35	ND< 0.35	ND< 0.354	ND< 0.354	ND< 0.354
Bromodichloromethane	50*	ND< 0.20	ND< 0.20	ND< 0.20	ND< 0.20	ND< 0.20	ND< 0.20	ND< 0.20	ND< 0.20	ND< 2	ND< 0.20	ND< 0.20	ND< 0.245	ND< 0.200	ND< 0.20	ND< 0.20	ND< 0.25	ND< 0.25	ND< 0.245	ND< 0.245	ND< 0.245
Bromoform	50*	ND< 0.20	ND< 0.20	ND< 0.20	ND< 0.20	ND< 0.20	ND< 0.20	ND< 0.20	ND< 0.20	ND< 2	ND< 0.20	ND< 0.20	ND< 0.163	ND< 0.200	ND< 0.20	ND< 0.20	ND< 0.16	ND< 0.16	ND< 0.163	ND< 0.163	ND< 0.163
Bromomethane	5	ND< 0.20	ND< 0.20	ND< 0.20	ND< 0.20	ND< 0.20	ND< 0.20	ND< 0.20	ND< 0.20	ND< 2	ND< 0.20	ND< 0.20	ND< 0.119	ND< 0.200	ND< 0.20	ND< 0.20	ND< 0.12	ND< 0.12	ND< 0.500	ND< 0.500	ND< 0.500
Carbon disulfide	60*	ND< 0.20	ND< 0.20	ND< 0.20	ND< 0.20	ND< 0.20	0.56 B	ND< 0.20	ND< 0.20	ND< 2	ND< 0.20	ND< 0.20	ND< 0.362	ND< 0.200	ND< 0.20	ND< 0.20	ND< 0.36	ND< 0.36	ND< 0.362	ND< 0.362	ND< 0.362
Carbon tetrachloride	5	ND< 0.20	ND< 0.20	ND< 0.20	ND< 0.20	ND< 0.20	ND< 0.20	ND< 0.20	ND< 0.20	ND< 2	ND< 0.20	ND< 0.20	ND< 0.204	ND< 0.200	ND< 0.20	ND< 0.20	ND< 0.20	ND< 0.20	ND< 0.204	ND< 0.204	ND< 0.204
Chlorobenzene	5	ND< 0.20	0.59	0.39 J	ND< 0.20	ND< 0.20	ND< 0.20	ND< 0.20	0.24 J	ND< 2	0.39 J	ND< 0.20	0.48	0.35 J	ND< 0.20	ND< 0.20	0.43	ND< 0.284	ND< 0.284	ND< 0.284	0.400
Chloroethane	5	ND< 0.20	ND< 0.20	ND< 0.20	ND< 0.20	0.42 J	ND< 0.20	ND< 0.20	ND< 0.20	ND< 2	ND< 0.20	ND< 0.20	ND< 0.448	ND< 0.200	ND< 0.20	ND< 0.20	ND< 0.45	ND< 0.45	ND< 0.448	ND< 0.448	ND< 0.448
Chloroform	7	ND< 0.20	0.44 J	0.23 J	ND< 0.20	0.57	ND< 0.20	ND< 0.20	ND< 0.20	ND< 2	0.49 J	ND< 0.20	0.45	ND< 0.200	ND< 0.20	ND< 0.20	ND< 0.24	ND< 0.24	ND< 0.243	ND< 0.243	0.300
Chloromethane	5	ND< 0.20	ND< 0.20	ND< 0.20	3.0	ND< 0.20	ND< 0.20	ND< 0.20	0.24 J	ND< 2	ND< 0.20	ND< 0.20	ND< 0.372	ND< 0.200	ND< 0.20	ND< 0.20	0.67	ND< 0.372	ND< 0.372	ND< 0.372	ND< 0.372
cis-1,2-Dichloroethylene	5	470	630	**270**	**2,300**	**4,700**	**2,800**	**550**	**160**	**2,200**	**3,100**	**340**	**1,510**	**12**	**470**	**110**	**17**	**12**	**508**	**528 D**	**110 D**
cis-1,3-Dichloropropylene	0.4+	ND< 0.20	ND< 0.20	ND< 0.20	ND< 0.20	ND< 0.20	ND< 0.20	ND< 0.20	ND< 0.20	ND< 2	ND< 2	ND< 0.20	ND< 0.262	ND< 0.200	ND< 0.20	ND< 0.20	ND< 0.26	ND< 0.26	ND< 0.262	ND< 0.262	ND< 0.262
Cyclohexane	NS	0.42 J	ND< 0.20	ND< 0.20	ND< 0.20	ND< 0.20	ND< 0.20	ND< 0.20	ND< 0.20	ND< 2	ND< 2	0.27 J	ND< 0.491	ND< 0.200	ND< 0.20	0.3 J	ND< 0.49	ND< 0.49	ND< 0.491	ND< 0.491	ND< 0.491
Dibromochloromethane	50*	ND< 0.20	ND< 0.20	ND< 0.20	ND< 0.20	ND< 0.20	ND< 0.20	ND< 0.20	ND< 0.20	ND< 2	ND< 2	ND< 0.20	ND< 0.146	ND< 0.200	ND< 0.20	ND< 0.20	ND< 0.15	ND< 0.15	ND< 0.146	ND< 0.146	ND< 0.146
Dichlorodifluoromethane	5	0.33 J, X	0.56	0.23 J	2.0	0.85	ND< 0.20	ND< 0.20	0.27 J	ND< 2	ND< 2	ND< 0.20	0.6	ND< 0.200	1.8	0.58	0.57	ND< 0.451	1.72	1.82	1.48
Ethyl Benzene	5	ND< 0.20	0.73	0.44 J	ND< 0.20	ND< 0.20	ND< 0.20	ND< 0.20	ND< 0.20	ND< 2	ND< 2	ND< 0.20	ND< 0.290	0.43 J	ND< 0.20	ND< 0.20	ND< 0.29	ND< 0.29	ND< 0.290	ND< 0.290	ND< 0.290
Isopropylbenzene	5	ND< 0.20	0.30 J	ND< 0.20	ND< 0.20	ND< 0.20	ND< 0.20	ND< 0.20	ND< 0.20	ND< 2	0.25 J	ND< 0.20	ND< 0.405	ND< 0.200	ND< 0.20	ND< 0.20	ND< 0.41	ND< 0.41	ND< 0.405	ND< 0.405	ND< 0.405
Methyl acetate	NS	ND< 0.20	ND< 0.20	ND< 0.20	ND< 0.20	ND< 0.20	ND< 0.20	ND< 0.20	0.5	ND< 2	ND< 2	ND< 0.20	ND< 0.442	ND< 0.200	ND< 0.20	ND< 0.20	ND< 0.44	ND< 0.44	ND< 0.442	ND< 0.442	ND< 0.442
Methyl tert-butyl ether (MTBE)	10*	0.55	1.2	1.2	ND< 0.20	0.65	1.1	0.8	0.9	ND< 2	0.92	ND< 0.20	0.93	0.93	0.64	0.69	0.83	0.72	0.6	0.35 J	0.700
Methylcyclohexane	NS	0.29 J	5.1	1.2	1.1	1.2	7.3	1.6	4.4	4.4 J	2.4	0.44 J	1.5	2.2	1.2	0.41 J	1.97	0.58	0.67	1.57	0.920
Methylene chloride	5	ND< 1	ND< 1	ND< 1	ND< 1.0	ND< 1.0	ND< 1.0	2.1	ND< 1.0	ND< 10	ND< 1.0	ND< 1.0	ND< 0.397	ND< 1	ND< 1.0	ND< 1.0	ND< 0.4	ND< 0.4	ND< 0.397	ND< 0.397	ND< 0.397
o-Xylene	5	ND< 0.20	11	5.0	ND< 0.20	0.21 J	2.4	1.0	ND< 0.20	**7.2**	3.5	ND< 0.20	2.73	**6**	ND< 0.20	ND< 0.20	1.22	1.22	ND< 0.261	ND< 0.261	1.06
p- & m- Xylenes	5	ND< 0.50	3.4	0.91 J	ND< 0.50	ND< 0.50	ND< 0.50	ND< 0.50	ND< 0.50	ND< 5	ND< 0.50	ND< 0.50	ND< 0.578	ND< 0.500	ND< 0.50	ND< 0.50	ND< 0.58	ND< 0.58	ND< 0.578	ND< 0.578	ND< 0.578
Styrene	5	ND< 0.20	ND< 0.20	ND< 0.20	ND< 0.20	ND< 0.20	ND< 0.20	ND< 0.20	ND< 0.20	ND< 2	ND< 0.20	ND< 0.20	ND< 0.255	ND< 0.200	ND< 0.20	ND< 0.20	ND< 0.26	ND< 0.26	ND< 0.255	ND< 0.255	ND< 0.255
Tetrachloroethylene	5	2,000	20,000	**6,700** E,D,X	**4,700**	**4,200**	**2,600**	**3,100**	**4,200**	**6,800**	**4,500**	**480**	**13,500**	**85**	**3,600**	ND< 0.20	**4,590**	**2,860**	**1,540**	**3,500 D**	**8,460 D**
Toluene	5	ND< 0.20	6.6	2.2	1.3	0.91	2.6	0.24 J	0.20 J	**6**	1.2	ND< 0.2	3.97	0.43 J	ND< 0.20	ND< 0.20	0.53	ND< 0.346	ND< 0.346	ND< 0.346	1.45
trans-1,2-Dichloroethylene	5	1.2	12	1.9	**38**	**57**	**20**	1.9	0.63	4.7 J	**28**	1.4	ND< 0.279	ND< 1.300	2.2	0.61	ND< 0.28	ND< 0.28	4.44	**5.49**	1.80
trans-1,3-Dichloropropylene	0.4+	ND< 0.20	ND< 0.20	ND< 0.20	ND< 0.20	ND< 0.20	ND< 0.20	ND< 0.20	ND< 0.20	ND< 2	ND< 0.20	ND< 0.20	ND< 0.229	ND< 0.200	ND< 0.20	ND< 0.20	ND< 0.23	ND< 0.23	ND< 0.229	ND< 0.229	ND< 0.229
Trichloroethylene	5	290	340	**94**	**170**	**49**	**52**	**100**	**74**	**230**	**91**	**44**	**121**	**110**	**130**	**77**	**94.2**	**45.3**	**118**	**206 D**	**102 D**
Trichlorofluoromethane (freon 11)	5	2.8 qu-oz.con	4.4	3.2	3.7	4.6	**11**	0.99	2.4	2.0 J	4.4	0.71	3.48	2.2	0.72	1.2	2.44	0.79	0.89	1.27	3.66
Vinyl Chloride	2	0.54 J, D, X	0.67	0.73	0.87	0.99	0.88	0.56	0.31 J	**7.2 J**	0.91	ND< 0.20	0.52	0.29	ND< 0.20	ND< 0.20	ND< 0.47	ND< 0.47	ND< 0.469	0.58	ND< 0.469
Total VOC concentration	NS	3,102.98	24,742.29	9,741.84	8,674.43	11,531.00	6,544.84	4,220.19	5,974.67	12,661.50	9,995.66	963.61	19,918.14	433.83	4,649.33	648.79	6,070.06	3,353.81	2,492.53	5,277.54	13,034.29
Total CVOC concentration	NS	3,100.72	24,713.84	9,730.68	8,671.57	11,528.03	6,529.78	4,216.55	5,968.67	12,643.90	9,987.39	962.90	19,909.01	423.84	4,647.49	645.39	6,065.51	3,351.29	2,491.26	5,271.09	13,029.88
Total Petro-VOC concentration	NS	0.55	23.35	9.96	1.76	1.77	7.20	2.04	1.60	13.20	5.87	0.00	7.63	7.79	0.64	0.69	2.58	1.94	0.6	0.7	3.5
Other VOC concentration	NS	1.7	5.1	1.20	1.10	1.20	7.86	1.60	4.40	4.40	2.40	0.71	1.50	2.20	1.20	2.71	1.97	0.58	0.67	5.80	0.92

LaBella
Powered by partnership.

Table 3
Historical Groundwater Analytical Results Summary
136 Fuller Road, Albany, New York
NYSDEC BCP Site # C401055

Sample Location	NYSDEC TOGS Standards and Guidance Values	MW33														
Sample ID: FRMW (Fuller Rd Monitoring Well)-Well ID# (approx. depth to well bottom) and (Screen Interval)		FRMW-MW33-X25 (15-25')														
Sample Date		7/19/2010	9/30/2011	12/14/2011	2/22/2012	5/1/2012	6/28/2012	9/25/2012	12/19/2012	3/18/2013	6/12/2013	9/17/2013	11/19/2013	3/26/2014	6/12/2014	9/16/2014	12/15/2014
Lab Sample ID		10G0579-11	11J0038-16	11L0633-07	12B0883-13	12E0113-13	12F0976-14	12I0945-13	12L0807-13	13C0516-12	13F0453-04	13I0664-03	13K0803-03	14C0921-03	14F0651-15	14I0784-07	14L0667-03
Groundwater Elevation (ft. amsl)		238.68	240.31	240.22	239.81	239.36	239.50	238.13	237.99	238.13	238.38	238.51	238.19	238.70	238.86	238.06	237.94
Analyte	ppb	ppb	ppb	ppb	ppb	ppb	ppb	ppb	ppb	ppb	ppb	ppb	ppb	ppb	ppb	ppb	ppb
1,1,1-Trichloroethane	5	**26**	**23**	*ND< 500*	**85**	**180**	**110 J**	**97**	**50**	3.1 J	1.1 J	ND< 5	ND< 5	**130**	**1,100**	**330**	**91**
1,1,2,2-Tetrachloroethane	5	*ND< 25*	*ND< 5.0*	*ND< 500*	ND< 5.0	*ND< 50*	*ND< 120*	*ND< 50*	*ND< 50*	ND< 5	ND< 5	ND< 5	ND< 5	ND< 0.5	*ND< 50*	ND< 0.5	ND< 0.5
1,1,2-Trichloro-1,2,2-trifluoroethane	5	*ND< 25*	ND< 5.0	*ND< 500*	ND< 5.0	*ND< 50*	*ND< 120*	*ND< 50*	*ND< 50*	ND< 5	ND< 5	ND< 5	ND< 5	ND< 0.5	*ND< 50*	ND< 0.5	ND< 0.5
1,1,2-Trichloroethane	1	*ND< 25*	*ND< 5.0*	*ND< 500*	**2.8 J**	*ND< 50*	*ND< 120*	*ND< 50*	*ND< 50*	*ND< 5*	*ND< 5*	*ND< 5*	ND< *5*	ND< *0.5*	*ND< 50*	**9.5**	**5.7**
1,1-Dichloroethane	5	**660**	**29**	**550**	**310**	**1,600**	**930**	**450**	**340**	**33**	**8.2**	**7.8**	**15**	**500**	**1,000**	**590**	**320**
1,1-Dichloroethylene	5	**28**	**21**	*ND< 500*	**120**	**190**	**100 J**	**84**	**48 J**	**6.6**	1.6 J	1.5 J	3 J	**110**	**320**	ND< 0.5	**85**
1,2,3-Trichlorobenzene	5	na	*na*	*na*	*na*	*na*	*na*	*na*	*na*	*na*	*na*	*na*	*na*	ND< 0.5	*ND< 50*	ND< 0.5	ND< 0.5
1,2,4-Trichlorobenzene	5	*ND< 50*	*ND< 10*	*ND< 1000*	*ND< 10*	*ND< 100*	*ND< 250*	*ND< 100*	*ND< 100*	*ND< 10*	*ND< 10*	*ND< 10*	ND< *10*	ND< 0.5	*ND< 50*	ND< 0.5	ND< 0.5
1,2-Dibromo-3-chloropropane	0.04	*ND< 25*	*ND< 10*	*ND< 1000*	*ND< 10*	*ND< 100*	*ND< 250*	*ND< 100*	*ND< 100*	*ND< 10*	*ND< 10*	*ND< 10*	*ND< 10*	*ND< 0.5*	*ND< 50*	*ND< 2*	*ND< 0.5*
1,2-Dibromoethane	0.0006	*ND< 25*	*ND< 5.0*	*ND< 500*	*ND< 5.0*	*ND< 50*	*ND< 120*	*ND< 50*	*ND< 50*	*ND< 5*	*ND< 5*	*ND< 5*	*ND< 5*	*ND< 0.5*	*ND< 50*	*ND< 0.5*	*ND< 0.5*
1,2-Dichlorobenzene	3	*na*	*na*	*na*	*na*	*na*	*na*	*na*	*na*	*na*	*na*	*na*	*na*	0.21 *J*	*ND< 50*	0.55	ND< 0.5
1,2-Dichloroethane	0.6	*ND< 25*	**1.2 J**	*ND< 500*	***6.6***	***12 J***	*ND< 120*	*ND< 50*	*ND< 50*	*ND< 5*	*ND< 5*	*ND< 5*	*ND< 5*	**8**	*ND< 50*	**15**	**3.9**
1,2-Dichloropropane	1	*ND< 25*	*ND< 5.0*	*ND< 500*	*ND< 5.0*	*ND< 50*	*ND< 120*	*ND< 50*	*ND< 50*	*ND< 5*	*ND< 5*	*ND< 5*	*ND< 5*	ND< *0.5*	*ND< 50*	ND< 0.5	ND< 0.5
1,3-Dichlorobenzene	3	na	*na*	*na*	*na*	*na*	*na*	*na*	*na*	*na*	*na*	*na*	*na*	ND< J	*ND< 50*	ND< 0.5	ND< 0.5
1,4-Dichlorobenzene	3	na	*na*	*na*	*na*	*na*	*na*	*na*	*na*	*na*	*na*	*na*	*na*	0.34	*ND< 50*	ND< 0.5	ND< 0.5
2-Butanone	50*	ND< 25	ND< 10	*ND< 500*	ND< 10	*ND< 100*	*ND< 250*	*ND< 100*	*ND< 100*	ND< 10	ND< 10	ND< 10	ND< 10	ND< 0.5	ND< 50	ND< 2	ND< 0.5
2-Hexanone	50*	ND< 25	ND< 5.0	*ND< 500*	ND< 5.0	ND< 50	*ND< 120*	ND< 50	ND< 50	ND< 5	ND< 5	ND< 5	ND< 5	ND< 0.5	ND< 50	ND< 0.5	ND< 0.5
Methyl isobutyl ketone (4-Methyl-2-pentanone)	NS	ND< 25 J	ND< 10	ND< 1000	ND< 10	ND< 100	ND< 250	ND< 100	ND< 100	ND< 10	ND< 10	ND< 10	ND< 10	ND< 0.5	ND< 50	ND< 0.5	ND< 0.5
Acetone	50*	ND< 25	5.5 J,B	*ND< 500*	ND< 10	13 B	**230 J,B**	*ND< 100*	*ND< 100*	ND< 10	9.1 J,B	ND< 10	ND< 10	ND< 2	**160 CCV-E, J,**	ND< 2	ND< 2
Benzene	1	*ND< 25*	0.92 J	*ND< 500*	**2.0 J**	*ND< 50*	*ND< 120*	*ND< 50*	*ND< 50*	*ND< 5*	*ND< 5*	*ND< 5*	*ND< 5*	2.3	*ND< 50*	**3.4**	**1.4**
Bromochloromethane	5	*na*	*na*	*na*	*na*	*na*	*na*	*na*	*na*	*na*	*na*	*na*	*na*	ND< *0.5*	*ND< 50*	ND< 0.5	ND< 0.5
Bromodichloromethane	50*	ND< 25	ND< 5.0	*ND< 500*	ND< 5.0	ND< 50	*ND< 120*	ND< 50	ND< 50	ND< 5	ND< 5	ND< 5	ND< 5	ND< 0.5	ND< 50	ND< 0.5	ND< 0.5
Bromoform	50*	ND< 25	ND< 5.0	*ND< 500*	ND< 5.0	ND< 50	*ND< 120*	ND< 50	ND< 50	ND< 5	ND< 5	ND< 5	ND< 5	ND< 0.5	ND< 50	ND< 0.5	ND< 0.5
Bromomethane	5	*ND< 25*	ND< 5.0	*ND< 500*	ND< 5.0	*ND< 50*	*ND< 120*	*ND< 50*	*ND< 50*	ND< 5	ND< 5	ND< 5	ND< 5	ND< 0.5	*ND< 50*	ND< 0.5	ND< 0.5
Carbon disulfide	60*	ND< 25	ND< 5.0	*ND< 500*	ND< 5.0	ND< 50	ND< 120	ND< 50	ND< 50	ND< 5	ND< 5	ND< 5	ND< 5	ND< 0.5	ND< 50	ND< 0.5	ND< 0.5
Carbon tetrachloride	5	*ND< 25*	ND< 5.0	*ND< 500*	ND< 5.0	*ND< 50*	*ND< 120*	*ND< 50*	*ND< 50*	ND< 5	ND< 5	ND< 5	ND< 5	ND< 0.5	*ND< 50*	ND< 100	ND< 0.5
Chlorobenzene	5	*ND< 25*	ND< 5.0	*ND< 500*	ND< 5.0	*ND< 50*	*ND< 120*	*ND< 50*	*ND< 50*	ND< 5	ND< 5	ND< 5	ND< 5	ND< 0.5	*ND< 50*	0.39 J	ND< 0.5
Chloroethane	5	*ND< 25*	1.5 J	*ND< 500*	3.6 J	*ND< 50*	*ND< 120*	*ND< 50*	*ND< 50*	ND< 5	ND< 5	ND< 5	ND< 5	2.1	*ND< 50*	**5.5**	1.2
Chloroform	7	*ND< 25*	ND< 5.0	*ND< 500*	ND< 5.0	*ND< 50*	*ND< 120*	*ND< 50*	*ND< 50*	ND< 5	ND< 5	ND< 5	ND< 5	0.87	*ND< 50*	1.6	ND< 0.5
Chloromethane	5	**63**	ND< 5.0	*ND< 500*	ND< 5.0	*ND< 50*	*ND< 120*	*ND< 50*	*ND< 50*	ND< 5	ND< 5	ND< 5	ND< 5	ND< 0.5	*ND< 50*	ND< 0.5	ND< 0.5
cis-1,2-Dichloroethylene	5	*ND< 25*	**45**	**420 J**	**410**	**1,400**	**710**	**850**	**330**	**43**	**8.6**	**13**	**24**	**1,200**	**2,600**	**2000**	**620**
cis-1,3-Dichloropropylene	0.4[+]	*ND< 25*	*ND< 5.0*	*ND< 500*	*ND< 5.0*	*ND< 50*	*ND< 120*	*ND< 50*	*ND< 50*	*ND< 5*	*ND< 5*	*ND< 5*	*ND< 5*	*ND< 0.5*	*ND< 50*	*ND< 0.5*	*ND< 0.5*
Cyclohexane	NS	*na*	*na*	*na*	*na*	*na*	*na*	*na*	*na*	*na*	*na*	*na*	*na*	2.2	ND< 50	ND< 0.5	ND< 0.5
Dibromochloromethane	50*	**31**	ND< 5.0	*ND< 500*	ND< 5.0	ND< 50	*ND< 120*	ND< 50	ND< 50	ND< 5	ND< 5	ND< 5	ND< 5	ND< 0.5	ND< 50	ND< 0.5	ND< 0.5
Dichlorodifluoromethane	5	**25**	**22**	*ND< 500*	**6.3**	**8.6 J**	*ND< 120*	*ND< 50*	*ND< 50*	3.8 J	ND< 5	2.9 J	**5.2**	**10**	*ND< 50*	3.6	ND< 0.5
Ethyl Benzene	5	*ND< 25*	**32**	*ND< 500*	**12**	**34 J**	**30 J**	**15 J**	**9.4 J**	2.3 J	1.7 J	1.5 J	ND< 5	**11**	**23 J**	**37**	**13**
Isopropylbenzene	5	*ND< 50*	ND< 5.0	*ND< 1000*	ND< 5.0	*ND< 50*	*ND< 120*	*ND< 50*	*ND< 50*	ND< 5	ND< 5	ND< 5	ND< 5	1.3	ND< 50	4.1	1.8
Methyl acetate	NS	*na*	*na*	*na*	*na*	*na*	*na*	*na*	*na*	*na*	*na*	*na*	*na*	ND< 0.5	ND< 50	ND< 0.5	ND< 0.5
Methyl tert-butyl ether (MTBE)	10*	*ND< 25*	2.9 J	*ND< 500*	3.0 J	*ND< 50*	*ND< 120*	*ND< 50*	*ND< 50*	ND< 5	ND< 5	ND< 5	ND< 5	2.1	*ND< 50*	2.2	ND< 0.5
Methylcyclohexane	NS	*na*	*na*	*na*	*na*	*na*	*na*	*na*	*na*	*na*	*na*	*na*	*na*	5.9	ND< 50	16	6.8
Methylene chloride	5	*ND< 43*	2.9 J,B	*ND< 500*	3.1 J,B	4.7 J,B	**140 J,B**	**31 J,B**	*ND< 50*	6.3 J	*ND< 10*	*ND< 10*	ND< *10*	ND< *2*	*ND< 200*	1.3 J	1.6 J
o-Xylene	5	4.8 J	2.2 J	*ND< 500*	3.2 J	**12 J**	*ND< 120*	**17 J**	*ND< 50*	ND< 5	ND< 5	ND< 5	ND< 5	**6.1**	*ND< 50*	**16**	**6**
p- & m- Xylenes	5	**46 J**	1.2 J	*ND< 1000*	**8.0 J**	**71 J**	**79 J**	**42 J**	*ND< 100*	*ND< 10*	*ND< 10*	*ND< 10*	ND< *10*	**8.6**	*ND< 100*	**22**	5
Styrene	5	*ND< 25*	ND< 5.0	*ND< 500*	ND< 5.0	*ND< 50*	*ND< 120*	*ND< 50*	*ND< 50*	ND< 5	ND< 5	ND< 5	ND< 5	ND< 0.5	*ND< 50*	ND< 0.5	ND< 0.5
Tetrachloroethylene	5	**85**	**120**	**780**	**1,000**	**1,600**	**2,500**	**1,700**	**1,500**	**410**	**110**	**70**	**94 CCV-E**	**2,800**	**17,000**	**4300**	**4600**
Toluene	5	**7.1 J**	0.95 J	*ND< 500*	4.8 J	**13 J**	*ND< 120*	**22 J**	*ND< 50*	ND< 5	ND< 5	ND< 5	ND< 5	**6.8**	*ND< 50*	**13**	3.6
trans-1,2-Dichloroethylene	5	ND< 25	ND< 5.0	*ND< 500*	ND< 5.0	ND< 50	*ND< 120*	*ND< 50*	*ND< 50*	ND< 5	ND< 5	ND< 5	ND< 5	ND< 0.5	*ND< 50*	**5.6**	ND< 0.5
trans-1,3-Dichloropropylene	0.4[+]	*ND< 25*	*ND< 5.0*	*ND< 500*	*ND< 5.0*	*ND< 50*	*ND< 120*	*ND< 50*	*ND< 50*	*ND< 5*	*ND< 5*	*ND< 5*	*ND< 5*	*ND< 0.5*	*ND< 50*	*ND< 0.5*	*ND< 0.5*
Trichloroethylene	5	**12 J**	**27**	**80 J**	**200**	**410**	**260**	**40**	**110**	**25**	**9.6**	**8.7**	**11**	**160**	**470**	**260**	**290**
Trichlorofluoromethane (Freon 11)	5	**72**	**66**	*ND< 500*	**22**	**38 J**	**29 J**	**32 J**	**28 J**	**12**	**9.4**	**8.6**	**8.3**	**15**	*ND< 50*	**12**	**15**
Vinyl Chloride	2	*ND< 25*	*ND< 5.0*	*ND< 500*	*ND< 5.0*	*ND< 50*	*ND< 120*	*ND< 50*	*ND< 50*	*ND< 5*	*ND< 5*	*ND< 5*	*ND< 5*	**2.2**	*ND< 50*	**3**	1.2
Total VOC concentration	NS	1,059.9	404.3	1,830.0	2,202.4	5,586.3	5,118.0	3,380.0	2,415.4	545.1	159.3	114.0	160.5	4,985.0	22,673.0	7,651.7	6,072.2
Total CVOC concentration	NS	1,002	391	1,830	2,181	5,477	4,809	3,299	2,415	545	150	114	161	4,950	22,513	7,575	6,047.6
Total Petro-VOC concentration	NS	58	40	0	33	130	109	96	9	2	2	2	0	38	23	98	30.8
Other VOC concentration	NS	0	0	0	0	0	0	0	0	0	0	0	0	8	0	0	0

LaBella
Powered by partnership

Table 3
Historical Groundwater Analytical Results Summary
136 Fuller Road, Albany, New York
NYSDEC BCP Site # C401055

Sample Location	NYSDEC TOGS Standards and Guidance Values	MW33															
Sample ID: FRMW (Fuller Rd Monitoring Well)-Well ID# (approx. depth to well bottom) and (Screen Interval)		FRMW-MW33-X25 (15-25')															
Sample Date		3/17/2015	6/25/2015	9/16/2015	11/30/2015	3/3/2016	5/26/2016	9/29/2016	10/31/2016	12/1/2016	3/28/2017	6/28/2017	9/29/2017	12/11/2017	3/29/2018	6/13/2018	9/6/2018
Lab Sample ID		15C0563-05	15F1052-03	15I0617-03	15L0018-03	16C0192-03	16E1165-04	16I1131-01	16K0022-01	16L0074-01	17C1158-03	17F1193-02	17J0005-05	17L0427-01	18C1190-03	18F0674-01	18I0297-01
Groundwater Elevation (ft. amsl)		238.08	237.95	237.33	237.58	237.90	237.73	236.95	236.76	236.97	237.73	238.97	238.06	237.43	237.93	239.99	238.06
Analyte	ppb	ppb	ppb	ppb	ppb	ppb	ppb	ppb	ppb	ppb	ppb	ppb	ppb	ppb	ppb	ppb	ppb
1,1,1-Trichloroethane	5	**9.5**	**8.0**	**9.5**	**6.7**	**5.6**	**5.2**	**7.9**	**5.4**	4.5	0.59	1.4	0.51	1.9	0.6	0.5	ND< 0.20
1,1,2,2-Tetrachloroethane	5	ND< 0.5	ND< 0.5	ND< 0.2	ND< 0.2	ND< 0.2	ND< 0.5	ND< 0.20	ND< 0.20	ND< 0.20	ND< 0.20	ND< 0.20	ND< 0.20	ND< 0.20	ND< 0.20	ND< 0.20	ND< 0.20
1,1,2-Trichloro-1,2,2-trifluoroethane	5	ND< 0.5	ND< 0.5	ND< 0.2	ND< 0.2	ND< 0.2	ND< 0.5	ND< 0.20	ND< 0.20	ND< 0.20	ND< 0.20	ND< 0.20	ND< 0.20	ND< 0.20	ND< 0.20	ND< 0.20	ND< 0.20
1,1,2-Trichloroethane	1	ND< 0.5	ND< 0.5	ND< 0.2	ND< 0.2	ND< 0.2	ND< 0.5	ND< 0.20	ND< 0.20	ND< 0.20	ND< 0.20	ND< 0.20	ND< 0.20	ND< 0.20	ND< 0.20	ND< 0.20	ND< 0.20
1,1-Dichloroethane	5	**54**	**29**	**26**	**19**	ND< 0.2	**67**	**48**	**40**	**53**	**140**	**130**	**44**	**34**	**28**	**24**	**6.7**
1,1-Dichloroethylene	5	**17 CCV-E**	**8.2**	**9.8**	**6.8**	**7.9**	**9.3**	**11**	**8.3**	**9.2**	**14**	**30**	**8.4**	**6.1**	**5**	3.8	1
1,2,3-Trichlorobenzene	5	ND< 0.5	ND< 0.5	ND< 0.2	ND< 0.2	ND< 0.2	ND< 0.5	ND< 0.20	ND< 0.20	ND< 0.20	ND< 0.20	ND< 0.20	ND< 0.20	ND< 0.20	ND< 0.20	ND< 0.20	ND< 0.20
1,2,4-Trichlorobenzene	5	ND< 0.5	ND< 0.5	ND< 0.2	ND< 0.2	ND< 0.2	ND< 0.5	ND< 0.20	ND< 0.20	ND< 0.20	ND< 0.20	ND< 0.20	ND< 0.20	ND< 0.20	ND< 0.20	ND< 0.20	ND< 0.20
1,2-Dibromo-3-chloropropane	0.04	*ND< 0.5*	*ND< 0.5*	*ND< 0.2*	*ND< 0.2*	*ND< 0.2*	*ND< 0.5*	*ND< 0.20*	*ND< 0.20*	*ND< 0.20*	*ND< 0.20*	*ND< 0.20*	*ND< 0.20*	*ND< 0.20*	*ND< 0.20*	*ND< 0.20*	*ND< 0.20*
1,2-Dibromoethane	0.0006	*ND< 0.5*	*ND< 0.5*	*ND< 0.2*	*ND< 0.2*	*ND< 0.2*	*ND< 0.5*	*ND< 0.20*	*ND< 0.20*	*ND< 0.20*	*ND< 0.20*	*ND< 0.20*	*ND< 0.20*	*ND< 0.20*	*ND< 0.20*	*ND< 0.20*	*ND< 0.20*
1,2-Dichlorobenzene	3	ND< 0.5	ND< 0.5	ND< 0.2	ND< 0.2	ND< 0.2	ND< 0.5	ND< 0.20	ND< 0.20	ND< 0.20	ND< 0.20	ND< 0.20	ND< 0.20	ND< 0.20	ND< 0.20	ND< 0.20	ND< 0.20
1,2-Dichloroethane	0.6	0.55	ND< 0.5	ND< 0.2	ND< 0.2	ND< 0.2	ND< 0.5	ND< 0.20	ND< 0.20	ND< 0.20	ND< 0.20	ND< 0.20	ND< 0.20	ND< 0.20	ND< 0.20	ND< 0.20	ND< 0.20
1,2-Dichloropropane	1	ND< 0.5	ND< 0.5	ND< 0.2	ND< 0.2	ND< 0.2	ND< 0.5	ND< 0.20	ND< 0.20	ND< 0.20	ND< 0.20	ND< 0.20	ND< 0.20	ND< 0.20	ND< 0.20	ND< 0.20	ND< 0.20
1,3-Dichlorobenzene	3	ND< 0.5	ND< 0.5	ND< 0.2	ND< 0.2	ND< 0.2	ND< 0.5	ND< 0.20	ND< 0.20	ND< 0.20	ND< 0.20	ND< 0.20	ND< 0.20	ND< 0.20	ND< 0.20	ND< 0.20	ND< 0.20
1,4-Dichlorobenzene	3	ND< 0.5	ND< 0.5	ND< 0.2	ND< 0.2	ND< 0.2	ND< 0.5	ND< 0.20	ND< 0.20	ND< 0.20	ND< 0.20	ND< 0.20	ND< 0.20	ND< 0.20	ND< 0.20	ND< 0.20	ND< 0.20
2-Butanone	50*	ND< 0.5	ND< 0.5	ND< 0.2	ND< 0.2	ND< 0.8	ND< 0.5	ND< 0.20	ND< 0.20	ND< 0.20	ND< 0.20	ND< 0.20	ND< 0.20	ND< 0.20	ND< 0.20	ND< 0.20	ND< 0.20
2-Hexanone	50*	ND< 0.5	ND< 0.5	ND< 0.2	ND< 0.2	ND< 0.2	ND< 0.5	ND< 0.20	ND< 0.20	ND< 0.20	ND< 0.20	ND< 0.20	ND< 0.20	ND< 0.20	ND< 0.20	ND< 0.20	ND< 0.20
Methyl isobutyl ketone (4-Methyl-2-pentanone)	NS	ND< 0.5	ND< 0.5	ND< 0.2	ND< 0.2	ND< 0.2	ND< 0.5	ND< 0.20	ND< 0.20	ND< 0.20	ND< 0.20	ND< 0.20	ND< 0.20	ND< 0.20	ND< 0.20	ND< 0.20	ND< 0.20
Acetone	50*	ND< 2	1.6 SCAL-E	ND< 1	ND< 1	ND< 1	ND< 2	ND< 1	ND< 1	ND< 1	ND< 1	1.5 J	1.5 J	ND< 1.0	ND< 1.0	ND< 1.0	ND< 1.0
Benzene	1	0.26 J	ND< 0.5	ND< 0.2	ND< 0.2	ND< 0.2	0.32 J	ND< 0.20	ND< 0.20	0.25 J	**1.2**	0.99	ND< 0.20	0.23 J	0.39 J	0.32 J	ND< 0.20
Bromochloromethane	5	ND< 0.5	ND< 0.5	ND< 0.2	ND< 0.2	ND< 0.2	ND< 0.5	ND< 0.20	ND< 0.20	ND< 0.20	ND< 0.20	ND< 0.20	ND< 0.20	ND< 0.20	ND< 0.20	ND< 0.20	ND< 0.20
Bromodichloromethane	50*	ND< 0.5	ND< 0.5	ND< 0.2	ND< 0.2	ND< 0.2	ND< 0.5	ND< 0.20	ND< 0.20	ND< 0.20	ND< 0.20	ND< 0.20	ND< 0.20	ND< 0.20	ND< 0.20	ND< 0.20	ND< 0.20
Bromoform	50*	ND< 0.5	ND< 0.5	ND< 0.2	ND< 0.2	ND< 0.2	ND< 0.5	ND< 0.20	ND< 0.20	ND< 0.20	ND< 0.20	ND< 0.20	0.53	ND< 0.20	ND< 0.20	ND< 0.20	ND< 0.20
Bromomethane	5	ND< 0.5	ND< 0.5	ND< 0.2	ND< 0.2	ND< 0.2	ND< 0.5	ND< 0.20	0.26 JB	ND< 0.20	ND< 0.20	ND< 0.20	ND< 0.20	ND< 0.20	ND< 0.20	ND< 0.20	ND< 0.20
Carbon disulfide	60*	0.24 SCAL-E,J	ND< 0.5	0.34 JB	ND< 0.2	0.26 J	ND< 0.5	ND< 0.20	ND< 0.20	ND< 0.20	ND< 0.20	ND< 0.20	ND< 0.20	ND< 0.20	ND< 0.20	ND< 0.20	0.32 J
Carbon tetrachloride	5	ND< 0.5	ND< 0.5	ND< 0.2	ND< 0.2	ND< 0.2	ND< 0.5	ND< 0.20	ND< 0.20	ND< 0.20	ND< 0.20	ND< 0.20	ND< 0.20	ND< 0.20	ND< 0.20	ND< 0.20	ND< 0.20
Chlorobenzene	5	ND< 0.5	ND< 0.5	ND< 0.2	ND< 0.2	ND< 0.2	ND< 0.5	ND< 0.20	ND< 0.20	ND< 0.20	ND< 0.20	ND< 0.20	ND< 0.20	ND< 0.20	ND< 0.20	ND< 0.20	0.42 J
Chloroethane	5	ND< 0.5	ND< 0.5	0.21 J	ND< 0.2	0.41 J	0.85	0.94	0.40 J	0.60	1.6 CCV-E	2.2	0.95	0.69	0.34 J	0.31 J	ND< 0.20
Chloroform	7	ND< 0.5	ND< 0.5	0.22 J	1.8	0.42 J	ND< 0.5	ND< 0.20	ND< 0.20	0.42 J	0.50	1.2	ND< 0.20	0.64	0.25 J	0.32 J	2.10
Chloromethane	5	ND< 0.5	ND< 0.5	ND< 0.2	ND< 0.2	ND< 0.2	ND< 0.5	ND< 0.20	ND< 0.20	ND< 0.20	ND< 0.20	ND< 0.20	ND< 0.20	ND< 0.20	ND< 0.20	ND< 0.20	ND< 0.20
cis-1,2-Dichloroethylene	5	**130**	**36**	**23**	**22**	**25**	**29**	**31**	**23**	**24**	**33**	**31**	**10**	**13**	**10**	**8.1**	3.4
cis-1,3-Dichloropropylene	0.4+	*ND< 0.5*	ND< 0.5	ND< 0.2	ND< 0.2	ND< 0.2	ND< 0.5	ND< 0.20	ND< 0.20	ND< 0.20	ND< 0.20	ND< 0.20	ND< 0.20	ND< 0.20	ND< 0.20	ND< 0.20	ND< 0.20
Cyclohexane	NS	0.69 0.5	0.28 J	ND< 0.2	ND< 0.2	0.25 J	ND< 0.5	ND< 0.20	0.25 J	0.28 J	0.32 J	0.29 J	ND< 0.20	ND< 0.20	ND< 0.20	ND< 0.20	ND< 0.20
Dibromochloromethane	50*	ND< 0.5	ND< 0.5	ND< 0.2	ND< 0.2	ND< 0.2	ND< 0.5	ND< 0.20	ND< 0.20	ND< 0.20	ND< 0.20	ND< 0.20	ND< 0.20	ND< 0.20	ND< 0.20	ND< 0.20	ND< 0.20
Dichlorodifluoromethane	5	**7.7**	**7.7**	**7.6**	**8.1**	**10**	4.3	**10**	**11**	**8.7**	**5.4**	**8.1**	2.4	3.6	2.3	2.6 CCV-E	ND< 0.20
Ethyl Benzene	5	1.9	1.5	1.7	2.5	**6**	1.0	**6.1**	**10**	**10**	0.57	0.25 J	ND< 0.20	0.25 J	0.74	ND< 0.20	ND< 0.20
Isopropylbenzene	5	0.6	0.28 J	0.21 J	ND< 0.2	0.46 J	0.39 J	0.65	0.60	0.61	0.57	0.73	0.62	0.35	0.34 J	0.55	ND< 0.20
Methyl acetate	NS	ND< 2	ND< 0.5	ND< 0.2	ND< 0.2	ND< 0.2	ND< 0.5	ND< 0.20	ND< 0.20	ND< 0.20	ND< 0.20	ND< 0.20	ND< 0.20	ND< 0.20	ND< 0.20	ND< 0.20	ND< 0.20
Methyl tert-butyl ether (MTBE)	10*	0.38 J	0.27 J	0.32 J	0.31 J	0.37 J	ND< 0.5	0.44 J	0.39 J	0.54	ND< 0.20	0.2 J	ND< 0.20	0.34 J	ND< 0.20	ND< 0.20	ND< 0.20
Methylcyclohexane	NS	3.8	2	1	0.99	1.1	0.93	1.1	0.39 J	0.96	0.61	0.59	ND< 0.20	0.45 J	ND< 0.20	0.7 QL-02	ND< 0.20
Methylene chloride	5	ND< 2	ND< 2	ND< 1	ND< 1	ND< 1	ND< 2	ND< 1	ND< 1.00	1 U	ND< 1	1.1 J	ND< 1.0	ND< 1.0	ND< 1.0	ND< 1.0	ND< 1.0
o-Xylene	5	0.42 J	0.38 J	0.4 J	0.55	0.22 J	ND< 0.5	1	0.77	0.58	ND< 0.20	ND< 0.20	ND< 0.20	ND< 0.20	ND< 0.20	ND< 0.20	ND< 0.20
p- & m- Xylenes	5	ND< 0.5	ND< 1.0	ND< 0.5	ND< 0.5	**7.8**	ND< 1	0.51 J	0.55 J	0.59 J	ND< 0.5	ND< 0.50	ND< 0.50	ND< 0.50	ND< 0.50	ND< 0.50	ND< 0.50
Styrene	5	ND< 0.5	ND< 0.5	ND< 0.2	ND< 0.2	ND< 0.2	ND< 0.5	ND< 0.20	ND< 0.20	ND< 0.20	ND< 0.20	ND< 0.20	ND< 0.20	ND< 0.20	ND< 0.20	ND< 0.20	ND< 0.20
Tetrachloroethylene	5	**470**	**160 SCAL-E**	**130**	**130**	**130**	**92 CCV-E**	**84**	**99** CCV-E, ICV-E	**79** ICV-E	**41** SCAL-E	**44**	**52 B**	**32**	**27**	**29 QL-02**	**7.2**
Toluene	5	0.23 J	0.46 J	0.33 J	0.4 J	ND< 0.2	ND< 0.5	1.4	1.0	0.81	ND< 0.20	ND< 0.20	ND< 0.20	ND< 0.20	ND< 0.20	ND< 0.20	ND< 0.20
trans-1,2-Dichloroethylene	5	ND< 0.5	ND< 0.50	ND< 0.2	ND< 0.2	ND< 0.2	ND< 0.5	ND< 0.20	ND< 0.20	ND< 0.20	ND< 0.20	ND< 0.20	ND< 0.20	ND< 0.20	ND< 0.20	ND< 0.20	ND< 0.20
trans-1,3-Dichloropropylene	0.4+	*ND< 0.5*	ND< 0.5	ND< 0.2	ND< 0.2	ND< 0.2	ND< 0.5	ND< 0.20	ND< 0.20	ND< 0.20	ND< 0.20	ND< 0.20	ND< 0.20	ND< 0.20	ND< 0.20	ND< 0.20	ND< 0.20
Trichloroethylene	5	**58**	**18.0**	**12**	**17**	**18**	**14**	**19**	**23**	**21**	**9.4**	**14**	**14**	**5.4**	**5.4**	**6.2 QL-02**	2.1
Trichlorofluoromethane (Freon 11)	5	**26**	**33**	**75**	**47**	**44**	**33**	**64**	**76**	**46**	ND< 0.20	**5.5**	2.9	**11**	**3.8**	2.4	ND< 0.20
Vinyl Chloride	2	ND< 0.5	ND< 0.50	0.29 J	ND< 0.2	0.29 J	0.29 J	0.34 J	0.21 J	0.44 J	0.58	0.57	0.28 J	ND< 0.20	ND< 0.20	ND< 0.20	ND< 0.20
Total VOC concentration	NS	763.4	306.7	297.9	263.2	258.1	257.58	287.38	300.52	262.48	249.34	273.62	138.09	109.95	84.16	78.80	23.24
Total CVOC concentration	NS	758	301	293.62	258.40	241.62	254.94	276.18	286.31	247.86	246.07	269.07	135.44	108.33	82.69	77.23	22.92
Total Petro-VOC concentration	NS	3.1	2.9	2.96	3.76	14.85	1.71	10.10	13.31	13.38	2.34	2.17	0.62	1.17	1.47	0.87	0.00
Other VOC concentration	NS	4.5	3.9	1.34	0.99	1.61	0.93	1.10	0.90	1.24	0.93	2.38	2.03	0.45	0.00	0.70	0.32

LaBella
Powered by partnership

Table 3
Historical Groundwater Analytical Results Summary
136 Fuller Road, Albany, New York
NYSDEC BCP Site # C401055

Sample Location	NYSDEC TOGS Standards and Guidance Values	MW33												
Sample ID: FRMW (Fuller Rd Monitoring Well)-Well ID# (approx. depth to well bottom) and (Screen Interval)		FRMW-MW33-X25 (15-25')												
Sample Date		12/6/2018	3/5/2019	6/11/2019	9/17/2019	12/17/2019	3/16/2020	6/11/2020	8/27/2020	12/14/2020	3/12/2021	6/15/2021	12/16/2021	4/1/2022
Lab Sample ID		18L0310-01	19C0144-01	19F0430-13	19I0905-06	19L0806-07	20C0746-01	20F0477-13	20H1134-06	20L0785-06	21C0753-07	21F0819-05	21F0819-06	22D0076-06
Groundwater Elevation (ft. amsl)		238.83	239.44	239.78	238.96	239.04	239.29	239.40	240.40	238.78	238.71	238.89	239.41	239.43
Analyte	ppb	ppb	ppb	ppb	ppb	ppb	ppb	ppb	ppb	ppb	ppb	ppb	ppb	ppb
1,1,1-Trichloroethane	5	0.27 J	1.6	0.72	0.87	ND< 2.5	3.5	ND< 0.20	ND< 2.5	0.51	0.52	ND< 0.2	0.48 J	**5.8**
1,1,2,2-Tetrachloroethane	5	ND< 0.20	ND< 0.20	ND< 0.20	ND< 0.20	ND< 2.5	ND< 0.20	ND< 0.20	ND< 2.5	ND< 0.2	ND< 0.2	ND< 0.2	ND< 0.2	ND< 0.2
1,1,2-Trichloro-1,2,2-trifluoroethane	5	ND< 0.20	ND< 0.20	ND< 0.20	ND< 0.20	ND< 2.5	ND< 0.20	ND< 0.20	ND< 2.5	ND< 0.2	ND< 0.2	ND< 0.2	ND< 0.2	ND< 0.2
1,1,2-Trichloroethane	1	ND< 0.20	ND< 0.20	ND< 0.20	ND< 0.20	*ND< 2.5*	ND< 0.20	ND< 0.20	ND< 2.5	ND< 0.2	ND< 0.2	ND< 0.2	ND< 0.2	ND< 0.2
1,1-Dichloroethane	5	**65**	**57**	**26**	**34**	**120**	10	**10**	**9.1**	**62**	19	**8.6**	**59**	**110**
1,1-Dichloroethylene	5	4.1	**5.9**	4.1	4.5	**7.8**	0.61 ICV-E	0.77	ND< 2.5	2.2	2.3	0.97	2.9	**16**
1,2,3-Trichlorobenzene	5	ND< 0.20	ND< 0.20	ND< 0.20	ND< 0.20	ND< 2.5	ND< 0.20	ND< 0.20	ND< 2.5	na	ND< 0.2	ND< 0.2	ND< 0.2	ND< 0.2
1,2,4-Trichlorobenzene	5	ND< 0.20	ND< 0.20	ND< 0.20	ND< 0.20	ND< 2.5	ND< 0.20	ND< 0.20	ND< 2.5	ND< 0.2	ND< 0.2	ND< 0.2	ND< 0.2	ND< 0.2
1,2-Dibromo-3-chloropropane	0.04	*ND< 0.20*	*ND< 0.20*	*ND< 0.20*	*ND< 0.20*	*ND< 2.5*	*ND< 0.20*	*ND< 0.20*	*ND< 2.5*	*ND< 0.2*	*ND< 0.2*	*ND< 0.2*	*ND< 0.2*	*ND< 0.2*
1,2-Dibromoethane	0.0006	*ND< 0.20*	*ND< 0.20*	*ND< 0.20*	*ND< 0.20*	*ND< 2.5*	*ND< 0.20*	*ND< 0.20*	*ND< 2.5*	*ND< 0.2*	*ND< 0.2*	*ND< 0.2*	*ND< 0.2*	*ND< 0.2*
1,2-Dichlorobenzene	3	ND< 0.20	ND< 0.20	ND< 0.20	ND< 0.20	ND< 2.5	ND< 0.20	ND< 0.20	ND< 2.5	na	ND< 0.2	ND< 0.2	ND< 0.2	ND< 0.2
1,2-Dichloroethane	0.6	ND< 0.20	ND< 0.20	ND< 0.20	ND< 0.20	ND< 2.5	ND< 0.20	ND< 0.20	ND< 2.5	ND< 0.2	ND< 0.2	ND< 0.2	ND< 0.2	0.27 J
1,2-Dichloropropane	1	ND< 0.20	ND< 0.20	ND< 0.20	ND< 0.20	*ND< 2.5*	ND< 0.20	ND< 0.20	ND< 2.5	ND< 0.2	ND< 0.2	ND< 0.2	ND< 0.2	ND< 0.2
1,3-Dichlorobenzene	3	ND< 0.20	ND< 0.20	ND< 0.20	ND< 0.20	ND< 2.5	ND< 0.20	ND< 0.20	ND< 2.5	na	ND< 0.2	ND< 0.2	ND< 0.2	ND< 0.2
1,4-Dichlorobenzene	3	ND< 0.20	ND< 0.20	ND< 0.20	0.30 J	ND< 2.5	0.30 SCAL-E, J	0.20 J	ND< 2.5	na	0.22 J	0.23 J	ND< 0.2	0.40 J
2-Butanone	50*	ND< 0.20	ND< 0.20	ND< 0.20	ND< 0.20	ND< 2.5	ND< 0.20	ND< 0.20	ND< 2.5	ND< 0.2	ND< 0.2	ND< 0.2	ND< 0.2	ND< 0.2
2-Hexanone	50*	ND< 0.20	ND< 0.20	ND< 0.20	ND< 0.20	ND< 2.5	ND< 0.20	ND< 0.20	ND< 5.0	ND< 0.2	ND< 0.2	ND< 0.2	*ND< 0.2*	ND< 0.2
Methyl isobutyl ketone (4-Methyl-2-pentanone)	NS	ND< 0.20	ND< 0.20	ND< 0.20	ND< 0.20	ND< 2.5	ND< 0.20	ND< 0.20	ND< 2.5	ND< 0.2	ND< 0.2	ND< 0.2	*ND< 0.2*	ND< 0.2
Acetone	50*	ND< 1.0	ND< 1.0	ND< 1.0	ND< 1.0	ND< 5.0	ND< 1.0	ND< 1.0	ND< 2.5	1.9 J	ND< 1	ND< 1	ND< 1	ND< 1
Benzene	1	0.35 J	ND< 0.20	ND< 0.20	ND< 0.20	*ND< 2.5*	ND< 0.20	ND< 0.20	ND< 2.5	0.24 J	0.30 J	ND< 0.2	0.30 J	**1.1**
Bromochloromethane	5	ND< 0.20	ND< 0.20	ND< 0.20	ND< 0.20	ND< 2.5	ND< 0.20	ND< 0.20	ND< 2.5	na	ND< 0.2	ND< 0.2	ND< 0.2	ND< 0.2
Bromodichloromethane	50*	ND< 0.20	ND< 0.20	ND< 0.20	ND< 0.20	ND< 2.5	ND< 0.20	ND< 0.20	ND< 2.5	ND< 0.2	ND< 0.2	ND< 0.2	ND< 0.2	ND< 0.2
Bromoform	50*	ND< 0.20	ND< 0.20	ND< 0.20	ND< 0.20	ND< 2.5	ND< 0.20	ND< 0.20	ND< 2.5	ND< 0.2	ND< 0.2	ND< 0.2	ND< 0.2	ND< 0.2
Bromomethane	5	ND< 0.20	ND< 0.20	ND< 0.20	ND< 0.20	ND< 2.5	ND< 0.20	ND< 0.20	ND< 2.5	ND< 0.2	ND< 0.2	ND< 0.2	ND< 0.2	ND< 0.2
Carbon disulfide	60*	ND< 0.20	1.1	ND< 0.20	0.62	ND< 2.5	ND< 0.20	0.20 J	ND< 2.5	ND< 0.2	ND< 0.2	ND< 0.2	ND< 0.2	1.4
Carbon tetrachloride	5	ND< 0.20	ND< 0.20	ND< 0.20	ND< 0.20	ND< 2.5	ND< 0.20	ND< 0.20	ND< 2.5	ND< 0.2	ND< 0.2	ND< 0.2	ND< 0.2	ND< 0.2
Chlorobenzene	5	ND< 0.20	ND< 0.20	ND< 0.20	ND< 0.20	ND< 2.5	ND< 0.20	ND< 0.20	ND< 2.5	ND< 0.2	ND< 0.2	ND< 0.2	ND< 0.2	ND< 0.2
Chloroethane	5	1.600	2.9	1.7 CCV-E	0.91	ND< 2.5	0.63 ICV-E	0.48 J	ND< 2.5	0.79	ND< 0.2	ND< 0.2	2.2	**5.8**
Chloroform	7	ND< 0.20	ND< 0.20	ND< 0.20	ND< 0.20	ND< 2.5	ND< 0.20	ND< 0.20	ND< 2.5	ND< 0.2	ND< 0.2	ND< 0.2	ND< 0.2	ND< 0.2
Chloromethane	5	ND< 0.20	ND< 0.20	ND< 0.20	ND< 0.20	ND< 2.5	ND< 0.20	ND< 0.20	ND< 2.5	ND< 0.2	ND< 0.2	ND< 0.2	ND< 0.2	ND< 0.2
cis-1,2-Dichloroethylene	5	**9.3**	**15**	**8.2**	**14**	**19**	1.9	1.7	ND< 2.5	**8.3**	4.7	4.5	**5.7**	**28**
cis-1,3-Dichloropropylene	0.4*	ND< 0.20	ND< 0.20	ND< 0.20	ND< 0.20	*ND< 2.5*	ND< 0.20	ND< 0.20	ND< 2.5	ND< 0.2	ND< 0.2	ND< 0.2	ND< 0.2	ND< 0.2
Cyclohexane	NS	ND< 0.20	ND< 0.20	ND< 0.20	0.27 J	ND< 2.5	ND< 0.20	ND< 0.20	ND< 2.5	na	ND< 0.2	ND< 0.2	ND< 0.2	0.360 J
Dibromochloromethane	50*	ND< 0.20	ND< 0.20	ND< 0.20	ND< 0.20	ND< 2.5	ND< 0.20	ND< 0.20	ND< 2.5	ND< 0.2	ND< 0.2	ND< 0.2	ND< 0.2	ND< 0.2
Dichlorodifluoromethane	5	1.4	3.5	4.2	**11** CCV-E, IC	**6.6**	0.63 ICV-E	0.56 ICV-E, QL-02	ND< 2.5	1.2	1.7 QL-02	0.63	**7.9**	**14**
Ethyl Benzene	5	ND< 0.20	0.36 J	0.20 J	2.0	ND< 2.5	ND< 0.20	ND< 0.20	ND< 2.5	ND< 0.2	ND< 0.2	ND< 0.2	ND< 0.2	0.56
Isopropylbenzene	5	0.27 J	0.58	0.35 J	0.54	ND< 2.5	ND< 0.20	ND< 0.20	ND< 2.5	ND< 0.2	ND< 0.2	ND< 0.2	ND< 0.2	0.63
Methyl acetate	NS	ND< 0.20	ND< 0.20	ND< 0.20	ND< 0.20	ND< 2.5	ND< 0.20	ND< 0.20	ND< 2.5	na	ND< 0.2	ND< 0.2	ND< 0.2	ND< 0.2
Methyl tert-butyl ether (MTBE)	10*	ND< 0.20	ND< 0.20	ND< 0.20	0.22 J	ND< 2.5	ND< 0.20	ND< 0.20	ND< 2.5	ND< 0.2	ND< 0.2	ND< 0.2	ND< 0.2	ND< 0.2
Methylcyclohexane	NS	0.25 J	0.66	0.39 J	0.90	ND< 2.5	ND< 0.20	ND< 0.20	ND< 5.0	na	ND< 0.2	ND< 0.2	ND< 0.2	0.81
Methylene chloride	5	ND< 1.0	ND< 1.0	ND< 1.0	ND< 1.0	ND< 2.5	ND< 1.0	ND< 1.0	ND< 2.5	ND< 1	ND< 1	ND< 1	ND< 1	ND< 1
o-Xylene	5	ND< 0.20	ND< 0.20	ND< 0.20	ND< 0.20	ND< 2.5	ND< 0.20	ND< 0.20	ND< 2.5	ND< 0.2	ND< 0.2	ND< 0.2	ND< 0.2	1.4
p- & m- Xylenes	5	ND< 0.50	ND< 0.50	ND< 0.50	ND< 0.50	ND< 5.0	ND< 0.20	ND< 0.20	ND< 2.5	ND< 0.5	ND< 0.5	ND< 0.5	ND< 0.5	ND< 0.5
Styrene	5	ND< 0.20	ND< 0.20	ND< 0.20	ND< 0.20	ND< 2.5	ND< 0.20	ND< 0.20	ND< 2.5	ND< 0.2	ND< 0.2	ND< 0.2	ND< 0.2	ND< 0.2
Tetrachloroethylene	5	**14**	**25**	**20**	**39** CCV-E	**33**	2.2	2.0	**7.7**	**7.5**	3.6	2.6	4.1	**14**
Toluene	5	ND< 0.20	0.53	ND< 0.20	ND< 0.20	ND< 2.5	ND< 0.20	ND< 0.20	ND< 2.5	ND< 0.2	ND< 0.2	ND< 0.2	ND< 0.2	0.35 J
trans-1,2-Dichloroethylene	5	ND< 0.20	ND< 0.20	ND< 0.20	ND< 0.20	ND< 2.5	ND< 0.20	ND< 0.20	ND< 2.5	ND< 0.2	ND< 0.2	ND< 0.2	ND< 0.2	ND< 0.2
trans-1,3-Dichloropropylene	0.4*	ND< 0.20	ND< 0.20	ND< 0.20	ND< 0.20	*ND< 2.5*	ND< 0.20	ND< 0.20	ND< 2.5	ND< 0.2	ND< 0.2	ND< 0.2	ND< 0.2	ND< 0.2
Trichloroethylene	5	4.3	**6.2**	3.8	**7.2**	**9.2**	3.0	1.4	ND< 2.5	1.2	1.5	1.6 Cal-E	1.3	**7.9**
Trichlorofluoromethane (freon 11)	5	ND< 0.20	4.7	**6.5**	**18**	**9.8**	ND< 0.20	ND< 0.20	ND< 2.5	0.23 J	0.32 QL-02, LCV-E	ND< 0.2	0.95	**50**
Vinyl Chloride	2	0.310 J	ND< 0.20	ND< 0.20	ND< 0.20	*ND< 2.5*	ND< 0.20	ND< 0.20	ND< 2.5	0.22 J	0.22 QL-02, LCV-E	ND< 0.2	0.46 J	1.0
Total VOC concentration	NS	101.15	125.03	76.16	134.33	205.40	32.57	24.11	16.80	86.29	36.68	25.13	83.29	239.78
Total CVOC concentration	NS	100.28	121.80	75.22	129.78	205.40	32.57	23.91	16.80	84.15	36.38	25.13	84.99	253.17
Total Petro-VOC concentration	NS	0.62	1.47	0.55	2.76	0.00	0.00	0.00	0.00	0.24	0.30	0.00	0.30	4.04
Other VOC concentration	NS	0.25	1.76	0.39	1.79	0.00	0.00	0.20	0.00	1.90	0.00	0.00	0.00	2.57

LaBella
Powered by partnership

Table 3
Historical Groundwater Analytical Results Summary
136 Fuller Road, Albany, New York
NYSDEC BCP Site # C401055

Sample Location	NYSDEC TOGS Standards and Guidance Values	MW33														
Sample ID: FRMW (Fuller Rd Monitoring Well)-Well ID# (approx. depth to well bottom) and (Screen Interval)		FRMW-MW33-X25 (15-25')														
Sample Date		6/7/2022	9/22/2022	12/14/2022	3/30/2023	6/21/2023	9/12/2023	12/20/2023	3/19/2024	6/10/2024	9/5/2024	1/7/2025	3/4/2025	6/30/2025	9/25/2025	12/16/2025
Lab Sample ID		22F0429-14	22I1220-06	22L0969-06	23D0011-06	23F1500-13	23I0834-06	23L1487-01	24C1318-06	24F0876-04	24I0384-03	25A0490-06	25C0242-05	25G0131-15	25I1856-02	25L1126-02
Groundwater Elevation (ft. amsl)		239.80	238.43	238.51	239.75	239.70	239.89	239.44	240.40	240.13	239.78	239.01	238.72	240.09	238.58	238.55
Analyte	ppb	ppb	ppb	ppb	ppb	ppb	ppb	ppb	ppb	ppb	ppb	ppb	ppb	ppb	ppb	ppb
1,1,1-Trichloroethane	5	2.7	3.0	**5.4**	1.9	0.93	1.90	1.32	0.24 J	0.71	0.51	0.33 J	0.420 J	0.55	0.28 J	0.280
1,1,2,2-Tetrachloroethane	5	ND< 0.20	ND< 0.20	ND< 0.20	ND< 0.20	ND< 0.20	ND< 0.20	ND< 0.256	ND< 0.200	ND< 0.20	ND< 0.20	ND< 0.22	ND< 0.22	ND< 0.256	ND< 0.256	ND< 0.256
1,1,2-Trichloro-1,2,2-trifluoroethane	5	ND< 0.20	ND< 0.20	ND< 0.20	ND< 0.20	ND< 0.20	ND< 0.20	**8.76**	ND< 0.200	ND< 0.20	**5.7**	ND< 0.29	ND< 0.29	ND< 0.286	ND< 0.286	ND< 0.286
1,1,2-Trichloroethane	1	ND< 0.20	ND< 0.20	ND< 0.20	ND< 0.20	ND< 0.20	ND< 0.20	ND< 0.249	ND< 0.200	ND< 0.20	ND< 0.20	ND< 0.25	ND< 0.25	ND< 0.249	ND< 0.249	ND< 0.249
1,1-Dichloroethane	5	**83**	**70**	**83**	**52**	**80**	**86**	**22**	**10**	**4.0**	2.4	**15.6**	**12.2**	**9.58**	4.71	**8.96**
1,1-Dichloroethylene	5	**9.3**	**11**	**12**	**5**	**8.5**	**9.4**	4.69	2.7	1.9	1.3	3.47	2.89	3.62	1.96	2.94
1,2,3-Trichlorobenzene	5	ND< 0.20	ND< 0.20	ND< 0.20	ND< 0.20	ND< 0.20	ND< 0.20	ND< 0.222	ND< 0.200	ND< 0.20	ND< 0.20	ND< 0.22	ND< 0.22	ND< 0.222	ND< 0.222	ND< 0.222
1,2,4-Trichlorobenzene	5	ND< 0.20	ND< 0.20	ND< 0.20	ND< 0.20	ND< 0.20	ND< 0.20	ND< 0.138	ND< 0.200	ND< 0.20	ND< 0.20	ND< 0.14	ND< 0.14	ND< 0.138	ND< 0.138	ND< 0.138
1,2-Dibromo-3-chloropropane	0.04	*ND< 0.20*	*ND< 0.20*	*ND< 0.20*	*ND< 0.20*	*ND< 0.20*	*ND< 0.20*	*ND< 0.432*	*ND< 0.200*	*ND< 0.20*	*ND< 0.20*	*ND< 0.43*	ND< 0.43	*ND< 0.432*	*ND< 0.432*	*ND< 0.432*
1,2-Dibromoethane	0.0006	*ND< 0.20*	*ND< 0.20*	*ND< 0.20*	*ND< 0.20*	*ND< 0.20*	*ND< 0.20*	*ND< 0.215*	*ND< 0.200*	*ND< 0.20*	*ND< 0.20*	*ND< 0.22*	ND< 0.22	*ND< 0.215*	*ND< 0.215*	*ND< 0.215*
1,2-Dichlorobenzene	3	ND< 0.20	ND< 0.20	ND< 0.20	ND< 0.20	ND< 0.20	ND< 0.20	ND< 0.270	ND< 0.200	ND< 0.20	ND< 0.20	ND< 0.27	ND< 0.27	ND< 0.270	ND< 0.270	ND< 0.270
1,2-Dichloroethane	0.6	ND< 0.20	0.24 J	0.34 J	0.34 J	ND< 0.20	ND< 0.20	ND< 0.377	ND< 0.200	ND< 0.20	ND< 0.20	ND< 0.38	ND< 0.38	ND< 0.377	ND< 0.377	ND< 0.377
1,2-Dichloropropane	1	ND< 0.20	ND< 0.20	ND< 0.20	ND< 0.20	ND< 0.20	ND< 0.20	ND< 0.327	ND< 0.200	ND< 0.20	ND< 0.20	ND< 0.33	ND< 0.33	ND< 0.327	ND< 0.327	ND< 0.327
1,3-Dichlorobenzene	3	ND< 0.20	ND< 0.20	ND< 0.20	ND< 0.20	ND< 0.20	ND< 0.20	ND< 0.283	ND< 0.200	ND< 0.20	ND< 0.20	ND< 0.28	ND< 0.28	ND< 0.283	ND< 0.283	ND< 0.283
1,4-Dichlorobenzene	3	0.34 J	0.64	0.75	0.68	0.54	0.63	0.450	0.24 J	0.29 J	0.26 J	0.39 J	ND< 0.311	ND< 0.311	ND< 0.311	ND< 0.311
2-Butanone	50*	ND< 0.20	ND< 0.20	ND< 0.20	ND< 0.20	ND< 0.20	ND< 0.20	ND< 0.320	ND< 0.200	ND< 0.20	ND< 0.20	ND< 0.42	ND< 0.42	ND< 0.421	ND< 0.421	ND< 0.421
2-Hexanone	50*	ND< 0.20	ND< 0.20	ND< 0.20	ND< 0.20	ND< 0.20	ND< 0.20	ND< 0.320	ND< 0.200	ND< 0.20	ND< 0.20	ND< 0.32	ND< 0.32	ND< 0.320	ND< 0.320	ND< 0.320
Methyl isobutyl ketone (4-Methyl-2-pentanone)	NS	ND< 0.20	ND< 0.20	ND< 0.20	ND< 0.20	ND< 0.20	ND< 0.20	ND< 0.365	ND< 0.200	ND< 0.20	ND< 0.20	ND< 0.37	ND< 0.37	ND< 0.365	ND< 0.365	ND< 0.365
Acetone	50*	ND< 1.0	ND< 1.0	ND< 1.0	2.9	ND< 1.0	ND< 1.0	ND< 1.34	ND< 1	ND< 1.0	2.6	ND< 1.34	ND< 1.34	ND< 1.340	2.56	ND< 1.340
Benzene	1	0.95	0.51	0.47 J	ND< 0.20	0.8	0.76	ND< 0.279	ND< 0.200	ND< 0.20	ND< 0.20	ND< 0.28	ND< 0.28	ND< 0.279	ND< 0.279	ND< 0.279
Bromochloromethane	5	ND< 0.20	ND< 0.20	ND< 0.20	ND< 0.20	ND< 0.20	ND< 0.20	ND< 0.354	ND< 0.200	ND< 0.20	ND< 0.20	ND< 0.35	ND< 0.35	ND< 0.354	ND< 0.354	ND< 0.354
Bromodichloromethane	50*	ND< 0.20	ND< 0.20	1.2	ND< 0.20	ND< 0.20	ND< 0.20	ND< 0.245	ND< 0.200	ND< 0.20	ND< 0.20	ND< 0.25	ND< 0.25	ND< 0.245	ND< 0.245	ND< 0.245
Bromoform	50*	ND< 0.20	ND< 0.20	ND< 0.20	ND< 0.20	ND< 0.20	ND< 0.20	ND< 0.163	ND< 0.200	ND< 0.20	ND< 0.20	ND< 0.16	ND< 0.16	ND< 0.163	ND< 0.163	ND< 0.163
Bromomethane	5	ND< 0.20	ND< 0.20	ND< 0.20	ND< 0.20	ND< 0.20	ND< 0.20	ND< 0.119	ND< 0.200	ND< 0.20	ND< 0.20	ND< 0.12	ND< 0.12	ND< 0.500	ND< 0.500	ND< 0.500
Carbon disulfide	60*	0.96 B	0.54	0.72	0.4 J	ND< 0.20	0.36 J	ND< 0.362	ND< 0.200	0.20 J	1.20 J	ND< 0.36	ND< 0.36	ND< 0.362	ND< 0.362	0.390
Carbon tetrachloride	5	ND< 0.20	ND< 0.20	ND< 0.20	ND< 0.20	ND< 0.20	ND< 0.20	ND< 0.204	ND< 0.200	ND< 0.20	ND< 0.20	ND< 0.20	ND< 0.20	ND< 0.204	ND< 0.204	ND< 0.204
Chlorobenzene	5	ND< 0.20	ND< 0.20	ND< 0.20	ND< 0.20	ND< 0.20	ND< 0.20	ND< 0.284	ND< 0.200	ND< 0.20	ND< 0.20	ND< 0.28	ND< 0.28	ND< 0.284	ND< 0.284	ND< 0.284
Chloroethane	5	4.1	4.4	**7.7**	3	**6.4**	**7.4**	1.47	1.3	ND< 0.20	ND< 0.20	ND< 0.45	ND< 0.45	ND< 0.448	ND< 0.448	ND< 0.448
Chloroform	7	ND< 0.20	ND< 0.20	ND< 0.20	ND< 0.20	ND< 0.20	0.4 J	ND< 0.24	ND< 0.200	ND< 0.20	ND< 0.20	ND< 0.24	ND< 0.24	ND< 0.243	ND< 0.243	ND< 0.243
Chloromethane	5	ND< 0.20	ND< 0.20	ND< 0.20	ND< 0.20	ND< 0.20	ND< 0.20	ND< 0.372	ND< 0.200	ND< 0.20	ND< 0.20	ND< 0.37	ND< 0.37	ND< 0.372	ND< 0.372	ND< 0.372
cis-1,2-Dichloroethylene	5	**20**	**66**	**49**	**21**	**20**	**27**	**12.6**	**19**	**9.8**	**5.2**	**9.84**	**11.8**	**14.3**	**6.34**	**6.12**
cis-1,3-Dichloropropylene	0.4+	ND< 0.20	ND< 0.20	ND< 0.20	ND< 0.20	ND< 0.20	ND< 0.20	ND< 0.262	ND< 0.200	ND< 0.20	ND< 0.20	ND< 0.26	ND< 0.26	ND< 0.262	ND< 0.262	ND< 0.262
Cyclohexane	NS	0.30 J	0.40 J	ND< 0.20	0.28 J	0.26 J	0.40 J	ND< 0.491	ND< 0.200	ND< 0.20	ND< 0.20	ND< 0.49	ND< 0.49	ND< 0.491	ND< 0.491	ND< 0.491
Dibromochloromethane	50*	ND< 0.20	ND< 0.20	ND< 0.20	ND< 0.20	ND< 0.20	ND< 0.20	ND< 0.146	ND< 0.200	ND< 0.20	ND< 0.20	ND< 0.15	ND< 0.15	ND< 0.146	ND< 0.146	ND< 0.146
Dichlorodifluoromethane	5	**9.2**	**25**	**24**	**8.6**	4.5	**14**	3.56	3.3	3.7	2.6	**5.62**	**5.74**	**6.78**	4.31	**10.7**
Ethyl Benzene	5	0.39 J	1.4	1.5	1.2	0.34 J	1.2	ND< 0.290	ND< 0.200	1.1	0.52	0.46 J	0.310 J	0.480 J	0.66	0.610
Isopropylbenzene	5	0.64	0.95	0.64	0.7	0.54	0.69	ND< 0.405	ND< 0.200	0.22 J	ND< 0.20	ND< 0.40	ND< 0.40	ND< 0.405	ND< 0.405	ND< 0.405
Methyl acetate	NS	ND< 0.20	ND< 0.20	ND< 0.20	ND< 0.20	ND< 0.20	ND< 0.20	ND< 0.442	ND< 0.200	ND< 0.20	ND< 0.20	ND< 0.26	ND< 0.442	ND< 0.442	ND< 0.442	ND< 0.442
Methyl tert-butyl ether (MTBE)	10*	ND< 0.20	ND< 0.20	0.25 J	ND< 0.20	ND< 0.20	ND< 0.20	ND< 0.244	ND< 0.200	ND< 0.20	ND< 0.20	ND< 0.58	ND< 0.244	ND< 0.244	ND< 0.244	ND< 0.244
Methylcyclohexane	NS	0.67	0.78	0.84	0.75	0.38 J	0.65	0.640	0.38 J	0.44 J	ND< 1.20	0.6	0.5	0.5	ND< 0.477	0.520
Methylene chloride	5	ND< 1.0	2.1	ND< 1.0	ND< 1.0	ND< 1.0	ND< 1.0	ND< 0.397	ND< 1	ND< 1.0	ND< 1.0	ND< 0.4	ND< 0.4	ND< 0.397	ND< 0.397	ND< 0.397
o-Xylene	5	1.9	2.1	0.73	0.39 J	ND< 0.20	0.96	ND< 0.261	ND< 0.200	ND< 0.20	ND< 0.20	ND< 0.26	ND< 0.26	ND< 0.261	ND< 0.261	ND< 0.261
p- & m- Xylenes	5	ND< 0.50	ND< 0.50	ND< 0.50	ND< 0.50	ND< 0.50	ND< 0.50	ND< 0.578	ND< 0.500	ND< 0.50	ND< 0.50	ND< 0.58	ND< 0.58	ND< 0.578	ND< 0.578	ND< 0.578
Styrene	5	ND< 0.20	ND< 0.20	ND< 0.20	ND< 0.20	ND< 0.20	ND< 0.20	ND< 0.255	ND< 0.200	ND< 0.20	ND< 0.20	ND< 0.26	ND< 0.26	ND< 0.255	ND< 0.255	ND< 0.255
Tetrachloroethylene	5	**18**	**17**	**36**	**30**	**18**	**24**	**19.2**	**13**	**18**	**5.8**	**10.5**	**12.7**	**10.1**	**19.2**	**15.6**
Toluene	5	ND< 0.20	0.33 J	ND< 0.20	ND< 0.20	ND< 0.20	0.38 J	ND< 0.346	ND< 0.200	ND< 0.20	ND< 0.20	ND< 0.35	ND< 0.35	ND< 0.346	ND< 0.346	ND< 0.346
trans-1,2-Dichloroethylene	5	ND< 0.20	ND< 0.20	ND< 0.20	ND< 0.20	ND< 0.20	ND< 0.20	ND< 0.279	ND< 0.200	ND< 0.20	ND< 0.20	ND< 0.28	ND< 0.28	ND< 0.279	ND< 0.279	ND< 0.279
trans-1,3-Dichloropropylene	0.4+	ND< 0.20	ND< 0.20	ND< 0.20	ND< 0.20	ND< 0.20	ND< 0.20	ND< 0.229	ND< 0.200	ND< 0.20	ND< 0.20	ND< 0.23	ND< 0.23	ND< 0.229	ND< 0.229	ND< 0.229
Trichloroethylene	5	**5.8**	**10**	**15**	**10**	**5**	**11**	**5.80**	3	3.8	2.3	4.28	2.99	4.11	4.63	3.89
Trichlorofluoromethane (freon 11)	5	**25**	**30**	**65**	**14**	ND< 0.20	**18**	**8.76**	5.7	**7.7**	**5.7**	**11.6**	**11.4**	**12.6**	**7.50**	**8.10**
Vinyl Chloride	2	ND< 0.20	0.72	0.99	0.58	0.58	ND< 0.20	ND< 0.469	ND< 0.280	ND< 0.20	ND< 0.20	ND< 0.47	ND< 0.47	ND< 0.469	ND< 0.469	ND< 0.469
Total VOC concentration	NS	183.23	267.11	305.53	155.52	146.77	205.13	89.25	56.86	51.86	36.09	62.69	60.96	62.62	52.15	58.11
Total CVOC concentration	NS	177.44	260.10	300.38	146.90	144.45	199.73	88.61	56.48	49.90	31.77	61.63	60.14	61.64	48.93	56.59
Total Petro-VOC concentration	NS	3.88	5.29	3.59	2.29	1.68	3.99	0.00	0.00	1.32	0.52	0.46	0.31	0.48	0.66	0.61
Other VOC concentration	NS	1.93	1.72	1.56	4.33	0.64	1.41	0.64	0.38	0.64	3.80	0.60	0.51	0.5	2.6	0.9

LaBella
Powered by partnership

Table 3
Historical Groundwater Analytical Results Summary
136 Fuller Road, Albany, New York
NYSDEC BCP Site # C401055

Sample Location		MW37							
Sample ID: FRMW (Fuller Rd Monitoring Well)-Well ID# (approx depth to well bottom) (Screen Interval)	NYSDEC TOGS Standards and Guidance Values	FRMW-MW37-X24 (15-25')							
Sample Date		6/13/2018	6/11/2019	6/11/2020	6/15/2021	6/7/2022	6/21/2023	9/5/2024	6/30/2025
Lab Sample ID		18F0674-02	19F0430-14	20F0477-14	21F0819-07	22F0429-15	23F1500-14	24I0384-02	25G0131-17
Groundwater Elevation (ft. amsl)		237.98	239.82	239.49	239.00	239.98	239.81	239.89	240.2
Analyte	ppb	ppb	ppb	ppb	ppb	ppb	ppb	ppb	ppb
1,1,1-Trichloroethane	5	0.49 J	0.49 J	0.42 J	0.97	0.60	0.42 J	0.36 J	0.32 J
1,1,2,2-Tetrachloroethane	5	ND< 0.20	ND< 0.20	ND< 0.20	ND< 0.20	ND< 0.20	ND< 0.20	ND< 0.20	ND< 0.256
1,1,2-Trichloro-1,2,2-trifluoroethane	5	ND< 0.20	ND< 0.20	ND< 0.20	ND< 0.20	ND< 0.20	ND< 0.20	0.33 J	ND< 0.286
1,1,2-Trichloroethane	1	ND< 0.20	ND< 0.20	ND< 0.20	ND< 0.20	ND< 0.20	ND< 0.20	ND< 0.20	ND< 0.249
1,1-Dichloroethane	5	ND< 0.20	ND< 0.20	ND< 0.20	ND< 0.20	0.26 J	ND< 0.20	ND< 0.20	ND< 0.272
1,1-Dichloroethylene	5	ND< 0.20	ND< 0.20	ND< 0.20	ND< 0.20	ND< 0.20	ND< 0.20	ND< 0.20	ND< 0.327
1,2,3-Trichlorobenzene	5	ND< 0.20	ND< 0.20	ND< 0.20	ND< 0.20	ND< 0.20	ND< 0.20	ND< 0.20	ND< 0.222
1,2,4-Trichlorobenzene	5	ND< 0.20	ND< 0.20	ND< 0.20	ND< 0.20	ND< 0.20	ND< 0.20	ND< 0.20	ND< 0.138
1,2-Dibromo-3-chloropropane	0.04	*ND< 0.20*	*ND< 0.20*	*ND< 0.20*	*ND< 0.20*	*ND< 0.20*	*ND< 0.20*	*ND< 0.20*	ND< *0.432*
1,2-Dibromoethane	0.0006	*ND< 0.20*	*ND< 0.20*	*ND< 0.20*	*ND< 0.20*	*ND< 0.20*	*ND< 0.20*	*ND< 0.20*	ND< *0.215*
1,2-Dichlorobenzene	3	ND< 0.20	ND< 0.20	ND< 0.20	ND< 0.20	ND< 0.20	ND< 0.20	ND< 0.20	ND< 0.270
1,2-Dichloroethane	0.6	ND< 0.20	ND< 0.20	ND< 0.20	0.72	ND< 0.20	ND< 0.20	ND< 0.20	ND< 0.377
1,2-Dichloropropane	1	ND< 0.20	ND< 0.20	ND< 0.20	ND< 0.20	ND< 0.20	ND< 0.20	ND< 0.20	ND< 0.327
1,3-Dichlorobenzene	3	ND< 0.20	ND< 0.20	ND< 0.20	ND< 0.20	ND< 0.20	ND< 0.20	ND< 0.20	ND< 0.283
1,4-Dichlorobenzene	3	ND< 0.20	ND< 0.20	ND< 0.20	ND< 0.20	ND< 0.20	ND< 0.20	ND< 0.20	ND< 0.311
2-Butanone	50*	ND< 0.20	ND< 0.20	ND< 0.20	ND< 0.20	ND< 0.20	ND< 0.20	ND< 0.20	ND< 0.421
2-Hexanone	50*	ND< 0.20	ND< 0.20	ND< 0.20	ND< 0.20	ND< 0.20	ND< 0.20	ND< 0.20	ND< 0.320
Methyl isobutyl ketone (4-Methyl-2-pentanone)	NS	ND< 0.20	ND< 0.20	ND< 0.20	0.22 J	ND< 0.20	ND< 0.20	ND< 0.20	ND< 0.365
Acetone	50*	ND< 1.0	ND< 1.0	ND< 1.0	ND< 1.0	ND< 1.0	ND< 1.0	ND< 1.0	ND< 1.340
Benzene	1	ND< 0.20	ND< 0.20	ND< 0.20	ND< 0.20	ND< 0.20	ND< 0.20	ND< 0.20	ND< 0.279
Bromochloromethane	5	ND< 0.20	ND< 0.20	ND< 0.20	ND< 0.20	ND< 0.20	ND< 0.20	ND< 0.20	ND< 0.354
Bromodichloromethane	50*	ND< 0.20	ND< 0.20	ND< 0.20	ND< 0.20	ND< 0.20	ND< 0.20	ND< 0.20	ND< 0.245
Bromoform	50*	ND< 0.20	ND< 0.20	ND< 0.20	ND< 0.20	ND< 0.20	ND< 0.20	ND< 0.20	ND< 0.163
Bromomethane	5	2.2	ND< 0.20	ND< 0.20	ND< 0.20	ND< 0.20	ND< 0.20	ND< 0.20	ND< 0.500
Carbon disulfide	60*	ND< 0.20	ND< 0.20	ND< 0.20	ND< 0.20	0.47 JB	ND< 0.20	ND< 0.20	ND< 0.362
Carbon tetrachloride	5	ND< 0.20	ND< 0.20	ND< 0.20	ND< 0.20	ND< 0.20	ND< 0.20	ND< 0.20	ND< 0.204
Chlorobenzene	5	ND< 0.20	ND< 0.20	ND< 0.20	ND< 0.20	ND< 0.20	ND< 0.20	ND< 0.20	ND< 0.284
Chloroethane	5	ND< 0.20	ND< 0.20	ND< 0.20	ND< 0.20	ND< 0.20	ND< 0.20	ND< 0.20	ND< 0.448
Chloroform	7	0.47 J	ND< 0.20	0.20 J	ND< 0.20	ND< 0.20	ND< 0.20	ND< 0.20	ND< 0.243
Chloromethane	5	ND< 0.20	ND< 0.20	ND< 0.20	ND< 0.20	ND< 0.20	ND< 0.20	ND< 0.20	ND< 0.372
cis-1,2-Dichloroethylene	5	0.56	0.83	0.44 J	0.74	1.6	1.2	0.22 J	0.320 J
cis-1,3-Dichloropropylene	0.4*	ND< 0.20	ND< 0.20	ND< 0.20	ND< 0.20	ND< 0.20	ND< 0.20	ND< 0.20	ND< 0.262
Cyclohexane	NS	ND< 0.20	ND< 0.20	ND< 0.20	ND< 0.20	ND< 0.20	ND< 0.20	ND< 0.20	ND< 0.491
Dibromochloromethane	50*	ND< 0.20	ND< 0.20	ND< 0.20	ND< 0.20	ND< 0.20	ND< 0.20	ND< 0.20	ND< 0.146
Dichlorodifluoromethane	5	ND< 0.20	ND< 0.20	ND< 0.20	ND< 0.20	ND< 0.20	ND< 0.20	ND< 0.20	ND< 0.451
Ethyl Benzene	5	ND< 0.20	ND< 0.20	ND< 0.20	ND< 0.20	ND< 0.20	ND< 0.20	ND< 0.20	ND< 0.290
Isopropylbenzene	5	ND< 0.20	ND< 0.20	ND< 0.20	ND< 0.20	ND< 0.20	ND< 0.20	ND< 0.20	ND< 0.405
Methyl acetate	NS	ND< 0.20	ND< 0.20	ND< 0.20	ND< 0.20	ND< 0.20	ND< 0.20	ND< 0.20	ND< 0.442
Methyl tert-butyl ether (MTBE)	10*	0.59	0.36 J	0.38 J	ND< 0.20	0.36 J	ND< 0.20	ND< 0.20	ND< 0.244
Methylcyclohexane	NS	ND< 0.20	ND< 0.20	ND< 0.20	ND< 0.20	ND< 0.20	ND< 0.20	ND< 0.20	ND< 0.477
Methylene chloride	5	ND< 1.0	ND< 1.0	ND< 1.0	ND< 1.0	ND< 1.0	ND< 1.0	ND< 1.0	ND< 0.397
o-Xylene	5	ND< 0.20	ND< 0.20	ND< 0.20	ND< 0.20	ND< 0.20	ND< 0.20	ND< 0.20	ND< 0.261
p- & m- Xylenes	5	ND< 0.50	ND< 0.50	ND< 0.50	ND< 0.50	ND< 0.50	ND< 0.50	ND< 0.50	ND< 0.578
Styrene	5	ND< 0.20	ND< 0.20	ND< 0.20	ND< 0.20	ND< 0.20	ND< 0.20	ND< 0.20	ND< 0.255
Tetrachloroethylene	5	4.9 QL-02	**5.6**	6.0	13	4.2	3.5	1.8	3.54
Toluene	5	ND< 0.20	ND< 0.20	ND< 0.20	ND< 0.20	ND< 0.20	ND< 0.20	ND< 0.20	ND< 0.346
trans-1,2-Dichloroethylene	5	ND< 0.20	ND< 0.20	ND< 0.20	ND< 0.20	ND< 0.20	ND< 0.20	ND< 0.20	ND< 0.279
trans-1,3-Dichloropropylene	0.4*	ND< 0.20	ND< 0.20	ND< 0.20	ND< 0.20	ND< 0.20	ND< 0.20	ND< 0.20	ND< 0.229
Trichloroethylene	5	0.39 QL-02, J	0.41 J	0.45 J	0.52 Cal-E	0.31 J	0.31 J	0.28 J	0.450 J
Trichlorofluoromethane (freon 11)	5	1.9	0.98	1.4	0.43 J	1.0	0.57	0.34 J	ND< 0.337
Vinyl Chloride	2	ND< 0.20	ND< 0.20	ND< 0.20	ND< 0.20	ND< 0.20	ND< 0.20	ND< 0.20	ND< 0.469
Total VOC concentration	NS	11.50	8.67	9.29	16.60	8.80	6.00	3.33	4.63
Total CVOC concentration	NS	9	8.3	8.91	16.38	8.0	6.0	3.3	4.63
Total Petro-VOC concentration	NS	0.59	0.36	0.38	0.00	0.36	0.00	0.00	0.00
Other VOC concentration	NS	2.20	0.00	0.00	0.22	0.47	0.00	0.00	0.00

LaBella
Powered by Partnership

Table 3
Historical Groundwater Analytical Results Summary
136 Fuller Road, Albany, New York
NYSDEC BCP Site # C401055

Sample Location	NYSDEC TOGS Standards and Guidance Values	MW3																
Sample ID: FRMW (Fuller Rd Monitoring Well)-Well ID# (approx depth to well bottom) (Screen Interval)		FRMW-MW3-X35 (30-35')																
Sample Date		7/16/2010	9/30/2011	12/13/2011	2/22/2012	4/30/2012	6/27/2012	9/25/2012	12/19/2012	3/14/2013	6/12/2013	9/17/2013	11/19/2013	3/26/2014	6/12/2014	9/16/2014	12/15/2014	3/17/2015
Lab Sample ID		10G0579-04	11J0038-10	11L0633-01	12B0883-07	12E0113-01	12F0976-08	12I0945-01	12L0807-01	13C0516-01	13F0453-01	13I0664-01	13K0803-01	14C0921-01	14F0651-02	14I0784-01	14L0667-01	15C0563-01
Groundwater Elevation (ft. amsl)		238.19	239.73	239.44	239.06	238.63	238.86	237.50	237.33	237.48	238.03	237.89	237.50	237.98	238.12	237.33	237.32	237.47
Analyte	ppb	ppb	ppb	ppb	ppb	ppb	ppb	ppb	ppb	ppb	ppb	ppb	ppb	ppb	ppb	ppb	ppb	ppb
1,1,1-Trichloroethane	5	ND< 5.0	ND< 5.0	ND< 5.0	ND< 5.0	ND< 5.0	ND< 5.0	ND< 5.0	ND< 5.0	ND< 5.0	ND< 5.0	ND< 5.0	ND< 5	ND< 0.5	ND< 0.5	ND< 0.5	ND< 0.5	ND< 0.5
1,1,2,2-Tetrachloroethane	5	ND< 5.0	ND< 5.0	ND< 5.0	ND< 5.0	ND< 5.0	ND< 5.0	ND< 5.0	ND< 5.0	ND< 5.0	ND< 5.0	ND< 5.0	ND< 5	ND< 0.5	ND< 0.5	ND< 0.5	ND< 0.5	ND< 0.5
1,1,2-Trichloro-1,2,2-trifluoroethane	5	ND< 5.0	ND< 5.0	ND< 5.0	ND< 5.0	ND< 5.0	ND< 5.0	ND< 5.0	ND< 5.0	ND< 5.0	ND< 5.0	ND< 5.0	ND< 5	ND< 0.5	ND< 0.5	ND< 0.5	ND< 0.5	ND< 0.5
1,1,2-Trichloroethane	1	*ND< 5.0*	*ND< 5.0*	*ND< 5.0*	*ND< 5.0*	*ND< 5.0*	*ND< 5.0*	*ND< 5.0*	*ND< 5.0*	*ND< 5.0*	*ND< 5.0*	*ND< 5.0*	*ND< 5*	ND< 0.5	ND< 0.5	ND< 0.5	ND< 0.5	ND< 0.5
1,1-Dichloroethane	5	ND< 5.0	ND< 5.0	ND< 5.0	ND< 5.0	ND< 5.0	ND< 5.0	0.48 J	ND< 5.0	ND< 5.0	ND< 5.0	ND< 5.0	ND< 5	0.30 J	0.31 J	ND< 0.5	ND< 0.5	0.23 J
1,1-Dichloroethylene	5	ND< 5.0	ND< 5.0	ND< 5.0	ND< 5.0	ND< 5.0	ND< 5.0	ND< 5.0	ND< 5.0	ND< 5.0	ND< 5.0	ND< 5.0	ND< 5	ND< 0.5	ND< 0.5	ND< 0.5	ND< 0.5	ND< 0.5
1,2,3-Trichlorobenzene	5	na	na	na	na	na	na	na	na	na	na	na	na	ND< 0.5	0.20 J, B	ND< 0.5	ND< 0.5	ND< 0.5
1,2,4-Trichlorobenzene	5	*ND< 10*	*ND< 10*	*ND< 10*	*ND< 10*	*ND< 10*	*ND< 10*	*ND< 10*	*ND< 10*	*ND< 10*	*ND< 10.0*	*ND< 10.0*	ND< *10*	ND< 0.5	ND< 0.5	ND< 0.5	ND< 0.5	ND< 0.5
1,2-Dibromo-3-chloropropane	0.04	*ND< 5.0*	*ND< 10*	*ND< 10*	*ND< 10*	*ND< 10*	*ND< 10*	*ND< 10*	*ND< 10*	*ND< 10*	*ND< 10.0*	*ND< 10.0*	*ND< 10*	*ND< 0.5*	*ND< 0.5*	*ND< 2*	*ND< 0.5*	*ND<* 0.5
1,2-Dibromoethane	0.0006	*ND< 5.0*	*ND< 5.0*	*ND< 5.0*	*ND< 5.0*	*ND< 5.0*	*ND< 5.0*	*ND< 5.0*	*ND< 5.0*	*ND< 5.0*	*ND< 5.0*	*ND< 5.0*	*ND< 5*	*ND< 0.5*	*ND< 0.5*	*ND< 0.5*	*ND< 0.5*	*ND<* 0.5
1,2-Dichlorobenzene	3	*na*	na	na	na	na	na	na	na	na	na	na	na	*ND< 0.50*	*ND< 0.50*	ND< 0.5	ND< 0.5	ND< 0.5
1,2-Dichloroethane	0.6	*ND< 5.0*	*ND< 5.0*	*ND< 5.0*	*ND< 5.0*	*ND< 5.0*	*ND< 5.0*	*ND< 5.0*	*ND< 5.0*	*ND< 5.0*	*ND< 5.0*	*ND< 5.0*	*ND< 5*	ND< 0.5	ND< 0.5	ND< 0.5	ND< 0.5	ND< 0.5
1,2-Dichloropropane	1	*ND< 5.0*	*ND< 5.0*	*ND< 5.0*	*ND< 5.0*	*ND< 5.0*	*ND< 5.0*	*ND< 5.0*	*ND< 5.0*	*ND< 5.0*	*ND< 5.0*	*ND< 5.0*	*ND< 5*	ND< 0.5	ND< 0.5	ND< 0.5	ND< 0.5	ND< 0.5
1,3-Dichlorobenzene	5	na	na	na	na	na	na	na	na	na	na	na	na	ND< 0.5	ND< 0.5	ND< 0.5	ND< 0.5	ND< 0.5
1,4-Dichlorobenzene	5	na	na	na	na	na	na	na	na	na	na	na	na	ND< 0.5	ND< 0.5	ND< 0.5	ND< 0.5	ND< 0.5
2-Butanone	50*	ND< 5.0	ND< 10	ND< 10	ND< 10	ND< 10	ND< 10	ND< 10	ND< 10	ND< 10	ND< 10.0	ND< 10.0	ND< 10	ND< 0.5	ND< 0.5	ND< 2	ND< 0.5	ND< 0.5
2-Hexanone	50*	ND< 5.0	ND< 5.0	ND< 5.0	ND< 5.0	ND< 5.0	ND< 5.0	ND< 5.0	ND< 5.0	ND< 5.0	ND< 5.0	ND< 5.0	ND< 5	ND< 0.5	ND< 0.5	ND< 0.5	ND< 0.5	ND< 0.5
Methyl isobutyl ketone (4-Methyl-2-pentanone)	NS	ND< 10 J	ND< 10	ND< 10	ND< 10	ND< 10	ND< 10	ND< 10	ND< 10	ND< 10	ND< 10.0	ND< 10.0	ND< 10	ND< 0.5	ND< 0.5	ND< 0.5	ND< 0.5	ND< 0.5
Acetone	50*	ND< 5.0	ND< 10	ND< 10	ND< 10	ND< 10	ND< 10	ND< 10	ND< 10	ND< 10	7.3 J,B	ND< 10	ND< 10	ND< 2	ND< 2	ND< 2	ND< 2	ND< 2
Benzene	1	*ND< 5.0*	*ND< 5.0*	*ND< 5.0*	*ND< 5.0*	*ND< 5.0*	*ND< 5.0*	*ND< 5.0*	*ND< 5.0*	*ND< 5.0*	*ND< 5.0*	*ND< 5.0*	*ND< 5*	ND< 0.5	ND< 0.5	ND< 0.5	ND< 0.5	ND< 0.5
Bromochloromethane	5	*na*	na	na	na	na	na	na	na	na	na	na	na	ND< 0.5	ND< 0.5	ND< 0.5	ND< 0.5	ND< 0.5
Bromodichloromethane	50*	ND< 5.0	ND< 5.0	ND< 5.0	ND< 5.0	ND< 5.0	ND< 5.0	ND< 5.0	ND< 5.0	ND< 5.0	ND< 5.0	ND< 5.0	ND< 5	ND< 0.5	ND< 0.5	ND< 0.5	ND< 0.5	ND< 0.5
Bromoform	50*	ND< 5.0	ND< 5.0	ND< 5.0	ND< 5.0	ND< 5.0	ND< 5.0	ND< 5.0	ND< 5.0	ND< 5.0	ND< 5.0	ND< 5.0	ND< 5	ND< 0.5	ND< 0.5	ND< 0.5	ND< 0.5	ND< 0.5
Bromomethane	5	ND< 5.0	ND< 5.0	ND< 5.0	ND< 5.0	ND< 5.0	ND< 5.0	ND< 5.0	ND< 5.0	ND< 5.0	ND< 5.0	ND< 5.0	ND< 5	ND< 0.5	ND< 0.5	ND< 0.5	ND< 0.5	ND< 0.5
Carbon disulfide	60*	ND< 5.0	ND< 5.0	ND< 5.0	ND< 5.0	ND< 5.0	ND< 5.0	ND< 5.0	ND< 5.0	ND< 5.0	ND< 5.0	ND< 5.0	ND< 5	ND< 0.5	ND< 0.5	ND< 0.5	ND< 0.5	ND< 0.5
Carbon tetrachloride	5	ND< 5.0	ND< 5.0	ND< 5.0	ND< 5.0	ND< 5.0	ND< 5.0	ND< 5.0	ND< 5.0	ND< 5.0	ND< 5.0	ND< 5.0	ND< 5	ND< 0.5	ND< 0.5	ND< 0.5	ND< 0.5	ND< 0.5
Chlorobenzene	5	ND< 5.0	ND< 5.0	ND< 5.0	ND< 5.0	ND< 5.0	ND< 5.0	ND< 5.0	ND< 5.0	ND< 5.0	ND< 5.0	ND< 5.0	ND< 5	ND< 0.5	ND< 0.5	ND< 0.5	ND< 0.5	ND< 0.5
Chloroethane	5	ND< 5.0	ND< 5.0	ND< 5.0	ND< 5.0	ND< 5.0	ND< 5.0	ND< 5.0	ND< 5.0	ND< 5.0	ND< 5.0	ND< 5.0	ND< 5	ND< 0.5	ND< 0.5	ND< 0.5	ND< 0.5	ND< 0.5
Chloroform	7	ND< 5.0	ND< 5.0	ND< 5.0	ND< 5.0	ND< 5.0	ND< 5.0	ND< 5.0	ND< 5.0	ND< 5.0	ND< 5.0	ND< 5.0	ND< 5	ND< 0.5	ND< 0.5	ND< 0.5	ND< 0.5	ND< 0.5
Chloromethane	5	ND< 5.0	ND< 5.0	ND< 5.0	ND< 5.0	ND< 5.0	ND< 5.0	ND< 5.0	ND< 5.0	ND< 5.0	ND< 5.0	ND< 5.0	ND< 5	ND< 0.5	ND< 0.5	ND< 0.5	ND< 0.5	ND< 0.5
cis-1,2-Dichloroethylene	5	ND< 5.0	ND< 5.0	ND< 5.0	ND< 5.0	ND< 5.0	ND< 5.0	ND< 5.0	ND< 5.0	ND< 5.0	ND< 5.0	ND< 5.0	ND< 5	ND< 0.5	ND< 0.5	ND< 0.5	ND< 0.5	ND< 0.5
cis-1,3-Dichloropropylene	0.4	*ND< 5.0*	*ND< 5.0*	*ND< 5.0*	*ND< 5.0*	*ND< 5.0*	*ND< 5.0*	*ND< 5.0*	*ND< 5.0*	*ND< 5.0*	*ND< 5.0*	*ND< 5.0*	*ND< 5*	*ND< 0.5*	*ND< 0.5*	*ND< 0.5*	*ND< 0.5*	*ND< 0.5*
Cyclohexane	NS	*na*	na	na	na	na	na	na	na	na	na	na	na	ND< 0.50	ND< 0.50	ND< 0.5	ND< 0.5	ND< 0.5
Dibromochloromethane	50*	ND< 5.0	ND< 5.0	ND< 5.0	ND< 5.0	ND< 5.0	ND< 5.0	ND< 5.0	ND< 5.0	ND< 5.0	ND< 5.0	ND< 5.0	ND< 5	ND< 0.5	ND< 0.5	ND< 0.5	ND< 0.5	ND< 0.5
Dichlorodifluoromethane	5	ND< 5.0	ND< 5.0	ND< 5.0	ND< 5.0	ND< 5.0	ND< 5.0	ND< 5.0	ND< 5.0	ND< 5.0	ND< 5.0	ND< 5.0	ND< 5	ND< 0.5	ND< 0.5	ND< 0.5	ND< 0.5	ND< 0.5
Ethyl Benzene	5	ND< 5.0	ND< 5.0	ND< 5.0	ND< 5.0	ND< 5.0	ND< 5.0	ND< 5.0	ND< 5.0	ND< 5.0	ND< 5.0	ND< 5.0	ND< 5	ND< 0.5	ND< 0.5	ND< 0.5	ND< 0.5	ND< 0.5
Isopropylbenzene	5	ND< 10	ND< 5.0	ND< 5.0	ND< 5.0	ND< 5.0	ND< 5.0	ND< 5.0	ND< 5.0	ND< 5.0	ND< 5.0	ND< 5.0	ND< 5	ND< 0.5	ND< 0.5	ND< 0.5	ND< 0.5	ND< 0.5
Methyl acetate	NS	na	na	na	na	na	na	na	na	na	na	na	na	ND 0.5	ND< 0.5	ND< 0.5	ND< 0.5	ND< 2
Methyl tert-butyl ether (MTBE)	10*	0.83 J	ND< 5.0	0.54 J	ND< 5.0	ND< 5.0	ND< 5.0	0.65 J	ND< 5.0	ND< 5.0	ND< 5.0	ND< 5.0	ND< 5	0.36 J	0.32 J	0.34 J	0.34 J	ND< 0.5
Methylcyclohexane	NS	na	na	na	na	na	na	na	na	na	na	na	na	ND< 0.5	ND< 0.5	ND< 0.5	ND< 0.5	ND< 0.5
Methylene chloride	5	ND< 5.0	2.7 J,B	*ND< 10*	2.7 J,B	3.2 J,B	1.1 J,B	2.9 J,B	ND< 5.0	4.9 J	*ND< 10*	*ND< 10*	ND< *10*	ND< 2	ND< 2	ND< 2	1.8 J,B	ND< 2
o-Xylene	5	ND< 5.0	ND< 5.0	ND< 5.0	ND< 5.0	ND< 5.0	ND< 5.0	ND< 5.0	ND< 5.0	ND< 5.0	ND< 5.0	ND< 5.0	ND< 5	ND< 0.5	ND< 0.5	ND< 0.5	ND< 0.5	ND< 0.5
p- & m- Xylenes	5	*ND< 10*	*ND< 10*	*ND< 10*	*ND< 10*	*ND< 10*	*ND< 10*	*ND< 10*	*ND< 10*	*ND< 10*	*ND< 10*	*ND< 10*	ND< *10*	ND< 1	ND< 1	ND< 1	ND< 1	ND< 1
Styrene	5	ND< 5.0	ND< 5.0	ND< 5.0	ND< 5.0	ND< 5.0	ND< 5.0	ND< 5.0	ND< 5.0	ND< 5.0	ND< 5.0	ND< 5.0	ND< 5	ND< 0.5	ND< 0.5	ND< 0.5	ND< 0.5	ND< 0.5
Tetrachloroethylene	5	**14**	**17**	**17**	**16**	**14**	**13**	**13**	**13**	**10**	**15**	**14**	**14 CCV-E**	**14**	**13**	**11**	**10**	**11**
Toluene	5	ND< 5.0	ND< 5.0	ND< 5.0	ND< 5.0	ND< 5.0	ND< 5.0	ND< 5.0	ND< 5.0	ND< 5.0	ND< 5.0	ND< 5.0	ND< 5	ND< 0.5	ND< 0.5	ND< 0.5	ND< 0.5	ND< 0.5
trans-1,2-Dichloroethylene	5	ND< 5.0	ND< 5.0	ND< 5.0	ND< 5.0	ND< 5.0	ND< 5.0	ND< 5.0	ND< 5.0	ND< 5.0	ND< 5.0	ND< 5.0	ND< 5	ND< 0.5	ND< 0.5	ND< 0.5	ND< 0.5	ND< 0.5
trans-1,3-Dichloropropylene	0.4	*ND< 5.0*	*ND< 5.0*	*ND< 5.0*	*ND< 5.0*	*ND< 5.0*	*ND< 5.0*	*ND< 5.0*	*ND< 5.0*	*ND< 5.0*	*ND< 5.0*	*ND< 5.0*	*ND< 5*	*ND< 0.5*	*ND< 0.5*	*ND< 0.5*	*ND< 0.5*	ND< 0.5
Trichloroethylene	5	ND< 5.0	ND< 5.0	0.79 J	ND< 5.0	ND< 5.0	0.75 J	0.99 J	1.0 J	1.1 J	1.2 J	ND< 5.0	ND< 5	0.87	0.88	0.81	0.57	0.73
Trichlorofluoromethane (freon 11)	5	ND< 5.0	ND< 5.0	ND< 5.0	ND< 5.0	ND< 5.0	ND< 5.0	ND< 5.0	ND< 5.0	ND< 5.0	ND< 5.0	ND< 5.0	ND< 5	ND< 0.5	ND< 0.5	ND< 0.5	ND< 0.5	ND< 0.5
Vinyl Chloride	2	*ND< 5.0*	*ND< 5.0*	*ND< 5.0*	*ND< 5.0*	*ND< 5.0*	*ND< 5.0*	*ND< 5.0*	*ND< 5.0*	*ND< 5.0*	*ND< 5.0*	*ND< 5.0*	*ND< 5*	ND< 0.5	ND< 0.5	ND< 0.5	ND< 0.5	ND< 0.5
Total VOC concentration	NS	14.8	19.7	18.3	18.7	17.2	13.8	18.0	14.0	16.0	23.5	14.0	14.0	15.5	14.7	12.2	12.7	12.0
Total CVOC concentration	NS	14.0	19.7	17.8	18.7	17.2	13.8	17.4	14.0	16.0	16.2	14.0	14.0	15.2	14.4	11.8	12.4	12.0
Total Petro-VOC concentration	NS	0.8	0.0	0.5	0.0	0.0	0.0	0.7	0.0	0.0	0.0	0.0	0.0	0.4	0.3	0.3	0.3	0.0
Other VOC concentration	NS	0.0	0.0	0.0	0.0	0.0	0.0	0.0	0.0	0.0	7.3	0.0	0.0	0.0	0.0	0.0	0.0	0.0

LaBella
Powered by partners ltd.

Table 3
Historical Groundwater Analytical Results Summary
136 Fuller Road, Albany, New York
NYSDEC BCP Site # C401055

Sample Location	NYSDEC TOGS Standards and Guidance Values	MW3													
Sample ID: FRMW (Fuller Rd Monitoring Well)-Well ID# (approx depth to well bottom) (Screen Interval)		FRMW-MW29-X27 (27-32')													
Sample Date		6/26/2015	9/16/2015	11/30/2015	3/3/2016	5/26/2016	6/28/2017	6/14/2018	6/11/2019	6/10/2020	6/15/2021	6/6/2022	6/21/2023	6/11/2024	6/30/2025
Lab Sample ID		15F1052-02	15I0617-01	15L0018-01	16C0192-01	16E1165-05	17F1193-04	18F0674-09	19F0430-01	20F0477-01	21F0819-04	22F0429-01	23F1500-01	24F0876-11	25G0131-01
Groundwater Elevation (ft. amsl)		237.41	236.69	236.95	237.27	237.06	238.35	237.49	239.20	238.72	238.31	239.15	238.89	239.41	239.38
Analyte	ppb	ppb	ppb	ppb	ppb	ppb	ppb	ppb	ppb	ppb	ppb	ppb	ppb	ppb	ppb
1,1,1-Trichloroethane	5	ND< 0.5	ND< 0.20	ND< 0.2	ND< 0.2	ND< 0.5	ND< 0.20	ND< 0.20	ND< 0.20	ND< 0.20	ND< 0.20	ND< 0.20	ND< 0.20	ND< 0.20	ND< 0.20
1,1,2,2-Tetrachloroethane	5	ND< 0.5	ND< 0.20	ND< 0.2	ND< 0.2	ND< 0.5	ND< 0.20	ND< 0.20	ND< 0.20	ND< 0.20	ND< 0.20	ND< 0.20	ND< 0.20	ND< 0.20	ND< 0.20
1,1,2-Trichloro-1,2,2-trifluoroethane	5	ND< 0.5	ND< 0.20	ND< 0.2	ND< 0.2	ND< 0.5	ND< 0.20	ND< 0.20	ND< 0.20	ND< 0.20	ND< 0.20	ND< 0.20	ND< 0.20	ND< 0.20	ND< 0.20
1,1,2-Trichloroethane	1	ND< 0.5	ND< 0.20	ND< 0.2	ND< 0.2	ND< 0.5	ND< 0.20	ND< 0.20	ND< 0.20	ND< 0.20	ND< 0.20	ND< 0.20	ND< 0.20	ND< 0.20	ND< 0.20
1,1-Dichloroethane	5	ND< 0.5	ND< 0.20	ND< 0.2	ND< 0.2	ND< 0.5	ND< 0.20	ND< 0.20	ND< 0.20	ND< 0.20	0.67	0.85	0.57	0.52	0.56
1,1-Dichloroethylene	5	ND< 0.5	ND< 0.20	ND< 0.2	ND< 0.2	ND< 0.5	ND< 0.20	ND< 0.20	ND< 0.20	ND< 0.20	ND< 0.20	ND< 0.20	ND< 0.20	ND< 0.20	ND< 0.20
1,2,3-Trichlorobenzene	5	ND< 0.5	ND< 0.20	ND< 0.2	ND< 0.2	ND< 0.5	ND< 0.20	ND< 0.20	ND< 0.20	ND< 0.20	ND< 0.20	ND< 0.20	ND< 0.20	ND< 0.20	ND< 0.20
1,2,4-Trichlorobenzene	5	ND< 0.5	ND< 0.20	ND< 0.2	ND< 0.2	ND< 0.5	ND< 0.20	ND< 0.20	ND< 0.20	ND< 0.20	ND< 0.20	ND< 0.20	ND< 0.20	ND< 0.20	ND< 0.20
1,2-Dibromo-3-chloropropane	0.04	*ND< 0.5*	*ND< 0.20*	*ND< 0.2*	*ND< 0.2*	*ND< 0.5*	*ND< 0.20*	*ND< 0.20*	*ND< 0.20*	*ND< 0.20*	*ND< 0.20*	*ND< 0.20*	*ND< 0.20*	*ND< 0.20*	ND< 0.20
1,2-Dibromoethane	0.0006	*ND< 0.5*	*ND< 0.20*	*ND< 0.2*	*ND< 0.2*	*ND< 0.5*	*ND< 0.20*	*ND< 0.20*	*ND< 0.20*	*ND< 0.20*	*ND< 0.20*	*ND< 0.20*	*ND< 0.20*	*ND< 0.20*	ND< 0.20
1,2-Dichlorobenzene	3	ND< 0.5	ND< 0.20	ND< 0.2	ND< 0.2	ND< 0.5	ND< 0.20	ND< 0.20	ND< 0.20	ND< 0.20	ND< 0.20	ND< 0.20	ND< 0.20	ND< 0.20	ND< 0.20
1,2-Dichloroethane	0.6	ND< 0.5	ND< 0.20	ND< 0.2	ND< 0.2	ND< 0.5	ND< 0.20	ND< 0.20	ND< 0.20	ND< 0.20	ND< 0.20	ND< 0.20	ND< 0.20	ND< 0.20	ND< 0.20
1,2-Dichloropropane	1	ND< 0.5	ND< 0.20	ND< 0.2	ND< 0.2	ND< 0.5	ND< 0.20	ND< 0.20	ND< 0.20	ND< 0.20	ND< 0.20	ND< 0.20	ND< 0.20	ND< 0.20	ND< 0.20
1,3-Dichlorobenzene	5	ND< 0.5	ND< 0.20	ND< 0.2	ND< 0.2	ND< 0.5	ND< 0.20	ND< 0.20	ND< 0.20	ND< 0.20	ND< 0.20	ND< 0.20	ND< 0.20	ND< 0.20	ND< 0.20
1,4-Dichlorobenzene	5	ND< 0.5	ND< 0.20	ND< 0.2	ND< 0.2	ND< 0.5	ND< 0.20	ND< 0.20	ND< 0.20	ND< 0.20	ND< 0.20	ND< 0.20	ND< 0.20	ND< 0.20	ND< 0.20
2-Butanone	50*	ND< 0.5	ND< 0.20	ND< 0.2	ND< 0.8	ND< 0.5	ND< 0.20	ND< 0.20	ND< 0.20	ND< 0.20	ND< 0.20	ND< 0.20	ND< 0.20	ND< 0.20	ND< 0.20
2-Hexanone	50*	ND< 0.5	ND< 0.20	ND< 0.2	ND< 0.2	ND< 0.5	ND< 0.20	ND< 0.20	ND< 0.20	ND< 0.20	ND< 0.20	ND< 0.20	ND< 0.20	ND< 0.20	ND< 0.20
Methyl isobutyl ketone (4-Methyl-2-pentanone)	NS	ND< 0.5	ND< 0.20	ND< 0.2	ND< 0.2	ND< 0.5	ND< 0.20	ND< 0.20	ND< 0.20	ND< 0.20	ND< 0.20	ND< 0.20	ND< 0.20	ND< 0.20	ND< 0.20
Acetone	50*	ND< 2	ND< 1	ND< 1	ND< 1	ND< 2	ND< 1.0	2.2	ND< 1.0	ND< 1.0	ND< 1.0	ND< 1.0	ND< 1.0	ND< 1.0	3.56 B
Benzene	1	ND< 0.5	ND< 0.20	ND< 0.2	ND< 0.2	ND< 0.5	ND< 0.20	ND< 0.20	ND< 0.20	ND< 0.20	ND< 0.20	ND< 0.20	ND< 0.20	ND< 0.20	ND< 0.20
Bromochloromethane	5	ND< 0.5	ND< 0.20	ND< 0.2	ND< 0.2	ND< 0.5	ND< 0.20	ND< 0.20	ND< 0.20	ND< 0.20	ND< 0.20	ND< 0.20	ND< 0.20	ND< 0.20	ND< 0.20
Bromodichloromethane	50*	ND< 0.5	ND< 0.20	ND< 0.2	ND< 0.2	ND< 0.5	ND< 0.20	ND< 0.20	ND< 0.20	ND< 0.20	ND< 0.20	ND< 0.20	ND< 0.20	ND< 0.20	ND< 0.20
Bromoform	50*	ND< 0.5	ND< 0.20	ND< 0.2	ND< 0.2	ND< 0.5	ND< 0.20	ND< 0.20	ND< 0.20	ND< 0.20	ND< 0.20	ND< 0.20	ND< 0.20	ND< 0.20	ND< 0.20
Bromomethane	5	ND< 0.5	0.52 J	ND< 0.2	ND< 0.2	ND< 0.5	ND< 0.20	ND< 0.20	ND< 0.20	ND< 0.20	ND< 0.20	ND< 0.20	ND< 0.20	ND< 0.20	ND< 0.20
Carbon disulfide	60*	ND< 0.5	ND< 0.20	ND< 0.2	ND< 0.2	ND< 0.5	ND< 0.20	ND< 0.20	ND< 0.20	ND< 0.20	ND< 0.20	0.47 J,B	ND< 0.20	ND< 0.20	ND< 0.20
Carbon tetrachloride	5	ND< 0.5	ND< 0.20	ND< 0.2	ND< 0.2	ND< 0.5	ND< 0.20	ND< 0.20	ND< 0.20	ND< 0.20	ND< 0.20	ND< 0.20	ND< 0.20	ND< 0.20	ND< 0.20
Chlorobenzene	5	ND< 0.5	ND< 0.20	ND< 0.2	ND< 0.2	ND< 0.5	ND< 0.20	ND< 0.20	ND< 0.20	ND< 0.20	ND< 0.20	ND< 0.20	ND< 0.20	ND< 0.20	ND< 0.20
Chloroethane	5	ND< 0.5	ND< 0.20	ND< 0.2	ND< 0.2	ND< 0.5	ND< 0.20	ND< 0.20	ND< 0.20	ND< 0.20	ND< 0.20	ND< 0.20	ND< 0.20	ND< 0.20	ND< 0.20
Chloroform	7	ND< 0.5	ND< 0.20	ND< 0.2	ND< 0.2	ND< 0.5	ND< 0.20	ND< 0.20	ND< 0.20	ND< 0.20	ND< 0.20	ND< 0.20	ND< 0.20	ND< 0.20	ND< 0.20
Chloromethane	5	ND< 0.5	ND< 0.20	ND< 0.2	ND< 0.2	ND< 0.5	ND< 0.20	ND< 0.20	ND< 0.20	ND< 0.20	ND< 0.20	ND< 0.20	ND< 0.20	ND< 0.20	ND< 0.20
cis-1,2-Dichloroethylene	5	ND< 0.5	ND< 0.20	ND< 0.2	ND< 0.2	ND< 0.5	ND< 0.20	ND< 0.20	0.20 J	ND< 0.20	0.43 J	0.81	ND< 0.20	0.49 J	ND< 0.20
cis-1,3-Dichloropropylene	0.4^	*ND< 0.5*	*ND< 0.20*	*ND< 0.2*	*ND< 0.2*	*ND< 0.5*	*ND< 0.20*	*ND< 0.20*	*ND< 0.20*	*ND< 0.20*	*ND< 0.20*	ND< 0.20	ND< 0.20	ND< 0.20	ND< 0.20
Cyclohexane	NS	ND< 0.5	ND< 0.20	ND< 0.2	ND< 0.2	ND< 0.5	ND< 0.20	ND< 0.20	ND< 0.20	ND< 0.20	ND< 0.20	ND< 0.20	ND< 0.20	ND< 0.20	ND< 0.20
Dibromochloromethane	50*	ND< 0.5	ND< 0.20	ND< 0.2	ND< 0.2	ND< 0.5	ND< 0.20	ND< 0.20	ND< 0.20	ND< 0.20	ND< 0.20	ND< 0.20	ND< 0.20	ND< 0.20	ND< 0.20
Dichlorodifluoromethane	5	ND< 0.5	ND< 0.20	ND< 0.2	ND< 0.2	ND< 0.5	ND< 0.20	ND< 0.20	ND< 0.20	ND< 0.20	ND< 0.20	ND< 0.20	ND< 0.20	ND< 0.20	ND< 0.20
Ethyl Benzene	5	ND< 0.5	ND< 0.20	ND< 0.2	ND< 0.2	ND< 0.5	ND< 0.20	ND< 0.20	ND< 0.20	ND< 0.20	ND< 0.20	ND< 0.20	ND< 0.20	ND< 0.20	ND< 0.20
Isopropylbenzene	5	ND< 0.5	ND< 0.20	ND< 0.2	ND< 0.2	ND< 0.5	ND< 0.20	ND< 0.20	ND< 0.20	ND< 0.20	ND< 0.20	ND< 0.20	ND< 0.20	ND< 0.20	ND< 0.20
Methyl acetate	NS	ND< 0.5	ND< 0.20	ND< 0.2	ND< 0.2	ND< 0.5	ND< 0.20	ND< 0.20	ND< 0.20	ND< 0.20	ND< 0.20	ND< 0.20	ND< 0.20	ND< 0.20	ND< 0.20
Methyl tert-butyl ether (MTBE)	10*	0.29 J	0.28 J	0.24 J	ND< 0.2	0.31 J	ND< 0.20	ND< 0.20	ND< 0.20	ND< 0.20	ND< 0.20	ND< 0.20	ND< 0.20	ND< 0.20	ND< 0.20
Methylcyclohexane	NS	ND< 0.5	ND< 0.20	ND< 0.2	ND< 0.2	ND< 0.5	ND< 0.20	ND< 0.20	ND< 0.20	ND< 0.20	ND< 0.20	ND< 0.20	ND< 0.20	ND< 0.20	ND< 0.20
Methylene chloride	5	ND< 2	ND< 1.00	ND< 1	ND< 1	ND< 2	ND< 1.0	ND< 1.0	ND< 1.0	ND< 1.0	ND< 1.0	1.8 J	ND< 1	ND< 1.0	ND< 1.0
o-Xylene	5	ND< 0.5	ND< 0.20	ND< 0.2	ND< 0.2	ND< 0.5	ND< 0.20	ND< 0.20	ND< 0.20	ND< 0.20	ND< 0.20	ND< 0.20	ND< 0.20	ND< 0.20	ND< 0.20
p- & m- Xylenes	5	ND< 1	ND< 0.50	ND< 0.5	ND< 0.5	ND< 1	ND< 0.50	ND< 0.50	ND< 0.50	4.7	ND< 0.50	ND< 0.50	ND< 0.50	ND< 0.50	ND< 0.20
Styrene	5	ND< 0.5	ND< 0.20	ND< 0.2	ND< 0.2	ND< 0.5	ND< 0.20	ND< 0.20	ND< 0.20	ND< 0.20	ND< 0.20	ND< 0.20	ND< 0.20	ND< 0.20	ND< 0.20
Tetrachloroethylene	5	**13**	**12**	**13**	**12**	**12 CCV-E**	**11**	**12 QL-02**	**9.6**	**7.8**	**9.2**	**7.1**	4.2	**8.2**	4.3
Toluene	5	0.46 J	ND< 0.20	ND< 0.2	ND< 0.2	ND< 0.5	ND< 0.20	ND< 0.20	ND< 0.20	ND< 0.20	ND< 0.20	ND< 0.20	ND< 0.20	ND< 0.20	ND< 0.20
trans-1,2-Dichloroethylene	5	ND< 0.5	ND< 0.20	ND< 0.2	ND< 0.2	ND< 0.5	ND< 0.20	ND< 0.20	ND< 0.20	ND< 0.20	ND< 0.20	ND< 0.20	ND< 0.20	ND< 0.20	ND< 0.20
trans-1,3-Dichloropropylene	0.4^	*ND< 0.5*	*ND< 0.20*	*ND< 0.2*	*ND< 0.2*	ND< 0.5	ND< 0.20	ND< 0.20	ND< 0.20	ND< 0.20	ND< 0.20	ND< 0.20	ND< 0.20	ND< 0.20	ND< 0.20
Trichloroethylene	5	0.81	0.68	0.84	0.74	0.79	0.67	0.88 QL-02	1.2	0.82	1.4 CaI-E	1.4	1.3	1.7	1.46
Trichlorofluoromethane (freon 11)	5	ND< 0.5	ND< 0.20	ND< 0.2	ND< 0.2	ND< 0.5	ND< 0.20	ND< 0.20	ND< 0.20	ND< 0.20	ND< 0.20	ND< 0.20	ND< 0.20	ND< 0.20	ND< 0.20
Vinyl Chloride	2	ND< 0.5	ND< 0.20	ND< 0.2	ND< 0.2	ND< 0.5	ND< 0.20	ND< 0.20	ND< 0.20	ND< 0.20	0.26 J	ND< 0.20	ND< 0.20	ND< 0.20	ND< 0.20
Total VOC concentration	NS	14.6	13.5	14.1	12.7	13.1	11.7	13.1	11.0	13.1	12.0	12.4	6.1	10.9	9.88
Total CVOC concentration	NS	13.8	12.7	13.8	12.7	12.8	11.7	12.9	11.0	8.4	12.0	12.0	6.1	10.9	6.320
Total Petro-VOC concentration	NS	0.8	0.3	0.2	0.0	0.3	0.0	0.0	0.0	4.7	0.0	0.0	0.0	0.0	0
Other VOC concentration	NS	0.0	0.5	0.0	0.0	0.0	0.0	2.2	0.0	0.0	0.0	0.5	0.0	0.0	3.56

LaBella
Powered by partnership.

Table 3
Historical Groundwater Analytical Results Summary
136 Fuller Road, Albany, New York
NYSDEC BCP Site # C401055

Sample Location	NYSDEC TOGS Standards and Guidance Values	MW7																			
Sample ID: FRMW (Fuller Rd Monitoring Well)-Well ID# (approx depth to well bottom) (Screen Interval)		FRMW-MW7-X18 (8-18')																			
Sample Date		07/15/10	9/29/2011	12/13/2011	2/22/2012	4/30/2012	6/27/2012	9/25/2012	1/3/2013	3/14/2013	6/12/2014	6/25/2015	5/26/2016	6/28/2017	6/14/2018	6/11/2019	6/10/2020	6/15/2021	6/6/2022	6/21/2023	6/11/2024	6/30/2025
Lab Sample ID		10G0511-04	11J0038-11	11L0633-02	12B0883-08	12E0113-02	12F0976-09	12I0945-02	13A0045-01	13C0516-01	14F0651-02	15F1052-04	16E1165-01	17F1193-01	18F0674-10	19F0430-02	20F0477-02	21F0819-02	22F0429-02	23F1500-02	24F0876-12	25G0131-03
Groundwater Elevation (ft. amsl)		238.10	239.55	239.20	238.88	238.50	238.70	237.41	237.20	237.45	238.08	237.39	237.07	238.31	237.59	239.04	238.60	238.26	239.01	238.78	239.20	239.21
Analyte	ppb	ppb	ppb	ppb	ppb	ppb	ppb	ppb	ppb	ppb	ppb	ppb	ppb	ppb	ppb	ppb	ppb	ppb	ppb	ppb	ppb	ppb
1,1,1-Trichloroethane	5	**9.8**	**110**	**75**	**27**	**14**	**17**	**15**	3.0 J	2.0 J	**6.0**	**340**	**24**	**15**	**14**	**7.9**	5.6	2.6	**11**	**15**	**38**	4.210
1,1,2,2-Tetrachloroethane	5	ND< 5.0	ND< 5.0	*ND< 50*	ND< 5.0	ND< 5.0	ND< 5.0	ND< 5.0	ND< 5.0	ND< 5.0	ND< 0.5	ND< 0.5	ND< 0.5	ND< 0.20	ND< 1.0	ND< 0.20	ND< 0.20	ND< 0.20	ND< 0.20	ND< 0.20	ND< 0.20	ND< 0.20
1,1,2-Trichloro-1,2,2-trifluoroethane	5	ND< 5.0	ND< 5.0	*ND< 50*	ND< 5.0	ND< 5.0	ND< 5.0	ND< 5.0	ND< 5.0	ND< 5.0	ND< 0.5	ND< 0.5	ND< 0.5	ND< 0.20	ND< 1.0	ND< 0.20	ND< 0.20	ND< 0.20	ND< 0.20	ND< 0.20	0.34 J	ND< 0.20
1,1,2-Trichloroethane	1	*ND< 5.0*	*ND< 5.0*	*ND< 50*	*ND< 5.0*	*ND< 5.0*	*ND< 5.0*	*ND< 5.0*	*ND< 5.0*	*ND< 5.0*	ND< 0.5	0.94	ND< 0.5	ND< 0.20	ND< 1.0	ND< 0.20	ND< 0.20	ND< 0.20	ND< 0.20	ND< 0.20	0.47 J	ND< 0.20
1,1-Dichloroethane	5	**16**	**170**	**160**	**60**	**33**	**27**	**17**	**6.2**	4.0 J	4.6	**670**	**30**	**17**	**56**	**87**	ND< 0.20	**11**	**160**	**170**	**450**	**38.9**
1,1-Dichloroethylene	5	ND< 5.0	4.6 J	*ND< 50*	2.3 J	ND< 5.0	1.5 J	1.4 J	ND< 5.0	ND< 5.0	0.63	**24**	1.8	2.9	2.4 J	3.2	ND< 0.20	1.2	2.2	3.4	**5.7**	1.11
1,2,3-Trichlorobenzene	5	na	na	na	na	na	na	na	na	na	ND< 0.5	ND< 0.5	ND< 0.5	ND< 0.20	ND< 1.0	ND< 0.20	ND< 0.20	ND< 0.20	ND< 0.20	ND< 0.20	ND< 0.20	ND< 0.20
1,2,4-Trichlorobenzene	5	ND< 5.0	1.1 J	*ND< 100*	0.91 J	1.2 J	1.6 J	1.6 J	1.1 J	1.1 J	0.97 B	1.3	1.3	0.8	ND< 1.0	0.76	ND< 0.20	0.81	0.62	0.95	0.65	0.66
1,2-Dibromo-3-chloropropane	0.04	*ND< 5.0*	*ND< 10*	*ND< 100*	*ND< 10*	*ND< 10*	*ND< 10*	*ND< 10*	*ND< 10*	*ND< 10*	*ND< 0.5*	*ND< 0.5*	*ND< 0.5*	*ND< 0.20*	*ND< 1.0*	*ND< 0.20*	*ND< 0.20*	*ND< 0.20*	*ND< 0.20*	*ND< 0.20*	*ND< 0.20*	ND< 0.20
1,2-Dibromoethane	0.0006	*ND< 5.0*	*ND< 5.0*	*ND< 50*	*ND< 5.0*	*ND< 5.0*	*ND< 5.0*	*ND< 5.0*	*ND< 5.0*	*ND< 5.0*	*ND< 0.5*	*ND< 0.5*	*ND< 0.5*	*ND< 0.20*	*ND< 1.0*	*ND< 0.20*	*ND< 0.20*	*ND< 0.20*	*ND< 0.20*	*ND< 0.20*	*ND< 0.20*	ND< 0.20
1,2-Dichlorobenzene	3	na	na	na	na	na	na	na	na	na	**15**	**21**	**23**	**14**	**19**	**19**	**17**	**14**	**11**	**16**	**15**	**16**
1,2-Dichloroethane	0.6	*ND< 5.0*	*ND< 5.0*	*ND< 50*	*ND< 5.0*	*ND< 5.0*	*ND< 5.0*	*ND< 5.0*	*ND< 5.0*	*ND< 5.0*	ND< 0.5	1.4	ND< 0.5	ND< 0.20	ND< 1.0	ND< 0.20	ND< 0.20	ND< 0.20	ND< 0.20	ND< 0.20	0.35 J	ND< 0.20
1,2-Dichloropropane	1	*ND< 5.0*	*ND< 5.0*	*ND< 50*	*ND< 5.0*	*ND< 5.0*	*ND< 5.0*	*ND< 5.0*	*ND< 5.0*	*ND< 5.0*	ND< 0.5	ND< 0.5	ND< 0.5	ND< 0.20	ND< 1.0	ND< 0.20	ND< 0.20	ND< 0.20	ND< 0.20	ND< 0.20	ND< 0.20	ND< 0.20
1,3-Dichlorobenzene	3	na	na	na	na	na	na	na	na	na	0.42 J	0.64	0.72	0.49 J	ND< 1.0	0.47 J	ND< 0.20	0.46 J	0.37 J	0.47 J	0.37 J	0.310 J
1,4-Dichlorobenzene	3	na	na	na	na	na	na	na	na	na	**6.5**	**9.1**	**9.6**	**5.2**	**5.5**	**5.7**	**5.5**	**5.9**	**5.1**	**7.4**	**5.9**	**4.91**
2-Butanone	50*	ND< 5.0	ND< 10	*ND< 100*	ND< 10	ND< 10	ND< 10	ND< 10	ND< 10	ND< 10	ND< 0.5	ND< 0.5	ND< 0.5	ND< 0.20	ND< 1.0	ND< 0.20	ND< 0.20	ND< 0.20	ND< 0.20	ND< 0.20	ND< 0.20	ND< 0.20
2-Hexanone	50*	ND< 5.0	ND< 5.0	ND< 50	ND< 5.0	ND< 5.0	ND< 5.0	ND< 5.0	ND< 5.0	ND< 5.0	ND< 0.5	ND< 0.5	ND< 0.5	ND< 0.20	ND< 1.0	ND< 0.20	ND< 0.20	ND< 0.20	ND< 0.20	ND< 0.20	ND< 0.20	ND< 0.20
Methyl isobutyl ketone (4-Methyl-2-pentanone)	NS	ND< 10 J	ND< 10	ND< 100	ND< 10	ND< 10	ND< 10	ND< 10	ND< 10	ND< 10	ND< 0.5	ND< 0.5	ND< 0.5	ND< 0.20	ND< 1.0	ND< 0.20	ND< 0.20	ND< 0.20	ND< 0.20	ND< 0.20	ND< 0.20	ND< 0.20
Acetone	50*	ND< 5.0	4.9 B,J	ND< 50	ND< 10	ND< 10	ND< 10	ND< 10	ND< 10	ND< 10	ND< 2.0	ND< 2	ND< 2	ND< 1.0	ND< 5.0	ND< 1.0	ND< 1.0	ND< 1.0	ND< 1.0	ND< 1.0	ND< 1.0	2.92 B
Benzene	1	*ND< 5.0*	*ND< 5.0*	*ND< 50*	*ND< 5.0*	*ND< 5.0*	*ND< 5.0*	*ND< 5.0*	*ND< 5.0*	*ND< 5.0*	ND< 0.5	ND< 0.5	ND< 0.5	ND< 0.20	ND< 1.0	ND< 0.20	ND< 0.20	ND< 0.20	ND< 0.20	ND< 0.20	ND< 0.20	ND< 0.20
Bromochloromethane	5	na	na	na	na	na	na	na	na	na	ND< 0.5	ND< 0.5	ND< 0.5	ND< 0.20	ND< 1.0	ND< 0.20	ND< 0.20	ND< 0.20	ND< 0.20	ND< 0.20	ND< 0.20	ND< 0.20
Bromodichloromethane	50*	ND< 5.0	ND< 5.0	ND< 50	ND< 5.0	ND< 5.0	ND< 5.0	ND< 5.0	ND< 5.0	ND< 5.0	ND< *0.5*	ND< *0.5*	ND< *0.5*	ND< *0.20*	ND< *1.0*	ND< 0.20	ND< 0.20	ND< 0.20	ND< 0.20	ND< 0.20	ND< 0.20	ND< 0.20
Bromoform	50*	ND< 5.0	ND< 5.0	ND< 50	ND< 5.0	ND< 5.0	ND< 5.0	ND< 5.0	ND< 5.0	ND< 5.0	ND< *0.5*	ND< *0.5*	ND< *0.5*	ND< *0.20*	ND< *1.0*	ND< 0.20	ND< 0.20	ND< 0.20	ND< 0.20	ND< 0.20	ND< 0.20	ND< 0.20
Bromomethane	5	ND< 5.0	ND< 5.0	*ND< 50*	ND< 5.0	ND< 5.0	ND< 5.0	ND< 5.0	ND< 5.0	ND< 5.0	ND< *0.5*	ND< *0.5*	ND< *0.5*	ND< *0.20*	ND< *1.0*	ND< 0.20	ND< 0.20	ND< 0.20	ND< 0.20	ND< 0.20	ND< 0.20	ND< 0.20
Carbon disulfide	60*	ND< 5.0	ND< 5.0	ND< 50	ND< 5.0	ND< 5.0	ND< 5.0	ND< 5.0	ND< 5.0	ND< 5.0	ND< *0.5*	ND< *0.5*	ND< *0.5*	ND< *0.20*	ND< *1.0*	ND< 0.20	ND< 0.20	ND< 0.20	0.41 J,B	ND< 0.20	ND< 0.20	ND< 0.20
Carbon tetrachloride	5	ND< 5.0	ND< 5.0	*ND< 50*	ND< 5.0	ND< 5.0	ND< 5.0	ND< 5.0	ND< 5.0	ND< 5.0	ND< *0.5*	ND< *0.5*	ND< *0.5*	ND< *0.20*	ND< *1.0*	ND< 0.20	ND< 0.20	ND< 0.20	ND< 0.20	ND< 0.20	ND< 0.20	ND< 0.20
Chlorobenzene	5	ND< 5.0	ND< 5.0	*ND< 50*	ND< 5.0	ND< 5.0	ND< 5.0	ND< 5.0	ND< 5.0	ND< 5.0	ND< *0.5*	ND< *0.5*	ND< *0.5*	ND< *0.20*	ND< *1.0*	ND< 0.20	ND< 0.20	ND< 0.20	ND< 0.20	ND< 0.20	ND< 0.20	ND< 0.20
Chloroethane	5	ND< 5.0	ND< 5.0	*ND< 50*	ND< 5.0	ND< 5.0	ND< 5.0	ND< 5.0	ND< 5.0	ND< 5.0	ND< *0.5*	4.3	ND< *0.5*	ND< *0.20*	ND< *1.0*	ND< 0.20	ND< 0.20	ND< 0.20	ND< 0.20	ND< 0.20	ND< 0.20	ND< 0.20
Chloroform	7	ND< 5.0	ND< 5.0	*ND< 50*	ND< 5.0	ND< 5.0	0.37 J	0.48 J	ND< 5.0	ND< 5.0	0.28 J	2.7	1.4	0.73	ND< 1.0	0.50	1.1	0.33 J	0.35 J	ND< 0.20	ND< 0.20	ND< 0.20
Chloromethane	5	3.2 J	ND< 5.0	*ND< 50*	ND< 5.0	ND< 5.0	ND< 5.0	ND< 5.0	ND< 5.0	ND< 5.0	ND< 0.5	ND< 0.5	ND< 0.5	ND< 0.20	ND< 1.0	ND< 0.20	ND< 0.20	ND< 0.20	ND< 0.20	ND< 0.20	ND< 0.20	ND< 0.20
cis-1,2-Dichloroethylene	5	ND< 5.0	**30**	**28 J**	**16**	**13**	**11**	4.3 J	3.3 J	2.1 J	1.2	**53**	**7.2**	**3**	2.4 J	1.8	**18**	1.9	**14**	**34**	**54**	**10.1**
cis-1,3-Dichloropropylene	0.4*	*ND< 5.0*	*ND< 5.0*	*ND< 50*	*ND< 5.0*	*ND< 5.0*	*ND< 5.0*	*ND< 5.0*	*ND< 5.0*	*ND< 5.0*	*ND< 0.5*	*ND< 0.5*	*ND< 0.5*	*ND< 0.20*	*ND< 1.0*	ND< 0.20	ND< 0.20	ND< 0.20	ND< 0.20	ND< 0.20	ND< 0.20	ND< 0.20
Cyclohexane	NS	na	na	na	na	na	na	na	na	na	ND< 0.5	ND< 0.5	ND< 0.5	ND< 0.20	ND< 1.0	ND< 0.20	ND< 0.20	ND< 0.20	ND< 0.20	ND< 0.20	ND< 0.20	ND< 0.20
Dibromochloromethane	50*	ND< 5.0	ND< 5.0	ND< 50	ND< 5.0	ND< 5.0	ND< 5.0	ND< 5.0	ND< 5.0	ND< 5.0	ND< *0.5*	ND< *0.5*	ND< *0.5*	ND< *0.20*	ND< *1.0*	ND< 0.20	ND< 0.20	ND< 0.20	ND< 0.20	ND< 0.20	ND< 0.20	ND< 0.20
Dichlorodifluoromethane	5	ND< 5.0	ND< 5.0	*ND< 50*	ND< 5.0	ND< 5.0	ND< 5.0	ND< 5.0	ND< 5.0	ND< 5.0	ND< *0.5*	ND< *0.5*	ND< *0.5*	ND< *0.20*	ND< *1.0*	ND< 0.20	ND< 0.20	ND< 0.20	0.21 J	ND< 0.20	0.25 J	ND< 0.20
Ethyl Benzene	5	ND< 5.0	ND< 5.0	*ND< 50*	ND< 5.0	ND< 5.0	ND< 5.0	ND< 5.0	ND< 5.0	ND< 5.0	ND< *0.5*	ND< *0.5*	ND< *0.5*	ND< *0.20*	ND< *1.0*	ND< 0.20	ND< 0.20	ND< 0.20	ND< 0.20	ND< 0.20	ND< 0.20	ND< 0.20
Isopropylbenzene	5	*ND< 10*	ND< 5.0	*ND< 50*	ND< 5.0	ND< 5.0	ND< 5.0	ND< 5.0	ND< 5.0	ND< 5.0	ND< *0.5*	ND< *0.5*	ND< *0.5*	ND< *0.20*	ND< *1.0*	ND< 0.20	ND< 0.20	ND< 0.20	ND< 0.20	ND< 0.20	ND< 0.20	ND< 0.20
Methyl acetate	NS	na	na	na	na	na	na	na	na	na	ND< *0.5*	ND< *0.5*	ND< *0.5*	ND< *0.20*	ND< *1.0*	ND< 0.20	ND< 0.20	ND< 0.20	ND< 0.20	ND< 0.20	ND< 0.20	ND< 0.20
Methyl tert-butyl ether (MTBE)	10*	ND< 5.0	ND< 5.0	*ND< 50*	ND< 5.0	ND< 5.0	ND< 5.0	ND< 5.0	ND< 5.0	ND< 5.0	ND< *0.5*	ND< *0.5*	ND< *0.5*	ND< *0.20*	ND< *1.0*	ND< 0.20	ND< 0.20	ND< 0.20	ND< 0.20	ND< 0.20	ND< 0.20	ND< 0.20
Methylcyclohexane	NS	na	na	na	na	na	na	na	na	na	ND< *0.5*	ND< *0.5*	0.29 J	ND< 0.20	ND< 1.0	ND< 0.20	ND< 0.20	ND< 0.20	ND< 0.20	ND< 0.20	ND< 0.20	ND< 0.20
Methylene chloride	5	*ND< 6.4*	3.3 J,B	*ND< 50*	3.1 J,B	3.8 J,B	*ND< 10*	2.7 J,B	*ND< 10*	4.6 J	ND< 2.0	1.7 J	ND< 2.0	ND< 1.0	ND< 5.0	ND< 1.0	ND< 1.0	ND< 1.0	ND< 1.0	ND< 1.0	ND< 1.0	ND< 0.20
o-Xylene	5	ND< 5.0	ND< 5.0	ND< 50	ND< 5.0	ND< 5.0	ND< 5.0	ND< 5.0	ND< 5.0	ND< 5.0	ND< 0.5	0.82	2.3	0.24 J	ND< 1.0	0.29 J	ND< 0.20	ND< 0.20	ND< 0.20	ND< 0.20	ND< 0.20	ND< 0.20
p- & m- Xylenes	5	*ND< 10*	*ND< 10*	*ND< 50*	*ND< 10*	*ND< 10*	*ND< 10*	*ND< 10*	ND< 10	ND< 10	ND< 1.0	ND< 1	ND< 1	ND< 0.50	ND< 2.5	ND< *0.5*	4.7	ND< 0.50	ND< 0.50	ND< 0.50	ND< 0.50	ND< 0.20
Styrene	5	ND< 5.0	ND< 5.0	ND< 50	ND< 5.0	ND< 5.0	ND< 5.0	ND< 5.0	ND< 5.0	ND< 5.0	ND< 0.5	ND< 0.5	ND< 0.5	ND< 0.20	ND< 1.0	ND< 0.20	ND< 0.20	ND< 0.20	ND< 0.20	ND< 0.20	ND< 0.20	ND< 0.20
Tetrachloroethylene	5	**21**	**38**	**48 J**	**47**	**27**	**25**	**22**	**18**	**14**	**12**	**30**	**87**	**38**	**52 QL-02**	**52**	**49**	**32**	**36**	**33**	**31**	**24.6**
Toluene	5	ND< 5.0	ND< 5.0	*ND< 50*	ND< 5.0	ND< 5.0	ND< 5.0	ND< 5.0	ND< 5.0	ND< 5.0	ND< 0.5	0.35 J	ND< 0.5	ND< 0.20	ND< 1.0	ND< 0.20	ND< 0.20	ND< 0.20	ND< 0.20	ND< 0.20	ND< 0.20	ND< 0.20
trans-1,2-Dichloroethylene	5	ND< 5.0	ND< 5.0	*ND< 50*	ND< 5.0	ND< 5.0	ND< 5.0	ND< 5.0	ND< 5.0	ND< 5.0	ND< 0.5	ND< 0.5	ND< 0.5	ND< 0.20	ND< 1.0	ND< 0.20	ND< 0.20	ND< 0.20	ND< 0.20	ND< 0.20	ND< 0.20	ND< 0.20
trans-1,3-Dichloropropylene	0.4*	*ND< 5.0*	*ND< 5.0*	*ND< 50*	*ND< 5.0*	*ND< 5.0*	*ND< 5.0*	*ND< 5.0*	*ND< 5.0*	*ND< 5.0*	*ND< 0.5*	*ND< 0.5*	*ND< 0.5*	*ND< 0.20*	*ND< 1.0*	ND< 0.20	ND< 0.20	ND< 0.20	ND< 0.20	ND< 0.20	ND< 0.20	ND< 0.20
Trichloroethylene	5	2.6 J	3.9 J	*ND< 50*	**5.5**	4.7 J	4.5 J	5.0	3.4 J	2.1 J	1.9	2.2	4.9	2.4	1.8 QL-02,	1.9	2.2	2.3 CaI-E	1.7	2.2	2.2	1.37
Trichlorofluoromethane (freon 11)	5	ND< 5.0	ND< 5.0	*ND< 50*	ND< 5.0	ND< 5.0	ND< 5.0	ND< 5.0	ND< 5.0	ND< 5.0	ND< 0.5	3.2	ND< 0.5	ND< 0.20	ND< 1.0	ND< 0.20	ND< 0.20	ND< 0.20	ND< 0.20	ND< 0.20	0.43 J	ND< 0.20
Vinyl Chloride	2	*ND< 5.0*	*ND< 5.0*	*ND< 50*	*ND< 5.0*	*ND< 5.0*	*ND< 5.0*	*ND< 5.0*	*ND< 5.0*	*ND< 5.0*	ND< 0.5	0.89	ND< 0.5	ND< 0.20	ND< 1.0	ND< 0.20	ND< 0.20	ND< 0.20	ND< 0.20	ND< 0.20	0.40 J	ND< 0.20
Total VOC concentration	NS	52.6	365.8	311.0	161.8	96.7	88.0	69.5	35.0	29.9	50	1,168	194	100	153	181	103	93	243	282	605	105.09
Total CVOC concentration	NS	52.6	360.9	311.0	161.8	96.7	88.0	69.5	35.0	29.9	50	1,166	158	100	153	180	98	93	243	282	605	102.17
Total Petro-VOC concentration	NS	0	0	0	0	0	0	0	0	0	0	1.17	2.3	0.24	0	0.29	4.70	0.00	0.00	0.00	0.00	0.00
Other VOC concentration	NS	0	5	0	0	0	0	0	0	0	0	0	0	0	0	0	0	0.00	0.41	0.00	0.00	2.92

LaBella
Powered by partnership

Table 3
Historical Groundwater Analytical Results Summary
136 Fuller Road, Albany, New York
NYSDEC BCP Site # C401055

Sample Location	NYSDEC TOGS Standards and Guidance Values	MW9																						
Sample ID: FRMW (Fuller Rd Monitoring Well)-Well ID# (approx. depth to well bottom) (Screen Interval)		FRMW-MW9-X12 (7-12')																						
Sample Date		7/19/2010	5/31/2011	7/21/2011	9/29/2011	12/13/2011	2/22/2012	4/30/2012	6/28/2012	9/25/2012	12/19/2012	3/14/2013	6/12/2014	6/25/2015	5/26/2016	6/28/2017	6/13/2018	6/11/2019	6/11/2020	6/16/2021	6/6/2022	6/21/2023	6/11/2024	6/30/2025
Lab Sample ID		10G0579-14	--	--	--	--	--	--	--	--	--	--	14F0651-04	15F1052-08	16W1165-10	17F1193-06	18F0674-05	19F0430-03	20F0477-03	21F0819-09	22F0429-03	-	-	25G0131-04
Groundwater Elevation (ft. amsl)		245.21	<240	<240	<240	<240	<240	<240	<240	<240	<240	<240	241.32	240.42	241.82	242.60	242.28	241.74	242.17	243.44	242.04	-	-	241.69
Analyte	ppb	ppb	--	--	--	--	--	--	--	--	--	--	ppb	ppb	ppb	ppb	ppb	ppb	ppb	ppb	ppb	-	-	ppb
1,1,1-Trichloroethane	5	**830**											1.3	1.8	4.4	2.9	3.6	1.4	1.4	0.81	ND< 2.0			ND< 2.0
1,1,2,2-Tetrachloroethane	5	ND< 50											ND< 1.0	ND< 0.5	ND< 0.5	ND< 0.20	ND< 1.0	ND< 0.20	ND< 0.20	ND< 0.20	ND< 2.0			ND< 2.0
1,1,2-Trichloro-1,2,2-trifluoroethane	5	ND< 50											ND< 1.0	ND< 0.5	ND< 0.5	ND< 0.20	ND< 1.0	ND< 0.20	ND< 0.20	ND< 0.20	ND< 2.0			ND< 2.0
1,1,2-Trichloroethane	1	ND< 50											ND< 1.0	ND< 0.5	ND< 0.5	ND< 0.20	ND< 1.0	ND< 0.20	ND< 0.20	ND< 0.20	*ND< 2.0*			ND< 2.0
1,1-Dichloroethane	5	**900**											**70**	**81**	**110**	**110**	**100**	**97**	**88**	**71**	**26**			2.95
1,1-Dichloroethylene	5												**4.0**	**6.4**	**23**	**34**	**18**	**13**	**9.4**	**9.8**	ND< 2.0			1.09
1,2,3-Trichlorobenzene	5	**140**											ND< 1.0	ND< 0.5	ND< 0.5	ND< 0.20	ND< 1.0	ND< 0.20	ND< 0.20	ND< 0.20	ND< 2.0			ND< 2.0
1,2,4-Trichlorobenzene	5	ND< 100											ND< 1.0	ND< 0.5	ND< 0.5	ND< 0.20	ND< 1.0	ND< 0.20	ND< 0.20	ND< 0.20	ND< 2.0			ND< 2.0
1,2-Dibromo-3-chloropropane	0.04	ND< 50											*ND< 1.0*	*ND< 0.5*	*ND< 0.5*	*ND< 0.20*	*ND< 1.0*	*ND< 0.20*	*ND< 0.20*	*ND< 0.20*	*ND< 2.0*			ND< 2.0
1,2-Dibromoethane	0.0006	na											*ND< 1.0*	*ND< 0.5*	*ND< 0.5*	*ND< 0.20*	*ND< 1.0*	*ND< 0.20*	*ND< 0.20*	*ND< 0.20*	*ND< 2.0*			ND< 2.0
1,2-Dichlorobenzene	3	ND< 50											*ND< 1.0*	*ND< 0.5*	*ND< 0.5*	*ND< 0.20*	*ND< 1.0*	ND< 0.20	ND< 0.20	ND< 0.20	ND< 2.0			ND< 2.0
1,2-Dichloroethane	0.6	ND< 50											*ND< 1.0*	*ND< 0.5*	*ND< 0.5*	*ND< 0.20*	*ND< 1.0*	ND< 0.20	ND< 0.20	ND< 0.20	*ND< 2.0*			ND< 2.0
1,2-Dichloropropane	1	ND< 50											ND< 1.0	ND< 0.5	ND< 0.5	ND< 0.20	ND< 1.0	ND< 0.20	ND< 0.20	ND< 0.20	*ND< 2.0*			ND< 2.0
1,3-Dichlorobenzene	3	na											ND< 1.0	ND< 0.5	ND< 0.5	ND< 0.20	ND< 1.0	ND< 0.20	ND< 0.20	ND< 0.20	ND< 2.0			ND< 2.0
1,4-Dichlorobenzene	3	NA											ND< 1.0	ND< 0.5	ND< 0.5	ND< 0.20	ND< 1.0	ND< 0.20	ND< 0.20	ND< 0.20	ND< 2.0			ND< 2.0
2-Butanone	50*	ND< 50											ND< 1.0	ND< 0.5	ND< 0.5	ND< 0.20	ND< 1.0	ND< 0.20	ND< 0.20	2.0 Cal-E	12			ND< 2.0
2-Hexanone	50*	ND< 50											ND< 1.0	ND< 0.5	ND< 0.5	ND< 0.20	ND< 1.0	ND< 0.20	ND< 0.20	ND< 0.20	ND< 2.0			ND< 2.0
Methyl isobutyl ketone (4-Methyl-2-pentanone)	NS	ND< 100											ND< 1.0	ND< 0.5	ND< 0.5	ND< 0.20	ND< 1.0	ND< 0.20	ND< 0.20	0.33 J	7			ND< 2.0
Acetone	50*	ND< 50 J											4.4 CCV-E	ND< 2	2.1	3.5	ND< 5.0	1.7 CCV-E, J	ND< 1.0	15 CCV-E	*ND< 10*			6.08 B
Benzene	5	na											ND< 1.0	ND< 0.5	ND< 0.5	ND< 0.20	ND< 1.0	0.36 J	ND< 0.20	0.20 J	*ND< 2.0*			ND< 2.0
Bromochloromethane	1	ND< 50											ND< 1.0	ND< 0.5	ND< 0.5	ND< 0.20	ND< 1.0	ND< 0.20	ND< 0.20	ND< 0.20	ND< 2.0			ND< 2.0
Bromodichloromethane	50*	ND< 50											ND< 1.0	ND< 0.5	ND< 0.5	ND< 0.20	ND< 1.0	ND< 0.20	ND< 0.20	ND< 0.20	ND< 2.0			ND< 2.0
Bromoform	50*	ND< 50											ND< 1.0	ND< 0.5	ND< 0.5	ND< 0.20	ND< 1.0	ND< 0.20	ND< 0.20	ND< 0.20	ND< 2.0			ND< 2.0
Bromomethane	5	ND< 50 J											ND< 1.0	ND< 0.5	ND< 0.5	ND< 0.20	ND< 1.0	ND< 0.20	ND< 0.20	ND< 0.20	ND< 2.0			ND< 2.0
Carbon disulfide	60*	ND< 50											ND< 1.0	ND< 0.5	*ND< 0.5*	*ND< 0.20*	*ND< 1.0*	ND< 0.20	0.20 J	0.22 J	13 B			ND< 2.0
Carbon tetrachloride	5	ND< 50											ND< 1.0	ND< 0.5	ND< 0.5	ND< 0.20	ND< 1.0	ND< 0.20	ND< 0.20	ND< 0.20	ND< 2.0			ND< 2.0
Chlorobenzene	5	ND< 50											ND< 1.0	ND< 0.5	ND< 0.5	ND< 0.20	ND< 1.0	ND< 0.20	ND< 0.20	ND< 0.20	ND< 2.0			ND< 2.0
Chloroethane	5	**8.1 J**											ND< 1.0	ND< 0.5	ND< 0.5	0.48 J	ND< 1.0	1.4	0.84	1.1	ND< 2.0			ND< 2.0
Chloroform	7	ND< 50											ND< 1.0	ND< 0.5	ND< 0.5	ND< 0.20	ND< 1.0	ND< 0.20	ND< 0.20	ND< 0.20	ND< 2.0			ND< 2.0
Chloromethane	5	ND< 50											ND< 1.0	ND< 0.5	ND< 0.5	ND< 0.20	ND< 1.0	ND< 0.20	ND< 0.20	ND< 0.20	ND< 2.0			ND< 2.0
cis-1,2-Dichloroethylene	5	**1,100**											**13**	**15**	**32**	**19**	**16**	**13**	**8.0**	**8.5**	4.9 J			0.580
cis-1,3-Dichloropropylene	NS	na											ND< 1.0	ND< 0.5	ND< 0.5	ND< 0.20	ND< 1.0	ND< 0.20	ND< 0.20	ND< 0.20	*ND< 2.0*			ND< 2.0
Cyclohexane	0.4*	ND< 50											*ND< 1.0*	*ND< 0.5*	ND< 0.5	ND< 0.20	ND< 1.0	ND< 0.20	ND< 0.20	ND< 0.20	ND< 2.0			ND< 2.0
Dibromochloromethane	50*	ND< 50											ND< 1.0	ND< 0.5	ND< 0.5	ND< 0.20	ND< 1.0	ND< 0.20	ND< 0.20	ND< 0.20	ND< 2.0			ND< 2.0
Dichlorodifluoromethane	5	**170**											2.1	**14**	**41**	**43**	**51 CCV-E**	**34**	**33**	**27**	**8**			**6.46**
Ethyl Benzene	5	**580**											ND< 1.0	ND< 0.5	ND< 0.5	ND< 0.20	ND< 1.0	ND< 0.20	ND< 0.20	ND< 0.20	ND< 2.0			ND< 2.0
Isopropylbenzene	NS	na											ND< 1.0	ND< 0.5	ND< 0.5	ND< 0.20	ND< 1.0	ND< 0.20	ND< 0.20	ND< 0.20	ND< 2.0			ND< 2.0
Methyl acetate	5	**13 J**											ND< 1.0	ND< 0.5	ND< 0.5	ND< 0.20	ND< 1.0	ND< 0.20	ND< 0.20	ND< 0.20	ND< 2.0			ND< 2.0
Methyl tert-butyl ether (MTBE)	NS	na											ND< 1.0	ND< 0.5	ND< 0.5	ND< 0.20	ND< 1.0	ND< 0.20	ND< 0.20	ND< 0.20	ND< 2.0			ND< 2.0
Methylcyclohexane	10*	ND< 50											ND< 1.0	ND< 0.5	ND< 0.5	ND< 0.20	ND< 1.0	ND< 0.20	ND< 0.20	ND< 0.20	ND< 2.0			ND< 2.0
Methylene chloride	5	ND< 52 J											ND< 52 J	ND< 2	ND< 0.5	ND< 1.0	ND< 5.0	ND< 1.0	ND< 1.0	ND< 1.0	*ND< 10*			ND< 2.0
o-Xylene	5	**760**											ND< 1.0	ND< 0.5	0.25 J	0.46 J	ND< 1.0	0.33 J	ND< 0.20	ND< 0.20	ND< 2.0			ND< 2.0
p- & m- Xylenes	5	**2,500**											ND< 1.0	ND< 1	ND< 1.0	ND< 0.50	ND< 2.5	ND< 0.5	ND< 0.50	ND< 0.50	ND< 5.0			ND< 2.0
Styrene	5	ND< 50											ND< 1.0	ND< 0.5	ND< 0.5	ND< 0.20	ND< 1.0	ND< 0.20	ND< 0.20	ND< 0.20	ND< 2.0			ND< 2.0
Tetrachloroethylene	5	**510**											0.84 J	0.56	1.7 CCV-E	3.0	3.0 QL-02	**6.5**	4.9	4.9	3.2 J			0.470
Toluene	5	**850**											ND< 1.0	ND< 0.5	ND< 0.5	ND< 0.20	ND< 1.0	ND< 0.20	ND< 0.20	ND< 0.20	ND< 2.0			ND< 2.0
trans-1,2-Dichloroethylene	5	ND< 50											ND< 1.0	ND< 0.5	ND< 0.5	ND< 0.20	ND< 1.0	ND< 0.20	ND< 0.20	ND< 0.20	ND< 2.0			ND< 2.0
trans-1,3-Dichloropropylene	0.4*	ND< 50											*ND< 1.0*	*ND< 0.5*	ND< 0.5	ND< 0.20	ND< 1.0	ND< 0.20	ND< 0.20	ND< 0.20	*ND< 2.0*			ND< 2.0
Trichloroethylene	5	**330**											ND< 1.0	0.34 J	0.90	2.4	1.4 QL-02, J	2.7	1.2	1.2 Cal-E	ND< 2.0			ND< 2.0
Trichlorofluoromethane (freon 11)	5	**2,200**											0.8 J	ND< 0.5	**14**	**7.7**	**12**	4.8	2.5	1.4	ND< 2.0			0.450
Vinyl Chloride	2	ND< 50											ND< 1.0	0.39 J	1.4	1.9	ND< 1.0	1.4	ND< 0.20	ND< 0.20	ND< 2.0			ND< 2.0
Total VOC concentration	NS	10,891	--	--	--	--	--	--	--	--	--	--	96	119	231	228	205	178	124	140	74	--	--	--	--	18.08
Total CVOC concentration	NS	6,188	--	--	--	--	--	--	--	--	--	--	92	119	228	224	205	175.2	124	122	42.1	--	--	--	--	12
Total Petro-VOC concentration	NS	4703	--	--	--	--	--	--	--	--	--	--	0	0	0	0	0	0	0	0	0	--	--	--	--	0.00
Other VOC concentration	NS	0	--	--	--	--	--	--	--	--	--	--	4	0	2	4	0	2	0	18	32	--	--	--	--	6.08

WELL DRY - NOT SAMPLED

WELL DRY - NOT SAMPLED

WELL DRY - NOT SAMPLED

LaBella
Designed by partnership

Table 3
Historical Groundwater Analytical Results Summary
136 Fuller Road, Albany, New York
NYSDEC BCP Site # C401055

Sample Location	NYSDEC TOGS Standards and Guidance Values	MW13												
Sample ID: FRMW (Fuller Rd Monitoring Well)-Well ID# (approx depth to well bottom) (Screen Interval)		FRMW-MW13-X20 (10-20')												
Sample Date		7/19/2010	9/30/2011	12/13/2011	2/22/2012	4/30/2012	6/27/2012	9/25/2012	12/19/2012	3/14/2013	6/12/2014	6/25/2015	5/26/2016	9/29/2016
Lab Sample ID		10G0579-08	11J0038-12	11L0633-03	12B0883-09	12E0113-05	12F0976-10	12I0945-05	12L0807-05	13C0516-04	14F0651-06	---	---	---
Groundwater Elevation (ft. amsl)		229.48	231.33	230.93	230.64	230.32	230.24	229.23	229.06	229.17	229.72	229.12	228.82	<228.70
Analyte	ppb	ppb	ppb	ppb	ppb	ppb	ppb	ppb	ppb	ppb	ppb	ppb	ppb	ppb
1,1,1-Trichloroethane	5	0.99 J	0.96 J	*ND< 25*	ND< 5.0	ND< 5.0	ND< 5.0	0.96 J	1.0 J	ND< 5.0	ND< 2.5			
1,1,2,2-Tetrachloroethane	5	ND< 5.0	ND< 5.0	*ND< 25*	ND< 5.0	ND< 5.0	ND< 5.0	ND< 5.0	ND< 5.0	ND< 5.0	ND< 2.5			
1,1,2-Trichloro-1,2,2-trifluoroethane	5	ND< 5.0	ND< 5.0	*ND< 25*	ND< 5.0	ND< 5.0	ND< 5.0	ND< 5.0	ND< 5.0	ND< 5.0	ND< 2.5			
1,1,2-Trichloroethane	1	*ND< 5.0*	*ND< 5.0*	*ND< 25*	*ND< 5.0*	*ND< 5.0*	*ND< 5.0*	*ND< 5.0*	*ND< 5.0*	*ND< 5.0*	*ND< 2.5*			
1,1-Dichloroethane	5	2.4 J	3.2 J	4.2 J	2.1 J	2.6 J	2.2 J	2.5 J	2.4 J	2.6 J	2.4 J			
1,1-Dichloroethylene	5	ND< 5.0	ND< 5.0	ND< 25	ND< 5.0	ND< 5.0	ND< 5.0	ND< 5.0	ND< 5.0	ND< 5.0	ND< 2.5			
1,2,3-Trichlorobenzene	5	na	na	na	na	na	na	na	na	na	ND< 2.5			
1,2,4-Trichlorobenzene	5	*ND< 10*	*ND< 10*	*ND< 50*	*ND< 10*	*ND< 10*	*ND< 10*	*ND< 10*	*ND< 10*	*ND< 10*	ND< 2.5			
1,2-Dibromo-3-chloropropane	0.04	*ND< 5.0*	*ND< 10*	*ND< 50*	*ND< 10*	*ND< 10*	*ND< 10*	*ND< 10*	*ND< 10*	*ND< 10*	*ND< 2.5*			
1,2-Dibromoethane	0.0006	*ND< 5.0*	*ND< 5.0*	*ND< 25*	*ND< 5.0*	*ND< 5.0*	*ND< 5.0*	*ND< 5.0*	*ND< 5.0*	*ND< 5.0*	*ND< 2.5*			
1,2-Dichlorobenzene	3	na	na	na	na	na	na	na	na	na	ND< 2.5			
1,2-Dichloroethane	0.6	*ND< 5.0*	*ND< 5.0*	*ND< 25*	*ND< 5.0*	*ND< 5.0*	*ND< 5.0*	*ND< 5.0*	*ND< 5.0*	*ND< 5.0*	*ND< 2.5*			
1,2-Dichloropropane	1	*ND< 5.0*	*ND< 5.0*	*ND< 25*	*ND< 5.0*	*ND< 5.0*	*ND< 5.0*	*ND< 5.0*	*ND< 5.0*	*ND< 5.0*	*ND< 2.5*			
1,3-Dichlorobenzene	3	na	na	na	na	na	na	na	na	na	ND< 2.5			
1,4-Dichlorobenzene	3	na	na	na	na	na	na	na	na	na	ND< 2.5			
2-Butanone	50*	ND< 5.0	ND< 10	ND< 50	ND< 10	ND< 10	ND< 10	ND< 10	ND< 10	ND< 10	ND< 2.5			
2-Hexanone	50*	ND< 5.0	ND< 5.0	ND< 25	ND< 5.0	ND< 5.0	ND< 5.0	ND< 5.0	ND< 5.0	ND< 5.0	ND< 2.5			
Methyl isobutyl ketone (4-Methyl-2-pentanone)	NS	ND< 10 J	ND< 10	ND< 50	ND< 10	ND< 10	ND< 10	ND< 10	ND< 10	ND< 10	ND< 2.5			
Acetone	50*	ND< 5.0	3.7 J,B	ND< 25	ND< 10	ND< 10	5.5 J	ND< 10	ND< 10	ND< 10	11 CCV-E			
Benzene	1	*ND< 5.0*	*ND< 5.0*	*ND< 25*	*ND< 5.0*	*ND< 5.0*	*ND< 5.0*	*ND< 5.0*	*ND< 5.0*	*ND< 5.0*	*ND< 2.5*			
Bromochloromethane	5	na	na	na	na	na	na	na	na	na	ND< 2.5			
Bromodichloromethane	50*	ND< 5.0	ND< 5.0	ND< 25	ND< 5.0	ND< 5.0	ND< 5.0	ND< 5.0	ND< 5.0	ND< 5.0	ND< 2.5			
Bromoform	50*	ND< 5.0	ND< 5.0	ND< 25	ND< 5.0	ND< 5.0	ND< 5.0	ND< 5.0	ND< 5.0	ND< 5.0	ND< 2.5	Not sampled due to insufficient water volume and plant root obstruction	Not sampled due to insufficient water volume	Well dry
Bromomethane	5	ND< 5.0	ND< 5.0	*ND< 25*	ND< 5.0	ND< 5.0	ND< 5.0	ND< 5.0	ND< 5.0	ND< 5.0	ND< 2.5			
Carbon disulfide	60*	ND< 5.0	ND< 5.0	ND< 25	ND< 5.0	ND< 5.0	ND< 5.0	ND< 5.0	ND< 5.0	ND< 5.0	ND< 2.5			
Carbon tetrachloride	5	ND< 5.0	ND< 5.0	*ND< 25*	ND< 5.0	ND< 5.0	ND< 5.0	ND< 5.0	ND< 5.0	ND< 5.0	ND< 2.5			
Chlorobenzene	5	ND< 5.0	ND< 5.0	*ND< 25*	ND< 5.0	ND< 5.0	ND< 5.0	ND< 5.0	ND< 5.0	ND< 5.0	ND< 2.5			
Chloroethane	5	ND< 5.0	ND< 5.0	*ND< 25*	ND< 5.0	ND< 5.0	ND< 5.0	ND< 5.0	ND< 5.0	ND< 5.0	ND< 2.5			
Chloroform	7	ND< 5.0	ND< 5.0	*ND< 25*	ND< 5.0	ND< 5.0	ND< 5.0	ND< 5.0	ND< 5.0	ND< 5.0	ND< 2.5			
Chloromethane	5	**53 J**	ND< 5.0	*ND< 25*	ND< 5.0	ND< 5.0	ND< 5.0	ND< 5.0	ND< 5.0	ND< 5.0	ND< 2.5			
cis-1,2-Dichloroethylene	5	ND< 5.0	**82**	**60**	**45**	**57**	**38**	**39**	**51**	**58**	**73**			
cis-1,3-Dichloropropylene	0.4*	*ND< 5.0*	*ND< 5.0*	*ND< 25*	*ND< 5.0*	*ND< 5.0*	*ND< 5.0*	*ND< 5.0*	*ND< 5.0*	*ND< 5.0*	*ND< 2.5*			
Cyclohexane	NS	na	na	na	na	na	na	na	na	na	ND< 2.5			
Dibromochloromethane	50*	ND< 5.0	ND< 5.0	ND< 25	ND< 5.0	ND< 5.0	ND< 5.0	ND< 5.0	ND< 5.0	ND< 5.0	ND< 2.5			
Dichlorodifluoromethane	5	ND< 5.0	ND< 5.0	*ND< 25*	ND< 5.0	ND< 5.0	ND< 5.0	ND< 5.0	ND< 5.0	ND< 5.0	ND< 2.5			
Ethyl Benzene	5	ND< 5.0	ND< 5.0	*ND< 25*	ND< 5.0	ND< 5.0	ND< 5.0	ND< 5.0	ND< 5.0	ND< 5.0	ND< 2.5			
Isopropylbenzene	5	ND< 10	ND< 5.0	ND< 50	ND< 5.0	ND< 5.0	ND< 5.0	ND< 5.0	ND< 5.0	ND< 5.0	ND< 2.5			
Methyl acetate	NS	na	na	na	na	na	na	na	na	na	ND< 2.5			
Methyl tert-butyl ether (MTBE)	10*	ND< 5.0	ND< 5.0	*ND< 25*	ND< 5.0	ND< 5.0	ND< 5.0	ND< 5.0	ND< 5.0	ND< 5.0	ND< 2.5			
Methylcyclohexane	NS	na	na	na	na	na	na	na	na	na	ND< 2.5			
Methylene chloride	5	ND< 5.0 J	3.4 J,B	*ND< 25*	2.9 J,B	3.3 J,B	**7.0 J,B**	*ND< 10*	*ND< 10*	4.5 J	*ND< 10*			
o-Xylene	5	ND< 5.0	ND< 5.0	*ND< 25*	ND< 5.0	ND< 5.0	ND< 5.0	ND< 5.0	ND< 5.0	ND< 5.0	ND< 2.5			
p- & m- Xylenes	5	*ND< 10*	*ND< 10*	*ND< 50*	*ND< 10*	*ND< 10*	*ND< 10*	*ND< 10*	*ND< 10*	*ND< 10*	*ND< 5.0*			
Styrene	5	ND< 5.0	ND< 5.0	ND< 25	ND< 5.0	ND< 5.0	ND< 5.0	ND< 5.0	ND< 5.0	ND< 5.0	ND< 2.5			
Tetrachloroethylene	5	**34 J**	**52**	**56**	**63**	**61**	**36**	**37**	**48**	**34**	**24**			
Toluene	5	ND< 5.0	ND< 5.0	*ND< 25*	ND< 5.0	ND< 5.0	ND< 5.0	ND< 5.0	ND< 5.0	ND< 5.0	ND< 2.5			
trans-1,2-Dichloroethylene	5	1.4 J	1.4 J	*ND< 25*	ND< 5.0	ND< 5.0	ND< 5.0	0.73 J	ND< 5.0	ND< 5.0	1.4 J			
trans-1,3-Dichloropropylene	0.4*	*ND< 5.0*	*ND< 5.0*	*ND< 25*	*ND< 5.0*	*ND< 5.0*	*ND< 5.0*	*ND< 5.0*	*ND< 5.0*	*ND< 5.0*	*ND< 2.5*			
Trichloroethylene	5	2.7 J	**14**	**9.4 J**	**12**	**13**	**9.0**	**12**	**13**	**11**	**12**			
Trichlorofluoromethane (freon 11)	5	ND< 5.0	ND< 5.0	ND< 25	ND< 5.0	ND< 5.0	ND< 5.0	ND< 5.0	ND< 5.0	ND< 5.0	ND< 2.5			
Vinyl Chloride	2	*ND< 5.0*	*ND< 5.0*	*ND< 25*	*ND< 5.0*	*ND< 5.0*	*ND< 5.0*	*ND< 5.0*	*ND< 5.0*	*ND< 5.0*	*ND< 2.5*			
Total VOC concentration	NS	94.5	160.7	129.6	125.0	136.9	97.7	92.2	115.4	110.1	123.8	na	na	na
Total CVOC concentration	NS	94.5	157.0	129.6	125.0	136.9	92.2	92.2	115.4	110.1	112.8	na	na	na
Total Petro-VOC concentration	NS	0.00	0.00	0.00	0.00	0.00	0.00	0.00	0.00	0.00	0.00	na	na	na
Other VOC concentration	NS	0.00	3.70	0.00	0.00	0.00	5.50	0.00	0.00	0.00	11.00	na	na	na

LaBella
Powered by Partnership.

Table 3
Historical Groundwater Analytical Results Summary
136 Fuller Road, Albany, New York
NYSDEC BCP Site # C401055

Sample Location Sample ID: FRMW (Fuller Rd Monitoring Well)-Well ID# (approx depth to well bottom) (Screen Interval) Sample Date Lab Sample ID Groundwater Elevation (ft. amsl)	NYSDEC TOGS Standards and Guidance Values	MW13 FRMW-MW13-X20 (10-20')								
		6/28/2017	6/14/2018	6/11/2019	6/10/2020	6/15/2021	6/6/2022	6/21/2023	6/11/2024	6/30/2025
		17F1193-13	18F0674-07	19F0430-05	20F0477-05	21F0819-03	22F0429-05	23F1500-04	24F0876-09	25G0131-06
		229.77	229.32	230.51	230.41	230.01	231.09	231.19	231.45	231.09
Analyte	ppb	ppb	ppb	ppb	ppb	ppb	ppb	ppb	ppb	ppb
1,1,1-Trichloroethane	5	ND< 0.20	ND< 1.0	ND< 0.20	ND< 0.20	ND< 0.20	ND< 0.20	ND< 0.20	ND< 0.20	ND< 0.266
1,1,2,2-Tetrachloroethane	5	ND< 0.20	ND< 1.0	ND< 0.20	ND< 0.20	ND< 0.20	ND< 0.20	ND< 0.20	ND< 0.20	ND< 0.256
1,1,2-Trichloro-1,2,2-trifluoroethane	5	ND< 0.20	ND< 1.0	ND< 0.20	ND< 0.20	ND< 0.20	ND< 0.20	ND< 0.20	ND< 0.20	ND< 0.286
1,1,2-Trichloroethane	1	ND< 0.20	ND< 1.0	ND< 0.20	ND< 0.20	ND< 0.20	ND< 0.20	ND< 0.20	ND< 0.20	ND< 0.249
1,1-Dichloroethane	5	0.92	2.0	1.9	1.4	1.6	2	2	1.1	1.23
1,1-Dichloroethylene	5	ND< 0.20	ND< 1.0	ND< 0.20	ND< 0.20	ND< 0.20	ND< 0.20	ND< 0.20	ND< 0.20	ND< 0.327
1,2,3-Trichlorobenzene	5	ND< 0.20	ND< 1.0	ND< 0.20	ND< 0.20	ND< 0.20	ND< 0.20	ND< 0.20	ND< 0.20	ND< 0.222
1,2,4-Trichlorobenzene	5	ND< 0.20	ND< 1.0	ND< 0.20	ND< 0.20	ND< 0.20	ND< 0.20	ND< 0.20	ND< 0.20	ND< 0.138
1,2-Dibromo-3-chloropropane	0.04	*ND< 0.20*	*ND< 1.0*	*ND< 0.20*	*ND< 0.20*	*ND< 0.20*	*ND< 0.20*	*ND< 0.20*	*ND< 0.20*	ND< *0.432*
1,2-Dibromoethane	0.0006	*ND< 0.20*	*ND< 1.0*	*ND< 0.20*	*ND< 0.20*	*ND< 0.20*	*ND< 0.20*	*ND< 0.20*	*ND< 0.20*	ND< *0.215*
1,2-Dichlorobenzene	3	ND< 0.20	ND< 1.0	ND< 0.20	ND< 0.20	ND< 0.20	ND< 0.20	ND< 0.20	ND< 0.20	ND< 0.270
1,2-Dichloroethane	0.6	ND< 0.20	ND< 1.0	ND< 0.20	ND< 0.20	ND< 0.20	ND< 0.20	ND< 0.20	ND< 0.20	ND< 0.377
1,2-Dichloropropane	1	ND< 0.20	ND< 1.0	ND< 0.20	ND< 0.20	ND< 0.20	ND< 0.20	ND< 0.20	ND< 0.20	ND< 0.327
1,3-Dichlorobenzene	3	ND< 0.20	ND< 1.0	ND< 0.20	ND< 0.20	ND< 0.20	ND< 0.20	ND< 0.20	ND< 0.20	ND< 0.283
1,4-Dichlorobenzene	3	ND< 0.20	``< 1.0	ND< 0.20	ND< 0.20	ND< 0.20	ND< 0.20	ND< 0.20	ND< 0.20	ND< 0.311
2-Butanone	50*	7.6	ND< 1.0	ND< 0.20	ND< 0.20	ND< 0.20	ND< 0.20	ND< 0.20	ND< 0.20	ND< 0.421
2-Hexanone	50*	ND< 0.20	ND< 1.0	ND< 0.20	ND< 0.20	ND< 0.20	ND< 0.20	ND< 0.20	ND< 0.20	ND< 0.320
Methyl isobutyl ketone (4-Methyl-2-pentanone)	NS	ND< 0.20	ND< 1.0	ND< 0.20	ND< 0.20	ND< 0.20	ND< 0.20	ND< 0.20	ND< 0.20	ND< 0.365
Acetone	50*	**70**	ND< 5.0	ND< 1.0	2.6	2.2 CCV-E	ND< 1.0	ND< 1.0	ND< 1.0	1.97 JB
Benzene	1	ND< 0.20	ND< 1.0	ND< 0.20	ND< 0.20	ND< 0.20	ND< 0.20	ND< 0.20	ND< 0.20	ND< 0.279
Bromochloromethane	5	ND< 0.20	ND< 1.0	ND< 0.20	ND< 0.20	ND< 0.20	ND< 0.20	ND< 0.20	ND< 0.20	ND< 0.354
Bromodichloromethane	50*	ND< 0.20	ND< 1.0	ND< 0.20	ND< 0.20	ND< 0.20	ND< 0.20	ND< 0.20	ND< 0.20	ND< 0.245
Bromoform	50*	ND< 0.20	ND< 1.0	ND< 0.20	ND< 0.20	ND< 0.20	ND< 0.20	ND< 0.20	ND< 0.20	ND< 0.163
Bromomethane	5	ND< 0.20	ND< 1.0	ND< 0.20	ND< 0.20	ND< 0.20	ND< 0.20	ND< 0.20	ND< 0.20	ND< 0.500
Carbon disulfide	60*	ND< 0.20	ND< 1.0	ND< 0.20	ND< 0.20	ND< 0.20	ND< 0.20	ND< 0.20	ND< 0.20	ND< 0.362
Carbon tetrachloride	5	ND< 0.20	ND< 1.0	ND< 0.20	ND< 0.20	ND< 0.20	ND< 0.20	ND< 0.20	ND< 0.20	ND< 0.204
Chlorobenzene	5	ND< 0.20	ND< 1.0	ND< 0.20	ND< 0.20	ND< 0.20	ND< 0.20	ND< 0.20	ND< 0.20	ND< 0.284
Chloroethane	5	ND< 0.20	ND< 1.0	ND< 0.20	ND< 0.20	ND< 0.20	ND< 0.20	ND< 0.20	ND< 0.20	ND< 0.448
Chloroform	7	ND< 0.20	ND< 1.0	ND< 0.20	ND< 0.20	ND< 0.20	ND< 0.20	ND< 0.20	ND< 0.20	ND< 0.243
Chloromethane	5	ND< 0.20	ND< 1.0	**5.6**	ND< 0.20	ND< 0.20	ND< 0.20	ND< 0.20	ND< 0.20	ND< 0.372
cis-1,2-Dichloroethylene	5	**34**	**81**	**73**	42	40	**54**	**41**	**20**	**22.5**
cis-1,3-Dichloropropylene	0.4+	ND< 0.20	ND< 1.0	ND< 0.20	ND< 0.20	ND< 0.20	ND< 0.20	ND< 0.20	ND< 0.20	ND< 0.262
Cyclohexane	NS	ND< 0.20	ND< 1.0	ND< 0.20	ND< 0.20	ND< 0.20	ND< 0.20	ND< 0.20	ND< 0.20	ND< 0.491
Dibromochloromethane	50*	ND< 0.20	ND< 1.0	ND< 0.20	ND< 0.20	ND< 0.20	ND< 0.20	ND< 0.20	ND< 0.20	ND< 0.146
Dichlorodifluoromethane	5	ND< 0.20	ND< 1.0	ND< 0.20	ND< 0.20	ND< 0.20	ND< 0.20	ND< 0.20	ND< 0.20	ND< 0.451
Ethyl Benzene	5	ND< 0.20	ND< 1.0	ND< 0.20	ND< 0.20	ND< 0.20	ND< 0.20	ND< 0.20	ND< 0.20	ND< 0.290
Isopropylbenzene	5	ND< 0.20	ND< 1.0	ND< 0.20	ND< 0.20	ND< 0.20	ND< 0.20	ND< 0.20	ND< 0.20	ND< 0.405
Methyl acetate	NS	ND< 0.20	ND< 1.0	ND< 0.20	ND< 0.20	ND< 0.20	ND< 0.20	ND< 0.20	ND< 0.20	ND< 0.442
Methyl tert-butyl ether (MTBE)	10*	ND< 0.20	ND< 1.0	ND< 0.20	ND< 0.20	ND< 0.20	ND< 0.20	ND< 0.20	ND< 0.20	ND< 0.244
Methylcyclohexane	NS	ND< 0.20	ND< 1.0	ND< 0.20	ND< 0.20	ND< 0.20	ND< 0.20	ND< 0.20	ND< 0.20	ND< 0.477
Methylene chloride	5	ND< 1.00	ND< 5.0	ND< 1.0	ND< 1.0	ND< 1.0	ND< 1.0	ND< 1.0	ND< 1.0	ND< 0.397
o-Xylene	5	ND< 0.20	ND< 1.0	ND< 0.20	ND< 0.20	ND< 0.20	ND< 0.20	ND< 0.20	ND< 0.20	ND< 0.261
p- & m- Xylenes	5	ND< 0.50	ND< 2.5	ND< 0.20	ND< 0.20	ND< 0.50	ND< 0.50	ND< 0.50	ND< 0.50	ND< 0.578
Styrene	5	ND< 0.20	ND< 1.0	ND< 0.20	ND< 0.20	ND< 0.20	ND< 0.20	ND< 0.20	ND< 0.20	ND< 0.255
Tetrachloroethylene	5	**12**	**8.9 QL-02**	**17**	14	3.2	**6.1**	**7.2**	**11**	**7.15**
Toluene	5	ND< 0.20	ND< 1.0	ND< 0.20	ND< 0.20	ND< 0.20	ND< 0.20	ND< 0.20	ND< 0.20	ND< 0.346
trans-1,2-Dichloroethylene	5	0.72	1.7	1.5	1.2	1.0	1.1	0.89	0.62	0.390 J
trans-1,3-Dichloropropylene	0.4+	ND< 0.20	ND< 1.0	ND< 0.20	ND< 0.20	ND< 0.20	ND< 0.20	ND< 0.20	ND< 0.20	ND< 0.229
Trichloroethylene	5	4.6	5.0	**6.7**	6.2	3.0 Cal-E	**8**	3.9	4.0	**5.35**
Trichlorofluoromethane (freon 11)	5	ND< 0.20	ND< 1.0	ND< 0.20	ND< 0.20	ND< 0.20	ND< 0.20	ND< 0.20	ND< 0.20	ND< 0.337
Vinyl Chloride	2	0.45 J	**7.1 CCV-E**	**6.4**	8.9 QL-02	8.2	**12**	**4**	0.44 J	0.55
Total VOC concentration	NS	130.3	105.7	112.1	76.3	59.2	83.2	58.1	37.2	39.14
Total CVOC concentration	NS	52.7	105.7	112.1	73.7	57.0	83.2	58.1	37.2	37.170
Total Petro-VOC concentration	NS	0.00	0.00	0.00	0.00	0.00	0.00	0.00	0.00	0.00
Other VOC concentration	NS	77.60	0.00	0.00	2.60	2.20	0.00	0.00	0.00	1.97

LaBella
Powered by Partnership.

Table 3
Historical Groundwater Analytical Results Summary
136 Fuller Road, Albany, New York
NYSDEC BCP Site # C401055

Sample Location	NYSDEC TOGS Standards and Guidance Values	MW18										
Sample ID: FRMW (Fuller Rd Monitoring Well)-Well ID# (approx. depth to well bottom) and (Screen Interval)		FRMW-MW18-X19 (9-19')										
Sample Date		07/15/10	09/30/11	12/13/11	02/22/12	04/30/12	06/27/12	09/25/12	12/19/12	03/14/13	06/12/14	06/25/15
Lab Sample ID		10G0511-02	11J0038-14	11L0633-05	12B0883-11	12E0113-07	12F0976-12	12I0945-07	12L0807-07	12C0516-06	14F0651-08	15F1052-09
Groundwater Elevation (ft.)		233.14	234.59	234.62	234.26	234.26	234.03	233.60	233.36	234.80	233.73	233.26
Analyte	ppb	ppb	ppb	ppb	ppb	ppb	ppb	ppb	ppb	ppb	ppb	ppb
1,1,1-Trichloroethane	5	ND< 5.0	ND< 5.0	ND< 5.0	ND< 5.0	ND< 5.0	ND< 5.0	ND< 5.0	ND< 5.0	ND< 5.0	ND< 0.5	ND< 0.5
1,1,2,2-Tetrachloroethane	5	ND< 5.0	ND< 5.0	ND< 5.0	ND< 5.0	ND< 5.0	ND< 5.0	ND< 5.0	ND< 5.0	ND< 5.0	ND< 0.5	ND< 0.5
1,1,2-Trichloro-1,2,2-trifluoroethane	5	ND< 5.0	ND< 5.0	ND< 5.0	ND< 5.0	ND< 5.0	ND< 5.0	ND< 5.0	ND< 5.0	ND< 5.0	ND< 0.5	ND< 0.5
1,1,2-Trichloroethane	1	*ND< 5.0*	*ND< 5.0*	*ND< 5.0*	*ND< 5.0*	*ND< 5.0*	*ND< 5.0*	*ND< 5.0*	*ND< 5.0*	*ND< 5.0*	ND< 0.5	ND< 0.5
1,1-Dichloroethane	5	**6**	**8.8**	**10**	**7.4**	**5.4**	4.7 J	**7.2**	**7.9**	**10**	**23**	**30**
1,1-Dichloroethylene	5	ND< 5.0	ND< 5.0	ND< 5.0	ND< 5.0	ND< 5.0	ND< 5.0	ND< 5.0	ND< 5.0	ND< 5.0	1.2	2.1
1,2,3-Trichlorobenzene	5	na	na	na	na	na	na	na	na	na	ND< 0.5	ND< 0.5
1,2,4-Trichlorobenzene	5	*ND< 10*	*ND< 10*	*ND< 10*	*ND< 10*	*ND< 10*	*ND< 10*	*ND< 10*	*ND< 10*	*ND< 10*	ND< 0.5	ND< 0.5
1,2-Dibromo-3-chloropropane	0.04	*ND< 10*	*ND< 10*	*ND< 10*	*ND< 10*	*ND< 10*	*ND< 10*	*ND< 10*	*ND< 10*	*ND< 10*	*ND< 0.5*	*ND< 0.5*
1,2-Dibromoethane	0.0006	*ND< 5.0*	*ND< 5.0*	*ND< 5.0*	*ND< 5.0*	*ND< 5.0*	*ND< 5.0*	*ND< 5.0*	*ND< 5.0*	*ND< 5.0*	*ND< 0.5*	*ND< 0.5*
1,2-Dichlorobenzene	3	na	na	na	na	na	na	na	na	na	ND< 0.5	ND< 0.5
1,2-Dichloroethane	0.6	*ND< 5.0*	*ND< 5.0*	*ND< 5.0*	*ND< 5.0*	*ND< 5.0*	*ND< 5.0*	*ND< 5.0*	*ND< 5.0*	*ND< 5.0*	ND< 0.5	ND< 0.5
1,2-Dichloropropane	1	*ND< 5.0*	*ND< 5.0*	*ND< 5.0*	*ND< 5.0*	*ND< 5.0*	*ND< 5.0*	*ND< 5.0*	*ND< 5.0*	*ND< 5.0*	ND< 0.5	ND< 0.5
1,3-Dichlorobenzene	3	na	na	na	na	na	na	na	na	na	ND< 0.5	ND< 0.5
1,4-Dichlorobenzene	3	na	na	na	na	na	na	na	na	na	ND< 0.5	ND< 0.5
2-Butanone	50*	ND< 10	ND< 10	ND< 5.0	ND< 10	ND< 10	ND< 10	ND< 10	ND< 10	ND< 10	ND< 0.5	ND< 0.5
2-Hexanone	50*	ND< 5.0	ND< 5.0	ND< 5.0	ND< 5.0	ND< 5.0	ND< 5.0	ND< 5.0	ND< 5.0	ND< 5.0	ND< 0.5	ND< 0.5
Methyl isobutyl ketone (4-Methyl-2-pentanone)	NS	ND< 10 J	ND< 10	ND< 10	ND< 10	ND< 10	ND< 10	ND< 10	ND< 10	ND< 10	ND< 0.5	ND< 0.5
Acetone	50*	ND< 5.0	4.8 J,B	ND< 5.0	3.5 J,B	5.9 J,B	4.8 J	ND< 10	ND< 10	ND< 10	1.6 CCV-E, J, B	7.8 ICV-E, SCAL-E
Benzene	1	*ND< 5.0*	*ND< 5.0*	*ND< 5.0*	*ND< 5.0*	*ND< 5.0*	*ND< 5.0*	*ND< 5.0*	*ND< 5.0*	*ND< 5.0*	ND< 0.5	ND< 0.5
Bromochloromethane	5	na	na	na	na	na	na	na	na	na	ND< 0.5	ND< 0.5
Bromodichloromethane	50*	ND< 5.0	ND< 5.0	ND< 5.0	ND< 5.0	ND< 5.0	ND< 5.0	ND< 5.0	ND< 5.0	ND< 5.0	ND< 0.5	ND< 0.5
Bromoform	50*	ND< 5.0	ND< 5.0	ND< 5.0	ND< 5.0	ND< 5.0	ND< 5.0	ND< 5.0	ND< 5.0	ND< 5.0	ND< 0.5	ND< 0.5
Bromomethane	5	ND< 5.0	ND< 5.0	ND< 5.0	ND< 5.0	ND< 5.0	ND< 5.0	ND< 5.0	ND< 5.0	ND< 5.0	ND< 0.5	ND< 0.5
Carbon disulfide	60*	ND< 5.0	ND< 5.0	ND< 5.0	ND< 5.0	ND< 5.0	ND< 5.0	ND< 5.0	ND< 5.0	ND< 5.0	ND< 0.5	ND< 0.5
Carbon tetrachloride	5	ND< 5.0	ND< 5.0	ND< 5.0	ND< 5.0	ND< 5.0	ND< 5.0	ND< 5.0	ND< 5.0	ND< 5.0	ND< 0.5	ND< 0.5
Chlorobenzene	5	ND< 5.0	ND< 5.0	ND< 5.0	ND< 5.0	ND< 5.0	ND< 5.0	ND< 5.0	ND< 5.0	ND< 5.0	ND< 0.5	ND< 0.5
Chloroethane	5	ND< 5.0	ND< 5.0	ND< 5.0	ND< 5.0	ND< 5.0	ND< 5.0	ND< 5.0	ND< 5.0	ND< 5.0	ND< 0.5	ND< 0.5
Chloroform	7	ND< 5.0	ND< 5.0	ND< 5.0	ND< 5.0	ND< 5.0	ND< 5.0	ND< 5.0	ND< 5.0	ND< 5.0	ND< 0.5	ND< 0.5
Chloromethane	5	**18**	ND< 5.0	ND< 5.0	ND< 5.0	ND< 5.0	ND< 5.0	ND< 5.0	ND< 5.0	ND< 5.0	ND< 0.5	ND< 0.5
cis-1,2-Dichloroethylene	5	ND< 5.0	**18**	**20**	**16**	**9.4**	**8.3**	**17**	**12**	**11**	**16**	**27**
cis-1,3-Dichloropropylene	0.4+	*ND< 5.0*	*ND< 5.0*	*ND< 5.0*	*ND< 5.0*	*ND< 5.0*	*ND< 5.0*	*ND< 5.0*	*ND< 5.0*	*ND< 5.0*	ND< *0.5*	ND< *0.5*
Cyclohexane	NS	na	na	na	na	na	na	na	na	na	ND< *0.5*	ND< *0.5*
Dibromochloromethane	50*	ND< 5.0	ND< 5.0	ND< 5.0	ND< 5.0	ND< 5.0	ND< 5.0	ND< 5.0	ND< 5.0	ND< 5.0	ND< *0.5*	ND< *0.5*
Dichlorodifluoromethane	5	ND< 5.0	ND< 5.0	ND< 5.0	ND< 5.0	ND< 5.0	ND< 5.0	ND< 5.0	ND< 5.0	ND< 5.0	ND< *0.5*	ND< *0.5*
Ethyl Benzene	5	ND< 5.0	ND< 5.0	ND< 5.0	ND< 5.0	ND< 5.0	ND< 5.0	ND< 5.0	ND< 5.0	ND< 5.0	ND< *0.5*	ND< *0.5*
Isopropylbenzene	5	ND< 10	ND< 5.0	ND< 10	ND< 5.0	ND< 5.0	ND< 5.0	ND< 5.0	ND< 5.0	ND< 5.0	ND< *0.5*	ND< *0.5*
Methyl acetate	NS	na	na	na	na	na	na	na	na	na	ND< *0.5*	ND< *0.5*
Methyl tert-butyl ether (MTBE)	10*	ND< 5.0	ND< 5.0	ND< 5.0	ND< 5.0	ND< 5.0	ND< 5.0	ND< 5.0	ND< 5.0	ND< 5.0	ND< *0.5*	ND< *0.5*
Methylcyclohexane	NS	na	na	na	na	na	na	na	na	na	ND< *0.5*	ND< *0.5*
Methylene chloride	5	*ND< 6.6*	3.8 J,B	ND< 5.0	3.1 J,B	**7.7 J,B**	**6.7 J,B**	*ND< 10*	*ND< 10*	5.0 J	ND< *2.0*	ND< *2*
o-Xylene	5	ND< 5.0	ND< 5.0	ND< 5.0	ND< 5.0	ND< 5.0	ND< 5.0	ND< 5.0	ND< 5.0	ND< 5.0	ND< 0.5	ND< 0.5
p- & m- Xylenes	5	*ND< 10*	*ND< 10*	*ND< 10*	*ND< 10*	*ND< 10*	*ND< 10*	*ND< 10*	*ND< 10*	*ND< 10*	ND< 1.0	ND< 1
Styrene	5	ND< 5.0	ND< 5.0	ND< 5.0	ND< 5.0	ND< 5.0	ND< 5.0	ND< 5.0	ND< 5.0	ND< 5.0	ND< 0.5	ND< 0.5
Tetrachloroethylene	5	4.8 J	**6.5**	**5.2**	**5.4**	**7.7**	**8.1**	**8.8**	**7.2**	**5.4**	**5.8**	**4.9**
Toluene	5	ND< 5.0	ND< 5.0	ND< 5.0	ND< 5.0	ND< 5.0	ND< 5.0	ND< 5.0	ND< 5.0	ND< 5.0	ND< 0.5	ND< 0.5
trans-1,2-Dichloroethylene	5	ND< 5.0	ND< 5.0	ND< 5.0	ND< 5.0	ND< 5.0	ND< 5.0	ND< 5.0	ND< 5.0	ND< 5.0	0.22 J	0.27 J
trans-1,3-Dichloropropylene	0.4+	*ND< 5.0*	*ND< 5.0*	*ND< 5.0*	*ND< 5.0*	*ND< 5.0*	*ND< 5.0*	*ND< 5.0*	*ND< 5.0*	*ND< 5.0*	*ND< 0.5*	*ND< 0.5*
Trichloroethylene	5	4 J	3.4 J	**5.8**	3.6 J	3.2 J	3.3 J	**5.2**	3.5 J	3.4 J	3.9	3.9
Trichlorofluoromethane (freon 11)	5	ND< 5.0	ND< 5.0	ND< 5.0	ND< 5.0	ND< 5.0	ND< 5.0	ND< 5.0	ND< 5.0	ND< 5.0	ND< 0.5	ND< 0.5
Vinyl Chloride	2	*ND< 5.0*	*ND< 5.0*	*ND< 5.0*	*ND< 5.0*	*ND< 5.0*	*ND< 5.0*	*ND< 5.0*	*ND< 5.0*	*ND< 5.0*	ND< 0.5	ND< 0.5
Total VOC concentration	NS	32.8	45.3	41.0	39.0	39.3	35.9	38.2	30.6	34.8	51.7	76.0
Total CVOC concentration	NS	32.8	40.5	41.0	35.5	33.4	31.1	38.2	30.6	34.8	50.1	68.2
Total Petro-VOC concentration	NS	0	0	0	0	0	0	0	0	0	0	0
Other VOC concentration	NS	0	4.8	0	3.5	5.9	4.8	0.0	0.0	0.0	1.6	7.8

LaBella
Powered by Partnership.

Table 3
Historical Groundwater Analytical Results Summary
136 Fuller Road, Albany, New York
NYSDEC BCP Site # C401055

Sample Location	NYSDEC TOGS Standards and Guidance Values	MW18										
Sample ID: FRMW (Fuller Rd Monitoring Well)-Well ID# (approx. depth to well bottom) and (Screen Interval)		FRMW-MW18-X19 (9-19')										
Sample Date		05/26/16	06/28/17	06/14/18	06/11/19	06/10/20	03/12/21	06/15/21	6/6/2022	6/21/2023	6/11/2024	6/30/2025
Lab Sample ID		16E1165-08	---	18F0674-08	19F0430-06	---	21C0753-02	21F0819-01	22F0429-06	23F1500-05	24F0876-10	---
Groundwater Elevation (ft.)		232.79	---	233.32	235.96	---	233.79	233.84	234.31	233.70	236.39	---
Analyte	ppb	ppb	---	ppb	ppb	---	ppb	ppb	ppb	ppb	ppb	---
1,1,1-Trichloroethane	5	ND< 0.5		ND< 1.0	ND< 2.0		ND< 0.20	ND< 0.20	ND< 0.20	ND< 0.20	ND< 0.20	
1,1,2,2-Tetrachloroethane	5	ND< 0.5		ND< 1.0	ND< 2.0		ND< 0.20	ND< 0.20	ND< 0.20	ND< 0.20	ND< 0.20	
1,1,2-Trichloro-1,2,2-trifluoroethane	5	ND< 0.5		ND< 1.0	ND< 2.0		ND< 0.20	ND< 0.20	ND< 0.20	ND< 0.20	ND< 0.20	
1,1,2-Trichloroethane	1	ND< 0.5		ND< 1.0	*ND< 2.0*		ND< 0.20	ND< 0.20	ND< 0.20	ND< 0.20	ND< 0.20	
1,1-Dichloroethane	5	**58**		**38**	**42**		**30**	**24**	**14**	**10**	**6.3**	
1,1-Dichloroethylene	5	4.8		**5.6**	**6.7**		5.8	6.4	3.1	0.78	0.96	
1,2,3-Trichlorobenzene	5	ND< 0.5		ND< 1.0	ND< 2.0		ND< 0.20	ND< 0.20	ND< 0.20	ND< 0.20	ND< 0.20	
1,2,4-Trichlorobenzene	5	ND< 0.5		ND< 1.0	ND< 2.0		ND< 0.20	ND< 0.20	ND< 0.20	ND< 0.20	ND< 0.20	
1,2-Dibromo-3-chloropropane	0.04	*ND< 0.5*		*ND< 1.0*	*ND< 2.0*		ND< 0.20	ND< 0.20	*ND< 0.20*	*ND< 0.20*	**0.56**	
1,2-Dibromoethane	0.0006	*ND< 0.5*		*ND< 1.0*	*ND< 2.0*		ND< 0.20	ND< 0.20	*ND< 0.20*	*ND< 0.20*	*ND< 0.20*	
1,2-Dichlorobenzene	3	ND< 0.5		ND< 1.0	ND< 2.0		ND< 0.20	ND< 0.20	ND< 0.20	ND< 0.20	ND< 0.20	
1,2-Dichloroethane	0.6	0.29 J		ND< 1.0	*ND< 2.0*		ND< 0.20	ND< 0.20	ND< 0.20	ND< 0.20	ND< 0.20	
1,2-Dichloropropane	1	ND< 0.5		ND< 1.0	*ND< 2.0*		ND< 0.20	ND< 0.20	ND< 0.20	ND< 0.20	ND< 0.20	
1,3-Dichlorobenzene	3	ND< 0.5		ND< 1.0	ND< 2.0		ND< 0.20	ND< 0.20	ND< 0.20	ND< 0.20	ND< 0.20	
1,4-Dichlorobenzene	3	*ND< 0.5*		*ND< 1.0*	ND< 2.0		ND< 0.20	ND< 0.20	ND< 0.20	ND< 0.20	ND< 0.20	
2-Butanone	50*	*ND< 0.5*		*ND< 1.0*	ND< 2.0		ND< 0.20	ND< 0.20	ND< 0.20	ND< 0.20	ND< 0.20	
2-Hexanone	50*	ND< 0.5		ND< 1.0	ND< 2.0		ND< 0.20	ND< 0.20	ND< 0.20	ND< 0.20	ND< 0.20	
Methyl isobutyl ketone (4-Methyl-2-pentanone)	NS	ND< 0.5		ND< 1.0	ND< 2.0		ND< 0.20	ND< 0.20	ND< 0.20	ND< 0.20	ND< 0.20	
Acetone	50*	3.4 CCV-E, B		ND< 5.0	26 CCV-E		11	39 CCV-E	8.3	**190**	**150**	
Benzene	1	ND< 0.5		ND< 1.0	*ND< 2.0*		0.20 J	ND< 0.20	ND< 0.20	ND< 0.20	ND< 0.20	
Bromochloromethane	5	ND< 0.5		ND< 1.0	ND< 2.0		ND< 0.20	ND< 0.20	ND< 0.20	ND< 0.20	ND< 0.20	
Bromodichloromethane	50*	ND< 0.5		ND< 1.0	ND< 2.0		ND< 0.20	ND< 0.20	ND< 0.20	ND< 0.20	ND< 0.20	
Bromoform	50*	*ND< 0.5*		*ND< 1.0*	ND< 2.0		ND< 0.20	ND< 0.20	ND< 0.20	ND< 0.20	ND< 0.20	
Bromomethane	5	*ND< 0.5*		*ND< 1.0*	ND< 2.0		ND< 0.20	ND< 0.20	ND< 0.20	ND< 0.20	ND< 0.20	
Carbon disulfide	60*	ND< 0.5	Well silted in - not sampled.	ND< 1.0	ND< 2.0	Well silted in - not sampled.	ND< 0.20	ND< 0.20	ND< 0.20	ND< 0.20	ND< 0.20	Well Dry - Not Sampled
Carbon tetrachloride	5	ND< 0.5		ND< 1.0	ND< 2.0		ND< 0.20	ND< 0.20	ND< 0.20	ND< 0.20	ND< 0.20	
Chlorobenzene	5	ND< 0.5		ND< 1.0	ND< 2.0		ND< 0.20	ND< 0.20	ND< 0.20	ND< 0.20	ND< 0.20	
Chloroethane	5	1.8		ND< 1.0	ND< 2.0		ND< 0.20	0.42 J	ND< 0.20	ND< 0.20	ND< 0.20	
Chloroform	7	ND< 0.5		ND< 1.0	ND< 2.0		ND< 0.20	ND< 0.20	ND< 0.20	ND< 0.20	ND< 0.20	
Chloromethane	5	ND< 0.5		ND< 1.0	ND< 2.0		ND< 0.20	ND< 0.20	ND< 0.20	ND< 0.20	ND< 0.20	
cis-1,2-Dichloroethylene	5	**46**		**50**	**85**		**55**	**60**	**51**	**32**	**28**	
cis-1,3-Dichloropropylene	0.4+	ND< 0.5		ND< 1.0	*ND< 2.0*		ND< 0.20	ND< 0.20	ND< 0.20	ND< 0.20	ND< 0.20	
Cyclohexane	NS	ND< 0.5		ND< 1.0	ND< 2.0		ND< 0.20	ND< 0.20	ND< 0.20	ND< 0.20	ND< 0.20	
Dibromochloromethane	50*	ND< 0.5		ND< 1.0	ND< 2.0		ND< 0.20	ND< 0.20	ND< 0.20	ND< 0.20	ND< 0.20	
Dichlorodifluoromethane	5	0.80		ND< 1.0	ND< 2.0		0.25 CCV-E, CCV-E, QL-02, J	ND< 0.20	ND< 0.20	ND< 0.20	ND< 0.20	
Ethyl Benzene	5	ND< 0.5		ND< 1.0	ND< 2.0		ND< 0.20	ND< 0.20	ND< 0.20	ND< 0.20	ND< 0.20	
Isopropylbenzene	5	ND< 0.5		ND< 1.0	ND< 2.0		ND< 0.20	ND< 0.20	ND< 0.20	ND< 0.20	ND< 0.20	
Methyl acetate	NS	ND< 0.5		ND< 1.0	ND< 2.0		ND< 0.20	ND< 0.20	ND< 0.20	ND< 0.20	ND< 0.20	
Methyl tert-butyl ether (MTBE)	10*	0.35 J		ND< 1.0	ND< 2.0		ND< 0.20	ND< 0.20	ND< 0.20	ND< 0.20	ND< 0.20	
Methylcyclohexane	NS	ND< *0.5*		ND< *1.0*	ND< 2.0		ND< 0.20	ND< 0.20	ND< 0.20	ND< 0.20	ND< 0.20	
Methylene chloride	5	ND< *2.0*		ND< *5.0*	*ND< 10.0*		ND< 1	ND< 1	ND< 1.0	ND< 1.0	ND< 1.0	
o-Xylene	5	ND< 0.5		ND< 1.0	ND< 2.0		ND< 0.20	ND< 0.20	ND< 0.20	ND< 0.20	ND< 0.20	
p- & m- Xylenes	5	ND< 1.0		ND< 2.5	ND< 5.0		ND< 0.50	ND< 0.50	ND< 0.50	ND< 0.50	ND< 0.50	
Styrene	5	ND< 0.5		ND< 1.0	ND< 2.0		ND< 0.20	ND< 0.20	ND< 0.20	ND< 0.20	ND< 0.20	
Tetrachloroethylene	5	2.3		1.2 QL-02, J	ND< 2.0		0.83	0.79	1.2	0.74	1.4	
Toluene	5	ND< 0.5		ND< 1.0	ND< 2.0		ND< 0.20	ND< 0.20	ND< 0.20	ND< 0.20	ND< 0.20	
trans-1,2-Dichloroethylene	5	0.51		ND< 1.0	ND< 2.0		1.2	1.2	0.79	0.69	0.57	
trans-1,3-Dichloropropylene	0.4+	ND< 0.5		ND< 1.0	*ND< 2.0*		ND< 0.20	ND< 0.20	ND< 0.20	ND< 0.20	ND< 0.20	
Trichloroethylene	5	**5.1**		2.6 QL-02	3.6 J		4.1	4.2 Cal-E	2.2	1.1	1.5	
Trichlorofluoromethane (freon 11)	5	0.24 J		ND< 1.0	ND< 2.0		ND< 0.20	ND< 0.20	ND< 0.20	ND< 0.20	ND< 0.20	
Vinyl Chloride	2	0.52		ND< 1.0	ND< 2.0		2.6	2.6	**4.2**	**2.0**	**1.9**	
Total VOC concentration	NS	124	0	97	163	0	132	139	85	237	191	-
Total CVOC concentration	NS	120	0	97	137.3	0	140	120	76.5	47.3	41.2	-
Total Petro-VOC concentration	NS	0	0	0	0	0	0	0	0	0	0	-
Other VOC concentration	NS	3	0	0	26	0	11	39	8	190	150	-

LaBella
Powered by Partnership

Table 3
Historical Groundwater Analytical Results Summary
136 Fuller Road, Albany, New York
NYSDEC BCP Site # C401055

Sample Location	NYSDEC TOGS Standards and Guidance Values	MW-5	
Sample ID: FRMW (Fuller Rd Monitoring Well)-Well ID# (approx. depth to well bottom) and (Screen Interval)		FRMW-MW-5	
Sample Date		6/30/2025	
Lab Sample ID		25G0131-02	
Groundwater Elevation (ft.)		236.94	
Analyte	ppb	ppb	
1,1,1-Trichloroethane	5	0.300	J
1,1,2,2-Tetrachloroethane	5	ND<	0.256
1,1,2-Trichloro-1,2,2-trifluoroethane	5	ND<	0.286
1,1,2-Trichloroethane	1	ND<	0.249
1,1-Dichloroethane	5	0.420	
1,1-Dichloroethylene	5	0.330	
1,2,3-Trichlorobenzene	5	ND<	0.222
1,2,4-Trichlorobenzene	5	ND<	0.138
1,2-Dibromo-3-chloropropane	0.04	ND<	0.432
1,2-Dibromoethane	0.0006	ND<	0.215
1,2-Dichlorobenzene	3	ND<	0.270
1,2-Dichloroethane	0.6	ND<	0.377
1,2-Dichloropropane	1	ND<	0.327
1,3-Dichlorobenzene	3	ND<	0.283
1,4-Dichlorobenzene	3	ND<	0.311
2-Butanone	50*	ND<	0.421
2-Hexanone	50*	ND<	0.320
Methyl isobutyl ketone (4-Methyl-2-pentanone)	NS	ND<	0.365
Acetone	50*	3.440	B
Benzene	1	ND<	0.279
Bromochloromethane	5	ND<	0.354
Bromodichloromethane	50*	ND<	0.245
Bromoform	50*	ND<	0.163
Bromomethane	5	ND<	0.500
Carbon disulfide	60*	ND<	0.362
Carbon tetrachloride	5	ND<	0.204
Chlorobenzene	5	ND<	0.284
Chloroethane	5	ND<	0.448
Chloroform	7	0.350	J
Chloromethane	5	ND<	0.372
cis-1,2-Dichloroethylene	5	**15**	
cis-1,3-Dichloropropylene	0.4+	ND<	0.262
Cyclohexane	NS	ND<	0.491
Dibromochloromethane	50*	ND<	0.146
Dichlorodifluoromethane	5	ND<	0.451
Ethyl Benzene	5	ND<	0.290
Isopropylbenzene	5	ND<	0.405
Methyl acetate	NS	ND<	0.442
Methyl tert-butyl ether (MTBE)	10*	6.780	
Methylcyclohexane	NS	ND<	0.477
Methylene chloride	5	ND<	0.397
o-Xylene	5	ND<	0.261
p- & m- Xylenes	5	ND<	0.578
Styrene	5	ND<	0.255
Tetrachloroethylene	5	1.880	
Toluene	5	ND<	0.346
trans-1,2-Dichloroethylene	5	ND<	0.279
trans-1,3-Dichloropropylene	0.4+	ND<	0.229
Trichloroethylene	5	ND<	0.249
Trichlorofluoromethane (freon 11)	5	0.700	
Vinyl Chloride	2	ND<	0.469
Total VOC concentration	NS	29.200	
Total CVOC concentration	NS	18.980	
Total Petro-VOC concentration	NS	6.78	
Other VOC concentration	NS	3.44	

Table 3
Historical Groundwater Analytical Results Summary
136 Fuller Road, Albany, New York
NYSDEC BCP Site # C401055

Sample Location	NYSDEC TOGS Standards and Guidance Values	MW20													
Sample ID: FRMW (Fuller Rd Monitoring Well)-Well ID# (approx. depth to well bottom) (Screen Interval)		FRMW-MW20-X18 (9.5-19.5')													
Sample Date		07/15/10	05/31/11	07/21/11	09/29/11	12/13/11	02/22/12	04/30/12	06/27/12	09/25/12	12/19/12	03/14/13	06/12/14	06/25/15	05/26/16
Lab Sample ID		10G0511-05	11F0120-03	11G0750-03	11J0038-03	11L0632-03	12B0883-03	12B0883-03	12F0976-03	12I0945-08	12L0807-03	12C0516-07	14F0651-09	15F1052-15	16E1165-12
Groundwater Elevation (ft.)		240.28	242.31	241.48	242.65	242.29	241.74	241.22	241.17	239.47	239.40	239.91	240.21	239.31	239.27
Analyte	ppb	ppb	ppb	ppb	ppb	ppb	ppb	ppb	ppb	ppb	ppb	ppb	ppb	ppb	ppb
1,1,1-Trichloroethane	5	**190**	**61**	**73**	**81**	**43**	**51**	**54**	**44 J**	**40**	**24**	**33**	5.0	4.3 J	3.1
1,1,2,2-Tetrachloroethane	5	ND< 50	ND< 5.0	ND< 5.0	ND< 5.0	ND< 25	ND< 5.0	ND< 5.0	ND< 5.0	ND< 5.0	ND< 5.0	ND< 5.0	ND< 2.5	ND< 5	ND< 0.5
1,1,2-Trichloro-1,2,2-trifluoroethane	5	ND< 50	ND< 5.0	ND< 5.0	ND< 5.0	ND< 25	ND< 5.0	ND< 5.0	ND< 5.0	ND< 5.0	ND< 5.0	ND< 5.0	ND< 2.5	ND< 5	ND< 0.5
1,1,2-Trichloroethane	1	*ND< 50*	*ND< 5.0*	*ND< 5.0*	*ND< 5.0*	*ND< 25*	*ND< 5.0*	*ND< 5.0*	*ND< 5.0*	*ND< 5.0*	*ND< 5.0*	*ND< 5.0*	ND< 2.5	ND< 5	ND< 0.5
1,1-Dichloroethane	5	**690**	**220**	**260**	**200**	**100**	**160**	**270**	**290**	**190**	**90**	**320**	**25**	**30**	**25**
1,1-Dichloroethylene	5	na	na	na	na	na	na	na	na	na	na	na	1.6 J	ND< 5	1.9
1,2,3-Trichlorobenzene	5	**25 J**	**9.8**	**19**	**14**	**10 J**	**11**	**14**	**13**	**17**	**12**	**11**	ND< 2.5	ND< 5	ND< 0.5
1,2,4-Trichlorobenzene	5	ND< 50	ND< 10	ND< 10	ND< 10	ND< 50	ND< 10	ND< 10	ND< 10	ND< 10	ND< 10	ND< 10	ND< 10	ND< 5	ND< 0.5
1,2-Dibromo-3-chloropropane	0.04	*ND< 50*	*ND< 10*	*ND< 10*	*ND< 10*	*ND< 50*	*ND< 10*	*ND< 10*	*ND< 10*	*ND< 10*	*ND< 10*	*ND< 10*	*ND< 2.5*	*ND< 5*	ND< 0.5
1,2-Dibromoethane	0.0006	na	na	na	na	na	na	na	na	na	na	na	ND< 2.5	ND< 5	ND< 0.5
1,2-Dichlorobenzene	3	*ND< 50*	*ND< 5.0*	*ND< 5.0*	*ND< 5.0*	*ND< 25*	*ND< 5.0*	*ND< 5.0*	*ND< 5.0*	*ND< 5.0*	*ND< 5.0*	*ND< 5.0*	*ND< 2.5*	*ND< 5*	ND< 0.5
1,2-Dichloroethane	0.6	*ND< 50*	*ND< 5.0*	*ND< 5.0*	*ND< 5.0*	*ND< 25*	*ND< 5.0*	*ND< 5.0*	*ND< 5.0*	*ND< 5.0*	*ND< 5.0*	*ND< 5.0*	*ND< 2.5*	*ND< 5*	ND< 0.5
1,2-Dichloropropane	1	*ND< 50*	*ND< 5.0*	*ND< 5.0*	*ND< 5.0*	*ND< 25*	*ND< 5.0*	*ND< 5.0*	*ND< 5.0*	*ND< 5.0*	*ND< 5.0*	*ND< 5.0*	ND< 2.5	ND< 5	ND< 0.5
1,3-Dichlorobenzene	3	na	na	na	na	na	na	na	na	na	na	na	ND< 2.5	ND< 5	ND< 0.5
1,4-Dichlorobenzene	3	na	na	na	na	na	na	na	na	**8.3**	**6.1**	**12**	1.2 J	ND< 5	1.2
2-Butanone	50*	ND< 50	ND< 10	ND< 10	ND< 10	ND< 50	ND< 10	ND< 10	ND< 10	ND< 10	ND< 10	ND< 10	ND< 2.5	ND< 5	5.8
2-Hexanone	50*	ND< 50	ND< 5.0	ND< 5.0	ND< 5.0	ND< 25	ND< 5.0	ND< 5.0	ND< 5.0	ND< 5.0	ND< 5.0	ND< 5.0	ND< 2.5	ND< 5	ND< 0.5
Methyl isobutyl ketone (4-Methyl-2-pentanone)	NS	ND< 100	ND< 10	ND< 10	ND< 10	ND< 50	ND< 10	ND< 10	ND< 10	ND< 10	ND< 10	ND< 10	ND< 2.5	ND< 5	ND< 0.5
Acetone	50*	ND< 36 J	ND< 10	ND< 10	4.7	ND< 50	3.3 JB	ND< 10	ND< 10	ND< 10	ND< 10	9.7 J	9.2 CCV-E, J, B	ND< 20	3.3 SCAL-E
Benzene	5	na	na	na	na	na	na	na	na	na	na	na	ND< 2.5	ND< 5	ND< 0.5
Bromochloromethane	1	*ND< 50*	*ND< 5.0*	*ND< 5.0*	*ND< 5.0*	*ND< 25*	*ND< 5.0*	*ND< 5.0*	*ND< 5.0*	*ND< 5.0*	*ND< 5.0*	*ND< 5.0*	*ND< 2.5*	*ND< 5*	ND< 0.5
Bromodichloromethane	50*	ND< 50	ND< 5.0	ND< 5.0	ND< 5.0	ND< 25	ND< 5.0	ND< 5.0	ND< 5.0	ND< 5.0	ND< 5.0	ND< 5.0	ND< 2.5	ND< 5	ND< 0.5
Bromoform	50*	ND< 50	ND< 5.0	ND< 5.0	ND< 5.0	ND< 25	ND< 5.0	ND< 5.0	ND< 5.0	ND< 5.0	ND< 5.0	ND< 5.0	ND< 2.5	ND< 5	ND< 0.5
Bromomethane	5	ND< 50	ND< 5.0	ND< 5.0	ND< 5.0	ND< 25	ND< 5.0	ND< 5.0	ND< 5.0	ND< 5.0	ND< 5.0	ND< 5.0	ND< 2.5	ND< 5	ND< 0.5
Carbon disulfide	60*	ND< 50	ND< 5.0	ND< 5.0	ND< 5.0	ND< 25	ND< 5.0	ND< 5.0	ND< 5.0	ND< 5.0	ND< 5.0	0.93 J	ND< 2.5	2.8 J	ND< 0.5
Carbon tetrachloride	5	ND< 50	ND< 5.0	ND< 5.0	ND< 5.0	ND< 25	ND< 5.0	ND< 5.0	ND< 5.0	ND< 5.0	ND< 5.0	ND< 5.0	ND< 2.5	ND< 5	ND< 0.5
Chlorobenzene	5	ND< 50	ND< 5.0	ND< 5.0	ND< 5.0	ND< 25	ND< 5.0	ND< 5.0	ND< 5.0	ND< 5.0	ND< 5.0	ND< 5.0	ND< 2.5	ND< 5	ND< 0.5
Chloroethane	5	ND< 50	1.3 J	2.5 J	1.3	ND< 25	**8.2**	3.4 J	**6.4**	**9.5**	**5.3**	ND< 5.0	ND< 2.5	ND< 5	ND< 0.5
Chloroform	7	ND< 50	ND< 5.0	ND< 5.0	ND< 5.0	ND< 25	ND< 5.0	ND< 5.0	ND< 5.0	ND< 5.0	ND< 5.0	ND< 5.0	ND< 2.5	ND< 5	ND< 0.5
Chloromethane	5	ND< 50	ND< 5.0	ND< 5.0	ND< 5.0	ND< 25	ND< 5.0	ND< 5.0	ND< 5.0	ND< 5.0	ND< 5.0	ND< 5.0	ND< 2.5	ND< 5	ND< 0.5
cis-1,2-Dichloroethylene	5	**54**	**21**	**30**	**36**	**25**	**33**	**47**	**33**	**42**	**54**	**36**	**18**	**30**	**18**
cis-1,3-Dichloropropylene	NS	na	na	na	na	na	na	na	na	na	na	na	ND< 2.5	ND< 5	ND< 0.5
Cyclohexane	0.4+	*ND< 50*	*ND< 5.0*	*ND< 5.0*	*ND< 5.0*	*ND< 25*	*ND< 5.0*	*ND< 5.0*	*ND< 5.0*	*ND< 5.0*	*ND< 5.0*	*ND< 5.0*	*ND< 2.5*	*ND< 5*	**0.56**
Dibromochloromethane	50*	ND< 50	ND< 5.0	ND< 5.0	ND< 5.0	ND< 25	ND< 5.0	ND< 5.0	ND< 5.0	ND< 5.0	ND< 5.0	ND< 5.0	ND< 2.5	ND< 5	ND< 0.5
Dichlorodifluoromethane	5	**29 J**	ND< 5.0	ND< 5.0	4.2	ND< 25	2.2 J	1.2 J	1.3 J	3.1 J	4.5 J	2.4 J	ND< 2.5	ND< 5	0.34 J
Ethyl Benzene	5	**85**	**39**	**54**	**59**	**42**	**58**	**77**	**83**	**55**	**73**	**100**	**60**	**110**	**95**
Isopropylbenzene	NS	na	na	na	na	na	na	na	na	na	na	na	1.3 J	2.1 J	2.2
Methyl acetate	5	ND< 50	1.3 J	2.1 J	1.8	ND< 25	1.6 J	2.1 J	2.2 J	2.5 J	1.2 J	2.6 J	ND< 2.5	ND< 5	ND< 0.5
Methyl tert-butyl ether (MTBE)	NS	na	na	na	na	na	na	na	na	na	na	na	ND< 2.5	ND< 5	0.39 J
Methylcyclohexane	10*	*ND< 50*	0.64 J	1.4 J	ND< 5.0	*ND< 25*	ND< 5.0	ND< 5.0	ND< 5.0	ND< 5.0	ND< 5.0	ND< 5.0	ND< 2.5	ND< 5	2.1
Methylene chloride	5	*ND< 63*	*ND< 10*	*ND< 10*	3.2	*ND< 50*	2.7 J,B	**8.3 J,B**	*ND< 10*	*ND< 10*	*ND< 10*	**5.6 J**	**5.6 J**	ND< 6	
o-Xylene	5	**160**	**79**	**89**	**73**	**32**	**58**	**93**	**100**	**52**	**70**	**59**	**27**	**61**	**44**
p- & m- Xylenes	5	**500**	**280**	**330**	**340**	**280**	**340**	**370**	**410**	**280**	**280**	**470**	**150**	**320**	**270**
Styrene	5	ND< 50	ND< 5.0	ND< 5.0	ND< 5.0	ND< 25	ND< 5.0	ND< 5.0	ND< 5.0	ND< 5.0	ND< 5.0	1.7 J	ND< 2.5	ND< 5	ND< 0.5
Tetrachloroethylene	5	**67**	**38**	**40 J**	**76**	**56**	**59**	**37**	**25**	**25**	**22**	**19**	**7.8**	**7.7**	1.9 CCV-E
Toluene	5	**100**	**19**	**17**	**10**	3.8 J	**12**	**17**	**19**	**20**	**9.3**	2.6 J	ND< 2.5	**14**	0.41 J
trans-1,2-Dichloroethylene	5	ND< 50	ND< 5.0	ND< 5.0	ND< 5.0	ND< 25	ND< 5.0	ND< 5.0	ND< 5.0	ND< 5.0	ND< 5.0	ND< 5.0	ND< 2.5	ND< 5	ND< 0.5
trans-1,3-Dichloropropylene	0.4+	*ND< 50*	*ND< 5.0*	*ND< 5.0*	*ND< 5.0*	*ND< 25*	*ND< 5.0*	*ND< 5.0*	*ND< 5.0*	*ND< 5.0*	*ND< 5.0*	*ND< 5.0*	*ND< 2.5*	*ND< 5*	ND< 0.5
Trichloroethylene	5	ND< 50	**8.4**	**9.6**	**15**	**9.4 J**	**13**	**7.8**	**5.2**	**5.7**	4.6 J	4.2 J	1.4 J	2.0 J	0.79
Trichlorofluoromethane (freon 11)	5	**220**	**86**	**94**	**120**	**68**	**84**	**49**	**32**	**34**	**28**	**20**	3.7	2.4 J	4.9
Vinyl Chloride	2	*ND< 50*	*ND< 5.0*	*ND< 5.0*	*ND< 5.0*	*ND< 25*	*ND< 5.0*	*ND< 5.0*	*ND< 5.0*	*ND< 5.0*	*ND< 5.0*	*ND< 5.0*	*ND< 2.5*	*ND< 5*	ND< 0.5
Total VOC concentration	NS	2,120.0	864.4	1,021.6	1,039.2	669.2	897.0	1,050.8	1,064.1	784.1	684.0	1,109.7	316.8	586.3	480.9
Total CVOC concentration	NS	1,275	445.5	528.1	550.7	311.4	424.1	491.7	449.9	374.6	250.5	463.2	69.3	76.4	57.1
Total Petro-VOC concentration	NS	845	418.3	492.1	483.8	357.8	469.6	559.1	614.2	409.5	433.5	635.9	238.3	507.1	412.0
Other VOC concentration	NS	0	0.6	1.4	4.7	0.0	3.3	0.0	0.0	0.0	0.0	10.6	9.2	2.8	11.8

LaBella
Powered by partnership.

Table 3
Historical Groundwater Analytical Results Summary
136 Fuller Road, Albany, New York
NYSDEC BCP Site # C401055

Sample Location	NYSDEC TOGS Standards and Guidance Values	MW20									
Sample ID: FRMW (Fuller Rd Monitoring Well)-Well ID# (approx. depth to well bottom) (Screen Interval)		FRMW-MW20-X18 (9.5-19.5')									
Sample Date		06/28/17	06/14/18	06/11/19	06/10/20	06/16/21	6/16/2021 (duplicate)	6/6/2022	6/21/2023	6/10/2024	6/30/2025
Lab Sample ID		17F1193-08	18F0674-11	19F0430-07	20F0477-06	21F0819-15	21F0819-16	22F0429-07	23F1500-06	24F0876-06	25G0131-08
Groundwater Elevation (ft.)		240.61	239.66	241.35	240.94	240.41	240.41	241.5	241.20	241.74	241.64
Analyte	ppb	ppb	ppb	ppb	ppb	ppb	ppb	ppb	ppb	ppb	ppb
1,1,1-Trichloroethane	5	1.6	ND< 1.0	ND< 0.20	ND< 0.20	ND< 0.20	ND< 0.20	ND< 0.20	ND< 0.20	ND< 0.20	ND< 0.266
1,1,2,2-Tetrachloroethane	5	ND< 0.20	ND< 1.0	ND< 0.20	ND< 0.20	ND< 0.20	ND< 0.20	ND< 0.20	ND< 0.20	ND< 0.20	ND< 0.256
1,1,2-Trichloro-1,2,2-trifluoroethane	5	ND< 0.20	ND< 1.0	ND< 0.20	ND< 0.20	ND< 0.20	ND< 0.20	ND< 0.20	ND< 0.20	ND< 0.20	ND< 0.286
1,1,2-Trichloroethane	1	ND< 0.20	ND< 1.0	ND< 0.20	ND< 0.20	ND< 0.20	ND< 0.20	ND< 0.20	ND< 0.20	ND< 0.20	ND< 0.249
1,1-Dichloroethane	5	**14**	**12**	**31**	14	23	22	**21**	**15**	4.9	3.45
1,1-Dichloroethylene	5	2.6	ND< 1.0	0.70	0.33 J	1.5	1.4	1.800	2	0.82	0.61
1,2,3-Trichlorobenzene	5	ND< 0.20	ND< 1.0	ND< 0.20	ND< 0.20	ND< 0.20	ND< 0.20	ND< 0.20	ND< 0.20	ND< 0.20	ND< 0.222
1,2,4-Trichlorobenzene	5	ND< 0.20	ND< 1.0	ND< 0.20	ND< 0.20	ND< 0.20	ND< 0.20	ND< 0.20	ND< 0.20	ND< 0.20	ND< 0.138
1,2-Dibromo-3-chloropropane	0.04	ND< 0.20	ND< 1.0	*ND< 0.20*	*ND< 0.20*	*ND< 0.20*	*ND< 0.20*	*ND< 0.20*	*ND< 0.20*	*ND< 0.20*	ND< *0.432*
1,2-Dibromoethane	0.0006	ND< 0.20	ND< 1.0	*ND< 0.20*	*ND< 0.20*	*ND< 0.20*	*ND< 0.20*	*ND< 0.20*	*ND< 0.20*	*ND< 0.20*	ND< *0.215*
1,2-Dichlorobenzene	3	ND< 0.20	ND< 1.0	ND< 0.20	ND< 0.20	ND< 0.20	ND< 0.20	ND< 0.20	ND< 0.20	ND< 0.20	ND< 0.270
1,2-Dichloroethane	0.6	ND< 0.20	ND< 1.0	ND< 0.20	ND< 0.20	ND< 0.20	ND< 0.20	ND< 0.20	ND< 0.20	ND< 0.20	ND< 0.377
1,2-Dichloropropane	1	ND< 0.20	ND< 1.0	ND< 0.20	ND< 0.20	ND< 0.20	ND< 0.20	ND< 0.20	ND< 0.20	ND< 0.20	ND< 0.327
1,3-Dichlorobenzene	3	ND< 0.20	ND< 1.0	ND< 0.20	ND< 0.20	ND< 0.20	ND< 0.20	ND< 0.20	ND< 0.20	ND< 0.20	ND< 0.283
1,4-Dichlorobenzene	3	0.92	ND< 1.0	0.61	0.29 J	0.49 J	0.44 J	0.570	0.58	0.35 J	0.410 J
2-Butanone	50*	7.6	ND< 1.0	ND< 0.20	ND< 0.20	ND< 0.20	ND< 0.20	ND< 0.20	ND< 0.20	ND< 0.20	ND< 0.421
2-Hexanone	50*	ND< 0.20	ND< 1.0	ND< 0.20	ND< 0.20	ND< 0.20	ND< 0.20	ND< 0.20	ND< 0.20	ND< 0.20	ND< 0.320
Methyl isobutyl ketone (4-Methyl-2-pentanone)	NS	0.47 J	ND< 1.0	ND< 0.20	ND< 0.20	ND< 0.20	ND< 0.20	ND< 0.20	ND< 0.20	ND< 0.20	ND< 0.365
Acetone	50*	8.0	ND< 5.0	ND< 1.0	1.5 J	1.9 CCV-E,J	ND< 1	ND< 1.0	5.4	3.2	1.87 J
Benzene	5	0.21 J	ND< 1.0	ND< 0.20	ND< 0.20	ND< 0.20	ND< 0.20	ND< 0.20	ND< 0.20	ND< 0.20	ND< 0.279
Bromochloromethane	1	ND< 0.20	ND< 1.0	ND< 0.20	ND< 0.20	ND< 0.20	ND< 0.20	ND< 0.20	ND< 0.20	ND< 0.20	ND< 0.354
Bromodichloromethane	50*	ND< 0.20	ND< 1.0	ND< 0.20	ND< 0.20	ND< 0.20	ND< 0.20	ND< 0.20	ND< 0.20	ND< 0.20	ND< 0.245
Bromoform	50*	ND< 0.20	ND< 1.0	ND< 0.20	ND< 0.20	ND< 0.20	ND< 0.20	ND< 0.20	ND< 0.20	ND< 0.20	ND< 0.163
Bromomethane	5	ND< 0.20	ND< 1.0	ND< 0.20	0.53 CCV-E, ICV-E	ND< 0.20	ND< 0.20	ND< 0.20	ND< 0.20	ND< 0.20	ND< 0.500
Carbon disulfide	60*	ND< 0.20	ND< 1.0	0.29 J	0.49 J	0.21 J	0.41 J	0.290 J	0.36 JB	ND< 0.20	ND< 0.362
Carbon tetrachloride	5	ND< 0.20	ND< 1.0	ND< 0.20	ND< 0.20	ND< 0.20	ND< 0.20	ND< 0.20	ND< 0.20	ND< 0.20	ND< 0.204
Chlorobenzene	5	ND< 0.20	ND< 1.0	ND< 0.20	ND< 0.20	ND< 0.20	ND< 0.20	ND< 0.20	ND< 0.20	ND< 0.20	ND< 0.284
Chloroethane	5	ND< 0.20	ND< 1.0	**10**	ND< 0.20	10	11	**13**	4	0.97	1.87
Chloroform	7	ND< 0.20	ND< 1.0	ND< 0.20	ND< 0.20	ND< 0.20	ND< 0.20	ND< 0.20	ND< 0.20	ND< 0.20	ND< 0.243
Chloromethane	5	ND< 0.20	ND< 1.0	ND< 0.20	ND< 0.20	ND< 0.20	ND< 0.20	ND< 0.20	ND< 0.20	ND< 0.20	ND< 0.372
cis-1,2-Dichloroethylene	5	**15**	**16**	**7.0**	4.0	7.4	6.1	**7.1**	**6.2**	3.0	3.32
cis-1,3-Dichloropropylene	NS	ND< 0.20	ND< 1.0	ND< 0.20	ND< 0.20	ND< 0.20	ND< 0.20	ND< 0.20	ND< 0.20	ND< 0.20	ND< 0.262
Cyclohexane	0.4+	0.22 J	ND< 1.0	0.21 J	ND< 0.20	ND< 0.20	ND< 0.20	0.32 J	0.27 J	ND< 0.20	ND< 0.491
Dibromochloromethane	50*	ND< 0.20	ND< 1.0	ND< 0.20	ND< 0.20	ND< 0.20	ND< 0.20	ND< 0.20	ND< 0.20	ND< 0.20	ND< 0.146
Dichlorodifluoromethane	5	0.44 J	ND< 1.0	1.4	0.83 ICV-E, QL-02	3.5	5.0	3.8	1.4	ND< 0.20	0.520
Ethyl Benzene	5	**43**	**36**	**31**	8.9	21	19	**12**	**10**	**14**	**11.6**
Isopropylbenzene	NS	1.1	ND< 1.0	0.85	0.25 J	0.48 J	0.40 CCV-E, J	0.31 J	0.33 J	0.56	0.500
Methyl acetate	5	ND< 0.20	ND< 1.0	ND< 0.20	ND< 0.20	ND< 0.20	ND< 0.20	ND< 0.20	ND< 0.20	ND< 0.20	ND< 0.442
Methyl tert-butyl ether (MTBE)	NS	ND< 0.20	ND< 1.0	0.32 J	0.38 J	0.24 J	0.23 J	ND< 0.20	ND< 0.20	ND< 0.20	ND< 0.244
Methylcyclohexane	10*	1.0	ND< 1.0	0.69	0.34 J	1.2	1.1	1.4	1.3	0.96	1.430
Methylene chloride	5	ND< 1.00	ND< 5.0	ND< 1.0	ND< 1.0	ND< 1.0	ND< 1.0	1 J	ND< 1.0	ND< 1.0	ND< 0.397
o-Xylene	5	**29**	**34**	**18**	5.0	8.3	8.1	2.3	0.34 J	4.7	**5.16**
p- & m- Xylenes	5	**120**	**120**	**100**	21	36	36	7.9	0.65 J	35	**22.8**
Styrene	5	ND< 0.20	ND< 1.0	ND< 0.20	ND< 0.20	ND< 0.20	ND< 0.20	ND< 0.20	ND< 0.20	ND< 0.20	ND< 0.255
Tetrachloroethylene	5	3.7	2.4 QL-02, J	0.99	0.33 J	1.3	1.5	0.550	0.240 J	0.59	ND< 0.239
Toluene	5	0.21 J	2.8 QL-02	0.34 J	ND< 0.20	0.24 J	0.23 J	ND< 0.20	ND< 0.20	0.20 J	ND< 0.346
trans-1,2-Dichloroethylene	5	ND< 0.20	ND< 1.0	ND< 0.20	ND< 0.20	ND< 0.20	ND< 0.20	ND< 0.20	ND< 0.20	ND< 0.20	ND< 0.279
trans-1,3-Dichloropropylene	0.4+	ND< 0.20	ND< 1.0	ND< 0.20	ND< 0.20	ND< 0.20	ND< 0.20	ND< 0.20	ND< 0.20	ND< 0.20	ND< 0.229
Trichloroethylene	5	1.1	ND< 1.0	0.40 J	0.39 J	1.7 Cal-E	1.3	2.3	2.1	0.39 J	0.41 J
Trichlorofluoromethane (freon 11)	5	4.1	ND< 1.0	ND< 0.20	0.69	0.46 J	0.45 J	0.390 J	ND< 0.20	0.26 J	0.39 J
Vinyl Chloride	2	ND< 0.20	ND< 1.0	ND< 0.20	ND< 0.20	ND< 0.20	ND< 1.20	1.100	ND< 0.20	ND< 0.20	ND< 0.469
Total VOC concentration	NS	254.3	223.2	203.8	59.3	118.9	114.7	77.1	50.2	69.9	54.34
Total CVOC concentration	NS	43.5	30.4	52.1	20.9	49.4	49.2	52.6	31.5	11.3	10.98
Total Petro-VOC concentration	NS	193.5	192.8	150.5	35.5	66.3	64.0	22.5	11.3	54.5	40.06
Other VOC concentration	NS	17.3	0.0	1.2	2.9	3.3	1.5	2.0	7.3	4.2	3.3

LaBella
Powered by partnership.

Table 3
Historical Groundwater Analytical Results Summary
136 Fuller Road, Albany, New York
NYSDEC BCP Site # C401055

Sample Location	NYSDEC TOGS Standards and Guidance Values	MW29																
Sample ID: FRMW (Fuller Rd Monitoring Well)-Well ID# (approx. depth to well bottom) (Screen Interval)		FRMW-MW29-X27 (27-32')																
Sample Date		07/16/10	7/16/2010	05/31/11	07/21/11	09/29/11	12/14/11	02/22/12	04/30/12	06/27/12	09/25/12	12/19/12	03/14/13	06/12/13	09/17/13	11/19/13	03/26/14	6/12/2014
Lab Sample ID		10G0511-12	10G0511-15	11F0120-06	11G0750-06	11J0038-06	11L0632-04	12B0883-04	12E0113-09	12F0976-04	12I0945-09	121L0807-09	13C0516-08	13F0453-02	13I0664-08	13K0803-08	14C0921-07	14F0651-11
Groundwater Elevation (ft.)		239.37	239.37	241.49	240.61	241.92	241.43	240.83	240.40	240.31	238.63	238.71	238.85	not accessible for interface probe				
Analyte	ppb	ppb	ppb	ppb	ppb	ppb	ppb	ppb	ppb	ppb	ppb	ppb	ppb	ppb	ppb	ppb	ppb	ppb
1,1,1-Trichloroethane	5	ND< 2,500	ND< 2,500	**200 J**	ND< 5	**56**	ND< 2500	**79**	ND< 500	ND< 50	0.53 J	ND< 5.0	ND< 5.0	0.82 J	0.82 J	ND< 5	ND< 0.50	ND< 0.50
1,1,2,2-Tetrachloroethane	5	ND< 2,500	ND< 2,500	ND< 1000	ND< 5	ND< 120	ND< 2500	ND< 50	ND< 500	ND< 50	ND< 5.0	ND< 5.0	ND< 5.0	ND< 5.0	ND< 5.0	ND< 5	ND< 0.50	ND< 0.50
1,1,2-Trichloro-1,2,2-trifluoroethane	5	ND< 2,500	ND< 2,500	ND< 1000	ND< 5	ND< 120	ND< 2500	ND< 50	ND< 500	ND< 50	ND< 5.0	ND< 5.0	ND< 5.0	ND< 5.0	ND< 5.0	ND< 5	ND< 0.50	ND< 0.50
1,1,2-Trichloroethane	1	*ND< 2,500*	*ND< 2,500*	*ND< 1000*	***18***	*ND< 120*	*ND< 2500*	***12 J***	*ND< 500*	*ND< 50*	*ND< 5.0*	*ND< 5.0*	*ND< 5.0*	*ND< 5.0*	*ND< 5.0*	ND< 5	ND< 0.50	ND< 0.50
1,1-Dichloroethane	5	**6,400**	**9,300**	**5,900**	ND< 5	**7,200**	**6,300**	**3,900**	**910**	**330**	**140**	**190**	**160**	**730**	**41**	**55**	**9.5**	**21**
1,1-Dichloroethylene	5	*ND< 2,500*	*ND< 2,500*	*ND< 1000*	ND< 5	**150**	*ND< 2500*	**220**	*ND< 500*	*ND< 50*	**5.6**	3.5 J	2.1 J	**11**	0.83 J	ND< 5	ND< 0.5	0.41 J
1,2,3-Trichlorobenzene	5	*na*	*na*	*na*	*na*	*na*	*na*	*na*	*na*	*na*	*na*	*na*	*na*	*na*	*na*	*na*	ND< 0.5	ND< 0.5
1,2,4-Trichlorobenzene	5	*ND< 2,500*	*ND< 2,500*	*ND< 2000*	*ND< 10*	*ND< 250*	*ND< 5000*	*ND< 100*	*ND< 1000*	*ND< 100*	*ND< 10*	*ND< 10*	*ND< 10*	*ND< 10*	*ND< 10*	*ND< 10*	ND< *0.5*	ND< 0.5
1,2-Dibromo-3-chloropropane	0.04	*ND< 2,500*	*ND< 2,500*	*ND< 2000*	*ND< 10*	*ND< 250*	*ND< 5000*	*ND< 100*	*ND< 1000*	*ND< 100*	*ND< 10*	*ND< 10*	*ND< 10*	*ND< 10*	*ND< 10*	*ND< 10*	*ND< 0.5*	*ND< 0.5*
1,2-Dibromoethane	0.0006	*ND< 2,500*	*ND< 2,500*	*ND< 1000*	*ND< 5*	*ND< 120*	*ND< 2500*	*ND< 50*	*ND< 500*	*ND< 50*	*ND< 5.0*	*ND< 5.0*	*ND< 5.0*	*ND< 5.0*	*ND< 5.0*	*ND< 5*	*ND< 0.5*	*ND< 0.5*
1,2-Dichlorobenzene	3	*na*	*na*	*na*	*na*	*na*	*na*	*na*	*na*	*na*	*na*	*na*	*na*	*na*	*na*	*na*	ND< *0.5*	ND< 0.5
1,2-Dichloroethane	0.6	*ND< 2,500*	*ND< 2,500*	*ND< 1000*	***20***	*ND< 120*	*ND< 2500*	***10 J***	*ND< 500*	*ND< 50*	*ND< 5.0*	*ND< 5.0*	*ND< 5.0*	*ND< 5.0*	*ND< 5.0*	*ND< 5*	ND< *0.5*	ND< 0.5
1,2-Dichloropropane	1	*ND< 2,500*	*ND< 2,500*	*ND< 1000*	*ND< 5*	*ND< 120*	*ND< 2500*	*ND< 50*	*ND< 50*	*ND< 50*	*ND< 5.0*	*ND< 5.0*	*ND< 5.0*	*ND< 5.0*	*ND< 5.0*	*ND< 5*	ND< 0.5	ND< 0.5
1,3-Dichlorobenzene	3	na	na	na	na	na	na	na	na	na	na	na	na	na	na	na	ND< 0.5	ND< 0.5
1,4-Dichlorobenzene	3	na	na	na	na	na	na	na	na	na	na	na	na	na	na	na	ND< 0.5	ND< 0.5
2-Butanone	50*	*ND< 2,500*	*ND< 2,500*	*ND< 2000*	9.3 J	*ND< 250*	*ND< 5000*	*ND< 100*	*ND< 100*	*ND< 100*	ND< 10	ND< 10	ND< 10	ND< 10	ND< 10	ND< 10	5.4	2.8 CCV-E
2-Hexanone	50*	*ND< 2,500*	*ND< 2,500*	*ND< 1000*	ND< 5	*ND< 120*	*ND< 2500*	ND< 50	ND< 50	ND< 50	ND< 5.0	ND< 5.0	ND< 5.0	ND< 5.0	ND< 5.0	ND< 5	ND< 0.5	ND< 0.5
Methyl isobutyl ketone (4-Methyl-2-pentanone)	NS	ND< 5,000	ND< 5,000	ND< 2000	ND< 10	ND< 250	ND< 5000	ND< 100	ND< 100	ND< 100	ND< 10	ND< 10	ND< 10	ND< 10	ND< 10	ND< 10	0.47 J	ND< 0.5
Acetone	50*	ND< 5,000 J	ND< 5,000 J	3.4 B, J	ND< 10	8.8	*ND< 5000*	**130 B**	11 B	ND< 10 B	11 B	ND< 10	9.3 J	11 B	ND< 10	ND< 10	17 B	6.1 CCV-E,
Benzene	1	*ND< 2,500*	*ND< 2,500*	*ND< 1000*	***6.1***	*ND< 120*	*ND< 2500*	*ND< 50*	*ND< 50*	*ND< 50*	*ND< 5.0*	*ND< 5.0*	*ND< 5.0*	*ND< 5.0*	*ND< 5.0*	*ND< 5*	ND< *0.5*	ND< 0.5
Bromochloromethane	5	*na*	*na*	*na*	*na*	*na*	*na*	*na*	*na*	*na*	*na*	*na*	*na*	*na*	*na*	*na*	ND< *0.5*	ND< 0.5
Bromodichloromethane	50*	ND< 2,500	ND< 2,500	ND< 1000	ND< 5	ND< 120	ND< 2500	ND< 50	ND< 50	ND< 50	ND< 5.0	ND< 5.0	ND< 5.0	ND< 5.0	ND< 5.0	ND< 5	0.46 J	ND< 0.5
Bromoform	50*	ND< 2,500	ND< 2,500	ND< 1000	ND< 5	ND< 120	ND< 2500	ND< 50	ND< 50	ND< 50	ND< 5.0	ND< 5.0	ND< 5.0	ND< 5.0	ND< 5.0	ND< 5	6	ND< 0.5
Bromomethane	5	*ND< 2,500*	*ND< 2,500*	*ND< 1000*	ND< 5	*ND< 120*	*ND< 2500*	*ND< 50*	*ND< 50*	*ND< 50*	ND< 5.0	ND< 5.0	ND< 5.0	ND< 5.0	ND< 5.0	ND< 5	ND< 0.5	ND< 0.5
Carbon disulfide	60*	*ND< 2,500*	*ND< 2,500*	*ND< 1000*	ND< 5	*ND< 120*	*ND< 2500*	ND< 50	ND< 50	ND< 50	ND< 5.0	ND< 5.0	ND< 5.0	ND< 5.0	ND< 5.0	ND< 5	0.34 J	ND< 0.5
Carbon tetrachloride	5	*ND< 2,500*	*ND< 2,500*	*ND< 1000*	ND< 5	*ND< 120*	*ND< 2500*	ND< 50	ND< 50	ND< 50	ND< 5.0	ND< 5.0	ND< 5.0	ND< 5.0	ND< 5.0	ND< 5	ND< 0.5	ND< 0.5
Chlorobenzene	5	*ND< 2,500*	*ND< 2,500*	*ND< 1000*	2.3 J	*ND< 120*	*ND< 2500*	ND< 50	ND< 50	ND< 50	ND< 5.0	ND< 5.0	ND< 5.0	ND< 5.0	ND< 5.0	ND< 5	ND< 0.5	ND< 0.5
Chloroethane	5	*ND< 2,500*	*ND< 2,500*	*ND< 1000*	**5.2**	*ND< 120*	*ND< 2500*	ND< 50	ND< 50	ND< 50	**7.4**	**160**	**17**	**120**	ND< 5.0	**14**	0.46 J	0.98
Chloroform	7	*ND< 2,500*	*ND< 2,500*	*ND< 1000*	3.2 J	*ND< 120*	*ND< 2500*	*ND< 50*	*ND< 50*	*ND< 50*	ND< 5.0	ND< 5.0	ND< 5.0	ND 5.0	ND 5.0	ND< 5	4	1.0
Chloromethane	5	*ND< 2,500*	*ND< 2,500*	*ND< 1000*	ND< 5	*ND< 120*	*ND< 2500*	*ND< 50*	*ND< 50*	*ND< 50*	ND< 5.0	ND< 5.0	ND< 5.0	ND 5.0	ND 5.0	ND< 5	ND< 0.5	ND< 0.5
cis-1,2-Dichloroethylene	5	*ND< 2,500*	*ND< 2,500*	*ND< 1000*	**10**	*ND< 120*	*ND< 2500*	*ND< 50*	*ND< 50*	**590**	**210**	**390**	**110**	**270**	**32**	**34**	3.5	**9.2**
cis-1,3-Dichloropropylene	0.4[+]	*ND< 2,500*	*ND< 2,500*	*ND< 1000*	*ND< 5*	*ND< 120*	*ND< 2500*	*ND< 50*	*ND< 50*	*ND< 50*	*ND< 5.0*	*ND< 5.0*	*ND< 5.0*	*ND< 5.0*	*ND< 5.0*	*ND< 5*	*ND< 0.5*	*ND< 0.5*
Cyclohexane	NS	*na*	*na*	*na*	*na*	*na*	*na*	*na*	*na*	*na*	*na*	*na*	*na*	*na*	*na*	*na*	ND< *0.5*	ND< 0.5
Dibromochloromethane	50*	*ND< 2,500*	*ND< 2,500*	*ND< 1000*	*ND< 5*	*ND< 120*	*ND< 2500*	ND< 50	ND< 50	ND< 50	ND< 5.0	ND< 5.0	ND< 5.0	ND< 5.0	ND< 5.0	ND< 5	ND< 0.5	ND< 0.5
Dichlorodifluoromethane	5	*ND< 2,500*	*ND< 2,500*	*ND< 1000*	**23**	*ND< 120*	*ND< 2500*	*ND< 50*	*ND< 50*	*ND< 50*	ND< 5.0	ND< 5.0	ND< 5.0	ND< 5.0	ND< 5.0	ND< 5	ND< 0.5	ND< 0.5
Ethyl Benzene	5	*ND< 2,500*	*ND< 2,500*	*ND< 1000*	**11**	*ND< 120*	*ND< 2500*	**11 J**	*ND< 50*	*ND< 50*	0.39 J	ND< 5.0	ND< 5.0	ND< 5.0	ND< 5.0	ND< 5	ND< 0.5	ND< 0.5
Isopropylbenzene	5	*ND< 2,500*	*ND< 2,500*	*ND< 1000*	ND< 5	*ND< 120*	*ND< 2500*	*ND< 50*	*ND< 50*	*ND< 50*	ND< 5.0	ND< 5.0	ND< 5.0	ND< 5.0	ND< 5.0	ND< 5	ND< 0.5	ND< 0.5
Methyl acetate	NS	*na*	*na*	*na*	*na*	*na*	*na*	*na*	*na*	*na*	*na*	*na*	*na*	*na*	*na*	*na*	ND< *0.5*	ND< 0.5
Methyl tert-butyl ether (MTBE)	10*	*ND< 2,500*	*ND< 2,500*	*ND< 1000*	1.4 J	*ND< 120*	*ND< 2500*	*ND< 50*	*ND< 50*	*ND< 50*	ND< 5.0	ND< 5.0	ND< 5.0	ND< 5.0	ND< 5.0	ND< 5	ND< 0.5	ND< 0.5
Methylcyclohexane	NS	*na*	*na*	*na*	*na*	*na*	*na*	*na*	*na*	*na*	*na*	*na*	*na*	*na*	*na*	*na*	ND< *0.5*	ND< 0.5
Methylene chloride	5	*ND< 1,800*	*ND< 2,500*	3.7 B,J	4.1 B,J	4	*ND< 5000*	**37 J,B**	**13 B**	**4.9 J, B**	**4.9 J, B**	*ND< 10*	5.4 J	*ND<* 10	*ND<* 10	ND< 10	ND< 2	ND< 2.0
o-Xylene	5	*ND< 2,500*	*ND< 2,500*	*ND< 1000*	ND< 5	**65**	*ND< 2500*	**81**	*ND< 50*	*ND< 50*	1.7 J	ND< 5.0	ND< 5.0	1.4 J	ND< 5.0	ND< 5	ND< 0.5	ND< 0.5
p- & m- Xylenes	5	*ND< 5,000*	*ND< 2,500*	*ND< 2000*	*ND< 10*	**41**	**480 J**	**60 J**	**94 J**	*ND< 100*	1.7 J	ND< 5.0	1.1 J	*ND< 10*	*ND< 10*	ND< *10*	ND< *1*	ND< 1.0
Styrene	5	*ND< 2,500*	*ND< 2,500*	*ND< 1000*	ND< 5	*ND< 120*	*ND< 2500*	*ND< 50*	*ND< 500*	*ND< 50*	ND< 5.0	ND< 5.0	ND< 5.0	ND< 5.0	ND< 5.0	ND< 5	ND< 0.5	ND< 0.5
Tetrachloroethylene	5	**23,000**	**38,000**	**19,000**	**18,000**	**22,000**	**25,000**	**13,000**	**5,300**	**890**	**210**	**110**	**120**	**340**	**6.6**	**7.0** CCV-E	**13**	**14**
Toluene	5	*ND< 2,500*	*ND< 2,500*	*ND< 1000*	ND< 5	**72**	*ND< 2500*	**86**	*ND< 50*	*ND< 50*	1.4 J	ND< 5.0	ND< 5.0	1.8 J	ND< 5.0	ND< 5	0.24 J	0.20 J
trans-1,2-Dichloroethylene	5	*ND< 2,500*	*ND< 2,500*	*ND< 1000*	ND< 5	*ND< 120*	*ND< 2500*	*ND< 50*	*ND< 50*	*ND< 50*	1.3 J	1.8 J	0.81 J	1.9 J	ND< 5.0	ND< 5	ND< 0.5	ND< 0.5
trans-1,3-Dichloropropylene	0.4[+]	*ND< 2,500*	*ND< 2,500*	*ND< 1000*	*ND< 5*	*ND< 120*	*ND< 2500*	*ND< 50*	*ND< 50*	*ND< 50*	*ND< 5.0*	*ND< 5.0*	*ND< 5.0*	*ND< 5.0*	*ND< 5.0*	*ND< 5*	*ND< 0.5*	*ND< 0.5*
Trichloroethylene	5	**520 J**	**780 J**	**440 J**	ND< 5	**700**	**460 J**	**940**	**100 J**	**150**	**68**	**51**	**34**	**75**	**6.3**	**5.8**	3.3	**11**
Trichlorofluoromethane (freon 11)	5	*ND< 2,500*	*ND< 2,500*	*ND< 1000*	ND< 5	*ND< 120*	*ND< 2500*	*ND< 50*	*ND< 500*	*ND< 50*	ND< 5.0	ND< 5.0	ND< 5.0	ND< 5.0	ND< 5.0	ND< 5	ND< 0.5	ND< 0.5
Vinyl Chloride	2	*ND< 2,500*	*ND< 2,500*	*ND< 1000*	***34***	*ND< 120*	*ND< 2500*	***13 J***	*ND< 500*	*ND< 50*	***12***	***92***	***5.9***	***66***	***5.7***	***14***	*ND< 0.5*	1.5
Total VOC concentration	NS	29,920	48,080	25,547	18,148	30,297	32,240	18,579	6,428	1,965	676	998	466	1,629	93	130	64	68
Total CVOC concentration	NS	29,920.0	48,080.0	25,543.7	18,130.8	30,110.0	31,760.0	18,222.0	6,323.0	1,964.9	660.1	998.3	455.2	1,614.7	93.3	129.8	34.2	59.1
Total Petro-VOC concentration	NS	0	0	0	19	178	480	238	94	0	5	0	1	3	0	0	0	0
Other VOC concentration	NS	0	0	0	0	0	0	0	0	0	0	0	0	0	0	0	0	0

LaBella
Powered by partnership.

Table 3
Historical Groundwater Analytical Results Summary
136 Fuller Road, Albany, New York
NYSDEC BCP Site # C401055

Sample Location	NYSDEC TOGS Standards and Guidance Values	MW29																
Sample ID: FRMW (Fuller Rd Monitoring Well)-Well ID# (approx. depth to well bottom) (Screen Interval)		FRMW-MW29-X27 (27-32')																
Sample Date		09/16/14	12/15/14	03/17/15	06/25/15	09/16/15	11/30/15	03/03/16	05/26/16	06/28/17	06/14/18	06/11/19	06/10/20	06/16/21	6/6/2022	6/21/2023	6/10/2024	6/30/2025
Lab Sample ID		14I0784-04	14L0667-08	15C0563-03	15F1052-14	15I0617-07	15L0018-07	16C0192-08	16E1165-13	17F1193-11	18F0674-12	19F0430-08	20F0477-09	21F0819-11	22F0429-10	23F1500-09	24F0876-05	25G0131-11
Groundwater Elevation (ft.)		not accessible for interface probe											239.96	239.47	240.54	240.11	240.95	240.82
Analyte	ppb	ppb	ppb	ppb	ppb	ppb	ppb	ppb	ppb	ppb	ppb	ppb	ppb	ppb	ppb	ppb	ppb	ppb
1,1,1-Trichloroethane	5	ND< 0.5	ND< 0.5	ND< 0.5	ND< 0.5	ND< 0.2	ND< 0.2	ND< 0.2	ND< 0.5	ND< 0.20	ND< 1.0	ND< 0.20	ND< 0.20	ND< 0.20	ND< 0.20	ND< 0.20	ND< 0.20	ND< 0.266
1,1,2,2-Tetrachloroethane	5	ND< 0.5	ND< 0.5	ND< 0.5	ND< 0.5	ND< 0.2	ND< 0.2	ND< 0.2	ND< 0.5	ND< 0.20	ND< 1.0	ND< 0.20	ND< 0.20	ND< 0.20	ND< 0.20	ND< 0.20	ND< 0.20	ND< 0.256
1,1,2-Trichloro-1,2,2-trifluoroethane	5	ND< 0.5	ND< 0.5	ND< 0.5	ND< 0.5	ND< 0.2	ND< 0.2	ND< 0.2	ND< 0.5	ND< 0.20	ND< 1.0	ND< 0.20	ND< 0.20	ND< 0.20	ND< 0.20	ND< 0.20	ND< 0.20	ND< 0.286
1,1,2-Trichloroethane	1	ND< 0.5	ND< 0.5	ND< 0.5	ND< 0.5	ND< 0.2	ND< 0.2	ND< 0.2	ND< 0.5	ND< 0.20	ND< 1.0	ND< 0.20	ND< 0.20	ND< 0.20	ND< 0.20	ND< 0.20	ND< 0.20	ND< 0.249
1,1-Dichloroethane	5	**26**	**11**	**7.8**	**11**	**16**	**21**	**14**	**27**	**59**	**170**	**69**	**120**	**100**	**32**	**15**	**15**	3.22
1,1-Dichloroethylene	5	0.37 J	ND< 0.5	ND< 0.5	ND< 0.5	ND< 0.2	ND< 0.2	0.28 J	0.50	1.6	ND< 1.0	0.29 J	ND< 0.20	ND< 0.20	ND< 0.20	ND< 0.20	ND< 0.20	ND< 0.327
1,2,3-Trichlorobenzene	5	ND< 0.5	ND< 0.5	ND< 0.5	ND< 0.5	ND< 0.2	ND< 0.2	ND< 0.2	ND< 0.5	ND< 0.20	ND< 1.0	ND< 0.20	ND< 0.20	ND< 0.20	ND< 0.20	ND< 0.20	ND< 0.20	ND< 0.222
1,2,4-Trichlorobenzene	5	ND< 0.5	ND< 0.5	ND< 0.5	ND< 0.5	ND< 0.2	ND< 0.2	ND< 0.2	ND< 0.5	ND< 0.20	ND< 1.0	ND< 0.20	ND< 0.20	ND< 0.20	ND< 0.20	ND< 0.20	ND< 0.20	ND< 0.138
1,2-Dibromo-3-chloropropane	0.04	*ND< 2*	*ND< 0.5*	*ND< 0.5*	*ND< 0.5*	*ND< 0.2*	*ND< 0.2*	*ND< 0.2*	*ND< 0.5*	*ND< 0.20*	*ND< 1.0*	*ND< 0.20*	*ND< 0.20*	*ND< 0.20*	*ND< 0.20*	*ND< 0.20*	*ND< 0.20*	ND< *0.432*
1,2-Dibromoethane	0.0006	*ND< 0.5*	*ND< 0.5*	*ND< 0.5*	*ND< 0.5*	*ND< 0.2*	*ND< 0.2*	*ND< 0.2*	*ND< 0.5*	*ND< 0.20*	*ND< 1.0*	*ND< 0.20*	*ND< 0.20*	*ND< 0.20*	*ND< 0.20*	*ND< 0.20*	*ND< 0.20*	ND< *0.215*
1,2-Dichlorobenzene	3	ND< 0.5	ND< 0.5	ND< 0.5	ND< 0.5	ND< 0.2	ND< 0.2	ND< 0.2	ND< 0.5	ND< 0.20	ND< 1.0	ND< 0.20	ND< 0.20	ND< 0.20	ND< 0.20	ND< 0.20	ND< 0.20	ND< 0.270
1,2-Dichloroethane	0.6	ND< 0.5	ND< 0.5	ND< 0.5	ND< 0.5	ND< 0.2	ND< 0.2	ND< 0.2	ND< 0.5	ND< 0.20	ND< 1.0	ND< 0.20	ND< 0.20	ND< 0.20	ND< 0.20	ND< 0.20	ND< 0.20	ND< 0.377
1,2-Dichloropropane	1	ND< 0.5	ND< 0.5	ND< 0.5	ND< 0.5	ND< 0.2	ND< 0.2	ND< 0.2	ND< 0.5	ND< 0.20	ND< 1.0	ND< 0.20	ND< 0.20	ND< 0.20	ND< 0.20	ND< 0.20	ND< 0.20	ND< 0.327
1,3-Dichlorobenzene	3	ND< 0.5	ND< 0.5	ND< 0.5	ND< 0.5	ND< 0.2	ND< 0.2	ND< 0.2	ND< 0.5	ND< 0.20	ND< 1.0	ND< 0.20	ND< 0.20	ND< 0.20	ND< 0.20	ND< 0.20	ND< 0.20	ND< 0.283
1,4-Dichlorobenzene	3	ND< 0.5	ND< 0.5	ND< 0.5	ND< 0.5	2.10	ND< 0.2	ND< 0.2	ND< 0.5	ND< 0.20	ND< 1.0	ND< 0.20	ND< 0.20	ND< 0.20	ND< 0.20	ND< 0.20	ND< 0.20	ND< 0.311
2-Butanone	50*	1.3 J	ND< 0.5	ND< 0.5	ND< 0.5	ND< 0.2	ND< 0.2	ND< 0.8	ND< 0.5	ND< 0.20	ND< 1.0	ND< 0.20	ND< 0.20	ND< 0.20	1.900	1.900	ND< 0.20	2.46
2-Hexanone	50*	ND< 0.5	ND< 0.5	ND< 0.5	ND< 0.5	ND< 0.2	ND< 0.2	ND< 0.2	ND< 0.5	ND< 0.20	ND< 1.0	ND< 0.20	ND< 0.20	ND< 0.20	ND< 0.20	ND< 0.20	ND< 0.20	ND< 0.320
Methyl isobutyl ketone (4-Methyl-2-pentanone)	NS	0.34 J	ND< 0.5	ND< 0.5	ND< 0.5	ND< 0.2	ND< 0.2	ND< 0.2	ND< 0.5	ND< 0.20	ND< 1.0	0.31 J	ND< 0.20	ND< 0.20	ND< 0.20	ND< 0.20	ND< 0.20	ND< 0.365
Acetone	50*	1.3 J, B	ND< 2	ND< 2	ND< 2	ND< 1	ND< 1	14 CCV-E	ND< 2	2.0 J	ND< 5.0	ND< 1.0	ND< 1.0	ND< 1.0	6.900	ND< 1.0	ND< 1.0	10.8
Benzene	1	ND< \	ND< 0.5	ND< 0.5	ND< 0.5	ND< 0.2	ND< 0.2	ND< 0.2	ND< 0.5	ND< 0.20	ND< 1.0	ND< 0.20	ND< 0.20	ND< 0.20	ND< 0.20	ND< 0.20	ND< 0.20	ND< 0.279
Bromochloromethane	5	ND< 0.5	ND< 0.5	ND< 0.5	ND< 0.5	ND< 0.2	ND< 0.2	ND< 0.2	0.26 J	ND< 0.20	ND< 1.0	ND< 0.20	ND< 0.20	ND< 0.20	0.520	0.520	ND< 0.20	ND< 0.354
Bromodichloromethane	50*	ND< 0.5	ND< 0.5	ND< 0.5	ND< 0.5	ND< 0.2	ND< 0.2	ND< 0.2	ND< 0.5	ND< 0.20	ND< 1.0	ND< 0.20	ND< 0.20	ND< 0.20	ND< 0.20	ND< 0.20	ND< 0.20	ND< 0.245
Bromoform	50*	ND< 0.5	ND< 0.5	ND< 0.5	ND< 0.5	ND< 0.2	ND< 0.2	5.7	1.4	3.3	ND< 1.0	ND< 0.20	ND< 0.20	ND< 0.20	1.6	1.6	ND< 0.20	40.2
Bromomethane	5	ND< 0.5	ND< 0.5	ND< 0.5	ND< 0.5	ND< 0.2	ND< 0.2	ND< 0.2	0.28 CCV-E,JCV-E,J	ND< 0.20	ND< 1.0	ND< 0.20	ND< 0.20	ND< 0.20	ND< 0.20	ND< 0.20	ND< 0.20	ND< 0.500
Carbon disulfide	60*	ND< 0.5	ND< 0.5	ND< 0.5	ND< 0.5	ND< 0.2	ND< 0.2	1.3	0.63	0.67	ND< 1.0	0.21 J	0.30 J	ND< 0.20	0.60 B	0.60 B	ND< 0.20	1.07
Carbon tetrachloride	5	ND< 0.5	ND< 0.5	ND< 0.5	ND< 0.5	ND< 0.2	ND< 0.2	ND< 0.2	ND< 0.5	ND< 0.20	ND< 1.0	ND< 0.20	ND< 0.20	ND< 0.20	ND< 0.20	ND< 0.20	ND< 0.20	ND< 0.204
Chlorobenzene	5	ND< 0.5	ND< 0.5	ND< 0.5	ND< 0.5	ND< 0.2	ND< 0.2	ND< 0.2	ND< 0.5	ND< 0.20	ND< 1.0	ND< 0.20	ND< 0.20	ND< 0.20	ND< 0.20	ND< 0.20	ND< 0.20	ND< 0.284
Chloroethane	5	**7.4**	ND< 0.5	ND< 0.5	3.6	5	4.9	0.66	2.3	4.4	**18**	**6.3**	**19**	**11**	2.2	**5.1**	0.68	ND< 0.448
Chloroform	7	ND< 0.5	ND< 0.5	ND< 0.5	ND< 0.5	ND< 0.2	ND< 0.2	0.47 J	0.32 J	ND< 0.20	ND< 1.0	0.38 J	ND< 0.20	ND< 0.20	ND< 0.20	ND< 0.20	ND< 0.20	0.3 J
Chloromethane	5	ND< 0.5	ND< 0.5	ND< 0.5	ND< 0.5	ND< 0.2	ND< 0.2	ND< 0.2	1.8	ND< 0.20	ND< 1.0	ND< 0.20	ND< 0.20	ND< 0.20	ND< 0.20	ND< 0.20	ND< 0.20	ND< 0.372
cis-1,2-Dichloroethylene	5	**6.4**	2	1.3	2.6	1.4	1.8	2.0	**6.6**	**5.8**	2.4 J	1.1	0.42 J	1.4	1.4	1.4	0.43 J	ND< 0.294
cis-1,3-Dichloropropylene	0.4+	*ND< 0.5*	*ND< 0.5*	ND< 0.5	ND< 0.5	ND< 0.2	ND< 0.2	ND< 0.2	ND< 0.5	ND< 0.20	ND< 1.0	ND< 0.20	ND< 0.20	ND< 0.20	ND< 0.20	ND< 0.20	ND< 0.20	ND< 0.262
Cyclohexane	NS	ND< 0.5	ND< 0.5	ND< 0.5	ND< 0.5	ND< 0.2	ND< 0.2	ND< 0.2	ND< 0.5	ND< 0.20	ND< 1.0	ND< 0.20	ND< 0.20	ND< 0.20	ND< 0.20	ND< 0.20	ND< 0.20	ND< 0.491
Dibromochloromethane	50*	ND< 0.5	ND< 0.5	ND< 0.5	ND< 0.5	ND< 0.2	ND< 0.2	0.38 J	ND< 0.5	ND< 0.20	ND< 1.0	ND< 0.20	ND< 0.20	ND< 0.20	ND< 0.20	ND< 0.20	ND< 0.20	1.08
Dichlorodifluoromethane	5	ND< 0.5	ND< 0.5	ND< 0.5	ND< 0.5	ND< 0.2	ND< 0.2	ND< 0.2	ND< 0.5	ND< 0.20	ND< 1.0	ND< 0.20	ND< 0.20	ND< 0.20	ND< 0.20	ND< 0.20	ND< 0.20	ND< 0.451
Ethyl Benzene	5	ND< 0.5	ND< 0.5	ND< 0.5	ND< 0.5	ND< 0.2	ND< 0.2	ND< 0.2	ND< 0.5	ND< 0.20	ND< 1.0	ND< 0.20	ND< 0.20	ND< 0.20	ND< 0.20	ND< 0.20	ND< 0.20	ND< 0.290
Isopropylbenzene	5	ND< 0.5	ND< 0.5	ND< 0.5	ND< 0.5	ND< 0.2	ND< 0.2	ND< 0.2	ND< 0.5	ND< 0.20	ND< 1.0	ND< 0.20	ND< 0.20	ND< 0.20	ND< 0.20	ND< 0.20	ND< 0.20	ND< 0.405
Methyl acetate	NS	ND< 0.5	ND< 0.5	ND< 2	ND< 0.5	ND< 0.2	ND< 0.2	ND< 0.2	ND< 0.5	ND< 0.20	ND< 1.0	ND< 0.20	ND< 0.20	ND< 0.20	ND< 0.20	ND< 0.20	ND< 0.20	ND< 0.442
Methyl tert-butyl ether (MTBE)	10*	ND< 0.5	ND< 0.5	ND< 0.5	ND< 0.5	ND< 0.2	ND< 0.2	ND< 0.2	ND< 0.5	ND< 0.20	ND< 1.0	ND< 0.20	0.28 J	ND< 0.20	ND< 0.20	ND< 0.20	ND< 0.20	ND< 0.244
Methylcyclohexane	NS	ND< 0.5	ND< 0.5	ND< 0.5	ND< 0.5	ND< 0.2	ND< 0.2	ND< 0.2	ND< 0.5	ND< 0.20	ND< 1.0	ND< 0.20	ND< 0.20	ND< 0.20	ND< 0.20	ND< 0.20	ND< 0.20	ND< 0.477
Methylene chloride	5	ND< 2	ND< 2	ND< 2	ND< 2	ND< 1	ND< 1	ND< 1	ND< 2	ND< 1.0	ND< 5.0	ND< 1.0	ND< 1.0	ND< 1.0	ND< 1.0	ND< 1.0	ND< 1.0	ND< 0.397
o-Xylene	5	ND< 0.5	ND< 0.5	ND< 0.5	ND< 0.5	ND< 0.2	ND< 0.2	ND< 0.2	0.20 J	0.27 J	ND< 1.0	0.27 J	ND< 0.20	ND< 0.20	ND< 0.20	ND< 0.20	ND< 0.20	ND< 0.261
p- & m- Xylenes	5	ND< 1	ND< 1	ND< 1	ND< 1	ND< 0.5	ND< 0.5	ND< 0.5	ND< 1	ND< 0.50	ND< 2.5	ND< 0.50	ND< 0.50	ND< 0.50	ND< 0.50	ND< 0.50	ND< 0.50	ND< 0.578
Styrene	5	ND< 0.5	ND< 0.5	ND< 0.5	ND< 0.5	ND< 0.2	ND< 0.2	ND< 0.2	ND< 0.5	ND< 0.20	ND< 1.0	ND< 0.20	ND< 0.20	ND< 0.20	ND< 0.20	ND< 0.20	ND< 0.20	ND< 0.255
Tetrachloroethylene	5	3.6	3.3	2.3	ND< 0.5	2.10	**10**	**14**	**13** CCV-E,ICV-E	**11**	4.9 QL-02	**5.6**	1.1 QL-02	2.2	1.2	0.84	2.20	0.65
Toluene	5	0.7	0.44 J	ND< 0.5	0.37 J	0.31 J	ND< 0.2	ND< 0.2	ND< 0.5	ND< 0.20	3.1 QL-02	0.62	0.86	0.22 J	ND< 0.20	0.62	ND< 0.20	ND< 0.346
trans-1,2-Dichloroethylene	5	ND< 0.5	ND< 0.5	ND< 0.5	ND< 0.5	0.22 J	0.29 J	ND< 0.2	ND< 0.5	0.27 J	ND< 1.0	ND< 0.20	0.20 J	0.37 J	ND< 0.20	ND< 0.20	ND< 0.20	ND< 0.279
trans-1,3-Dichloropropylene	0.4+	*ND< 0.5*	*ND< 0.5*	ND< *0.5*	ND< *0.5*	ND< 0.2	ND< 0.2	ND< 0.2	ND< 0.5	ND< 0.20	ND< 1.0	ND< 0.20	ND< 0.20	ND< 0.20	ND< 0.20	ND< 0.20	ND< 0.20	ND< 0.229
Trichloroethylene	5	**5.6**	4.3	3.5	3.0	3.40	**7.8**	**6.6**	**10**	**12**	**5.2 QL-02**	2.1	0.60 QL-02	2.3 Cal-E	0.98	0.67	0.93	0.58
Trichlorofluoromethane (freon 11)	5	ND< 0.5	ND< 0.5	ND< 0.5	ND< 0.5	ND< 0.2	ND< 0.2	ND< 0.2	ND< 0.5	ND< 0.20	ND< 1.0	ND< 0.20	ND< 0.20	ND< 0.20	ND< 0.20	ND< 0.20	ND< 0.20	ND< 0.337
Vinyl Chloride	2	**3.2**	0.88	0.88 0.5	1.50	1.30	1.6	0.66	**3.5**	**7.7**	**6.3 CCV-E**	**11**	**4.9**	**10**	0.74	**4**	**2.3**	ND< 0.469
Total VOC concentration	NS	56	22	16	22	29.7	47.4	60.1	68	108	210	97	148	127	50	32	22	60.36
Total CVOC concentration	NS	52.6	21.5	15.8	21.7	29.4	47.4	39.1	65	102	207	96	146	127	39	28	22	5.830
Total Petro-VOC concentration	NS	1	0	0	0	0.3	0.0	0.0	0	0	3	1	1	0	0	1	0	0.00
Other VOC concentration	NS	0	0	0	0	0.00	0.00	21.00	2	6	0	1	0	0	11	4	0	54.530

LaBella
Powered by partnership

Table 3
Historical Groundwater Analytical Results Summary
136 Fuller Road, Albany, New York
NYSDEC BCP Site # C401055

Sample Location	NYSDEC TOGS Standards and Guidance Values	MW31																
Sample ID: FRMW (Fuller Rd Monitoring Well)-Well ID# (approx depth to well bottom) (Screen Interval)		FRMW-MW31-X22 (15-23')																
Sample Date		7/19/2010	9/30/2011	12/14/2011	2/22/2012	5/1/2012	6/28/2012	9/25/2012	12/19/2012	3/14/2013	6/12/2014	6/25/2015	5/26/2016	6/28/2017	6/13/2018	6/11/2019	6/11/2020	6/15/2021
Lab Sample ID		10G0579-12	11J0038-15	11L0633-06	12B0883-12	12E0113-11	12F0976-13	12I0945-11	12L0807-11	12C0516-10	14F0651-13	15F1052-07	16E1165-09	17F1193-05	18F0674-04	19-F0430-11	20F0477-11	21F0819-08
Groundwater Elevation (ft.)		239.02	240.86	240.54	240.11	239.56	239.78	238.40	238.28	238.42	239.11	238.21	238.03	239.28	238.45	240.04	239.71	239.19
Analyte	ppb	ppb	ppb	ppb	ppb	ppb	ppb	ppb	ppb	ppb	ppb	ppb	ppb	ppb	ppb	ppb	ppb	ppb
1,1,1-Trichloroethane	5	2.3 J	1.3 J	1.9 J	2.5 J	ND< 5.0	ND< 5.0	2.2 J	2.4 J	0.90 J	0.60 J	0.63	ND< 0.5	ND< 0.20	ND< 0.20	ND< 0.20	ND< 0.20	ND< 0.20
1,1,2,2-Tetrachloroethane	5	ND< 5.0	ND< 5.0	ND< 5.0	ND< 5.0	ND< 5.0	ND< 5.0	ND< 5.0	ND< 5.0	ND< 5.0	ND< 0.5	ND< 0.5	ND< 0.5	ND< 0.20	ND< 0.20	ND< 0.20	ND< 0.20	ND< 0.20
1,1,2-Trichloro-1,2,2-trifluoroethane	5	ND< 5.0	ND< 5.0	ND< 5.0	ND< 5.0	ND< 5.0	ND< 5.0	ND< 5.0	ND< 5.0	ND< 5.0	ND< 0.5	ND< 0.5	ND< 0.5	ND< 0.20	ND< 0.20	ND< 0.20	ND< 0.20	ND< 0.20
1,1,2-Trichloroethane	1	*ND< 5.0*	*ND< 5.0*	*ND< 5.0*	*ND< 5.0*	*ND< 5.0*	*ND< 5.0*	*ND< 5.0*	*ND< 5.0*	*ND< 5.0*	ND< 0.5	ND< 0.5	ND< 0.5	ND< 0.20	ND< 0.20	ND< 0.20	ND< 0.20	ND< 0.20
1,1-Dichloroethane	5	**61**	**8.4**	**77**	**38**	**20**	**16**	**23**	**54**	**22**	**14**	**18**	**8.1**	4.2	3.3	3.0	0.29 J	0.66
1,1-Dichloroethylene	5	4 J	ND< 5.0	3.1 J	2.3 J	ND< 5.0	1.6 J	1.4 J	1.9 J	0.98 J	1.1	0.69	0.55	ND< 0.20	ND< 0.20	ND< 0.20	ND< 0.20	ND< 0.20
1,2,3-Trichlorobenzene	5	na	na	na	na	na	na	na	na	na	ND< 0.5	ND< 0.5	ND< 0.5	ND< 0.20	ND< 0.20	ND< 0.20	ND< 0.20	ND< 0.20
1,2,4-Trichlorobenzene	5	*ND< 10*	*ND< 10*	*ND< 10*	*ND< 10*	*ND< 10*	*ND< 10*	*ND< 10*	*ND< 10*	*ND< 10*	ND< 0.5	ND< 0.5	ND< 0.5	ND< 0.20	ND< 0.20	ND< 0.20	ND< 0.20	ND< 0.20
1,2-Dibromo-3-chloropropane	0.04	*ND< 10*	*ND< 10*	*ND< 10*	*ND< 10*	*ND< 10*	*ND< 10*	*ND< 10*	*ND< 10*	*ND< 10*	*ND< 0.5*	*ND< 0.5*	*ND< 0.5*	*ND< 0.20*	*ND< 0.20*	*ND< 0.20*	*ND< 0.20*	*ND< 0.20*
1,2-Dibromoethane	0.0006	*ND< 5.0*	*ND< 5.0*	*ND< 5.0*	*ND< 5.0*	*ND< 5.0*	*ND< 5.0*	*ND< 5.0*	*ND< 5.0*	*ND< 5.0*	*ND< 0.5*	*ND< 0.5*	*ND< 0.5*	*ND< 0.20*	*ND< 0.20*	*ND< 0.20*	*ND< 0.20*	*ND< 0.20*
1,2-Dichlorobenzene	3	na	na	na	na	na	na	na	na	na	ND< 0.5	ND< 0.5	ND< 0.5	ND< 0.20	ND< 0.20	ND< 0.20	ND< 0.20	ND< 0.20
1,2-Dichloroethane	0.6	*ND< 5.0*	*ND< 5.0*	*ND< 5.0*	*ND< 5.0*	*ND< 5.0*	*ND< 5.0*	*ND< 5.0*	*ND< 5.0*	*ND< 5.0*	ND< 0.5	ND< 0.5	ND< 0.5	ND< 0.20	ND< 0.20	ND< 0.20	ND< 0.20	ND< 0.20
1,2-Dichloropropane	3	*ND< 5.0*	*ND< 5.0*	*ND< 5.0*	*ND< 5.0*	*ND< 5.0*	*ND< 5.0*	*ND< 5.0*	*ND< 5.0*	*ND< 5.0*	ND< 0.5	ND< 0.5	ND< 0.5	ND< 0.20	ND< 0.20	ND< 0.20	ND< 0.20	ND< 0.20
1,3-Dichlorobenzene	3	na	na	na	na	na	na	na	na	na	ND< 0.5	ND< 0.5	ND< 0.5	ND< 0.20	ND< 0.20	ND< 0.20	ND< 0.20	ND< 0.20
1,4-Dichlorobenzene	5	na	na	na	na	na	na	na	na	na	0.47 J	0.5	ND< 0.5	ND< 0.20	0.20 J	ND< 0.20	ND< 0.20	ND< 0.20
2-Butanone	50*	ND< 5.0	ND< 10	ND< 10	ND< 10	ND< 10	ND< 10	ND< 10	ND< 10	ND< 10	ND< 0.5	ND< 0.5	ND< 0.5	ND< 0.20	ND< 0.20	ND< 0.20	ND< 0.20	ND< 0.20
2-Hexanone	50*	ND< 5.0	ND< 5.0	ND< 5.0	ND< 5.0	ND< 5.0	ND< 5.0	ND< 5.0	ND< 5.0	ND< 5.0	ND< 0.5	ND< 0.5	ND< 0.5	ND< 0.20	ND< 0.20	ND< 0.20	ND< 0.20	ND< 0.20
Methyl isobutyl ketone (4-Methyl-2-pentanone)	NS	ND< 10 J	ND< 10	ND< 10	ND< 10	ND< 10	ND< 10	ND< 10	ND< 10	ND< 10	ND< 0.5	ND< 0.5	ND< 0.5	ND< 0.20	ND< 0.20	ND< 0.20	ND< 0.20	ND< 0.20
Acetone	50*	0.98 J	3.6 J,B	ND< 10	ND< 10	19 B	8.3 J,B	ND< 10	ND< 10	ND< 10	ND< 0.5	ND< 2	ND< 2	ND< 1.0	ND< 1.0	ND< 1.0	ND< 1.0	ND< 1.0
Benzene	1	*ND< 5.0*	*ND< 5.0*	*ND< 5.0*	*ND< 5.0*	*ND< 5.0*	*ND< 5.0*	*ND< 5.0*	*ND< 5.0*	*ND< 5.0*	*ND< 2.0*	ND< 0.5	ND< 0.5	ND< 0.20	ND< 0.20	ND< 0.20	ND< 0.20	ND< 0.20
Bromochloromethane	5	na	na	na	na	na	na	na	na	na	ND< 0.5	ND< 0.5	ND< 0.5	ND< 0.20	ND< 0.20	ND< 0.20	ND< 0.20	ND< 0.20
Bromodichloromethane	50*	ND< 5.0	ND< 5.0	ND< 5.0	ND< 5.0	ND< 5.0	ND< 5.0	ND< 5.0	ND< 5.0	ND< 5.0	ND< 0.5	ND< 0.5	ND< 0.5	ND< 0.20	ND< 0.20	ND< 0.20	ND< 0.20	ND< 0.20
Bromoform	50*	ND< 5.0 J	ND< 5.0	ND< 5.0	ND< 5.0	ND< 5.0	ND< 5.0	ND< 5.0	ND< 5.0	ND< 5.0	ND< 0.5	ND< 0.5	ND< 0.5	ND< 0.20	ND< 0.20	ND< 0.20	ND< 0.20	ND< 0.20
Bromomethane	5	ND< 5.0	ND< 5.0	ND< 5.0	ND< 5.0	ND< 5.0	ND< 5.0	ND< 5.0	ND< 5.0	ND< 5.0	ND< 0.5	ND< 0.5	ND< 0.5	ND< 0.20	ND< 0.20	ND< 0.20	ND< 0.20	ND< 0.20
Carbon disulfide	60*	ND< 5.0	ND< 5.0	ND< 5.0	ND< 5.0	ND< 5.0	ND< 5.0	ND< 5.0	ND< 5.0	ND< 5.0	ND< 0.5	ND< 0.5	ND< 0.5	ND< 0.20	ND< 0.20	ND< 0.20	0.27 J	ND< 0.20
Carbon tetrachloride	5	ND< 5.0	ND< 5.0	ND< 5.0	ND< 5.0	ND< 5.0	ND< 5.0	ND< 5.0	ND< 5.0	ND< 5.0	ND< 0.5	ND< 0.5	ND< 0.5	ND< 0.20	ND< 0.20	ND< 0.20	ND< 0.20	ND< 0.20
Chlorobenzene	5	1.5 J	ND< 5.0	ND< 5.0	ND< 5.0	ND< 5.0	ND< 5.0	ND< 5.0	ND< 5.0	ND< 5.0	ND< 0.5	ND< 0.5	ND< 0.5	ND< 0.20	ND< 0.20	ND< 0.20	ND< 0.20	ND< 0.20
Chloroethane	5	ND< 5.0	ND< 5.0	ND< 5.0	ND< 5.0	ND< 5.0	ND< 5.0	ND< 5.0	ND< 5.0	ND< 5.0	0.21 J	ND< 0.5	ND< 0.5	ND< 0.20	ND< 0.20	ND< 0.20	ND< 0.20	ND< 0.20
Chloroform	7	ND< 5.0	ND< 5.0	ND< 5.0	ND< 5.0	ND< 5.0	ND< 5.0	ND< 5.0	ND< 5.0	ND< 5.0	ND< 0.5	ND< 0.5	ND< 0.5	ND< 0.20	ND< 0.20	ND< 0.20	ND< 0.20	ND< 0.20
Chloromethane	5	**18**	ND< 5.0	ND< 5.0	ND< 5.0	ND< 5.0	ND< 5.0	ND< 5.0	ND< 5.0	ND< 5.0	ND< 0.5	ND< 0.5	ND< 0.5	ND< 0.20	ND< 0.20	ND< 0.20	ND< 0.20	ND< 0.20
cis-1,2-Dichloroethylene	5	ND< 5.0	**5.5**	**13**	**10**	**9.0**	**8.0**	**13**	**14**	**7.4**	**6.2**	**9.2**	4.6	1.8	1.7	1.2	0.24 J	0.33 J
cis-1,3-Dichloropropylene	0.4+	*ND< 5.0*	*ND< 5.0*	*ND< 5.0*	*ND< 5.0*	*ND< 5.0*	*ND< 5.0*	*ND< 5.0*	*ND< 5.0*	*ND< 5.0*	*ND< 0.5*	*ND< 0.5*	ND< 0.5	ND< 0.20	ND< 0.20	ND< 0.20	ND< 0.20	ND< 0.20
Cyclohexane	NS	na	na	na	na	na	na	na	na	na	ND< 0.5	ND< 0.5	ND< 0.5	ND< 0.20	ND< 0.20	ND< 0.20	ND< 0.20	ND< 0.20
Dibromochloromethane	50*	6.8	ND< 5.0	ND< 5.0	ND< 5.0	ND< 5.0	ND< 5.0	ND< 5.0	ND< 5.0	ND< 5.0	ND< 0.5	ND< 0.5	ND< 0.5	ND< 0.20	ND< 0.20	ND< 0.20	ND< 0.20	ND< 0.20
Dichlorodifluoromethane	5	4.8 J	ND< 5.0	ND< 5.0	ND< 5.0	ND< 5.0	ND< 5.0	ND< 5.0	ND< 5.0	ND< 5.0	ND< 0.5	ND< 0.5	ND< 0.5	ND< 0.20	ND< 0.20	ND< 0.20	ND< 0.20	ND< 0.20
Ethyl Benzene	5	ND< 5.0	ND< 5.0	0.56 J	1.1 J	ND< 5.0	ND< 5.0	ND< 5.0	ND< 5.0	ND< 5.0	3.8	0.96	ND< 0.5	ND< 0.20	ND< 0.20	ND< 0.20	ND< 0.20	ND< 0.20
Isopropylbenzene	5	ND< 10	ND< 5.0	0.61 J	ND< 5.0	ND< 5.0	ND< 5.0	ND< 5.0	ND< 5.0	ND< 5.0	0.48 J	0.85	0.25 J	ND< 0.20	ND< 0.20	ND< 0.20	ND< 0.20	ND< 0.20
Methyl acetate	NS	na	na	na	na	na	na	na	na	na	ND< 0.5	ND< 0.5	ND< 0.5	ND< 0.20	ND< 0.20	ND< 0.20	ND< 0.20	ND< 0.20
Methyl tert-butyl ether (MTBE)	10*	ND< 5.0	ND< 5.0	ND< 5.0	ND< 5.0	ND< 5.0	ND< 5.0	ND< 5.0	ND< 5.0	ND< 5.0	ND< 0.5	ND< 0.5	ND< 0.5	ND< 0.20	ND< 0.20	ND< 0.20	ND< 0.20	ND< 0.20
Methylcyclohexane	NS	na	na	na	na	na	na	na	na	na	ND< 0.5	0.70	0.43 J	ND< 0.20	0.24 QL-02, J	ND< 0.20	ND< 0.20	ND< 0.20
Methylene chloride	5	ND< 5.0 J	3.6 J,B	3.6 J,B	2.6 J,B	**7.4 J,B**	**5.4 J,B**	3.0 J,B	*ND< 10*	*ND< 10*	ND< 2.0	ND< 2	ND< 2.0	ND< 1.0	ND< 1.0	ND< 1.0	ND< 1.0	ND< 1.0
o-Xylene	5	**9.8**	ND< 5.0	ND< 5.0	ND< 5.0	ND< 5.0	ND< 5.0	ND< 5.0	0.97 J	ND< 5.0	1.3	3.8	ND< 0.5	ND< 0.20	ND< 0.20	ND< 0.20	ND< 0.20	ND< 0.20
p- & m- Xylenes	5	**19**	*ND< 10*	*ND< 10*	*ND< 10*	*ND< 10*	*ND< 10*	0.88 J	*ND< 10*	*ND< 10*	1.5	1.5	ND< 1.0	ND< 0.50	ND< 0.50	ND< 0.50	ND< 0.50	ND< 0.50
Styrene	5	ND< 5.0	ND< 5.0	ND< 5.0	ND< 5.0	ND< 5.0	ND< 5.0	ND< 5.0	ND< 5.0	ND< 5.0	ND< 0.5	ND< 0.5	ND< 0.5	ND< 0.20	ND< 0.20	ND< 0.20	ND< 0.20	ND< 0.20
Tetrachloroethylene	5	**13**	2.0 J	3.2 J	3.4 J	1.2 J	2.9 J	**8.9**	4.2 J	2.8 J	2.2	2.3	1.5 CCV-E	0.60	0.46 QL-02, J	0.26 J	ND< 1.20	1.8
Toluene	5	**8.6**	ND< 5.0	ND< 5.0	ND< 5.0	ND< 5.0	ND< 5.0	ND< 5.0	ND< 5.0	ND< 5.0	0.6	1.0	ND< 0.5	ND< 0.20	ND< 0.20	ND< 0.20	ND< 0.20	ND< 0.20
trans-1,2-Dichloroethylene	5	ND< 5.0	ND< 5.0	ND< 5.0	ND< 5.0	ND< 5.0	ND< 5.0	ND< 5.0	ND< 5.0	ND< 5.0	ND< 0.5	ND< 0.5	ND< 0.5	ND< 0.20	ND< 0.20	ND< 0.20	ND< 0.20	ND< 0.20
trans-1,3-Dichloropropylene	0.4+	*ND< 5.0*	*ND< 5.0*	*ND< 5.0*	*ND< 5.0*	*ND< 5.0*	*ND< 5.0*	*ND< 5.0*	*ND< 5.0*	*ND< 5.0*	*ND< 0.5*	*ND< 0.5*	ND< 0.5	ND< 0.20	ND< 0.20	ND< 0.20	ND< 0.20	ND< 0.20
Trichloroethylene	5	1.9 J	0.88 J	2.3 J	2.4 J	1.2 J	3.1 J	3.4 J	3.6 J	2.4 J	1.1	0.96	0.84	0.68	0.55 QL-02, J	ND< 0.20	0.22 Cal-E, J	ND< 0.20
Trichlorofluoromethane (freon 11)	5	**25**	ND< 5.0	ND< 5.0	2.5 J	ND< 5.0	ND< 5.0	ND< 5.0	0.84 J	ND< 5.0	0.72	ND< 0.5	ND< 0.5	ND< 0.20	ND< 0.20	ND< 0.20	ND< 0.20	ND< 0.20
Vinyl Chloride	2	*ND< 5.0*	*ND< 5.0*	*ND< 5.0*	*ND< 5.0*	*ND< 5.0*	*ND< 5.0*	*ND< 5.0*	*ND< 5.0*	*ND< 5.0*	ND< 0.5	ND< 0.5	0.49 J	0.22 J	ND< 0.20	ND< 0.20	ND< 0.20	ND< 0.20
Total VOC concentration	NS	176.7	25.3	105.3	64.8	57.8	45.3	55.8	81.9	36.5	34.3	41.1	16.8	7.5	6.5	4.5	0.8	3.0
Total CVOC concentration	NS	138.3	21.7	104.1	63.7	38.8	37.0	54.9	80.9	36.5	26.1	31.8	16.1	7.5	6.0	4.5	0.5	3.0
Total Petro-VOC concentration	NS	37	0	1	1	0	0	1	1	0	8	8	0	0	0	0	0	0.0
Other VOC concentration	NS	1.0	3.6	0.0	0.0	19.0	8.3	0.0	0.0	0.0	0.0	0.0	0.0	0.0	0.0	0.0	0.3	0.0

LaBella
Powered by Partnership

Table 3
Historical Groundwater Analytical Results Summary
136 Fuller Road, Albany, New York
NYSDEC BCP Site # C401055

Sample Location Sample ID: FRMW (Fuller Rd Monitoring Well)-Well ID# (approx depth to well bottom) (Screen Interval) Sample Date Lab Sample ID Groundwater Elevation (ft.)	NYSDEC TOGS Standards and Guidance Values	MW31 FRMW-MW31-X22 (15-23')			
		6/7/2022	6/21/2023	6/10/2024	6/30/2025
		22F0429-12	23F1500-11	24F0876-03	25G0131-13
		240.21	240.05	240.46	240.38
Analyte	ppb	ppb	ppb	ppb	ppb
1,1,1-Trichloroethane	5	ND< 0.20	ND< 0.20	ND< 0.20	ND< 0.266
1,1,2,2-Tetrachloroethane	5	ND< 0.20	ND< 0.20	ND< 0.20	ND< 0.256
1,1,2-Trichloro-1,2,2-trifluoroethane	5	ND< 0.20	ND< 0.20	ND< 0.20	ND< 0.286
1,1,2-Trichloroethane	1	ND< 0.20	ND< 0.20	ND< 0.20	ND< 0.249
1,1-Dichloroethane	5	ND< 0.20	ND< 0.20	ND< 0.20	ND< 0.272
1,1-Dichloroethylene	5	ND< 0.20	ND< 0.20	ND< 0.20	ND< 0.327
1,2,3-Trichlorobenzene	5	ND< 0.20	ND< 0.20	ND< 0.20	ND< 0.222
1,2,4-Trichlorobenzene	5	ND< 0.20	ND< 0.20	ND< 0.20	ND< 0.138
1,2-Dibromo-3-chloropropane	0.04	*ND< 0.20*	*ND< 0.20*	*ND< 0.20*	ND< *0.432*
1,2-Dibromoethane	0.0006	*ND< 0.20*	*ND< 0.20*	*ND< 0.20*	ND< *0.215*
1,2-Dichlorobenzene	3	ND< 0.20	ND< 0.20	ND< 0.20	ND< 0.270
1,2-Dichloroethane	0.6	ND< 0.20	ND< 0.20	ND< 0.20	ND< 0.377
1,2-Dichloropropane	3	ND< 0.20	ND< 0.20	ND< 0.20	ND< 0.327
1,3-Dichlorobenzene	3	ND< 0.20	ND< 0.20	ND< 0.20	ND< 0.283
1,4-Dichlorobenzene	5	ND< 0.20	ND< 0.20	ND< 0.20	ND< 0.311
2-Butanone	50*	ND< 0.20	ND< 0.20	ND< 0.20	ND< 0.421
2-Hexanone	50*	ND< 0.20	ND< 0.20	ND< 0.20	ND< 0.320
Methyl isobutyl ketone (4-Methyl-2-pentanone)	NS	ND< 0.20	ND< 0.20	ND< 0.20	ND< 0.365
Acetone	50*	ND< 1.0	ND< 1.0	ND< 1.0	ND< 1.340
Benzene	1	ND< 0.20	ND< 0.20	ND< 0.20	ND< 0.279
Bromochloromethane	5	ND< 0.20	ND< 0.20	ND< 0.20	ND< 0.354
Bromodichloromethane	50*	ND< 0.20	ND< 0.20	ND< 0.20	ND< 0.245
Bromoform	50*	ND< 0.20	ND< 0.20	ND< 0.20	ND< 0.163
Bromomethane	5	ND< 0.20	ND< 0.20	ND< 0.20	ND< 0.500
Carbon disulfide	60*	0.480 J,B	ND< 0.20	ND< 0.20	ND< 0.362
Carbon tetrachloride	5	ND< 0.20	ND< 0.20	ND< 0.20	ND< 0.204
Chlorobenzene	5	ND< 0.20	ND< 0.20	ND< 0.20	ND< 0.284
Chloroethane	5	ND< 0.20	ND< 0.20	ND< 0.20	ND< 0.448
Chloroform	7	ND< 0.20	ND< 0.20	ND< 0.20	ND< 0.243
Chloromethane	5	ND< 0.20	ND< 0.20	ND< 0.20	ND< 0.372
cis-1,2-Dichloroethylene	5	0.72	0.9	ND< 0.20	ND< 0.294
cis-1,3-Dichloropropylene	0.4+	ND< 0.20	ND< 0.20	ND< 0.20	ND< 0.262
Cyclohexane	NS	ND< 0.20	ND< 0.20	ND< 0.20	ND< 0.491
Dibromochloromethane	50*	ND< 0.20	ND< 0.20	ND< 0.20	ND< 0.146
Dichlorodifluoromethane	5	ND< 0.20	ND< 0.20	ND< 0.20	ND< 0.451
Ethyl Benzene	5	ND< 0.20	ND< 0.20	ND< 0.20	ND< 0.290
Isopropylbenzene	5	ND< 0.20	ND< 0.20	ND< 0.20	ND< 0.405
Methyl acetate	NS	ND< 0.20	ND< 0.20	ND< 0.20	ND< 0.442
Methyl tert-butyl ether (MTBE)	10*	ND< 0.20	ND< 0.20	ND< 0.20	ND< 0.244
Methylcyclohexane	NS	ND< 0.20	ND< 0.20	ND< 0.20	ND< 0.477
Methylene chloride	5	ND< 1.0	ND< 1.0	ND< 1.0	ND< 0.397
o-Xylene	5	ND< 0.20	ND< 0.20	ND< 0.20	ND< 0.261
p- & m- Xylenes	5	ND< 0.50	ND< 0.50	ND< 0.50	ND< 0.578
Styrene	5	ND< 0.20	ND< 0.20	ND< 0.20	ND< 0.255
Tetrachloroethylene	5	ND< 0.20	0.72	ND< 0.20	0.55
Toluene	5	ND< 0.20	ND< 0.20	ND< 0.20	ND< 0.346
trans-1,2-Dichloroethylene	5	ND< 0.20	ND< 0.20	ND< 0.20	ND< 0.279
trans-1,3-Dichloropropylene	0.4+	ND< 0.20	ND< 0.20	ND< 0.20	ND< 0.229
Trichloroethylene	5	0.20 J	0.44 J	ND< 0.20	ND< 0.249
Trichlorofluoromethane (freon 11)	5	ND< 0.20	ND< 0.20	ND< 0.20	ND< 0.337
Vinyl Chloride	2	ND< 0.20	ND< 0.20	ND< 0.20	ND< 0.469
Total VOC concentration	NS	1.4	2.1	0.0	0.55
Total CVOC concentration	NS	0.9	2.1	0.0	0.550
Total Petro-VOC concentration	NS	0.0	0.0	0.0	0.0
Other VOC concentration	NS	0.5	0.0	0.0	0.0

LaBella
Powered by Partnership

Table 3
Historical Groundwater Analytical Results Summary
136 Fuller Road, Albany, New York
NYSDEC BCP Site # C401055

Sample Location / Sample ID: FRMW (Fuller Rd Monitoring Well)-Well ID# (approx. depth to well bottom) (Screen Interval)	NYSDEC TOGS Standards and Guidance Values	MW8																			
		FRMW-MW8 X25 (15-25')																			
Sample Date		07/02/05	5/31/2011	7/21/2011	9/29/2011	12/13/2011	2/22/2012	4/30/2012	6/27/2012	9/25/2012	12/19/2012	3/14/2013	6/12/2013	9/17/2013	11/19/2013	3/26/2014	6/12/2014	9/16/2014	12/15/2014	3/17/2015	6/25/2015
Lab Sample ID		10G0511-06	11F0120-01	11G0750-01	11J0038-01	11L0632-01	12B0883-01	12E0113-03	12F0976-01	12I0945-03	12L0807-03	13C0516-03	13F0453-03	13I0664-07	13K0803-07	---	14F0651-03	14I0784-02	14L0667-06	15C0563-02	15F1052-13
Groundwater Elevation (ft.)		240.11	N/A	241.30	242.38	242.00	241.42	240.98	240.96	239.39	239.56	239.64	240.09	239.89	239.65	---	240.24	239.13	238.85	239.64	239.16
Analyte	ppb	ppb	ppb	ppb	ppb	ppb	ppb	ppb	ppb	ppb	ppb	ppb	ppb	ppb	ppb	ppb	ppb	ppb	ppb	ppb	ppb
1,1,1-Trichloroethane	5	1.6 J	ND< 5.0	ND< 5.0	ND< 5.0	ND< 5.0	ND< 5.0	ND< 5.0	ND< 5.0	ND< 5.0	ND< 5.0	ND< 5.0	ND 5.0	ND 5.0	ND< 5		ND< 0.5	ND< 0.5	ND< 0.5	ND< 0.5	ND< 0.5
1,1,2,2-Tetrachloroethane	5	ND< 5.0	ND< 5.0	ND< 5.0	ND< 5.0	ND< 5.0	ND< 5.0	ND< 5.0	ND< 5.0	ND< 5.0	ND< 5.0	ND< 5.0	ND 5.0	ND 5.0	ND< 5		ND< 0.5	ND< 0.5	ND< 0.5	ND< 0.5	ND< 0.5
1,1,2-Trichloro-1,2,2-trifluoroethane	5	ND< 5.0	ND< 5.0	ND< 5.0	ND< 5.0	ND< 5.0	ND< 5.0	ND< 5.0	ND< 5.0	ND< 5.0	ND< 5.0	ND< 5.0	ND 5.0	ND 5.0	ND< 5		ND< 0.5	ND< 0.5	ND< 0.5	ND< 0.5	ND< 0.5
1,1,2-Trichloroethane	1	*ND< 5.0*	*ND< 5.0*	*ND< 5.0*	*ND< 5.0*	*ND< 5.0*	*ND< 5.0*	*ND< 5.0*	*ND< 5.0*	*ND< 5.0*	*ND< 5.0*	*ND< 5.0*	*ND 5.0*	*ND 5.0*	ND< *5*		ND< 0.5	ND< 0.5	ND< 0.5	ND< 0.5	ND< 0.5
1,1-Dichloroethane	5	1.5 J	ND< 5.0	ND< 5.0	ND< 5.0	ND< 5.0	ND< 5.0	ND< 5.0	ND< 5.0	ND< 5.0	ND< 5.0	ND< 5.0	ND 5.0	ND 5.0	ND< 5		ND< 0.5	ND< 0.5	ND< 0.5	ND< 0.5	ND< 0.5
1,1-Dichloroethylene	5	ND< 5.0	ND< 5.0	ND< 5.0	ND< 5.0	ND< 5.0	ND< 5.0	ND< 5.0	ND< 5.0	ND< 5.0	ND< 5.0	ND< 5.0	ND 5.0	ND 5.0	ND< 5		ND< 0.5	ND< 0.5	ND< 0.5	ND< 0.5	ND< 0.5
1,2,3-Trichlorobenzene	5	na	na	na	na	na	na	na	na	na	na	na	na	na	na		ND< 0.5	ND< 0.5	ND< 0.5	ND< 0.5	ND< 0.5
1,2,4-Trichlorobenzene	5	ND< 5.0	ND< 10	ND< 10	ND< 10	ND< 10	ND< 10	ND< 10	ND< 10	ND< 10	ND< 10	ND< 10	ND 10	ND 10	ND< 10		ND< 0.5	ND< 0.5	ND< 0.5	ND< 0.5	ND< 0.5
1,2-Dibromo-3-chloropropane	0.04	*ND< 5.0*	*ND< 10*	*ND< 10*	*ND< 10*	*ND< 10*	*ND< 10*	*ND< 10*	*ND< 10*	*ND< 10*	*ND< 10*	*ND< 10*	*ND 10*	*ND 10*	*ND< 10*		*ND< 0.5*	*ND< 2*	*ND< 0.5*	ND< 0.5	*ND< 0.5*
1,2-Dibromoethane	0.0006	*ND< 5.0*	*ND< 5.0*	*ND< 5.0*	*ND< 5.0*	*ND< 5.0*	*ND< 5.0*	*ND< 5.0*	*ND< 5.0*	*ND< 5.0*	*ND< 5.0*	*ND< 5.0*	*ND 5.0*	*ND 5.0*	ND< *5*		*ND< 0.5*	*ND< 0.5*	*ND< 0.5*	ND< 0.5	*ND< 0.5*
1,2-Dichlorobenzene	3	*na*	*na*	*na*	*na*	*na*	*na*	*na*	*na*	*na*	*na*	*na*	*na*	*na*	*na*		*0.20 J*	ND< 0.5	ND< 0.5	ND< 0.5	ND< 0.5
1,2-Dichloroethane	0.6	*ND< 5.0*	*ND< 5.0*	*ND< 5.0*	*ND< 5.0*	*ND< 5.0*	*ND< 5.0*	*ND< 5.0*	*ND< 5.0*	*ND< 5.0*	*ND< 5.0*	*ND< 5.0*	*ND 5.0*	*ND 5.0*	ND< *5*		ND< 0.5	ND< 0.5	ND< 0.5	ND< 0.5	ND< 0.5
1,2-Dichloropropane	1	*ND< 5.0*	*ND< 5.0*	*ND< 5.0*	*ND< 5.0*	*ND< 5.0*	*ND< 5.0*	*ND< 5.0*	*ND< 5.0*	*ND< 5.0*	*ND< 5.0*	*ND< 5.0*	*ND 5.0*	*ND 5.0*	ND< *5*		ND< *0.5*	ND< 0.5	ND< 0.5	ND< 0.5	ND< 0.5
1,3-Dichlorobenzene	3	na	na	na	na	na	na	na	na	na	na	na	na	na	na		ND< *0.5*	ND< 0.5	ND< 0.5	ND< 0.5	ND< 0.5
1,4-Dichlorobenzene	3	na	na	na	na	na	na	na	na	na	na	na	na	na	na		ND< *0.5*	ND< 0.5	ND< 0.5	ND< 0.5	ND< 0.5
2-Butanone	50*	ND< 5.0	ND< 10	ND< 10	ND< 10	ND< 10	ND< 10	ND< 10	ND< 10	ND< 10	ND< 10	ND< 10	ND< 10	ND< 10	ND< 10		ND< *0.5*	ND< 2	ND< 0.5	ND< 0.5	0.25 J
2-Hexanone	50*	ND< 5.0	ND< 5.0	ND< 5.0	ND< 5.0	ND< 5.0	ND< 5.0	ND< 5.0	ND< 5.0	ND< 5.0	ND< 5.0	ND< 5.0	ND< 5.0	ND< 5.0	ND< 5		ND< *0.5*	ND< 0.5	ND< 0.5	ND< 0.5	ND< 0.5
Methyl isobutyl ketone (4-Methyl-2-pentanone)	NS	ND< 10	ND< 10	ND< 10	ND< 10	ND< 10	ND< 10	ND< 10	ND< 10	ND< 10	ND< 10	ND< 10	ND< 10	ND< 10	ND< 10		ND< *0.5*	ND< 0.5	ND< 0.5	ND< 0.5	ND< 0.5
Acetone	50*	ND< 10 J	ND< 10	ND< 10	ND< 10	ND< 10	ND< 10	ND< 10	ND< 10	ND< 10	ND< 10	6.7 J	ND< 10	ND< 10	ND< 10		ND< 2.0	ND< 2	ND< 2	ND< 2	ND< 2
Benzene	1	*ND< 5.0*	*ND< 5.0*	*ND< 5.0*	*ND< 5.0*	*ND< 5.0*	*ND< 5.0*	*ND< 5.0*	*ND< 5.0*	*ND< 5.0*	*ND< 5.0*	*ND< 5.0*	*ND< 5.0*	*ND< 5.0*	ND< *5*		ND< 0.5	ND< 0.5	ND< 0.5	ND< 0.5	ND< 0.5
Bromochloromethane	5	na	na	na	na	na	na	na	na	na	na	na	na	na	na		ND< 0.5	ND< 0.5	ND< 0.5	ND< 0.5	ND< 0.5
Bromodichloromethane	50*	ND< 5.0	ND< 5.0	ND< 5.0	ND< 5.0	ND< 5.0	ND< 5.0	ND< 5.0	ND< 5.0	ND< 5.0	ND< 5.0	ND< 5.0	ND< 5.0	ND< 5.0	ND< 5		ND< 0.5	ND< 0.5	ND< 0.5	ND< 0.5	ND< 0.5
Bromoform	50*	ND< 5.0	ND< 5.0	ND< 5.0	ND< 5.0	ND< 5.0	ND< 5.0	ND< 5.0	ND< 5.0	ND< 5.0	ND< 5.0	ND< 5.0	ND< 5.0	ND< 5.0	ND< 5		ND< 0.5	ND< 0.5	ND< 0.5	ND< 0.5	ND< 0.5
Bromomethane	5	ND< 5.0	ND< 5.0	ND< 5.0	ND< 5.0	ND< 5.0	ND< 5.0	ND< 5.0	ND< 5.0	ND< 5.0	ND< 5.0	ND< 5.0	ND< 5.0	ND< 5.0	ND< 5		ND< 0.5	ND< 0.5	ND< 0.5	ND< 0.5	ND< 0.5
Carbon disulfide	60*	ND< 5.0	ND< 5.0	ND< 5.0	ND< 5.0	ND< 5.0	ND< 5.0	ND< 5.0	ND< 5.0	ND< 5.0	ND< 5.0	ND< 5.0	ND< 5.0	ND< 5.0	ND< 5		ND< 0.5	ND< 0.5	ND< 0.5	ND< 0.5	ND< 0.5
Carbon tetrachloride	5	ND< 5.0	ND< 5.0	ND< 5.0	ND< 5.0	ND< 5.0	ND< 5.0	ND< 5.0	ND< 5.0	ND< 5.0	ND< 5.0	ND< 5.0	ND< 5.0	ND< 5.0	ND< 5	Well inaccessible	ND< 0.5	ND< 0.5	ND< 0.5	ND< 0.5	ND< 0.5
Chlorobenzene	5	ND< 5.0	ND< 5.0	ND< 5.0	ND< 5.0	ND< 5.0	ND< 5.0	ND< 5.0	ND< 5.0	ND< 5.0	ND< 5.0	ND< 5.0	ND< 5.0	ND< 5.0	ND< 5		ND< 0.5	ND< 0.5	ND< 0.5	ND< 0.5	ND< 0.5
Chloroethane	5	ND< 5.0	ND< 5.0	ND< 5.0	ND< 5.0	ND< 5.0	ND< 5.0	ND< 5.0	ND< 5.0	ND< 5.0	ND< 5.0	ND< 5.0	ND< 5.0	ND< 5.0	ND< 5		ND< 0.5	ND< 0.5	ND< 0.5	ND< 0.5	ND< 0.5
Chloroform	7	ND< 5.0	ND< 5.0	ND< 5.0	ND< 5.0	ND< 5.0	ND< 5.0	ND< 5.0	ND< 5.0	ND< 5.0	ND< 5.0	ND< 5.0	ND< 5.0	ND< 5.0	ND< 5		ND< 0.5	ND< 0.5	ND< 0.5	ND< 0.5	ND< 0.5
Chloromethane	5	ND< 5.0	ND< 5.0	ND< 5.0	ND< 5.0	ND< 5.0	ND< 5.0	ND< 5.0	ND< 5.0	ND< 5.0	ND< 5.0	ND< 5.0	ND< 5.0	ND< 5.0	ND< 5		ND< 0.5	ND< 0.5	ND< 0.5	ND< 0.5	ND< 0.5
cis-1,2-Dichloroethylene	5	ND< 5.0	ND< 5.0	ND< 5.0	ND< 5.0	ND< 5.0	ND< 5.0	ND< 5.0	ND< 5.0	ND< 5.0	ND< 5.0	ND< 5.0	ND< 5.0	ND< 5.0	ND< 5		ND< 0.5	ND< 0.5	0.39 J	ND< 0.5	ND< 0.5
cis-1,3-Dichloropropylene	0.4[^]	*ND< 5.0*	*ND< 5.0*	*ND< 5.0*	*ND< 5.0*	*ND< 5.0*	*ND< 5.0*	*ND< 5.0*	*ND< 5.0*	*ND< 5.0*	*ND< 5.0*	*ND< 5.0*	*ND< 5.0*	*ND< 5.0*	ND< *5*		*ND< 0.5*	*ND< 0.5*	*ND< 0.5*	ND< 0.5	*ND< 0.5*
Cyclohexane	NS	*na*	*na*	*na*	*na*	*na*	*na*	*na*	*na*	*na*	*na*	*na*	*na*	*na*	*na*		ND< 0.5	ND< 0.5	ND< 0.5	ND< 0.5	ND< 0.5
Dibromochloromethane	50*	ND< 5.0	ND< 5.0	ND< 5.0	ND< 5.0	ND< 5.0	ND< 5.0	ND< 5.0	ND< 5.0	ND< 5.0	ND< 5.0	ND< 5.0	ND< 5.0	ND< 5.0	ND< 5		ND< 0.5	ND< 0.5	ND< 0.5	ND< 0.5	ND< 0.5
Dichlorodifluoromethane	5	2.8 J	ND< 5.0	ND< 5.0	ND< 5.0	ND< 5.0	ND< 5.0	ND< 5.0	ND< 5.0	ND< 5.0	ND< 5.0	ND< 5.0	ND< 5.0	ND< 5.0	ND< 5		ND< 0.5	ND< 0.5	ND< 0.5	ND< 0.5	ND< 0.5
Ethyl Benzene	5	ND< 5.0	ND< 5.0	ND< 5.0	ND< 5.0	ND< 5.0	ND< 5.0	ND< 5.0	ND< 5.0	ND< 5.0	ND< 5.0	ND< 5.0	ND< 5.0	ND< 5.0	ND< 5		ND< 0.5	ND< 0.5	ND< 0.5	ND< 0.5	ND< 0.5
Isopropylbenzene	5	ND< 5.0	ND< 5.0	ND< 5.0	ND< 5.0	ND< 5.0	ND< 5.0	ND< 5.0	ND< 5.0	ND< 5.0	ND< 5.0	ND< 5.0	ND< 5.0	ND< 5.0	ND< 5		ND< 0.5	ND< 0.5	ND< 0.5	ND< 0.5	ND< 0.5
Methyl acetate	NS	na	na	na	na	na	na	na	na	na	na	na	na	na	na		ND< 0.5	ND< 0.5	ND< 0.5	ND< 2	ND< 0.5
Methyl tert-butyl ether (MTBE)	10*	ND< 5.0	ND< 5.0	ND< 5.0	ND< 5.0	ND< 5.0	ND< 5.0	ND< 5.0	ND< 5.0	ND< 5.0	ND< 5.0	ND< 5.0	ND< 5.0	ND< 5.0	ND< 5		ND< 0.5	ND< 0.5	ND< 0.5	ND< 0.5	ND< 0.5
Methylcyclohexane	NS	na	na	na	na	na	na	na	na	na	na	na	na	na	na		ND< 0.5	ND< 0.5	ND< 0.5	ND< 0.5	ND< 0.5
Methylene chloride	5	ND< 5.8	ND< 10	ND< 10	2.3	ND< 10	2.7 J,B	3.4 J,B	ND< 10	2.6 J,B	ND< 10	4.5 J	ND< 10	ND< 10	ND< 10		ND< 2.0	ND< 2	1.2 J	ND< 2	ND< 2
o-Xylene	5	ND< 5.0	ND< 5.0	ND< 5.0	ND< 5.0	ND< 5.0	ND< 5.0	ND< 5.0	ND< 5.0	ND< 5.0	ND< 5.0	ND< 5.0	ND< 5.0	ND< 5.0	ND< 5		ND< 0.5	ND< 0.5	ND< 0.5	ND< 0.65	ND< 0.5
p- & m- Xylenes	5	ND< 10	ND< 10	ND< 10	ND< 10	ND< 10	ND< 10	ND< 10	ND< 10	ND< 10	ND< 10	ND< 10	ND< 10	ND< 10	ND< 10		ND< 1.0	ND< 1	ND< 1	ND< 1	ND< 1
Styrene	5	ND< 5.0	ND< 5.0	ND< 5.0	ND< 5.0	ND< 5.0	ND< 5.0	ND< 5.0	ND< 5.0	ND< 5.0	ND< 5.0	ND< 5.0	ND< 5.0	ND< 5.0	ND< 5		ND< 0.5	ND< 0.5	ND< 0.5	ND< 0.5	ND< 0.5
Tetrachloroethylene	5	ND< 5.0	ND< 5.0	ND< 5.0	ND< 5.0	ND< 5.0	ND< 5.0	ND< 5.0	ND< 5.0	ND< 5.0	ND< 5.0	ND< 5.0	ND< 5.0	ND< 5.0	ND< 5		ND< 0.5	ND< 0.5	ND< 0.5	ND< 0.5	ND< 0.5
Toluene	5	ND< 5.0	ND< 5.0	ND< 5.0	ND< 5.0	ND< 5.0	ND< 5.0	ND< 5.0	ND< 5.0	ND< 5.0	ND< 5.0	ND< 5.0	ND< 5.0	ND< 5.0	ND< 5		ND< 0.5	ND< 0.5	ND< 0.5	ND< 0.5	ND< 0.5
trans-1,2-Dichloroethylene	5	ND< 5.0	ND< 5.0	ND< 5.0	ND< 5.0	ND< 5.0	ND< 5.0	ND< 5.0	ND< 5.0	ND< 5.0	ND< 5.0	ND< 5.0	ND< 5.0	ND< 5.0	ND< 5		ND< 0.5	ND< 0.5	ND< 0.5	ND< 0.5	ND< 0.5
trans-1,3-Dichloropropylene	0.4[^]	*ND< 5.0*	*ND< 5.0*	*ND< 5.0*	*ND< 5.0*	*ND< 5.0*	*ND< 5.0*	*ND< 5.0*	*ND< 5.0*	*ND< 5.0*	*ND< 5.0*	*ND< 5.0*	*ND< 5.0*	*ND< 5.0*	ND< *5*		*ND< 0.5*	*ND< 0.5*	*ND< 0.5*	ND< 0.5	*ND< 0.5*
Trichloroethylene	5	ND< 5.0	ND< 5.0	ND< 5.0	ND< 5.0	ND< 5.0	ND< 5.0	ND< 5.0	ND< 5.0	ND< 5.0	ND< 5.0	ND< 5.0	ND< 5.0	ND< 5.0	ND< 5		ND< 0.5	ND< 0.5	ND< 0.5	ND< 0.5	ND< 0.5
Trichlorofluoromethane (freon 11)	5	4.2 J	ND< 5.0	ND< 5.0	ND< 5.0	1.4 J	ND< 5.0	ND< 5.0	ND< 5.0	ND< 5.0	ND< 5.0	ND< 5.0	ND< 5.0	ND< 5.0	ND< 5		ND< 0.5	ND< 0.5	ND< 0.5	ND< 0.5	ND< 0.5
Vinyl Chloride	2	*ND< 5.0*	*ND< 5.0*	*ND< 5.0*	*ND< 5.0*	*ND< 5.0*	*ND< 5.0*	*ND< 5.0*	*ND< 5.0*	*ND< 5.0*	*ND< 5.0*	*ND< 5.0*	*ND< 5.0*	*ND< 5.0*	ND< *5*		ND< 0.5	ND< 0.5	ND< 0.5	ND< 0.5	ND< 0.5
Total VOC concentration	NS	10.1	0.0	0.0	2.3	1.4	2.7	3.4	0.0	2.6	0.0	11.2	0.0	0.0	0.0	0.0	0.2	0.0	1.6	0.0	0.25
Total CVOC concentration	NS	10.1	0.0	0.0	2.3	1.4	2.7	3.4	0.0	2.6	0.0	4.5	0.0	0.0	0.0	0.0	0.2	0.0	1.6	0.0	0.00
Total Petro-VOC concentration	NS	0	0	0	0.0	0.0	0.0	0.0	0.0	0.0	0.0	0.0	0.0	0.0	0.0	0.0	0.0	0.0	0.0	0.0	0.00
Other VOC concentration	NS	0	0	0	0.00	0.00	0.00	0.00	0.00	0.00	0.00	6.70	0.00	0.00	0.00	0.00	0.00	0.00	0.00	0.00	0.25

LaBella
Powered by partnership.

Table 3
Historical Groundwater Analytical Results Summary
136 Fuller Road, Albany, New York
NYSDEC BCP Site # C401055

Sample Location Sample ID: FRMW (Fuller Rd Monitoring Well)-Well ID# (approx. depth to well bottom) (Screen Interval) Sample Date Lab Sample ID Groundwater Elevation (ft.)	NYSDEC TOGS Standards and Guidance Values	MW8 FRMW-MW8-X25 (15-25')			
		9/16/2015	11/30/2015	3/3/2016	5/26/2016
		15I0617-06	15L0018-06	16C0192-07	16E1165-11
		238.40	239.03	239.50	239.62
Analyte	ppb	ppb	ppb	ppb	ppb
1,1,1-Trichloroethane	5	ND< 0.2	ND< 0.2	ND< 0.2	ND< 0.5
1,1,2,2-Tetrachloroethane	5	ND< 0.2	ND< 0.2	ND< 0.2	ND< 0.5
1,1,2-Trichloro-1,2,2-trifluoroethane	5	ND< 0.2	ND< 0.2	ND< 0.2	ND< 0.5
1,1,2-Trichloroethane	1	ND< 0.2	ND< 0.2	ND< 0.2	ND< 0.5
1,1-Dichloroethane	5	ND< 0.2	ND< 0.2	ND< 0.2	ND< 0.5
1,1-Dichloroethylene	5	ND< 0.2	ND< 0.2	ND< 0.2	ND< 0.5
1,2,3-Trichlorobenzene	5	ND< 0.2	ND< 0.2	ND< 0.2	ND< 0.5
1,2,4-Trichlorobenzene	5	ND< 0.2	ND< 0.2	ND< 0.2	ND< 0.5
1,2-Dibromo-3-chloropropane	0.04	*ND< 0.2*	*ND< 0.2*	*ND< 0.2*	*ND< 0.5*
1,2-Dibromoethane	0.0006	*ND< 0.2*	*ND< 0.2*	*ND< 0.2*	*ND< 0.5*
1,2-Dichlorobenzene	3	ND< 0.2	ND< 0.2	ND< 0.2	ND< 0.5
1,2-Dichloroethane	0.6	ND< 0.2	ND< 0.2	ND< 0.2	ND< 0.5
1,2-Dichloropropane	1	ND< 0.2	ND< 0.2	ND< 0.2	ND< 0.5
1,3-Dichlorobenzene	3	ND< 0.2	ND< 0.2	ND< 0.2	ND< 0.5
1,4-Dichlorobenzene	3	ND< 0.2	ND< 0.2	ND< 0.2	ND< 0.5
2-Butanone	50*	ND< 0.2	ND< 0.2	ND< 0.8	ND< 0.5
2-Hexanone	50*	ND< 0.2	ND< 0.2	ND< 0.2	ND< 0.5
Methyl isobutyl ketone (4-Methyl-2-pentanone)	NS	ND< 0.2	ND< 0.2	ND< 0.2	ND< 0.5
Acetone	50*	ND< 1	ND< 1	ND< 1	1.2 SCAL-E,J
Benzene	1	ND< 0.2	ND< 0.2	ND< 0.2	ND< 0.5
Bromochloromethane	5	ND< 0.2	ND< 0.2	ND< 0.2	ND< 0.5
Bromodichloromethane	50*	ND< 0.2	ND< 0.2	ND< 0.2	ND< 0.5
Bromoform	50*	ND< 0.2	ND< 0.2	ND< 0.2	ND< 0.5
Bromomethane	5	0.54 J	ND< 0.2	ND< 0.2	ND< 0.5
Carbon disulfide	60*	ND< 0.2	ND< 0.2	ND< 0.2	ND< 0.5
Carbon tetrachloride	5	ND< 0.2	ND< 0.2	ND< 0.2	ND< 0.5
Chlorobenzene	5	ND< 0.2	ND< 0.2	ND< 0.2	ND< 0.5
Chloroethane	5	ND< 0.2	ND< 0.2	ND< 0.2	*ND< 0.5*
Chloroform	7	ND< 0.2	ND< 0.2	ND< 0.2	*ND< 0.5*
Chloromethane	5	ND< 0.2	ND< 0.2	ND< 0.2	ND< 0.5
cis-1,2-Dichloroethylene	5	0.29 J	ND< 0.2	0.38 J	ND< 0.5
cis-1,3-Dichloropropylene	0.4+	*ND< 0.2*	*ND< 0.2*	*ND< 0.2*	ND< 0.5
Cyclohexane	NS	ND< 0.2	ND< 0.2	ND< 0.2	ND< 0.5
Dibromochloromethane	50*	ND< 0.2	ND< 0.2	ND< 0.2	ND< 0.5
Dichlorodifluoromethane	5	0.32 J	ND< 0.2	0.5	ND< 0.5
Ethyl Benzene	5	ND< 0.2	ND< 0.2	ND< 0.2	ND< 0.5
Isopropylbenzene	5	ND< 0.2	ND< 0.2	ND< 0.2	ND< 0.5
Methyl acetate	NS	ND< 0.2	ND< 0.2	ND< 0.2	ND< 0.5
Methyl tert-butyl ether (MTBE)	10*	ND< 0.2	ND< 0.2	ND< 0.2	ND< 0.5
Methylcyclohexane	NS	ND< 0.2	ND< 0.2	ND< 0.2	ND< 0.5
Methylene chloride	5	ND< 1	ND< 1	ND< 1	ND< 2
o-Xylene	5	ND< 0.2	ND< 0.2	ND< 0.2	ND< 0.5
p- & m- Xylenes	5	ND< 0.5	ND< 0.5	ND< 0.5	ND< 1
Styrene	5	ND< 0.2	ND< 0.2	ND< 0.2	ND< 0.5
Tetrachloroethylene	5	ND< 0.2	ND< 0.2	ND< 0.2	ND< 0.5
Toluene	5	ND< 0.2	ND< 0.2	ND< 0.2	ND< 0.5
trans-1,2-Dichloroethylene	5	ND< 0.2	ND< 0.2	ND< 0.2	ND< 0.5
trans-1,3-Dichloropropylene	0.4+	*ND< 0.2*	*ND< 0.2*	*ND< 0.2*	*ND< 0.5*
Trichloroethylene	5	ND< 0.2	ND< 0.2	ND< 0.2	ND< 0.5
Trichlorofluoromethane (freon 11)	5	0.27 J	ND< 0.2	0.33 J	ND< 0.5
Vinyl Chloride	2	ND< 0.2	ND< 0.2	ND< 0.2	ND< 0.5
Total VOC concentration	NS	1.42	0.00	1.21	1.2
Total CVOC concentration	NS	0.88	0.00	1.21	0.0
Total Petro-VOC concentration	NS	0.00	0.00	0.00	0.0
Other VOC concentration	NS	0.54	0.00	0.00	1.2

LaBella
Powered by partnership.

Table 3
Historical Groundwater Analytical Results Summary
136 Fuller Road, Albany, New York
NYSDEC BCP Site # C401055

Sample Location Sample ID: FRMW (Fuller Rd Monitoring Well)-Well ID# (approx depth to well bottom) (Screen Interval) Sample Date Lab Sample ID Groundwater Elevation (ft.)	NYSDEC TOGS Standards and Guidance Values	MW17 FRMW-MW17-X18 (8-18')												
		07/15/10	09/30/11	12/13/11	02/22/12	04/30/12	06/27/12	09/25/12	12/19/12	03/14/13	06/12/14	06/25/15	05/26/16	6/30/2025
		10G0511-03	11J0038-13	11L0633-04	12B0883-10	12E0113-05	12F0976-11	12I0945-06	12L0807-06	12C0516-05	14F0651-07	15F1052-06	16E1165-03	25G0131-07
		238.16	239.61	239.32	238.93	238.55	238.75	237.48	237.25	237.51	238.14	237.35	237.12	239.30
Analyte	ppb	ppb	ppb	ppb	ppb	ppb	ppb	ppb	ppb	ppb	ppb	ppb	ppb	ppb
1,1,1-Trichloroethane	5	1.5 J	1.1 J	ND< 5.0	ND< 5.0	ND< 5.0	ND< 5.0	0.36 J	ND< 5.0	ND< 5.0	0.43 J	0.89	2.9	0.310 J
1,1,2,2-Tetrachloroethane	5	ND< 5.0	ND< 5.0	ND< 5.0	ND< 5.0	ND< 5.0	ND< 5.0	ND< 5.0	ND< 5.0	ND< 5.0	ND< 0.5	ND< 0.5	ND< 0.5	ND< 0.256
1,1,2-Trichloro-1,2,2-trifluoroethane	5	ND< 5.0	ND< 5.0	ND< 5.0	ND< 5.0	ND< 5.0	ND< 5.0	ND< 5.0	ND< 5.0	ND< 5.0	ND< 0.5	ND< 0.5	ND< 0.5	ND< 0.286
1,1,2-Trichloroethane	1	*ND< 5.0*	*ND< 5.0*	*ND< 5.0*	*ND< 5.0*	*ND< 5.0*	*ND< 5.0*	*ND< 5.0*	*ND< 5.0*	*ND< 5.0*	ND< 0.5	ND< 0.5	ND< 0.5	ND< 0.249
1,1-Dichloroethane	5	0.84 J	ND< 5.0	0.77 J	ND< 5.0	ND< 5.0	ND< 5.0	0.57 J	ND< 5.0	ND< 5.0	0.51	0.91	1.9	ND< 0.272
1,1-Dichloroethylene	5	ND< 5.0	ND< 5.0	ND< 5.0	ND< 5.0	ND< 5.0	ND< 5.0	ND< 5.0	ND< 5.0	ND< 5.0	ND< 0.5	ND< 0.5	ND< 0.5	ND< 0.327
1,2,3-Trichlorobenzene	5	na	na	na	na	na	na	na	na	na	ND< 0.5	ND< 0.5	ND< 0.5	ND< 0.222
1,2,4-Trichlorobenzene	5	ND< *10*	*ND< 10*	*ND< 10*	*ND< 10*	*ND< 10*	*ND< 10*	*ND< 10*	*ND< 10*	*ND< 10*	ND< 0.5	ND< 0.5	ND< 0.5	ND< 0.138
1,2,4-Trimethylbenzene	5	NA	NA	NA	NA	NA	NA	ND< 5.0	ND< 5.0	ND< 5.0	ND< 0.5	na	na	ND< 0.432
1,2-Dibromo-3-chloropropane	0.04	*ND< 10*	*ND< 10*	*ND< 10*	*ND< 10*	*ND< 10*	*ND< 10*	*ND< 10*	*ND< 10*	*ND< 10*	*ND< 0.5*	*ND< 0.5*	*ND< 0.5*	*ND< 0.432*
1,2-Dibromoethane	0.0006	*ND< 5.0*	*ND< 5.0*	*ND< 5.0*	*ND< 5.0*	*ND< 5.0*	*ND< 5.0*	*ND< 5.0*	*ND< 5.0*	*ND< 5.0*	*ND< 0.5*	*ND< 0.5*	*ND< 0.5*	*ND< 0.215*
1,2-Dichlorobenzene	3	na	na	na	na	na	na	na	na	na	ND< 0.5	0.52	0.29 J	0.63
1,2-Dichloroethane	0.6	*ND< 5.0*	*ND< 5.0*	*ND< 5.0*	*ND< 5.0*	*ND< 5.0*	*ND< 5.0*	*ND< 5.0*	*ND< 5.0*	*ND< 5.0*	ND< 0.5	ND< 0.5	ND< 0.5	ND< 0.377
1,2-Dichloropropane	1	*ND< 5.0*	*ND< 5.0*	*ND< 5.0*	*ND< 5.0*	*ND< 5.0*	*ND< 5.0*	*ND< 5.0*	*ND< 5.0*	*ND< 5.0*	ND< 0.5	ND< 0.5	ND< 0.5	ND< 0.327
1,3,5-Trimethylbenzene	5	NA	NA	NA	NA	NA	NA	ND< 5.0	ND< 5.0	ND< 5.0	ND< 0.5			ND< 0.283
1,3-Dichlorobenzene	3	na	na	na	na	na	na	na	na	na	ND< 0.5	ND< 0.5	ND< 0.5	ND< 0.283
1,4-Dichlorobenzene	3	na	na	na	na	na	na	na	na	na	ND< 0.5	ND< 0.5	ND< 0.5	ND< 0.311
2-Butanone	50*	ND< 5.0	ND< 10	ND< 10	ND< 10	ND< 10	ND< 10	ND< 10	ND< 10	ND< 10	ND< 0.5	ND< 0.5	ND< 0.5	ND< 0.421
2-Hexanone	50*	ND< 5.0	ND< 5.0	ND< 5.0	ND< 5.0	ND< 5.0	ND< 5.0	ND< 5.0	ND< 5.0	ND< 5.0	ND< 0.5	ND< 0.5	ND< 0.5	ND< 0.320
Methyl isobutyl ketone (4-Methyl-2-pentanone)	NS	ND< 3.3 J	ND< 10	ND< 10	ND< 10	ND< 10	ND< 10	ND< 10	ND< 10	ND< 10	ND< 0.5	ND< 0.5	ND< 0.5	ND< 0.365
Acetone	50*	ND< 5.0	4.6 J,B	ND< 10	ND< 10	4.3 J,B	5.9 J	ND< 10	ND< 10	ND< 10	ND< 2.0	ND< 2	1.1 SCAL-E,J	3.01 B
Benzene	1	*ND< 5.0*	*ND< 5.0*	*ND< 5.0*	*ND< 5.0*	*ND< 5.0*	*ND< 5.0*	*ND< 5.0*	*ND< 5.0*	*ND< 5.0*	ND< 0.5	ND< 0.5	ND< 0.5	ND< 0.279
Bromochloromethane	5	na	na	na	na	na	na	na	na	na	ND< 0.5	ND< 0.5	ND< 0.5	ND< 0.354
Bromodichloromethane	50*	ND< 5.0	ND< 5.0	ND< 5.0	ND< 5.0	ND< 5.0	ND< 5.0	ND< 5.0	ND< 5.0	ND< 5.0	ND< 0.5	ND< 0.5	ND< 0.5	ND< 0.245
Bromoform	50*	ND< 5.0	ND< 5.0	ND< 5.0	ND< 5.0	ND< 5.0	ND< 5.0	ND< 5.0	ND< 5.0	ND< 5.0	ND< 0.5	ND< 0.5	ND< 0.5	ND< 0.163
Bromomethane	5	ND< 5.0	ND< 5.0	ND< 5.0	ND< 5.0	ND< 5.0	ND< 5.0	ND< 5.0	ND< 5.0	ND< 5.0	ND< 0.5	ND< 0.5	ND< 0.5	ND< 0.500
Carbon disulfide	60*	ND< 5.0	ND< 5.0	ND< 5.0	ND< 5.0	ND< 5.0	ND< 5.0	ND< 5.0	ND< 5.0	ND< 5.0	ND< 0.5	ND< 0.5	ND< 0.5	ND< 0.362
Carbon tetrachloride	5	ND< 5.0	ND< 5.0	ND< 5.0	ND< 5.0	ND< 5.0	ND< 5.0	ND< 5.0	ND< 5.0	ND< 5.0	ND< 0.5	ND< 0.5	ND< 0.5	ND< 0.204
Chlorobenzene	5	ND< 5.0	ND< 5.0	ND< 5.0	ND< 5.0	ND< 5.0	ND< 5.0	ND< 5.0	ND< 5.0	ND< 5.0	ND< 0.5	ND< 0.5	ND< 0.5	ND< 0.284
Chloroethane	5	ND< 5.0	ND< 5.0	ND< 5.0	ND< 5.0	ND< 5.0	ND< 5.0	ND< 5.0	ND< 5.0	ND< 5.0	ND< 0.5	ND< 0.5	ND< 0.5	ND< 0.448
Chloroform	7	ND< 5.0	ND< 5.0	ND< 5.0	ND< 5.0	ND< 5.0	ND< 5.0	ND< 5.0	ND< 5.0	ND< 5.0	ND< 0.5	ND< 0.5	0.56	ND< 0.243
Chloromethane	5	ND< 5.0	ND< 5.0	ND< 5.0	ND< 5.0	ND< 5.0	ND< 5.0	ND< 5.0	ND< 5.0	ND< 5.0	ND< 0.5	ND< 0.5	ND< 0.5	0.52
cis-1,2-Dichloroethylene	5	ND< 5.0	ND< 5.0	ND< 5.0	ND< 5.0	ND< 5.0	ND< 5.0	ND< 5.0	ND< 5.0	ND< 5.0	ND< 0.5	ND< 0.5	ND< 0.5	ND< 0.294
cis-1,3-Dichloropropylene	0.4+	*ND< 5.0*	*ND< 5.0*	*ND< 5.0*	*ND< 5.0*	*ND< 5.0*	*ND< 5.0*	*ND< 5.0*	*ND< 5.0*	*ND< 5.0*	*ND< 0.5*	*ND< 0.5*	*ND< 0.5*	ND< 0.262
Cyclohexane	NS	na	na	na	na	na	na	na	na	na	ND< 0.5	ND< 0.5	ND< 0.5	ND< 0.491
Dibromochloromethane	50*	ND< 5.0	ND< 5.0	ND< 5.0	ND< 5.0	ND< 5.0	ND< 5.0	ND< 5.0	ND< 5.0	ND< 5.0	ND< 0.5	ND< 0.5	ND< 0.5	ND< 0.146
Dichlorodifluoromethane	5	ND< 5.0	ND< 5.0	ND< 5.0	ND< 5.0	ND< 5.0	ND< 5.0	ND< 5.0	ND< 5.0	ND< 5.0	ND< 0.5	ND< 0.5	ND< 0.5	ND< 0.451
Ethyl Benzene	5	ND< 5.0	ND< 5.0	ND< 5.0	ND< 5.0	ND< 5.0	ND< 5.0	ND< 5.0	ND< 5.0	ND< 5.0	ND< 0.5	ND< 0.5	ND< 0.5	ND< 0.290
Isopropylbenzene	5	*ND< 10*	ND< 5.0	ND< 5.0	ND< 5.0	ND< 5.0	ND< 5.0	ND< 5.0	ND< 5.0	ND< 5.0	ND< 0.5	ND< 0.5	ND< 0.5	ND< 0.405
Methyl acetate	NS	na	na	na	na	na	na	na	na	na	ND< 0.5	ND< 0.5	ND< 0.5	ND< 0.442
Methyl tert-butyl ether (MTBE)	10*	ND< 5.0	ND< 5.0	ND< 5.0	ND< 5.0	ND< 5.0	ND< 5.0	ND< 5.0	ND< 5.0	ND< 5.0	ND< 0.5	ND< 0.5	ND< 0.5	ND< 0.244
Methylcyclohexane	NS	na	na	na	na	na	na	na	na	na	ND< 0.5	ND< 0.5	ND< 0.5	ND< 0.477
Methylene chloride	5	*ND< 6.6*	3.4 J,B	ND< 5.0	2.7 J,B	3.1 J,B	**7.9 J,B**	2.4 J,B	ND< 5.0	4.5 J	ND< 2.0	ND< 2	ND< 2	ND< 0.397
o-Xylene	5	ND< 5.0	ND< 5.0	ND< 5.0	ND< 5.0	ND< 5.0	ND< 5.0	ND< 5.0	ND< 5.0	ND< 5.0	ND< 0.5	ND< 0.5	ND< 0.5	ND< 0.261
p- & m- Xylenes	5	*ND< 10*	*ND< 10*	*ND< 10*	*ND< 10*	*ND< 10*	*ND< 10*	*ND< 10*	*ND< 10*	*ND< 10*	ND< 1.0	ND< 1	ND< 1	ND< 0.578
sec-Butylbenzene	5	NA	NA	NA	NA	NA	NA	ND< 5.0	ND< 5.0	ND< 5.0	ND< 5.0	na	na	ND< 0.377
Styrene	5	ND< 5.0	ND< 5.0	ND< 5.0	ND< 5.0	ND< 5.0	ND< 5.0	ND< 5.0	ND< 5.0	ND< 5.0	ND< 0.5	ND< 0.5	ND< 0.5	ND< 0.255
Tetrachloroethylene	5	4.2 J	**5.8**	4.9 J	5.0	4.7 J	2.7 J	3.6 J	2.2 J	1.9 J	2.1	2.5	3.6 CCV-E	3.04
Toluene	5	ND< 5.0	ND< 5.0	ND< 5.0	ND< 5.0	ND< 5.0	ND< 5.0	ND< 5.0	ND< 5.0	ND< 5.0	ND< 0.5	ND< 0.5	ND< 5.0	ND< 0.346
trans-1,2-Dichloroethylene	5	ND< 5.0	ND< 5.0	ND< 5.0	ND< 5.0	ND< 5.0	ND< 5.0	ND< 5.0	ND< 5.0	ND< 5.0	ND< 0.5	ND< 0.5	ND< 5.0	ND< 0.279
trans-1,3-Dichloropropylene	0.4+	*ND< 5.0*	*ND< 5.0*	*ND< 5.0*	*ND< 5.0*	*ND< 5.0*	*ND< 5.0*	*ND< 5.0*	*ND< 5.0*	*ND< 5.0*	*ND< 0.5*	*ND< 0.5*	*ND< 5.0*	ND< 0.229
Trichloroethylene	5	ND< 5.0	ND< 5.0	ND< 5.0	ND< 5.0	ND< 5.0	ND< 5.0	0.30 J	ND< 5.0	ND< 5.0	0.23 J	0.28 J	ND< 5.0	ND< 0.249
Trichlorofluoromethane (freon 11)	5	ND< 5.0	ND< 5.0	ND< 5.0	ND< 5.0	ND< 5.0	ND< 5.0	ND< 5.0	ND< 5.0	ND< 5.0	ND< 0.5	ND< 0.5	ND< 5.0	ND< 0.337
Vinyl Chloride	2	*ND< 5.0*	*ND< 5.0*	*ND< 5.0*	*ND< 5.0*	*ND< 5.0*	*ND< 5.0*	*ND< 5.0*	*ND< 5.0*	*ND< 5.0*	ND< 0.5	ND< 0.5	*ND< 5.0*	ND< 0.469
Total VOC concentration	NS	6.5	14.9	5.7	7.7	12.1	16.5	7.2	2.2	6.4	3.3	5.1	10.4	7.510
Total CVOC concentration	NS	6.5	10.3	5.7	7.7	7.8	10.6	7.2	2.2	6.4	3.3	4.6	9.0	4.5
Total Petro-VOC concentration	NS	0	0	0	0	0	0	0	0	0	0	0	0.0	0.00
Other VOC concentration	NS	0	4.6	0	0	4	6	0	0	0	0	0	1.1	3.01

LaBella
Powered by partnership.

Table 3
Historical Groundwater Analytical Results Summary
136 Fuller Road, Albany, New York
NYSDEC BCP Site # C401055

Sample Location	NYSDEC TOGS Standards and Guidance Values	MW34 FRMW-MW34-X25 (15-25')				
Sample ID: FRMW (Fuller Rd Monitoring Well)-Well ID# (approx depth to well bottom) (Screen Interval)						
Sample Date		07/20/10	9/25/2012	12/20/2012	3/14/2013	3/29/2018
Lab Sample ID		10G0743-01	12I0945-14	12L0807-14	13C0516-13	18C1190-07
Groundwater Elevation		238.60	238.18	238.02	238.13	237.9
Analyte	ppb	ppb	ppb	ppb	ppb	ppb
1,1,1-Trichloroethane	5	ND< 5.0	ND< 5.0	ND< 5.0	ND< 5.0	0.27 J
1,1,2,2-Tetrachloroethane	5	ND< 5.0	ND< 5.0	ND< 5.0	ND< 5.0	ND< 0.20
1,1,2-Trichloro-1,2,2-trifluoroethane	5	ND< 5.0	ND< 5.0	ND< 5.0	ND< 5.0	ND< 0.20
1,1,2-Trichloroethane	1	*ND< 5.0*	*ND< 5.0*	*ND< 5.0*	*ND< 5.0*	ND< 0.20
1,1-Dichloroethane	5	ND< 5.0	ND< 5.0	ND< 5.0	ND< 5.0	ND< 0.20
1,1-Dichloroethylene	5	ND< 5.0	ND< 5.0	ND< 5.0	ND< 5.0	ND< 0.20
1,2,3-Trichlorobenzene	5	NA	NA	NA	NA	ND< 0.20
1,2,4-Trichlorobenzene	5	*ND< 10*	*ND< 10*	*ND< 10*	*ND< 10*	ND< 0.20
1,2,4-Trimethylbenzene	5	NA	ND< 5.0	ND< 5.0	ND< 5.0	ND< 0.20
1,2-Dibromo-3-chloropropane	0.04	*ND< 10*	*ND< 10*	*ND< 10*	*ND< 10*	ND< 0.20
1,2-Dibromoethane	0.0006	*ND< 5.0*	*ND< 5.0*	*ND< 5.0*	*ND< 5.0*	ND< 0.20
1,2-Dichlorobenzene	5.0000	NA	NA	NA	NA	ND< 0.20
1,2-Dichloroethane	0.6	*ND< 5.0*	*ND< 5.0*	*ND< 5.0*	*ND< 5.0*	ND< 0.20
1,2-Dichloropropane	1	*ND< 5.0*	*ND< 5.0*	*ND< 5.0*	*ND< 5.0*	0.22 J
1,3-Dichlorobenzene	5	NA	NA	NA	NA	ND< 0.20
1,4-Dichlorobenzene	5	NA	NA	NA	NA	ND< 0.20
2-Butanone	50*	ND< 10	ND< 10	ND< 10	ND< 10	ND< 0.20
2-Hexanone	50*	ND< 5.0	ND< 5.0	ND< 5.0	ND< 5.0	ND< 0.20
Methyl isobutyl ketone (4-Methyl-2-pentanone)	NS	ND< 10	ND< 10	ND< 10	ND< 10	ND< 0.20
Acetone	50*	ND< 10	ND< 10	ND< 10	ND< 10	ND< 1
Benzene	1	*ND< 5.0*	*ND< 5.0*	*ND< 5.0*	*ND< 5.0*	ND< 0.20
Bromochloromethane	5	NA	NA	NA	NA	ND< 0.20
Bromodichloromethane	50*	ND< 5.0	ND< 5.0	ND< 5.0	ND< 5.0	ND< 0.20
Bromoform	50*	ND< 5.0 J	ND< 5.0	ND< 5.0	ND< 5.0	ND< 0.20
Bromomethane	5	ND< 5.0	ND< 5.0	ND< 5.0	ND< 5.0	ND< 0.20
Carbon disulfide	60*	ND< 5.0	ND< 5.0	ND< 5.0	ND< 5.0	ND< 0.20
Carbon tetrachloride	5	ND< 5.0	ND< 5.0	ND< 5.0	ND< 5.0	ND< 0.20
Chlorobenzene	5	ND< 5.0	ND< 5.0	ND< 5.0	ND< 5.0	ND< 0.20
Chloroethane	5	ND< 5.0	ND< 5.0	ND< 5.0	ND< 5.0	ND< 0.20
Chloroform	7	ND< 5.0	ND< 5.0	ND< 5.0	ND< 5.0	ND< 0.20
Chloromethane	5	ND< 5.0	ND< 5.0	ND< 5.0	ND< 5.0	ND< 0.20
cis-1,2-Dichloroethylene	5	ND< 5.0	1.4 J	ND< 5.0	ND< 5.0	0.46 J
cis-1,3-Dichloropropylene	0.4*	*ND< 5.0*	*ND< 5.0*	*ND< 5.0*	*ND< 5.0*	ND< 0.20
Cyclohexane	NS	NA	NA	NA	NA	ND< 0.20
Dibromochloromethane	50*	ND< 5.0	ND< 5.0	ND< 5.0	ND< 5.0	ND< 0.20
Dichlorodifluoromethane	5	ND< 5.0	ND< 5.0	1.2 J	0.88 J	ND< 0.20
Ethyl Benzene	5	ND< 5.0	ND< 5.0	ND< 5.0	ND< 5.0	ND< 0.20
Isopropylbenzene	5	ND< 5.0	ND< 5.0	ND< 5.0	ND< 5.0	ND< 0.20
Methyl acetate	NS	NA	NA	NA	NA	ND< 0.20
Methyl tert-butyl ether (MTBE)	10*	3 J	3.2 J	4.2 J	3.0 J	ND< 0.20
Methylcyclohexane	NS	NA	NA	NA	NA	ND< 0.20
Methylene chloride	5	ND< 5.0	3.0 J,B	*ND< 10*	**6.4 J**	ND< 1.0
o-Xylene	5	ND< 5.0	ND< 5.0	ND< 5.0	ND< 5.0	ND< 0.60
p- & m- Xylenes	5	*ND< 10*	ND< 5.0	ND< 5.0	ND< 5.0	
Styrene	5	ND< 5.0	ND< 5.0	ND< 5.0	ND< 5.0	ND< 0.20
Tetrachloroethylene	5	3 J	3.4 J	1.6 J	1.6 J	1.7
Toluene	5	ND< 5.0	ND< 5.0	ND< 5.0	ND< 5.0	ND< 0.20
trans-1,2-Dichloroethylene	5	ND< 5.0	ND< 5.0	ND< 5.0	ND< 5.0	ND< 0.20
trans-1,3-Dichloropropylene	0.4*	*ND< 5.0*	*ND< 5.0*	*ND< 5.0*	*ND< 5.0*	ND< 0.20
Trichloroethylene	5	ND< 5.0	ND< 5.0	ND< 5.0	ND< 5.0	ND< 0.20
Vinyl Chloride	2	ND< 5.0	*ND< 5.0*	*ND< 5.0*	*ND< 5.0*	ND< 0.20
Total VOC concentration	NS	6	13.4	9.0	13.8	2.7
Total CVOC concentration	NS	3.0	10.2	4.8	10.8	2.7
Total Petro-VOC concentration	NS	3.0	3.2	4.2	3.0	0.0
Other VOC concentration	NS	0	0.0	0.0	0.0	0.0

LaBella
Powered by partnership.

Table 3
Historical Groundwater Analytical Results Summary
136 Fuller Road, Albany, New York
NYSDEC BCP Site # C401055

Sample Location	NYSDEC TOGS Standards and Guidance Values	MW35																	
Sample ID: FRMW (Fuller Rd Monitoring Well)-Well ID# (approx depth to well bottom) (Screen Interval)		FRMW-MW35-X35 (25-35')																	
Sample Date		7/29/2010	9/26/2012	12/20/2012	3/14/2013	6/12/2013	9/17/2013	11/19/2013	3/26/2014	6/12/2014	9/16/2014	12/15/2014	3/17/2015	6/25/2015	9/16/2015	11/30/2015	3/3/2016	5/26/2016	9/29/2021	7/1/2025
Lab Sample ID		10G0906-02	12I0945-15	12L0807-15	13C0516-14	13F0453-08	13I0664-02	13K0803-02	14C0921-02	14F0651-16	14I0784-08	14L0667-02	15C0563-04	15F1052-01	15I0617-02	15L0018-02	16C0192-02	16E1165-02	21J0004-06	25G0131-16
Groundwater Elevation (ft. amsl)		238.61	238.28	237.85	238.02	237.34	237.46	237.28	238.3	238.81	----	237.81	238.02	237.95	237.30	237.52	237.87	237.75	239.03	239.85
Analyte	ppb	ppb	ppb	ppb	ppb	ppb	ppb	ppb	ppb	ppb	ppb	ppb	ppb	ppb	ppb	ppb	ppb	ppb	ppb	ppb
1,1,1-Trichloroethane	5	ND< 5.0	ND< 5.0	ND< 5.0	ND< 5.0	ND< 5.0	ND< 5.0	ND< 5	ND< 0.5	ND< 0.5	ND< 2.5	ND< 0.5	ND< 0.5	ND< 0.5	ND< 0.2	ND< 0.2	ND< 0.2	ND< 0.5	ND< 0.5	ND< 0.3
1,1,2,2-Tetrachloroethane	5	ND< 5.0	ND< 5.0	ND< 5.0	ND< 5.0	ND< 5.0	ND< 5.0	ND< 5	ND< 0.5	ND< 0.5	ND< 2.5	ND< 0.5	ND< 0.5	ND< 0.5	ND< 0.2	ND< 0.2	ND< 0.2	ND< 0.5	ND< 0.5	ND< 0.3
1,1,2-Trichloro-1,2,2-trifluoroethane	5	ND< 5.0	ND< 5.0	ND< 5.0	ND< 5.0	ND< 5.0	ND< 5.0	ND< 5	ND< 0.5	ND< 0.5	ND< 2.5	ND< 0.5	ND< 0.5	ND< 0.5	ND< 0.2	ND< 0.2	ND< 0.2	ND< 0.5	ND< 0.5	ND< 0.3
1,1,2-Trichloroethane	1	*ND< 5.0*	*ND< 5.0*	*ND< 5.0*	*ND< 5.0*	*ND< 5.0*	*ND< 5.0*	*ND< 5*	ND< *0.5*	ND< 0.5	*ND< 2.5*	ND< 0.5	ND< 0.5	ND< 0.5	ND< 0.2	ND< 0.2	ND< 0.2	ND< 0.5	ND< 0.5	ND< 0.2
1,1-Dichloroethane	5	ND< 5.0	ND< 5.0	ND< 5.0	ND< 5.0	ND< 5.0	ND< 5.0	ND< 5	ND< 0.5	ND< 0.5	ND< 2.5	ND< 0.5	ND< 0.5	ND< 0.5	ND< 0.2	ND< 0.2	ND< 0.2	ND< 0.5	ND< 0.5	ND< 0.3
1,1-Dichloroethylene	5	ND< 5.0	ND< 5.0	ND< 5.0	0.96 J	ND< 5.0	ND< 5.0	ND< 5	ND< 0.5	ND< 0.5	ND< 2.5	ND< 0.5	ND< 0.5	ND< 0.5	ND< 0.2	ND< 0.2	ND< 0.2	ND< 0.5	ND< 0.5	ND< 0.3
1,2,3-Trichlorobenzene	5	na	na	na	na	na	na	na	ND< 0.5	ND< 0.5	ND< 2.5	ND< 0.5	ND< 0.5	ND< 0.5	ND< 0.2	ND< 0.2	ND< 0.2	ND< 0.5	ND< 0.5	ND< 0.2
1,2,4-Trichlorobenzene	5	*ND< 10*	*ND< 10*	*ND< 10*	*ND< 10*	*ND< 10*	*ND< 10*	ND< *10*	ND< 0.5	ND< 0.5	ND< 2.5	ND< 0.5	ND< 0.5	ND< 0.5	ND< 0.2	ND< 0.2	ND< 0.2	ND< 0.5	ND< 0.5	ND< 0.1
1,2-Dibromo-3-chloropropane	0.04	*ND< 5.0*	*ND< 10*	*ND< 10*	*ND< 10*	*ND< 10*	*ND< 10*	*ND< 10*	*ND< 0.5*	*ND< 0.5*	*ND< 2.5*	*ND< 0.5*	*ND< 0.5*	*ND< 0.5*	*ND< 0.2*	*ND< 0.2*	*ND< 0.2*	*ND< 0.5*	ND< 0.5	ND< *0.4*
1,2-Dibromoethane	0.0006	*ND< 5.0*	*ND< 5.0*	*ND< 5.0*	*ND< 5.0*	*ND< 5.0*	*ND< 5.0*	*ND< 5*	*ND< 0.5*	*ND< 0.5*	*ND< 2.5*	*ND< 0.5*	*ND< 0.5*	*ND< 0.5*	ND< 0.2	ND< 0.2	ND< 0.2	*ND< 0.5*	ND< 0.5	ND< *0.2*
1,2-Dichlorobenzene	3	*na*	*na*	*na*	*na*	*na*	*na*	*na*	ND< *0.5*	ND< 0.5	ND< 2.5	ND< 0.5	ND< 0.5	ND< 0.5	ND< 0.2	ND< 0.2	ND< 0.2	0.25 J	ND< 0.5	ND< 0.3
1,2-Dichloroethane	0.6	*ND< 5.0*	*ND< 5.0*	*ND< 5.0*	*ND< 5.0*	*ND< 5.0*	*ND< 5.0*	*ND< 5*	ND< 0.5	ND< 0.5	*ND< 2.5*	ND< 0.5	ND< 0.5	ND< 0.5	ND< 0.2	ND< 0.2	ND< 0.2	ND< 0.5	ND< 0.5	ND< 0.4
1,2-Dichloropropane	1	*ND< 5.0*	*ND< 5.0*	*ND< 5.0*	*ND< 5.0*	*ND< 5.0*	*ND< 5.0*	ND< *5*	ND< 0.5	ND< 0.5	*ND< 2.5*	ND< 0.5	ND< 0.5	ND< 0.5	ND< 0.2	ND< 0.2	ND< 0.2	ND< 0.5	ND< 0.5	ND< 0.3
1,3-Dichlorobenzene	3	na	na	na	na	na	na	na	ND< 0.5	ND< 0.5	ND< 2.5	ND< 0.5	ND< 0.5	ND< 0.5	ND< 0.2	ND< 0.2	ND< 0.2	ND< 0.5	ND< 0.5	ND< 0.3
1,4-Dichlorobenzene	3	na	na	na	na	na	na	na	ND< 0.5	ND< 0.5	ND< 2.5	ND< 0.5	ND< 0.5	ND< 0.5	ND< 0.2	ND< 0.2	ND< 0.2	ND< 0.5	ND< 0.5	ND< 0.3
2-Butanone	50*	ND< 5.0	ND< 10	ND< 10	ND< 10	2.3 J	ND< 10	ND< 10	ND< 0.5	ND< 0.5	ND< 2.5	ND< 0.5	ND< 0.5	0.42 J	ND< 0.2	ND< 0.2	ND< 0.8	ND< 0.5	ND< 0.5	ND< 0.4
2-Hexanone	50*	ND< 5.0	ND< 5.0	ND< 5.0	ND< 5.0	ND< 5.0	ND< 5.0	ND< 5	ND< 0.5	ND< 0.5	ND< 2.5	ND< 0.5	ND< 0.5	ND< 0.5	ND< 0.2	ND< 0.2	ND< 0.2	ND< 0.5	ND< 0.5	ND< 0.3
Methyl isobutyl ketone (4-Methyl-2-pentanone)	NS	ND< 9.5	ND< 10	ND< 10	ND< 10	ND< 10	ND< 10	ND< 10	ND< 0.5	ND< 0.5	1.8 J	ND< 0.5	ND< 0.5	ND< 0.5	ND< 0.2	ND< 0.2	ND< 0.2	ND< 0.5	ND< 0.5	ND< 0.4
Acetone	50*	ND< 5.0	14	ND< 10	7.9 J	17	16	8.2 J, CCV-E	31 CCV-E, ICV-E	6.6 B	ND< 10	10	3.4 CCV-E	2.1	ND< 1	1.3 J	ND< 1	2.5 SCAL-E	1.1 ICV-E, J	ND< 1.3
Benzene	1	*ND< 5.0*	**1.4 J**	*ND< 5.0*	*ND< 5.0*	*ND< 5.0*	*ND< 5.0*	ND< *5*	ND< 0.5	ND< 0.5	*ND< 2.5*	ND< 0.5	ND< 0.5	ND< 0.5	ND< 0.2	ND< 0.2	ND< 0.2	ND< 0.5	ND< 0.5	ND< 0.3
Bromochloromethane	5	*na*	*na*	*na*	*na*	*na*	*na*	*na*	ND< *0.5*	ND< 0.5	ND< 2.5	ND< 0.5	ND< 0.5	ND< 0.5	ND< 0.2	ND< 0.2	ND< 0.2	ND< 0.5	ND< 0.5	ND< 0.4
Bromodichloromethane	50*	ND< 5.0	ND< 5.0	ND< 5.0	ND< 5.0	ND< 5.0	ND< 5.0	ND< 5	ND< 0.5	ND< 0.5	ND< 2.5	ND< 0.5	ND< 0.5	ND< 0.5	ND< 0.2	ND< 0.2	ND< 0.2	ND< 0.5	ND< 0.5	ND< 0.2
Bromoform	50*	ND< 5.0	ND< 5.0	ND< 5.0	ND< 5.0	ND< 5.0	ND< 5.0	ND< 5	ND< 0.5	ND< 0.5	ND< 2.5	ND< 0.5	ND< 0.5	ND< 0.5	ND< 0.2	ND< 0.2	ND< 0.2	ND< 0.5	ND< 0.5	ND< 0.2
Bromomethane	5	ND< 5.0	ND< 5.0	ND< 5.0	ND< 5.0	ND< 5.0	ND< 5.0	ND< 5	ND< 0.5	ND< 0.5	ND< 2.5	ND< 0.5	ND< 0.5	ND< 0.5	ND< 0.2	ND< 0.2	ND< 0.2	ND< 0.5	ND< 0.5	ND< 0.5
Carbon disulfide	60*	ND< 5.0	37	1.8 J	ND< 5.0	ND< 5.0	ND< 5.0	ND< 5	ND< 0.5	ND< 0.5	ND< 2.5	ND< 0.5	ND< 0.5	ND< 0.5	0.23 JB	ND< 0.2	ND< 0.2	ND< 0.5	ND< 0.5	1.630 B
Carbon tetrachloride	5	ND< 5.0	ND< 5.0	ND< 5.0	ND< 5.0	ND< 5.0	ND< 5.0	ND< 5	ND< 0.5	ND< 0.5	ND< 2.5	ND< 0.5	ND< 0.5	ND< 0.5	ND< 0.2	ND< 0.2	ND< 0.2	ND< 0.5	ND< 0.5	ND< 0.2
Chlorobenzene	5	ND< 5.0	ND< 5.0	ND< 5.0	ND< 5.0	ND< 5.0	ND< 5.0	ND< 5	ND< 0.5	ND< 0.5	ND< 2.5	ND< 0.5	ND< 0.5	ND< 0.5	ND< 0.2	ND< 0.2	ND< 0.2	ND< 0.5	ND< 0.5	ND< 0.3
Chloroethane	5	ND< 5.0	**7.8**	ND< 5.0	ND< 5.0	ND< 5.0	ND< 5.0	ND< 5	ND< 0.5	ND< 0.5	ND< 2.5	ND< 0.5	ND< 0.5	ND< 0.5	ND< 0.2	ND< 0.2	ND< 0.2	ND< 0.5	ND< 0.5	0.47
Chloroform	7	ND< 5.0	ND< 5.0	ND< 5.0	ND< 5.0	ND< 5.0	ND< 5.0	ND< 5	ND< 0.5	ND< 0.5	ND< 2.5	ND< 0.5	ND< 0.5	ND< 0.5	ND< 0.2	ND< 0.2	ND< 0.2	ND< 0.5	ND< 0.5	ND< 0.2
Chloromethane	5	ND< 5.0	ND< 5.0	ND< 5.0	ND< 5.0	ND< 5.0	ND< 5.0	ND< 5	ND< 0.5	ND< 0.5	ND< 2.5	ND< 0.5	ND< 0.5	ND< 0.5	ND< 0.2	ND< 0.2	ND< 0.2	ND< 0.5	ND< 0.5	ND< 0.4
cis-1,2-Dichloroethylene	5	ND< 5.0	**540 J**	ND< 5.0	**9.6**	4.1 J	3.2 J	ND< 5	0.78	0.83	ND< 2.5	0.37 J	0.41 J	0.3 J	0.3 J	ND< 0.2	0.24 J	0.2 J	ND< 0.5	0.340 J
cis-1,3-Dichloropropylene	0.4[+]	*ND< 5.0*	*ND< 5.0*	*ND< 5.0*	*ND< 5.0*	*ND< 5.0*	*ND< 5.0*	*ND< 5*	*ND< 0.5*	*ND< 0.5*	*ND< 2.5*	*ND< 0.5*	*ND< 0.5*	*ND< 0.5*	ND< 0.2	ND< 0.2	ND< 0.2	*ND< 0.5*	ND< 0.5	ND< 0.3
Cyclohexane	NS	*na*	*na*	*na*	*na*	*na*	*na*	*na*	ND< *0.5*	ND< 0.5	ND< 2.5	ND< 0.5	ND< 0.5	ND< 0.5	ND< 0.2	ND< 0.2	ND< 0.2	ND< 0.5	ND< 0.5	ND< 0.5
Dibromochloromethane	50*	ND< 5.0	ND< 5.0	ND< 5.0	ND< 5.0	ND< 5.0	ND< 5.0	ND< 5	ND< 0.5	ND< 0.5	ND< 2.5	ND< 0.5	ND< 0.5	ND< 0.5	ND< 0.2	ND< 0.2	ND< 0.2	ND< 0.5	ND< 0.5	ND< 0.1
Dichlorodifluoromethane	5	ND< 5.0	ND< 5.0	ND< 5.0	ND< 5.0	ND< 5.0	ND< 5.0	ND< 5	ND< 0.5	ND< 0.5	ND< 2.5	ND< 0.5	ND< 0.5	ND< 0.5	ND< 0.2	ND< 0.2	ND< 0.2	ND< 0.5	ND< 0.5	ND< 0.5
Ethyl Benzene	5	ND< 5.0	**21**	ND< 5.0	ND< 5.0	ND< 5.0	ND< 5.0	ND< 5	ND< 0.5	ND< 0.5	ND< 2.5	ND< 0.5	ND< 0.5	ND< 0.5	ND< 0.2	ND< 0.2	ND< 0.2	ND< 0.5	ND< 0.5	ND< 0.3
Isopropylbenzene	5	*ND< 10*	ND< 5.0	ND< 5.0	ND< 5.0	ND< 5.0	ND< 5.0	ND< 5	ND< 0.5	ND< 0.5	ND< 2.5	ND< 0.5	ND< 0.5	ND< 0.5	ND< 0.2	ND< 0.2	ND< 0.2	ND< 0.5	ND< 0.5	ND< 0.4
Methyl acetate	NS	*na*	na	na	na	na	na	na	ND< 0.5	ND< 0.5	ND< 2.5	ND< 0.5	ND< 2	ND< 0.5	ND< 0.2	ND< 0.2	ND< 0.2	ND< 0.5	ND< 0.5	ND< 0.4
Methyl tert-butyl ether (MTBE)	10*	ND< 5.0	ND< 5.0	ND< 5.0	ND< 5.0	ND< 5.0	ND< 5.0	ND< 5	ND< 0.5	ND< 0.5	ND< 2.5	ND< 0.5	ND< 0.5	ND< 0.5	ND< 0.2	ND< 0.2	ND< 0.2	ND< 0.5	ND< 0.5	ND< 0.2
Methylcyclohexane	NS	na	na	na	na	na	na	na	ND< 0.5	ND< 0.5	ND< 2.5	ND< 0.5	ND< 0.5	ND< 0.5	ND< 0.2	ND< 0.2	0.24 J	ND< 0.5	ND< 0.5	ND< 0.5
Methylene chloride	5	*ND< 5.9*	3.7 J	ND< 5.0	**6.3 J**	*ND< 10*	*ND< 10*	ND< *10*	ND< 2	ND< 2	ND< 10	1.3 J,B	ND< 2	ND< 2	ND< 1	ND< 1	ND< 1	ND< 2	ND< 1.0	ND< 0.4
o-Xylene	5	ND< 5.0	**54**	ND< 5.0	ND< 5.0	ND< 5.0	ND< 5.0	ND< 5	ND< 0.5	ND< 0.5	ND< 2.5	ND< 0.5	ND< 0.5	ND< 0.5	ND< 0.2	ND< 0.2	ND< 0.2	ND< 0.5	ND< 0.5	ND< 0.3
p- & m- Xylenes	5	*ND< 10*	**130**	*ND< 10*	*ND< 10*	*ND< 10*	*ND< 10*	ND< *10*	ND< *1*	ND< 1	ND< 5	ND< 1	ND< 1	ND< 1	ND< 0.5	ND< 0.5	ND< 0.5	ND< 1	ND< 1.0	ND< 0.6
Styrene	5	ND< 5.0	ND< 5.0	ND< 5.0	ND< 5.0	ND< 5.0	ND< 5.0	ND< 5	ND< 0.5	ND< 0.5	ND< 2.5	ND< 0.5	ND< 0.5	ND< 0.5	ND< 0.2	ND< 0.2	ND< 0.2	ND< 0.5	ND< 0.5	ND< 0.3
Tetrachloroethylene	5	1.7 J	**540**	2.2 J	4.4 J	1.7 J	2.9 J	ND< 5	1.1	2.6	1.6 J	1.4	1.7	1.1	1.1	0.38 J	0.35 J	0.41 CCV-E, J	0.32 CCV-E, ICV-E, J	1.03
Toluene	5	ND< 5.0	**59**	ND< 5.0	ND< 5.0	ND< 5.0	ND< 5.0	ND< 5	ND< 0.5	0.22 J	ND< 2.5	ND< 0.5	ND< 0.5	ND< 0.5	ND< 0.2	0.33 J	ND< 0.2	ND< 0.5	ND< 0.5	ND< 0.3
trans-1,2-Dichloroethylene	5	ND< 5.0	ND< 5.0	ND< 5.0	ND< 5.0	ND< 5.0	ND< 5.0	ND< 5	ND< 0.5	ND< 0.5	ND< 2.5	ND< 0.5	ND< 0.5	ND< 0.5	ND< 0.2	ND< 0.2	ND< 0.2	ND< 0.5	ND< 0.5	ND< 0.3
trans-1,3-Dichloropropylene	0.4[+]	*ND< 5.0*	*ND< 5.0*	*ND< 5.0*	*ND< 5.0*	*ND< 5.0*	*ND< 5.0*	*ND< 5*	*ND< 0.5*	*ND< 0.5*	*ND< 2.5*	*ND< 0.5*	ND< *0.5*	ND< *0.5*	ND< *0.2*	ND< *0.2*	ND< *0.2*	ND< *0.5*	ND< 0.5	ND< 0.2
Trichloroethylene	5	ND< 5.0	**49**	ND< 5.0	0.94 J	ND< 5.0	ND< 5.0	ND< 5	0.26 J	0.40 J	ND< 2.5	ND< 0.5	0.24 J	ND< 0.5	ND< 0.2	ND< 0.2	ND< 0.2	ND< 0.5	ND< 0.5	ND< 0.2
Trichlorofluoromethane (freon 11)	5	ND< 5.0	ND< 5.0	ND< 5.0	ND< 5.0	ND< 5.0	ND< 5.0	ND< 5	ND< 0.5	ND< 0.5	ND< 2.5	ND< 0.5	ND< 0.5	ND< 0.5	ND< 0.2	ND< 0.2	ND< 0.2	ND< 0.5	ND< 0.5	ND< 0.3
Vinyl Chloride	2	*ND< 5.0*	1.1	*ND< 5.0*	*ND< 5.0*	*ND< 5.0*	*ND< 5.0*	*ND< 5*	*ND< 0.5*	*ND< 0.5*	*ND< 2.5*	ND< 0.5	ND< 0.5	ND< 0.5	ND< 0.2	ND< 0.2	ND< 0.2	ND< 0.5	ND< 0.5	ND< 0.5
Total VOC concentration	NS	1.7	1,458.0	4.0	30.1	25.1	22.1	8.2	33.1	10.7	3.4	13.1	2.4	3.9	1.63	2.01	0.83	3.4	1.42	3.47
Total CVOC concentration	NS	1.7	1,162.6	2.2	22.2	5.8	6.1	0.0	2.1	3.8	1.6	3.1	2.4	1.4	1.4	0.4	0.6	0.9	0.32	1.840
Total Petro-VOC concentration	NS	0	265	0	0	0	0	0	0	0	0	0	0	0	0	0	0	0.0	0.00	0
Other VOC concentration	NS	0	0	0	0	0	0	0	0	0	0	0	0	0	0.23	1.30	0.24	2.5	1.10	1.63

LaBella
Powered by partnership.

Table 3
Historical Groundwater Analytical Results Summary
136 Fuller Road, Albany, New York
NYSDEC BCP Site # C401055

NOTES:
All data are reported in micrograms per liter (ug/L) = parts per billion (ppb)
Results which exceed NYSDEC TOGS Standards and Guidance Values have been **bolded**
Italics indicate laboratory method reporting limit is greater than the groundwater quality standard
NS indicates that there is no listed standard for that analyte
NA indicate that the compound was not included on the list of analytes
* = Guidance Value
+ Applies to the sum of trans-1,3-Dichloropropene and cis-1,3-Dichloropropene
ND = indicates the compound was not detected at or above the listed laboratory method reporting limit
B = indicates the analyte is found in the associated analysis batch blank.
CCV-E = indicates the value reported is ESTIMATED. The value is estimated due to its behavior during continuing calibration verification (>20% Difference for averge Rf or >20% Drift for quadratic fit).
ICV-E = indicates the value reported is ESTIMATED. The value is estimated due to its behavior during initial calibration verification (recovery exceeded 30% of expected value).
HT-01R = This flag indicates that the sample was initially analyzed within recommended hold time and that a re-run was performed outside of the hold time.
D=result is from an analysis that required a dilution
J=analyte detected at or above the MDL (method detection limit) but below the RL (Reporting Limit) - data is estimated
E=result is estimated and cannot be accurately reported due to levels encountered or interferences
QL-02 = indicates this LCS analyte is outside Laboratory Recovery limits due to the analyte behavior using the reference method. The reference method has certain limitations with repsect to analytes of this nature.
SCAL-E = The value reported is ESTIMATED. The value is estimated due to its behavior during initial calibration (average Rf>20%).
ft. amsl = feet above mean sea level

Table 4

2025 Total Fluids Extraction (TFE) System Performance Summary

136 Fuller Road, Albany, New York

NYSDEC BCP Site # C401055

Media	Category	Units	January 2025	February 2025	March 2025	April 2025	May 2025	June 2025	July 2025	August 2025[5]	September 2025	October 2025	November 2025	December 2025	Annual Averages 2025
		Days	31	28	31	30	31	30	31	31	30	31	30	31	365
Groundwater	Uptime[1]	%	100%	100%	100%	100%	100%	87%	71%	0%	73%	100%	100%	100%	85% (total)
	Average Flow[2]	gpm	0.27	0.27	0.28	0.21	0.33	0.64	0.35	-	0.46	0.39	0.61	0.36	0.38
	Average Flow	gpd	388	386	404	296	469	918	504	-	669	567	878	516	545
	Flow Total	gal	12,028	10,808	12,524	8,873	14,551	27,540	11,088	-	14,714	17,570	26,351	15,994	172,040
	VOC Concentration (influent)[3]	ug/L	160.87	114.92	147.82	114.46	110.03	110.23	No sample collected.	247.99	82	88.38	17.43	88.37	116.59
		g/gal	0.00061	0.00043	0.00056	0.00043	0.00042	0.00042		0.00094	0.00031	0.00033	0.00007	0.00033	0.00044
		g/day	0.24	0.17	0.23	0.13	0.20	0.38		0.20	0.21	0.19	0.06	0.17	0.20
		lbs/day	0.0005208	0.0003702	0.0004983	0.0002825	0.0004310	0.0008444		0.0004342	0.0004576	0.0004180	0.0001278	0.0003804	0.0004332
	Total VOC Mass Removed	lbs	0.016	0.010	0.015	0.008	0.013	0.022		0.013	0.014	0.013	0.004	0.012	0.142 (total)
	VOC Concentration (effluent)[6]	mg/L	0.12028	0.08582	0.12200	0.09670	0.00410	0.08521		0.07617	0.02446	0.07460	0.0	0.0	0.06267
Vapor	Air Discharge Flow	(CFM)	150	160	161	145	203	150	No sample collected.	140	140	145	145	135	152
	Field Screening PID	ppm	9.4	5.5	8.8	10.3	17.9	0.0		8.8	17.5	12.3	9.5	7.5	9.8
	VOC Concentration (effluent) [3]	ug/m3	5,090	5,690	4,702	2,188	3,412	4,012		25,757	5,431	4,494	6,094	3,417	6,390
		lbs/day	0.069	0.082	0.068	0.029	0.062	0.054		0.324	0.068	0.059	0.079	0.041	0.085
	Total VOC Mass Removed [7]	lbs	2.13	2.29	2.11	0.86	1.93	1.62		10.05	2.05	1.82	2.38	1.29	28.52 (total)
TOTALS	Mass removed Liquid Phase	lbs	0.016	0.010	0.015	0.008	0.013	0.022	No sample collected.	0.013	0.014	0.013	0.0	0.0	0.142
	Mass removed Vapor Phase		2.128	2.292	2.110	0.856	1.930	1.623		10.049	2.051	1.816	2.383	1.286	28.522
	TOTAL		2.144	2.302	2.125	0.864	1.944	1.645		10.063	2.064	1.829	2.387	1.297	28.664

Notes:

1. Uptimes are estimated and reflect potential uptime.
2. Flow rates are estimated throughout the period, based on flows at time of monthly
3. VOC Concentration equals the sum of the chlorinated compounds.
4. Mass removed is based on the percentage of flow and concentrations of VOCs.
5. Sample collected on 9/11/2025
6. Effluent Action Level is 5 mg/L per day.
7. Effluent Action Level is 0.5 pounds per hour.

% - Percentage

gpm - gallons per minute

gpd - gallons per day

gal - gallons

ug/L - micrograms per liter or parts per billion (ppb)

lbs - pounds

mg/L - milligrams per liter or parts per million (ppm)

Table 5
Historic Total Fluids Extraction (TFE) System Performance Summary - Groundwater
136 Fuller Road, Albany, New York
NYSDEC BCP Site # C401055

Date	1/12/12	2/27/12	3/30/12	4/26/12	5/30/12	7/10/12	8/16/12	10/17/12	11/27/12	12/18/12	2/12/13	3/27/13	5/1/13	5/21/13	6/18/13	7/29/13	8/20/13	9/24/13	10/29/2013	1/7/2014	4/29/2014
Month	1st	2nd	3rd	4th	5th	6th	7th	8th	9th	10th	11th	12th	13th	14th	15th	16th	17th	18th	19th	20th	21st
Water Intake Flow Rate (Gal/min)	0.72	0.74	0.43	0.32	0.8	0.34	0.25	0.45	0.27	0.23	0.24	0.26	0.41	0.2	0.7	0.29	0.16	0.18	0.17	0.3	0.4
Water Intake Flow Rate (Gal/day)	1,037	1,066	619	461	1,152	490	360	648	389	331	346	374	590	288	1,008	418	230	259	245	432	576
Water **Influent** Total VOCs (ug/L)	486.2	671.1	484.1	1,022.0	610.9	154.69	74	86	315.1	75	20.8	10.0	21.3	21.9	21.1	78.4	64.2	125.2	112.95	647.23	127.71
Convert Total VOCs to g/L	0.0004862	0.0006711	0.0004841	0.001022	0.0006109	0.00015469	0.000074	0.000086	0.0003151	0.0000754	0.00002075	0.00001	0.0000213	0.0000219	0.0000211	0.00007842	0.00006421	0.00012519	0.00011295	0.00064723	0.00012771
Convert Total VOCs to g/gal	0.00184	0.00254	0.00183	0.00387	0.00231	0.00059	0.00028	0.00033	0.00119	0.00029	0.00008	0.00004	0.00008	0.00008	0.00008	0.00030	0.00024	0.00047	0.00043	0.00245	0.00048
Convert Total VOCs to g/day	1.91	2.71	1.13	1.78	2.66	0.29	0.1008	0.21	0.46	0.09	0.03	0.01	0.05	0.02	0.08	0.12	0.06	0.12	0.10	1.06	0.28
Convert Total VOCs to pounds/day	0.0042	0.0060	0.0025	0.0039	0.0059	0.0006	0.0002	0.0005	0.0010	0.0002	0.0001	0.0000	0.0001	0.0001	0.0002	0.0003	0.0001	0.0003	0.0002	0.0023	0.0006
Water **Effluent** Total VOCs (ug/L)	2.2	126	30.99	32.6	14.3	38.25	22.5	11.1	23.2	14.67	0	7.2	18.4	10	11	56.72	52.7	77.19	76.5	464.31	47.8
Water Effluent Total VOCs (mg/L)	0.0022	0.126	0.03099	0.0326	0.0143	0.03825	0.0225	0.0111	0.0232	0.01467	0	0.0072	0.0184	0.01	0.011	0.05672	0.0527	0.07719	0.0765	0.46431	0.0478
Water Effluent Action Level (mg/L)	5	5	5	5	5	5	5	5	5	5	5	5	5	5	5	5	5	5	5	5	5
Is effluent less than Action level?	YES	YES	YES	YES	YES	YES	YES	YES	YES	YES	YES	YES	YES	YES	YES	YES	YES	YES	YES	YES	YES
Lab Report #	12AO397	12B0885	12D0015	12D0895	12E0957	12G0304	12H0617	12J0712	12K0799	12L0712	13B0330	13C0830	13E0185	13E0809	13F0662	SB74049	SB75465	SB77412	SB79396	SB82930	SB88499

Date	5/21/2014	6/30/2014	7/24/2014	8/28/2014	9/17/2014	10/22/2014	11/18/2014	12/18/2014	2/5/2015	2/25/2015	3/19/2015	4/16/2015	5/27/2015	6/26/2015	7/20/2015	8/24/2015	9/30/2015	10/22/2015	11/24/2015	12/14/2015	1/29/2016
Month	22nd	23rd	24th	25th	26th	27th	28th	29th	30th	31st	32nd	33rd	34th	35th	36th	37th	38th	39th	40th	41st	42nd
Water Intake Flow Rate (Gal/min)	0.5	0.45	0.42	0.3	0.1	0.3	0.33	0.49	0.3	0.25	0.3	0.3	0.4	0.35	0.2	0.2	0.16	0.39	0.15	0.05	0.10
Water Intake Flow Rate (Gal/day)	720	648	605	432	144	432	475	706	432	360	432	432	576	504	288	288	230	562	216	72	144
Water **Influent** Total VOCs (ug/L)	103.75	183.94	21.43	139.90	100.80	124.70	144.40	162.00	171.70	136.20	211.70	159.40	175.1	84.6	122.40	107.20	139.9	30.9	105.0	91.0	
Convert Total VOCs to g/L	0.00010375	0.00018394	0.00002143	0.0001399	0.0001008	0.0001247	0.0001444	0.000162	0.0001717	0.0001362	0.0002117	0.0001594	0.0001751	0.0000846	0.0001224	0.0001072	0.0001399	0.0000309	0.000105	0.000091	
Convert Total VOCs to g/gal	0.00039	0.00070	0.00008	0.00053	0.00038	0.00047	0.00055	0.00061	0.00065	0.00052	0.00080	0.00060	0.00066	0.00032	0.00046	0.00041	0.00053	0.00012	0.00040	0.00034	
Convert Total VOCs to g/day	0.28	0.45	0.05	0.23	0.05	0.20	0.26	0.43	0.28	0.19	0.35	0.26	0.38	0.16	0.13	0.12	0.12	0.07	0.09	0.02	
Convert Total VOCs to pounds/day	0.0006	0.0010	0.0001	0.0005	0.0001	0.0004	0.0006	0.0010	0.0006	0.0004	0.0008	0.0006	0.0008	0.0004	0.0003	0.0003	0.0003	0.0001	0.0002	0.00005	
																					No sample collected
Water **Effluent** Total VOCs (ug/L)	81.44	129.86	0.46	108.2	68.4	85.4	84.5	190.3	151.2	115	94.5	111.5	164.1	87.6	81.9	78.1	79.49	158.8	126.28	4.98	
Water Effluent Total VOCs (mg/L)	0.08144	0.12986	0.00046	0.1082	0.0684	0.0854	0.0845	0.1903	0.1512	0.115	0.0945	0.1115	0.1641	0.0876	0.0819	0.0781	0.07949	0.1588	0.12628	0.00498	
Water Effluent Action Level (mg/L)	5	5	5	5	5	5	5	5	5	5	5	5	5	5	5	5	5	5	5	5	
Is effluent less than Action level?	YES	YES	YES	YES	YES	YES	YES	YES	YES	YES	YES	YES	YES	YES	YES	YES	YES	YES	YES	YES	
Lab Report #	SB89843	SB92147	SB93627	SB95582	SB96637	SB98604	SB99964	SC01703	SC03107	SC03777	SC04582	SC06223	SC07980	SC09404	SC10337	SC110901	L1524595	L1527088	L1531077	L1532980	

Date	2/8/2016	3/17/2016	4/15/2016	5/25/2016	6/21/2016	7/22/2016	8/19/2016	11/7/2016	12/15/2016	1/13/2017	3/7/2017	3/29/2017	4/28/2017	5/23/2017	6/21/2017	7/10/2017	8/24/2017	9/26/2017	10/27/2017	11/28/2017	12/20/2017
Month	43rd	44th	45th	46th	47th	48th	49th	50th	51st	52nd	53rd	54th	55th	56th	57th	58th	59th	60th	61st	62nd	63rd
Water Intake Flow Rate (Gal/min)	0.08	0.07	0.07	0.08	0.09	0.01	0.03	0.52	0.21	0.54	0.70	0.73	0.12	0.55	1.15	0.96	0.66	0.41	0.49	0.53	0.29
Water Intake Flow Rate (Gal/day)	115	101	101	115	130	14	43	749	302	778	1,008	1,051	173	792	1,656	1,382	950	590	706	763	418
Water **Influent** Total VOCs (ug/L)	121.16	107.58	133	106	13.6	154	121	197	104	192	177	181	15.3	25.9	146.4	146	81	146	110.91	17.68	14.94
Convert Total VOCs to g/L	0.00012116	0.00010758	0.00013258	0.00010626	0.00001361	0.00015397	0.00012146	0.000197	0.000104	0.000192	0.00017705	0.00018087	0.0000153	0.0000259	0.0001464	0.000146	0.000081	0.000146	0.00011091	0.00001768	0.00001494
Convert Total VOCs to g/gal	0.00046	0.00041	0.00050	0.00040	0.00005	0.00058	0.00046	0.00075	0.00039	0.00073	0.00067	0.00068	0.00006	0.00010	0.00055	0.00055	0.00031	0.00055	0.00042	0.00007	0.00006
Convert Total VOCs to g/day	0.09	0.04	0.05	0.05	0.01	0.01	0.02	0.56	0.12	0.57	0.68	0.72	0.01	0.08	0.92	0.76	0.29	0.33	0.30	0.05	0.02
Convert Total VOCs to pounds/day	0.0001	0.0001	0.0001	0.0001	0.00001	0.00002	0.00004	0.0012	0.00026	0.00125	0.00149	0.00159	0.00002	0.00017	0.00202	0.00168	0.00064	0.00072	0.00065	0.00011	0.00005
Water **Effluent** Total VOCs (ug/L)	65.53	89.13	99	85	3.8	141	91	156	90	90	125	125	13.6	83.8	117	123	101	116	103.8	1.6	3.3
Water Effluent Total VOCs (mg/L)	0.066	0.089	0.099	0.085	0.004	0.141	0.091	0.156	0.090	0.090	0.125	0.125	0.014	0.084	0.117	0.123	0.101	0.116	0.104	0.002	0.003
Water Effluent Action Level (mg/L)	5	5	5	5	5	5	5	5	5	5	5	5	5	5	5	5	5	5	5	5	5
Is effluent less than Action level?	YES	YES	YES	YES	YES	YES	YES	YES	YES	YES	YES	YES	YES	YES	YES	YES	YES	YES	YES	YES	YES
Lab Report #	L1603267	L1607820	L1611122	L1615834	L1618980	L162297	L1623002	L1635988	L1640994	L1701302	L1707009	L1709490	L1713879	L1716786	L1721098	L1723321	L1729885	L1734324	L1739192	L1743449	L1747097

LaBella
Powered by partnership.

Table 5
Historic Total Fluids Extraction (TFE) System Performance Summary - Groundwater
136 Fuller Road, Albany, New York
NYSDEC BCP Site # C401055

Date	1/25/2018	2/26/2018	3/15/2018	4/25/2018	6/29/2018	8/13/2018	9/20/2018	10/26/2018	11/29/2018	12/18/2018	1/16/2019	5/28/2019	6/21/2019	8/28/2019	9/27/2019	10/30/2019	11/29/2019	12/21/2019	1/24/2020	2/26/2020	3/25/2020
Month	64th	65th	66th	67th	68th	69th	70th	71st	72nd	73rd	74th	75th	76th	77th	78th	79th	80th	81st	82nd	83rd	84th
Water Intake Flow Rate (Gal/min)	0.39	0.54	0.50	0.32	1.31	0.11	1.21	2.04	0.58	0.18	0.06	0.06	0.33	0.1	0.97	1.07	0.9	0.91	0.97	0.96	0.85
Water Intake Flow Rate (Gal/day)	562	778	720	461	1,886	158	1,742	2,938	835	259	86	86	475	144	1,397	1,541	1,296	1,310	1,397	1,382	1,224
Water **Influent** Total VOCs (ug/L)	169	135	121	144	113	1057.9	23.36	216.28	28.39	154.56	130	22.4	39.06	550.41	713.33	333.75	277.22	206.52	162.79	158.72	175.52
Convert Total VOCs to g/L	0.000169	0.000135	0.000121	0.000144	0.000113	0.0010579	0.00002336	0.00021628	0.00002839	0.00015456	0.00013	0.0000224	0.00003906	0.00055041	0.00071333	0.00033375	0.00027722	0.00020652	0.00016279	0.00015872	0.00017552
Convert Total VOCs to g/gal	0.00064	0.00051	0.00046	0.00055	0.00043	0.00400	0.00009	0.00082	0.00011	0.00059	0.00049	0.00008	0.00015	0.00208	0.00270	0.00126	0.00105	0.00078	0.00062	0.00060	0.00066
Convert Total VOCs to g/day	0.36	0.40	0.33	0.25	0.81	0.63	0.15	2.40	0.09	0.15	0.04	0.01	0.07	0.30	3.77	1.95	1.36	1.02	0.86	0.83	0.81
Convert Total VOCs to pounds/day	0.00079	0.00088	0.00073	0.00055	0.00178	0.00140	0.00034	0.00530	0.00020	0.00033	0.00009	0.00002	0.00015	0.00066	0.00831	0.00429	0.00300	0.00226	0.00190	0.00183	0.00179
Water **Effluent** Total VOCs (ug/L)	89	106	93	145	94	369.15	75.91	157.17	95.84	89.91	86	12	15	246.79	563.2	325.92	267.49	225.05	167.94	154.24	160.42
Water Effluent Total VOCs (mg/L)	0.089	0.106	0.093	0.145	0.094	0.369	0.076	0.157	0.096	0.090	0.086	0.012	0.015	0.247	0.563	0.326	0.267	0.225	0.168	0.154	0.160
Water Effluent Action Level (mg/L)	5	5	5	5	5	5	5	5	5	5	5	5	5	5	5	5	5	5	5	5	5
Is effluent less than Action level?	YES	YES	YES	YES	YES	YES	YES	YES	YES	YES	YES	YES	YES	YES	YES	YES	YES	YES	YES	YES	YES
Lab Report #	L1802725	L1806659	L1808842	L1814557	L1824901	L1831547	L1837649	L1843845	L1848801	L1852210	L1901994	L1922357	L1927473	L1939079	L1944854	L1951280	L1957591	L1961346	L2003460	L2008431	L2013277

Date	4/24/2020	5/27/2020	6/22/2020	7/29/2020	8/26/2020	9/18/2020	10/3/2020	11/30/2020	12/15/2020	1/9/2021	2/9/2021	3/26/2021	5/5/2021	5/26/2021	6/25/2021	7/28/2021	8/28/2021	9/29/2021	10/29/2021	12/16/2021	1/12/2022
Month	85th	86th	87th	88th	89th	90th	91st	92nd	93rd	94th	95th	96th	97th	98th	99th	100th	101st	102nd	103rd	104th	105th
Water Intake Flow Rate (Gal/min)	0.82	0.25	0.18	0.17	0.23	0.47	0.21	0.67	0.8	NA	0.01	0.06	0.26	0.18	0.07	0.29	0.29	0.30	0.63	1.21	0.04
Water Intake Flow Rate (Gal/day)	1,181	360	259	245	331	677	302	965	1,152	NA	14	86	374	259	101	418	418	432	907	1,742	58
Water **Influent** Total VOCs (ug/L)	179.42	163	118.42	111.84	383.86	226.21	206.24	144.68	161.42		0.86	198.66	222.05	154.01	205.81	95.44	101.52	197.96	34.56	195.1	285.22
Convert Total VOCs to g/L	0.00017942	0.000163	0.00011842	0.00011184	0.00038386	0.00022621	0.00020624	0.00014468	0.00016142		0.00000086	0.00019866	0.00022205	0.00015401	0.00020581	0.00009544	0.00010152	0.00019796	0.00003456	0.0001951	0.00028522
Convert Total VOCs to g/gal	0.00068	0.00062	0.00045	0.00042	0.00145	0.00086	0.00078	0.00055	0.00061		0.00000	0.00075	0.00084	0.00058	0.00078	0.00036	0.00038	0.00075	0.00013	0.00074	0.00108
Convert Total VOCs to g/day	0.80	0.22	0.12	0.10	0.48	0.58	0.24	0.53	0.70		0.00	0.06	0.31	0.15	0.08	0.15	0.16	0.32	0.12	1.29	0.06
Convert Total VOCs to pounds/day	0.00177	0.00049	0.00026	0.00023	0.00106	0.00128	0.00052	0.00116	0.00155	System Off. No sample collected.	0.0000001	0.0001432	0.0006937	0.0003331	0.0001731	0.0003326	0.0003538	0.0007136	0.0002616	0.0028367	0.0001371
Water **Effluent** Total VOCs (ug/L)	172.7	128.1	97.85	74.21	303.67	170	84.88	111.47	104.04		0.18	212.6	180	161.79	212.6	78	78	200	3.1	11.73	280
Water Effluent Total VOCs (mg/L)	0.173	0.128	0.098	0.074	0.304	0.170	0.085	0.111	0.104		0.0002	0.2126	0.1800	0.1618	0.2126	0.0780	0.0780	0.2000	0.0031	0.0117	0.2800
Water Effluent Action Level (mg/L)	5	5	5	5	5	5	5	5	5		5	5	5	5	5	5	5	5	5	5	5
Is effluent less than Action level?	YES	YES	YES	YES	YES	YES	YES	YES	YES		YES	YES	YES	YES	YES	YES	YES	YES	YES	YES	YES
Lab Report #	L2017134	L2021774	L2026198	722920	L2034908	L2039264	L2048202	L2053496	L2053497		L2106128	L2115268	L2123240	L2128165	L2134587	L2140539	L2146032	L2152780	L2159586	L2165686	L2201798

Date	1/27/2022	3/2/2022	4/1/2022	4/30/2022	5/27/2022	6/30/2022	8/4/2022	9/13/2022	9/27/2022	10/28/2022	11/29/2022	12/21/2022	1/19/2023	2/22/2023	3/30/2023	4/27/2023	5/25/2023	6/20/2023	7/20/2023	8/15/2023	9/18/2023
Month	106th	107th	108th	109th	110th	111th	112th	113th	114th	115th	116th	117th	118th	119th	120th	121st	122nd	123rd	124th	125th	126th
Water Intake Flow Rate (Gal/min)	0.044	0.190	1.030	1.2	0.18	0.54	0.14	0.95	0.9	0.44	0.68	1.93	1.41	0.71	1.01	1.73	0.75	0.27	0.68	1.01	0.63
Water Intake Flow Rate (Gal/day)	63	274	1,483	1,728	259	778	202	1,368	1,296	634	982	2,774	2,029	1,025	1,457	2,485	1,087	385	982	1,459	901
Water **Influent** Total VOCs (ug/L)	426.04	171.03	250.35	235.57	150.3	192.1	127.15	166.9	221.06	218.2	183.6	140.4	21.51	33	25.96	103.93	14.49	88.36	92.6	86.3	100.06
Convert Total VOCs to g/L	0.00042604	0.00017103	0.00025035	0.00023557	0.0001503	0.0001921	0.00012715	0.0001669	0.00022106	0.0002182	0.0001836	0.0001404	0.00002151	0.000033	0.00002596	0.00010393	0.00001449	0.00008836	0.0000926	0.0000863	0.00010006
Convert Total VOCs to g/gal	0.00161	0.00065	0.00095	0.00089	0.00057	0.00073	0.00048	0.00063	0.00084	0.00083	0.00069	0.00053	0.00008	0.00012	0.00010	0.00039	0.00005	0.00033	0.00035	0.00033	0.00038
Convert Total VOCs to g/day	0.10	0.18	1.41	1.54	0.15	0.57	0.10	0.86	1.08	0.52	0.68	1.47	0.17	0.13	0.14	0.98	0.06	0.13	0.34	0.48	0.34
Convert Total VOCs to pounds/day	0.0002253	0.0003905	0.0030985	0.0033968	0.0003251	0.0012465	0.0002139	0.0019052	0.0023907	0.0011536	0.0015045	0.0032499	0.0003642	0.0002821	0.0003155	0.0021552	0.0001314	0.0002835	0.0007589	0.0010508	0.0007522
Water **Effluent** Total VOCs (ug/L)	370	160.19	218.53	205.4	131.1	181.3	111.72	134.86	165.13	201.42	166.36	120.02	80.27	93.08	2.4	75	2.6	67.65	69.23	2.26	74.21
Water Effluent Total VOCs (mg/L)	0.3700	0.1602	0.2185	0.2054	0.1311	0.1813	0.1117	0.1349	0.1651	0.2014	0.1664	0.1200	0.0803	0.0931	0.0024	0.0750	0.0026	0.0677	0.0692	0.0023	0.0742
Water Effluent Action Level (mg/L)	5	5	5	5	5	5	5	5	5	5	5	5	5	5	5	5	5	5	5	5	5
Is effluent less than Action level?	YES	YES	YES	YES	YES	YES	YES	YES	YES	YES	YES	YES	YES	YES	YES	YES	YES	YES	YES	YES	YES
Lab Report #	L2204508	L2210959	L2216979	L2223014	L2228193	L2235127	L2242144-02	L2249620	L2253279	L2260708	L2266794	L2271782	L2303275	L2309554	L2316740	L2323178	L2329269	L2335247	L2341788	L2347000	L2354757

LaBella
Powered by partnership

Table 5
Historic Total Fluids Extraction (TFE) System Performance Summary - Groundwater
136 Fuller Road, Albany, New York
NYSDEC BCP Site # C401055

Date	10/27/2023	12/1/2023	12/20/2023	1/16/2024	2/17/2024	3/19/2024	4/29/2024	5/30/2024	6/26/2024	7/30/2024	8/21/2024	9/27/2024	10/28/2024	11/21/2024	12/19/2024	1/29/2025	2/25/2025	3/20/2025	4/25/2025	5/27/2025	6/26/2025
Month	127th	128th	129th	130th	131st	132nd	133rd	134th	135th	136th	137th	138th	139th	140th	141st	142nd	143rd	144th	145th	146th	147th
Water Intake Flow Rate (Gal/min)	0.65	0.47	0.51	NA	NA	0.82	0.59	0.40	0.45	0.38	0.46	0.38	0.18	0.21	0.17	0.27	0.27	0.28	0.21	0.33	0.64
Water Intake Flow Rate (Gal/day)	932	674	731	NA	NA	1,179	846	574	643	548	667	547	254	308	239	388	386	404	296	469	918
Water **Influent** Total VOCs (ug/L)	111.63	154	127.56			137.31	79.26	17.34	100.41	120.61	100.4	28.22	110.6	96.15	122.76	160.87	114.92	147.82	114.46	110.03	110.23
Convert Total VOCs to g/L	0.00011163	0.000154	0.00012756			0.00013731	0.00007926	0.00001734	0.00010041	0.00012061	0.0001004	0.00002822	0.0001106	0.00009615	0.00012276	0.00016087	0.00011492	0.00014782	0.00011446	0.00011003	0.00011023
Convert Total VOCs to g/gal	0.00042	0.00058	0.00048			0.00052	0.00030	0.00007	0.00038	0.00046	0.00038	0.00011	0.00042	0.00036	0.00046	0.00061	0.00043	0.00056	0.00043	0.00042	0.00042
Convert Total VOCs to g/day	0.39	0.39	0.35			0.61	0.25	0.04	0.24	0.25	0.25	0.06	0.11	0.11	0.11	0.24	0.17	0.23	0.13	0.20	0.38
Convert Total VOCs to pounds/day	0.0008680	0.0008659	0.0007778	System Off. No sample collected.	System Off. No sample collected.	0.0013507	0.0005596	0.0000830	0.0005389	0.0005510	0.0005589	0.0001287	0.0002340	0.0002469	0.0002446	0.0005208	0.0003702	0.0004983	0.0002825	0.0004310	0.0008444
Water **Effluent** Total VOCs (ug/L)	77.24	145.5	100.1			69.38	0	71	4.01	78.39	66	0.23	76.18	74.71	84.6	120.28	85.82	122	96.7	4.1	85.21
Water Effluent Total VOCs (mg/L)	0.0772	0.1455	0.1001			0.0694	0.0	0.071	0.004	0.0784	0.066	0.00023	0.07618	0.07471	0.08460	0.12028	0.08582	0.12200	0.09670	0.00410	0.08521
Water Effluent Action Level (mg/L)	5	5	5			5	5	5	5	5	5	5	5	5	5	5	5	5	5	5	5
Is effluent less than Action level?	YES	YES	YES			YES	YES	YES	YES	YES	YES	YES	YES	YES	YES	YES	YES	YES	YES	YES	YES
Lab Report #	L2364026	L2371054	L2375299			L2414819	L2423299	L2429825	L2436217	L2442959	L2447833	L2456001	L2462718	L2468968	L2475044	L2505020	L2510159	L2516353	L2525570	L2532906	L2540187

Date	7/30/2025	9/11/2025	9/26/2025	10/22/2025	11/21/2025	12/19/2025
Month	148th	149th	150th	151st	152nd	153rd
Water Intake Flow Rate (Gal/min)	0.35	0.35	0.46	0.39	0.61	0.36
Water Intake Flow Rate (Gal/day)	504	504	669	567	878	516
Water **Influent** Total VOCs (ug/L)		247.99	82	88.38	17.43	88.37
Convert Total VOCs to g/L		0.00024799	0.000082	0.00008838	0.00001743	0.00008837
Convert Total VOCs to g/gal		0.00094	0.00031	0.00033	0.00007	0.00033
Convert Total VOCs to g/day		0.47	0.21	0.19	0.06	0.17
Convert Total VOCs to pounds/day	System Off. No sample collected.	0.0010430	0.0004576	0.0004180	0.0001278	0.0003804
Water **Effluent** Total VOCs (ug/L)		76.17	24.46	74.6	0	0
Water Effluent Total VOCs (mg/L)		0.07617	0.02446	0.07460	0.00000	0.00000
Water Effluent Action Level (mg/L)		5	5	5	5	5
Is effluent less than Action level?		YES	YES	YES	YES	YES
Lab Report #		L2557418	L2560815	L2566751	L2574562	L2581097

Notes:

Gal/min = gallons per minute

Gal/day = gallons per day

ug/L = micrograms per liter or parts per billion (ppb)

g/gal = grams per gallon

g/day = grams per day

mg/L = milligrams per liter or parts per million (ppm)

LaBella
Powered by partnership

Table 6
Historic Total Fluids Extraction (TFE) System Performance Summary - Vapor
136 Fuller Road, Albany, New York
NYSDEC BCP Site # C401055

DATE	1/12/12	2/27/12	3/30/12	4/26/12	5/30/12	7/10/12	8/16/12	10/17/12	11/27/12	12/18/12	2/12/13	3/27/13	5/1/13	5/21/13	6/18/13	7/29/13	8/20/13	9/24/13	10/29/13	1/7/14	4/29/14
Month	1st	2nd	3rd	4th	5th	6th	7th	8th	9th	10th	11th	12th	13th	14th	15th	16th	17th	18th	19th	20th	21st
Air Discharge Flow (CFM)	540	640	600	580	520	640	760	460	520	505	360	420	410	435	425	430	380	360	360	405	400
Air Stack Discharge Concentration																					
Field Screening PID (ppm)	74	143	118	120	165	82	45	45	21	20	15	6	12	11	10	10	10	7	10	16	1
Total VOCs (ug/m3)	21,957.0	20,939.0	6,677.0	29,558.9	34,030.2	29,026.9	23,110.0	8,803.1	1,431.0	18,422.6	2,551.0	2,057.0	2,166.5	1,769.9	1,032.2	1,345.6	995.6	1,823.2	357.9	22,896.8	4,879.7
Convert Total VOCs to g/m3	0.02196	0.02094	0.00668	0.02956	0.03403	0.02903	0.02311	0.00880	0.00143	0.01842	0.00255	0.00206	0.00217	0.00177	0.00103	0.00135	0.00100	0.00182	0.00036	0.02290	0.00488
Convert Total VOCs to g/CF	0.00062	0.00059	0.00019	0.00084	0.00096	0.00082	0.00065	0.00025	0.00004	0.00052	0.00007	0.00006	0.00006	0.00005	0.00003	0.00004	0.00003	0.00005	0.00001	0.00065	0.00014
Convert Total VOCs to g/hour	20.14	22.77	6.81	29.13	30.07	31.56	29.84	6.88	1.26	15.81	1.56	1.47	1.51	1.31	0.75	0.98	0.64	1.12	0.22	15.76	3.32
Convert Total VOCs to pounds/hour	0.0444	0.0502	0.0150	0.0642	0.0663	0.0696	0.0658	0.0152	0.0028	0.0348	0.0034	0.0032	0.0033	0.0029	0.0016	0.0022	0.0014	0.0025	0.0005	0.0347	0.0073
Air Effluent Action Level (pounds/hr)	0.5	0.5	0.5	0.5	0.5	0.5	0.5	0.5	0.5	0.5	0.5	0.5	0.5	0.5	0.5	0.5	0.5	0.5	0.5	0.5	0.5
Is effluent less than Action Level?	YES	YES	YES	YES	YES	YES	YES	YES	YES	YES	YES	YES	YES	YES	YES	YES	YES	YES	YES	YES	YES
Convert Total VOCs to pounds/day	1.0659	1.2047	0.3601	1.5412	1.5908	1.6700	1.5789	0.3640	0.0669	0.8364	0.0826	0.0777	0.0799	0.0692	0.0394	0.0520	0.0340	0.0590	0.0116	0.8336	0.1755
Lab Report #	12AO397	12B0885	12D0015	12D0895	12E0957	12G0304	12H0617	12J0712	12K0799	12L0712	13B0330	13C0830	13E0185	13E0809	13F0662	SB74042	SB75470	SB77400	SB79403	SB83125	SB88501

DATE	5/21/14	6/30/14	7/24/14	8/28/14	9/17/14	10/22/14	11/18/14	12/18/14	2/5/15	2/25/15	3/19/15	4/16/15	5/27/15	6/26/15	7/20/15	8/24/15	9/30/15	10/22/15	11/24/15	12/14/15	1/29/16
Month	22nd	23rd	24th	25th	26th	27th	28th	29th	30th	31st	32nd	33rd	34th	35th	36th	37th	38th	39th	40th	41st	42nd
Air Discharge Flow (CFM)	390	405	380	420	350	640	340	330	320	320	325	350	330	350	340	300	310	315	320	325	325
Air Stack Discharge Concentration																					
Field Screening PID (ppm)	1	1	1.5	1	5	5	5	5	9	7	8	10	9	10	9	11	10	9	9	9	10
Total VOCs (ug/m3)	6,552.0	8,954.1	6,293.8	9,626.6	7,461.8	9,557.1	12,184.4	1,162.1	5,436.8	6,801.8	7,551.5	4,263.4	3,438.1	5,142.21	4,511.4	5,643.6	21,894.7	9,012.99	5,084.43	3,817.48	
Convert Total VOCs to g/m3	0.00655	0.00895	0.00629	0.00963	0.00746	0.00956	0.01218	0.00116	0.00544	0.00680	0.00755	0.00426	0.00344	0.00514	0.00451	0.00564	0.02189	0.00901	0.00508	0.00382	No sample
Convert Total VOCs to g/CF	0.00019	0.00025	0.00018	0.00027	0.00021	0.00027	0.00035	0.00003	0.00015	0.00019	0.00021	0.00012	0.00010	0.00015	0.00013	0.00016	0.00062	0.00026	0.00014	0.00011	collected
Convert Total VOCs to g/hour	4.34	6.16	4.06	6.87	4.44	10.39	7.04	0.65	2.96	3.70	4.17	2.54	1.93	3.06	2.61	2.88	11.53	4.82	2.76	2.11	due to
Convert Total VOCs to pounds/hour	0.0096	0.0136	0.0090	0.0151	0.0098	0.0229	0.0155	0.0014	0.0065	0.0082	0.0092	0.0056	0.0042	0.0067	0.0057	0.0063	0.0254	0.0106	0.0061	0.0046	summa
Air Effluent Action Level (pounds/hr)	0.5	0.5	0.5	0.5	0.5	0.5	0.5	0.5	0.5	0.5	0.5	0.5	0.5	0.5	0.5	0.5	0.5	0.5	0.5	0.5	canister
Is effluent less than Action Level?	YES	YES	YES	YES	YES	YES	YES	YES	YES	YES	YES	YES	YES	YES	YES	YES	YES	YES	YES	YES	valve
Convert Total VOCs to pounds/day	0.2297	0.3260	0.2150	0.3635	0.2348	0.5499	0.3724	0.0345	0.1564	0.1957	0.2206	0.1341	0.1020	0.1618	0.1379	0.1522	0.6102	0.2552	0.1463	0.1115	failure
Lab Report #	SB89876	SB92245	SB93623	SB95601	SB96623	SB98612	SB99940	SC01717	SC03108	SC03776	SC04622	SC06229	SC07979	SC09384	SC10366	SC11898	L1524627	L1527054	LI531084	LI532962	

DATE	2/8/16	3/17/16	4/15/16	5/25/16	6/21/16	7/22/16	8/19/16	11/7/16	12/15/16	1/13/17	3/7/17	3/29/17	4/28/17	5/23/17	6/21/17	7/10/17	8/24/17	9/26/17	10/27/17	11/28/17	12/20/17
Month	43rd	44th	45th	46th	47th	48th	49th	50th	51st	52nd	53rd	54th	55th	56th	57th	58th	59th	60th	61st	62nd	63rd
Air Discharge Flow (CFM)	340	360	305	320	320	310	320	300	320	320	330	330	310	350	330	340	320	345	335	350	330
Air Stack Discharge Concentration																					
Field Screening PID (ppm)	10	10	5	5	5	5	5	1.5	5	5.0	2.0	4.0	2.0	2.0	3.0	2.0	2.0	2.0	3.0	4.0	2.0
Total VOCs (ug/m3)	1,805.14	3,168.11	6,384	14,473	10,253	6,961	8,802	8,524	3,075	18,963	11,490	17,547	5,244	14,073	13,607	11,391	10,781	10,823	14,439	4,560	3,143
Convert Total VOCs to g/m3	0.00181	0.00317	0.00638	0.01447	0.01025	0.00696	0.00880	0.00852	0.00308	0.01896	0.01149	0.01755	0.00524	0.01407	0.01361	0.01139	0.01078	0.01082	0.01444	0.00456	0.00314
Convert Total VOCs to g/CF	0.00005	0.00009	0.00018	0.00041	0.00029	0.00020	0.00025	0.00024	0.00009	0.00054	0.00033	0.00050	0.00015	0.00040	0.00039	0.00032	0.00031	0.00031	0.00041	0.00013	0.00009
Convert Total VOCs to g/hour	1.04	1.94	3.31	7.87	5.57	3.67	4.79	4.34	1.67	10.31	6.44	9.84	2.76	8.37	7.63	6.58	5.86	6.34	8.22	2.71	1.76
Convert Total VOCs to pounds/hour	0.0023	0.0043	0.0073	0.0173	0.0123	0.0081	0.0106	0.0096	0.0037	0.0227	0.0142	0.0217	0.0061	0.0184	0.0168	0.0145	0.0129	0.0140	0.0181	0.0060	0.0039
Air Effluent Action Level (pounds/hr)	0.5	0.5	0.5	0.5	0.5	0.5	0.5	0.5	0.5	0.5	0.5	0.5	0.5	0.5	0.5	0.5	0.5	0.5	0.5	0.5	0.5
Is effluent less than Action Level?	YES	YES	YES	YES	YES	YES	YES	YES	YES	YES	YES	YES	YES	YES	YES	YES	YES	YES	YES	YES	YES
Convert Total VOCs to pounds/day	0.0552	0.1025	0.1750	0.4163	0.2949	0.1940	0.2532	0.2299	0.0885	0.5455	0.3409	0.5205	0.1461	0.4428	0.4037	0.3482	0.3101	0.3357	0.4348	0.1435	0.0932
Lab Report #	LI532963	LI532964	L1611269	L1615893	L1619014	L1623002	L1626134	L1635986	L1641034	L1701348	L1707049	L1709449	L1713884	L1716739	L1721098	L1723322	L1729934	L1734408	L1739207	L1743448	L1747074

LaBella
Powered by partnership

Table 6
Historic Total Fluids Extraction (TFE) System Performance Summary - Vapor
136 Fuller Road, Albany, New York
NYSDEC BCP Site # C401055

DATE	1/25/18	2/26/18	3/15/18	4/25/18	6/29/18	8/13/18	9/20/18	10/26/18	11/29/18	12/18/18	1/16/19	5/28/19	6/21/19	8/28/19	9/27/19	10/30/19	11/29/19	12/21/19	1/24/20	2/26/20	3/25/20
Month	64th	65th	66th	67th	68th	69th	70th	71st	72nd	73rd	74th	75th	76th	77th	78th	79th	80th	81st	82nd	83rd	84th
Air Discharge Flow (CFM)	340	320	315	290	305	320	315	310	325	320	320	342	198	312	342	324	330	328	270	261	265
Air Stack Discharge Concentration																					
Field Screening PID (ppm)	2.0	2.0	3.0	2.0	1.5	2.0	2.0	3.0	2.0	4.0	2.5	0.5	0.5	2.0	2.5	4	2.5	3	6.4	5.3	5.5
Total VOCs (ug/m3)	5,482	13,260	3,143	5,550	10,200	76,404	5,979	12,618	14,225	7,899	8,621	575	894	28665	29275.7	18728.1	12257.4	19728.3	16,600	7,636	9,217
Convert Total VOCs to g/m3	0.00548	0.01326	0.00314	0.00555	0.01020	0.07640	0.00598	0.01262	0.01422	0.00790	0.00862	0.00058	0.00089	0.02867	0.02928	0.01873	0.01226	0.01973	0.01660	0.00764	0.00922
Convert Total VOCs to g/CF	0.00016	0.00038	0.00009	0.00016	0.00029	0.00216	0.00017	0.00036	0.00040	0.00022	0.00024	0.00002	0.00003	0.00081	0.00083	0.00053	0.00035	0.00056	0.00047	0.00022	0.00026
Convert Total VOCs to g/hour	3.17	7.21	1.68	2.73	5.29	41.54	3.20	6.65	7.85	4.29	4.69	0.33	0.30	15.20	17.01	10.31	6.87	10.99	7.61	3.39	4.15
Convert Total VOCs to pounds/hour	0.0070	0.0159	0.0037	0.0060	0.0117	0.0916	0.0071	0.0147	0.0173	0.0095	0.0103	0.0007	0.0007	0.0335	0.0375	0.0227	0.0152	0.0242	0.0168	0.0075	0.0091
Air Effluent Action Level (pounds/hr)	0.5	0.5	0.5	0.5	0.5	0.5	0.5	0.5	0.5	0.5	0.5	0.5	0.5	0.5	0.5	0.5	0.5	0.5	0.5	0.5	0.5
Is effluent less than Action Level?	YES	YES	YES	YES	YES	YES	YES	YES	YES	YES	YES	YES	YES	YES	YES	YES	YES	YES	YES	YES	YES
Convert Total VOCs to pounds/day	0.1676	0.3815	0.0890	0.1447	0.2797	2.1979	0.1693	0.3516	0.4156	0.2272	0.2480	0.0177	0.0159	0.8040	0.9001	0.5455	0.3636	0.5817	0.4029	0.1792	0.2196
Lab Report #	L1802728	L1806663	L1808876	L1814576	L1825074	L1831640	L1837773	L1843929	L1848910	L1852747	L1902045	L1922378	L1927295	L1939152	L1945128	L1951307	L1957600	L1961557	L2003509	L2008421	L2013278

DATE	4/24/20	5/27/20	6/22/20	7/29/2020	8/26/2020	9/18/2020	11/3/2020	11/30/2020	12/15/2020	1/9/2021	2/9/2021	3/26/2021	5/5/2021	5/26/2021	6/25/2021	7/28/2021	8/28/2021	9/29/2021	10/29/21	12/16/21	1/12/22
Month	85th	86th	87th	88th	89th	90th	91st	92nd	93rd	94th	95th	96th	97th	98th	99th	100th	101st	102nd	103rd	104th	105th
Air Discharge Flow (CFM)	148	144	144	154	158	148	80	140	145	NA	130	126	126	128	126	153	150	154	126	132	147
Air Stack Discharge Concentration																					
Field Screening PID (ppm)	6.5	6.0	1.2	0.95	1.2	1.5	4.1	3.2	2.5		1.2	0.5	1.5	2.0	1.2	1.6	1.8	0.850	1.5	1.5	0.9
Total VOCs (ug/m3)	14,427	9,963	6,148	1,240	1,698	1,548	33,392	9,950	5,465		229	2813.95	4771.67	4415.46	4466.28	4976.6	5448.5	4498.84	4,242	7,060	2,278
Convert Total VOCs to g/m3	0.01443	0.00996	0.00615	0.00124	0.00170	0.00155	0.03339	0.00995	0.00547		0.00023	0.00281	0.00477	0.00442	0.00447	0.00498	0.00545	0.00450	0.00424	0.00706	0.00228
Convert Total VOCs to g/CF	0.00041	0.00028	0.00017	0.00004	0.00005	0.00004	0.00095	0.00028	0.00015	System	0.00001	0.00008	0.00014	0.00013	0.00013	0.00014	0.00015	0.00013	0.00012	0.00020	0.00006
Convert Total VOCs to g/hour	3.63	2.44	1.50	0.32	0.46	0.39	4.54	2.37	1.35	OFF. No	0.05	0.60	1.02	0.96	0.96	1.29	1.39	1.18	0.91	1.58	0.57
Convert Total VOCs to pounds/hour	0.0080	0.0054	0.0033	0.0007	0.0010	0.0009	0.0100	0.0052	0.0030	Sample	0.0001	0.0013	0.0023	0.0021	0.0021	0.0029	0.0031	0.0026	0.0020	0.0035	0.0013
Air Effluent Action Level (pounds/hr)	0.5	0.5	0.5	0.5	0.5	0.5	0.5	0.5	0.5	Collected.	0.5	0.5	0.5	0.5	0.5	0.5	0.5	0.5	0.5	0.5	0.5
Is effluent less than Action Level?	YES	YES	YES	YES	YES	YES	YES	YES	YES		YES	YES	YES	YES	YES	YES	YES	YES	YES	YES	YES
Convert Total VOCs to pounds/day	0.1919	0.1290	0.0796	0.0172	0.0241	0.0206	0.2401	0.1252	0.0712		0.0027	0.0319	0.0540	0.0508	0.0506	0.0684	1.2100	0.0623	0.0480	0.0838	0.0301
Lab Report #	L2017129	L2021892	L2026216	L2031205	L2034954	L2039287	L2048161	L2053071	L2053072		L2106096	L2115386	L2123252	L2128015	L2134581	L2140512	L2140513	L2152787	L2159524	L2165607	L2201808

DATE	1/27/22	3/2/22	4/1/22	4/30/22	5/27/22	6/30/22	8/4/22	9/13/22	9/27/22	10/28/22	11/29/22	12/21/22	1/19/23	2/22/23	3/30/23	4/27/23	5/25/23	6/20/23	7/20/23	8/15/23	9/18/23
Month	106th	107th	108th	109th	110th	111th	112th	113th	114th	115th	116th	117th	118th	119th	120th	121st	122nd	123rd	124th	125th	126th
Air Discharge Flow (CFM)	140	150	158	160	158	175	162	162	162	140	165	150	135	155	175	159	168	171	145	149	159
Air Stack Discharge Concentration																					
Field Screening PID (ppm)	0.52	4.20	6.50	5.2	5	4	7.3	8	8	1.6	7.2	6.7	8.3	10.1	9.7	10.9	14.1	12.6	7.4	6.5	9.1
Total VOCs (ug/m3)	1,697	3,260	5,518	4,869	4,546	1,218	10,414	7,357	10,169	7,021	10,286	10,075	5,349	8,984	6,382	3,470	3,321	2,213	5,815	2,073	6,320
Convert Total VOCs to g/m3	0.00170	0.00326	0.00552	0.00487	0.00455	0.00122	0.01041	0.00736	0.01017	0.00702	0.01029	0.01008	0.00535	0.00898	0.00638	0.00347	0.00332	0.00221	0.00582	0.00207	0.00632
Convert Total VOCs to g/CF	0.00005	0.00009	0.00016	0.00014	0.00013	0.00003	0.00029	0.00021	0.00029	0.00020	0.00029	0.00029	0.00015	0.00025	0.00018	0.00010	0.00009	0.00006	0.00016	0.00006	0.00018
Convert Total VOCs to g/hour	0.40	0.83	1.48	1.32	1.22	0.36	2.87	2.02	2.80	1.67	2.88	2.57	1.23	2.37	1.90	0.94	0.95	0.64	1.43	0.52	1.71
Convert Total VOCs to pounds/hour	0.0009	0.0018	0.0033	0.0029	0.0027	0.0008	0.0063	0.0045	0.0062	0.0037	0.0064	0.0057	0.0027	0.0052	0.0042	0.0021	0.0021	0.0014	0.0032	0.0012	0.0038
Air Effluent Action Level (pounds/hr)	0.5	0.5	0.5	0.5	0.5	0.5	0.5	0.5	0.5	0.5	0.5	0.5	0.5	0.5	0.5	0.5	0.5	0.5	0.5	0.5	0.5
Is effluent less than Action Level?	YES	YES	YES	YES	YES	YES	YES	YES	YES	YES	YES	YES	YES	YES	YES	YES	YES	YES	YES	YES	YES
Convert Total VOCs to pounds/day	0.0214	0.0440	0.0784	0.0700	0.0646	0.0192	0.1517	0.1071	0.1481	0.0884	0.1526	0.1359	0.0649	0.1252	0.1004	0.0496	0.0502	0.0340	0.0758	0.0278	0.0903
Lab Report #	L2204520	L2210958	L2217120	L2223054	L2228289	L2235196	L2242472	L2249593	L2249594	L2260711	L2266777	L2271970	L2303297	L2309535	L2271973	L2323189	L2329272	L2335250	L2341817	L2346997	L2354896

Table 6
Historic Total Fluids Extraction (TFE) System Performance Summary - Vapor
136 Fuller Road, Albany, New York
NYSDEC BCP Site # C401055

DATE	10/27/23	12/1/23	12/20/23	1/16/24	2/17/24	3/19/24	4/29/24	5/30/24	6/26/24	7/30/24	8/21/24	9/27/24	10/28/24	11/21/24	12/19/24	1/29/25	2/25/25	3/20/25	4/25/25	5/27/25	6/30/25
Month	127th	128th	129th	130th	131st	132nd	133rd	134th	135th	136th	137th	138th	139th	140th	141st	142nd	143rd	144th	145th	146th	147th
Air Discharge Flow (CFM)	152	151	178	NA	NA	167	158	161	163	134	168	161	147	151	152	150	160	161	145	203	150
Air Stack Discharge Concentration																					
Field Screening PID (ppm)	7.1	3.4	4.0			1.3	0.1	2.7	11.7	1.0	39.1	39.8	2.3	23.4	1.5	9.4	5.5	8.8	10.3	17.9	0.0
Total VOCs (ug/m3)	6,094	6,946	7,743			3,344	9,485	4,657	5,651	5,402	9,971	9,072	4,751	3,586	3,783	5,090	5,690	4,702	2,188	3,412	4,012
Convert Total VOCs to g/m3	0.00609	0.00695	0.00774			0.00334	0.00949	0.00466	0.00565	0.00540	0.00997	0.00907	0.00475	0.00359	0.00378	0.00509	0.00569	0.00470	0.00219	0.00341	0.00401
Convert Total VOCs to g/CF	0.00017	0.00020	0.00022	System	System	0.00009	0.00027	0.00013	0.00016	0.00015	0.00028	0.00026	0.00013	0.00010	0.00011	0.00014	0.00016	0.00013	0.00006	0.00010	0.00011
Convert Total VOCs to g/hour	1.57	1.78	2.34	OFF. No	OFF. No	0.95	2.55	1.27	1.56	1.23	2.85	2.48	1.19	0.92	0.98	1.30	1.55	1.29	0.54	1.18	1.02
Convert Total VOCs to pounds/hour	0.0035	0.0039	0.0052	Sample	Sample	0.0021	0.0056	0.0028	0.0035	0.0027	0.0063	0.0055	0.0026	0.0020	0.0022	0.0029	0.0034	0.0028	0.0012	0.0026	0.0023
Air Effluent Action Level (pounds/hr)	0.5	0.5	0.5	Collected.	Collected.	0.5	0.5	0.5	0.5	0.5	0.5	0.5	0.5	0.5	0.5	0.5	0.5	0.5	0.5	0.5	0.5
Is effluent less than Action Level?	YES	YES	YES			YES	YES	YES	YES	YES	YES	YES	YES	YES	YES	YES	YES	YES	YES	YES	YES
Convert Total VOCs to pounds/day	0.0833	0.0944	0.1237			0.0502	0.1347	0.0674	0.0828	0.0651	0.1506	0.1313	0.0628	0.0487	0.0517	0.0686	0.0818	0.0681	0.0285	0.0623	0.0541
Lab Report #	L2364043	L2371069	L2375341			L2414802	L2423367	L2430178	L2436232	L2442977	L2447915	L2456007	L2462740	L2468973	L2475135	L2505024	L2510346	L2516650	L2525623	L2533452	L2541162

DATE	7/30/25	9/11/25	9/26/25	10/22/25	11/21/25	12/19/25
Month	148th	149th	150th	151st	152nd	153rd
Air Discharge Flow (CFM)	NA	140	140	145	145	135
Air Stack Discharge Concentration						
Field Screening PID (ppm)		8.8	17.5	12.3	9.5	7.5
Total VOCs (ug/m3)		25,757	5,431	4,494	6,094	3,417
Convert Total VOCs to g/m3		0.02576	0.00543	0.00449	0.00609	0.00342
Convert Total VOCs to g/CF	System	0.00073	0.00015	0.00013	0.00017	0.00010
Convert Total VOCs to g/hour	OFF. No	6.13	1.29	1.11	1.50	0.78
Convert Total VOCs to pounds/hour	Sample	0.0135	0.0028	0.0024	0.0033	0.0017
Air Effluent Action Level (pounds/hr)	Collected.	0.5	0.5	0.5	0.5	0.5
Is effluent less than Action Level?		YES	YES	YES	YES	YES
Convert Total VOCs to pounds/day		0.3242	0.0684	0.0586	0.0794	0.0415
Lab Report #		L2557633	L2561028	L2561029	L2575128	L2582219

Notes:
CFM = cubic feet per minute
ppm = parts per billion
ug/m3 = micrograms per cubic meter
g/m3 = grams per cubic meter
g/CF = grams per cubic feet
g/hour = grams per hour

LaBella
Powered by partnership

Table 7

TFE System - Total Mass Removal Calculations

136 Fuller Road, Abany New York

NYSDEC BCP Site # C401055

DATE	1/12/12	2/27/12	3/30/12	4/26/12	5/30/12	7/10/12	8/16/12	10/17/12	11/27/12	12/18/12	2/12/13	3/27/13
Month	1st	2nd	3rd	4th	5th	6th	7th	8th	9th	10th	11th	12th
Pounds Per Day												
Mass removed Liquid Phase	0.0042	0.00597	0.0025	0.0039	0.0059	0.0006	0.00022	0.00047	0.00102	0.00021	0.00006	0.00003
Mass removed Vapor Phase	1.0659	1.2047	0.3601	1.5412	1.5908	1.6700	1.5789	0.3640	0.0669	0.8364	0.0826	0.0777
TOTAL	1.070	1.2107	0.3626	1.5451	1.5967	1.6707	1.5791	0.3645	0.0679	0.8366	0.0826	0.0777

DATE	5/1/13	5/21/13	6/18/13	7/29/13	8/20/13	9/24/13	10/29/13	1/7/14	4/29/14	5/21/14	6/30/14	7/24/14
Month	13th	14th	15th	16th	17th	18th	19th	20th	21st	22nd	23rd	24th
Pounds Per Day												
Mass removed Liquid Phase	0.00010	0.00005	0.00018	0.00027	0.00012	0.00027	0.00023	0.00233	0.00061	0.00062	0.00099	0.00011
Mass removed Vapor Phase	0.0799	0.0692	0.0394	0.0520	0.0340	0.0590	0.0116	0.8336	0.1755	0.2297	0.3260	0.2150
TOTAL	0.0800	0.0693	0.0396	0.0523	0.0341	0.0593	0.0118	0.8360	0.1761	0.2303	0.3270	0.2151

DATE	8/28/14	9/17/14	10/22/14	11/18/14	12/18/14	2/5/15	2/25/15	3/19/15	4/16/15	5/27/15	6/26/15	7/20/15
Month	25th	26th	27th	28th	29th	30th	31st	32nd	33rd	34th	35th	36th
Pounds Per Day												
Mass removed Liquid Phase	0.00050	0.00012	0.00045	0.00057	0.00095	0.00062	0.00041	0.00076	0.00057	0.00084	0.00036	0.00029
Mass removed Vapor Phase	0.3635	0.2348	0.5499	0.3724	0.0345	0.1564	0.1957	0.2206	0.1341	0.1020	0.1618	0.1379
TOTAL	0.3640	0.2349	0.5503	0.3730	0.0354	0.1570	0.1961	0.2214	0.1347	0.1028	0.1622	0.1382

DATE	8/24/15	9/30/15	10/22/15	11/24/15	12/14/15	1/29/16	2/8/16	3/17/16	4/15/16	5/25/16	6/21/16	7/22/16
Month	37th	38th	39th	40th	41st	42nd	43rd	44th	45th	46th	47th	48th
Pounds Per Day												
Mass removed Liquid Phase	0.00026	0.00027	0.00014	0.00019	0.00005	No data	0.00012	0.00009	0.00011	0.00010	0.00001	0.00002
Mass removed Vapor Phase	0.1522	0.6102	0.2552	0.1463	0.1115	No data	0.0552	0.1025	0.1750	0.4163	0.2949	0.1940
TOTAL	0.1525	0.6104	0.2554	0.1465	0.1116	No data	0.0553	0.1026	0.1752	0.4164	0.2950	0.1940

DATE	8/19/16	11/7/16	12/15/16	1/13/17	3/7/17	3/29/17	4/28/17	5/23/17	6/21/17	7/10/17	8/24/17	9/26/17
Month	49th	50th	51st	52nd	53rd	54th	55th	56th	57th	58th	59th	60th
Pounds Per Day												
Mass removed Liquid Phase	0.00004	0.00123	0.00026	0.00125	0.00149	0.00159	0.00002	0.00017	0.00202	0.00168	0.00064	0.00072
Mass removed Vapor Phase	0.2532	0.2299	0.0885	0.5455	0.3409	0.5205	0.1461	0.4428	0.4037	0.3482	0.3101	0.3357
TOTAL	0.2533	0.2311	0.0887	0.5468	0.3424	0.5221	0.1462	0.4430	0.4057	0.3499	0.3108	0.3364

LaBella
Powered by partnership.

Table 7

TFE System - Total Mass Removal Calculations

136 Fuller Road, Abany New York

NYSDEC BCP Site # C401055

DATE	10/27/17	11/28/17	12/20/17	1/25/18	2/26/18	3/15/18	4/25/18	6/29/18	8/13/18	9/20/18	10/26/18	11/29/18
Month	61st	62nd	63rd	64th	65th	66th	67th	68th	69th	70th	71st	72nd
Pounds Per Day												
Mass removed Liquid Phase	0.00065	0.00011	0.00005	0.00079	0.00088	0.00073	0.00055	0.00178	0.00140	0.00034	0.00530	0.00020
Mass removed Vapor Phase	0.4348	0.1435	0.0932	0.1676	0.3815	0.0890	0.1447	0.2797	2.1979	0.1693	0.3516	0.4156
TOTAL	0.4355	0.1436	0.0933	0.1683	0.3823	0.0897	0.1452	0.2814	2.1993	0.1696	0.3569	0.4158

DATE	12/18/18	1/16/19	5/28/19	6/21/19	8/28/19	9/27/19	10/30/19	11/29/19	12/21/19	1/24/20	2/26/20	3/25/20
Month	73rd	74th	75th	76th	77th	78th	79th	80th	81st	82nd	83rd	84th
Pounds Per Day												
Mass removed Liquid Phase	0.00033	0.00009	0.00002	0.00015	0.00066	0.00831	0.00429	0.00300	0.00226	0.00190	0.00183	0.00179
Mass removed Vapor Phase	0.2272	0.2480	0.0177	0.0159	0.8040	0.9001	0.5455	0.3636	0.5817	0.4029	0.1792	0.2196
TOTAL	0.2276	0.2481	0.0177	0.0161	0.8047	0.9084	0.5498	0.3666	0.5840	0.4048	0.1810	0.2214

DATE	4/24/20	5/27/20	6/22/20	7/29/20	8/20/20	9/18/20	11/3/20	11/30/20	12/15/20	1/9/21	2/9/21	3/26/21
Month	85th	86th	87th	88th	89th	90th	91st	92nd	93rd	94th	95th	96th
Pounds Per Day												
Mass removed Liquid Phase	0.00177	0.00049	0.00026	0.00023	0.00106	0.00128	0.00052	0.00116	0.00155	System OFF. No Sample Collected.	0.0000001	0.0001432
Mass removed Vapor Phase	0.1919	0.1290	0.0796	0.0172	0.0241	0.0206	0.2401	0.1252	0.0712		0.0027	0.0319
TOTAL	0.1937	0.1295	0.0798	0.0174	0.0252	0.0219	0.2407	0.1264	0.0728		0.0027	0.0320

DATE	5/5/21	5/26/21	6/25/21	7/28/21	8/28/21	9/29/21	10/29/21	12/16/21	1/12/22	1/13/22	3/2/22	4/1/22
Month	97th	98th	99th	100th	101st	102nd	103rd	104th	105th	106th	107th	108th
Pounds Per Day												
Mass removed Liquid Phase	0.00069	0.00033	0.00017	0.00033	0.00035	0.00071	0.00026	0.00284	0.00014	0.00023	0.00039	0.00310
Mass removed Vapor Phase	0.0540	0.0508	0.0506	0.0684	1.2100	0.0623	0.0480	0.0838	0.0301	0.0214	0.0440	0.0784
TOTAL	0.0547	0.0511	0.0508	0.0688	1.2104	0.0630	0.0483	0.0866	0.0302	0.0216	0.0444	0.0815

DATE	4/30/22	5/27/22	6/30/22	8/4/22	9/13/22	9/27/22	10/28/22	11/29/22	12/21/22	1/19/23	2/22/23	3/30/23
Month	109th	110th	111th	112th	113th	114th	115th	116th	117th	118th	119th	120th
Pounds Per Day												
Mass removed Liquid Phase	0.00340	0.00033	0.00125	0.00021	0.00191	0.00239	0.00115	0.00150	0.00325	0.00036	0.00028	0.00032
Mass removed Vapor Phase	0.0700	0.0646	0.0192	0.1517	0.1071	0.1481	0.0884	0.1526	0.1359	0.0649	0.1252	0.1004
TOTAL	0.0734	0.0649	0.0204	0.1519	0.1090	0.1505	0.0895	0.1541	0.1391	0.0653	0.1255	0.1007

LaBella
Powered by partnership.

Table 7

TFE System - Total Mass Removal Calculations

136 Fuller Road, Abany New York

NYSDEC BCP Site # C401055

DATE	4/27/23	5/25/23	6/20/23	7/20/23	8/15/23	9/18/23	10/27/23	12/1/23	12/20/23	1/16/24	2/17/24	3/19/24
Month	121st	122nd	123rd	124th	125th	126th	127th	128th	129th	130th	131st	132nd
Pounds Per Day												
Mass removed Liquid Phase	0.00216	0.00013	0.00028	0.00076	0.00105	0.00073	0.0008680	0.00087	0.00078	System OFF. No Sample Collected.	System OFF. No Sample Collected.	0.0013507
Mass removed Vapor Phase	0.0496	0.0502	0.0340	0.0758	0.0278	0.0903	0.0833	0.0944	0.1237			0.0502005
TOTAL	0.0518	0.0503	0.0343	0.0766	0.0288	0.0911	0.0841	0.0952	0.1245			0.0516

DATE	4/29/24	5/30/24	6/26/24	7/30/24	8/21/24	9/27/24	10/28/24	11/21/24	12/19/24	1/29/25	2/25/25	3/20/25
Month	133rd	134th	135th	136th	137th	138th	139th	140th	141st	142nd	143rd	144th
Pounds Per Day												
Mass removed Liquid Phase	0.00056	0.00008	0.00054	0.00055	0.00056	0.00013	0.00023	0.00025	0.00024	0.00052	0.00037	0.00050
Mass removed Vapor Phase	0.1347	0.0674	0.0828	0.0651	0.1506	0.1313	0.0628	0.0487	0.0517	0.0686	0.0818	0.0681
TOTAL	0.1353	0.0675	0.0833	0.0656	0.1511	0.1314	0.0630	0.0489	0.0519	0.0692	0.0822	0.0686

DATE	4/25/25	5/27/25	6/26/25	7/30/25	9/11/25	9/26/25	10/22/25	11/21/25	12/19/25
Month	145th	146th	147th	148th	149th	150th	151st	152nd	153rd
Pounds Per Day									
Mass removed Liquid Phase	0.0002825	0.000431	0.000844	System OFF. No Sample Collected.	0.0004342	0.0004576	0.0004180	0.0001278	0.0003804
Mass removed Vapor Phase	0.0285	0.0623	0.0541		0.3242	0.0684	0.0586	0.0794	0.0415
TOTAL	0.0288	0.0627	0.0549		0.3246	0.0688	0.0590	0.0796	0.0418

LaBella
Powered by partnership.

APPENDIX A

2025 Quarterly Groundwater Field Data Sheets

Groundwater Elevation Readings
136 Fuller Road, Albany, NY
NYSDEC BCP Site No. C401055
LaBella Project No. 2222575

LaBella Personnel: Brandon Kedik
Quarter/Year: Q1 2025
Date: 03/04/25

	MW ID	Depth to Groundwater (ft.btoc)	Notes:
Quarterly Sampled Location	MW10	13.31	
	MW25	7.69	
	MW27	NM	unable to locate, Ice over area
	MW30	13.95	
	MW33	13.81	
	MW32	13.99	
Additional Annually Sampled Well	MW3	10.95	
	MW7	NM	unable to gauge due to ice in head box
	MW9	11.13	
	MW13	NM	unable to locate, under Snow/Ice
	MW18	11.81	
	MW20	8.47	
	MW29	9.11	
	MW31	13.68	
	MW37	13.57	
	MW1	NM	unable to locate, under Ice
	MW23	8.49	
	MW8	8.35	
	MW17	9.60	
	MW35	13.43	
	MW34	NM	Blocked By Pallets
	MW2	NM	under Ice
	MW11	NM	Blocked By equipment
	MW5	11.42	
	MW12	NM	unable to locate Possibly removed

LaBella
Powered by partnership

Groundwater Elevation Readings
136 Fuller Road, Albany, NY
NYSDEC BCP Site No. C401055
LaBella Project No. 2222575

LaBella Personnel: B. Field, S. Perry

Quarter/Year: 2Q2025

Date: 6/30/2025

	MW ID	Depth to Groundwater (ft.btoc)	Total Depth (ft.btoc)	Notes:
Quartely Sampled Location	MW10	11.96	14.50	
	MW25	7.92	9.32	New Vault
	MW27	7.65	9.52	New Vault.
	MW30	13.85	19.64	
	MW32	12.43.	24.71	
	MW33	12.62	23.71	Soft bottom new vault Lid 4"
Additional Annually Sampled Well	MW13	16.93	19.65	Soft bottom, replace bolts
	MW7	8.67	17.75	new bolts soft bottom
	MW9	10.71	11.70	Soft Bottom New lid 6"x8"
	MW33	9.63	33.13	replace bolts
	MW18	Dry.	11.90	heavy silts, very soft bottom, silted in, jelly like substance
	MW20	7.29	18.11	New Vault.
	MW29	7.75	9.25	
	MW31	12.30	22.75	
	MW37	12.19.	22.86.	under 6" Conveyance Pipe.
	MW17	8.33	17.71	Soft bottom, replace bolts
	MW35	12.78	35.31	
	MW1	7.33	29.76	
	MW23	7.20	18.80	New Vaults
	MW8	NM		Blocked
	MW34	NM		Blocked.
	MW2	8.35	16.75	New Vault
	MW11	NM		Blocked
	MW5	10.41	34.51	Soft bottom, 3/4" well, sampled in lieu of MW18
	MW12	NM		

LaBella
Powered by partnership

Groundwater Elevation Readings
136 Fuller Road, Albany, NY
NYSDEC BCP Site No. C401055
LaBella Project No. 2222575

LaBella Personnel: Brandon Kedick

Quarter/Year: Q3 2025

Date: 9/25/25

	MW ID	Depth to Groundwater (ft.btoc)	Total Depth (ft.btoc)	Notes: Time
Quartely Sampled Location	[redacted]	13.64	14.98	0847
	[redacted]	8.32	9.10	very soft BTM 0813
	[redacted]	8.07	9.51	0826
	[redacted]	14.14	19.35	1120
	[redacted]	13.96	23.61	1032
	MW38	14.13	24.38	0936
Additional Annually Sampled Well	MW3	11.20	33.10	1407
	MW7	NM	NM	Pouring
	MW9	NM	NM	unable, tubing is 1.4' deep in casing
	MW13	NM	NM	Road box filled w/ water, pouring
	MW18	10.61	11.92	1401
	MW20	9.36	18.15	1334
	MW29	NM	NM	lake in grass area
	MW31	13.82	22.75	1224
	MW37	13.74	22.75	1213
	MW17	9.62	NM	1413
	MW35	12.79	35.29	~~1351~~ 1229
	MW1	9.13	29.72	1353
	MW23	9.04	19.78	1349
	MW8	8.92	24.65	1341
	MW34	NM	NM	Blocked, Pallets
	MW2	10.15	32.45	1327
	MW11	NM	NM	Blocked, machinery
	MW5	11.62	34.49	1403
	MW12	NM	NM	Missing

LaBella
Powered by partnership.

Groundwater Elevation Readings
136 Fuller Road, Albany, NY
NYSDEC BCP Site No. C401055
LaBella Project No. 2222575

LaBella Personnel: Brandon Kedik

Quarter/Year: Q4 2025

Date: 12/16/25

	MW ID	Depth to Groundwater (ft.btoc)	Total Depth (ft.btoc)	Notes:	
Quartely Sampled Location	[redacted]	13.53	14.49		0910
	[redacted]	8.36	8.79	soft Bottom	0806
	[redacted]	8.09	9.51		0833
	[redacted]	~~13.97~~ 13.91 BK	19.33		1207
	[redacted]	13.95	23.63		1118
	[redacted]	14.16	23.76		10.18
Additional Annually Sampled Well	MW3	11.10	33.06		1459
	MW7	NM	~	unable to remove cap	
	MW9	11.33	11.63		1327
	MW13	NM	~	under snow/Ice	
	MW18	11.92	12.00		1443
	MW20	8.61	18.15		1421
	MW29	9.36	27.53		1415
	MW31	13.74	22.75		1317
	MW37	13.74	22.68		1313
	MW17	NM	~	under snow/Ice	
	MW35	14.17	35.30		13.34
	MW1	NM	~	under snow/Ice	
	MW23	8.67	18.77		1427
	MW8	8.57	24.64		1423
	MW34	NM	~	under Pallets	
	MW2	NM	~	under snow/Ice	
	MW11	NM	~	under equip	
	MW5	11.69	34.48		1447
	MW12	NM	~	Destroyed	

LaBella
Powered by partnership.

LaBella
Powered by partnership

Project Name: 136 Fuller Road, BCP Site No. C401055
Location: Albany , NY
Project No.: 2222575
Sampled By: Brandon Kubik
Date: 03/04/25
Weather: Indoors

WELL I.D.: MW-10

WELL SAMPLING INFORMATION					
Well Diameter:	1-inch	Static Water Level:	13.31	Sample Name:	MW-10
Depth of Well:	14.60-ft.btoc	Length of Well Screen:	10-feet	Sample Analysis:	TLC VOCs (8260)
Measuring Point:	TOC (north)	Depth to Top of Pump:	14.0-ft btoc	Purge Start & End time:	0759 / 0835
Pump Type:	Peristaltic	Tubing Type:	1/4-inch dedicated	Sample Time:	0836

FIELD PARAMETER MEASUREMENT

Time	Pump Rate	Static Water Level <0.3 ft	pH +/- 0.1	Temp °C <0.3	Conductivity (mS/cm) +/- 3%	Turbidity (NTU) < 50	Dissolved O_2 (mg/l) 10%	Redox (mV) +/- 10 mV	Comments
0804	0.05	13.79	6.57	15.0	1275	8.32	5.00	215.7	
0809	0.05	13.84	6.35	16.8	2667	6.22	4.38	221.2	
0814	0.05	13.83	6.38	17.1	1330	6.72	4.42	204.8	
0819	0.05	13.84	6.38	17.2	2581	5.64	4.04	154.3	
0824	0.05	13.84	6.39	17.4	1280	5.59	4.47	124.7	
0829	0.05	13.84	6.41	17.5	1333	4.90	4.58	89.5	
0834	0.05	13.84	6.41	17.4	1288	4.83	4.55	88.7	
0836	Sample								

Total 1.8 Gallons Purged

OBSERVATIONS

Groundwater Color: Clear
Odors: None
Sheen: None

MS/MSD: ☐ *If yes, which analysis:*

Blind Duplicate: ☐ *If yes, name:*

LaBella
Powered by partnership

WELL I.D.: MW-25

Project Name: 136 Fuller Road, BCP Site No. C401055
Location: Albany , NY
Project No.: 2222575
Sampled By: Brendan Kedrik
Date: 03/04/25
Weather: Breezy, Cloudy ~40°F

WELL SAMPLING INFORMATION

Well Diameter:	1-inch	Static Water Level:	7.69	Sample Name:	MW-25
Depth of Well:	9.3-ft. btoc	Length of Well Screen:	5-feet	Sample Analysis:	TCL VOCs (8260)
Measuring Point:	TOC (north)	Depth to Top of Pump:	9-ft btoc	Purge Start & End time:	1201 / 1204
Pump Type:	Peristaltic	Tubing Type:	1/4-inch dedicated	Sample Time:	1336

FIELD PARAMETER MEASUREMENT

Time	Pump Rate	Static Water Level <0.3 ft	pH +/- 0.1	Temp °C <0.3	Conductivity (mS/cm) +/- 3%	Turbidity (NTU) < 50	Dissolved O_2 (mg/l) 10%	Redox (mV) +/- 10 mV	Comments
1202	0.05	8.92	7.00	8.6	231.9	27.49	4.70	-89.3	
1204	dry								

Total ~0.15 Gallons Purged

OBSERVATIONS

Groundwater Color: Clear
Odors: None
Sheen: None

MS/MSD: ☐ *If yes, which analysis:*

Blind Duplicate: ☐ *If yes, name:*

LaBella
Powered by Partnership

Project Name: 136 Fuller Road, BCP Site No. C401055
Location: Albany , NY
Project No.: 2222575
Sampled By: Brandon Kedicky
Date: 03/04/25
Weather: Indoors

WELL I.D.: MW-30

WELL SAMPLING INFORMATION					
Well Diameter:	1-inch	Static Water Level:	13.95	Sample Name:	MW-30
Depth of Well:	19.65-ft btoc	Length of Well Screen:	10-feet	Sample Analysis:	TCL VOCs (8260)
Measuring Point:	TOC (north)	Depth to Top of Pump:	18.5-ft btoc	Purge Start & End time:	1051 / 1128
Pump Type:	Peristaltic	Tubing Type:	1/4-inch dedicated	Sample Time:	1129

FIELD PARAMETER MEASUREMENT

Time	Pump Rate	Static Water Level <0.3 ft	pH +/- 0.1	Temp °C <0.3	Conductivity (mS/cm) +/- 3%	Turbidity (NTU) < 50	Dissolved O_2 (mg/l) 10%	Redox (mV) +/- 10 mV	Comments
1101	0.05	15.71	6.59	17.3	577	8.66	3.70	74.2	
1106	0.05	15.77	6.58	16.9	628	8.72	3.71	29.4	
1111	0.05	15.77	6.57	16.8	1240	8.63	3.78	-5.7	
1116	0.05	15.76	6.58	16.8	1260	8.42	4.00	-50.1	
1121	0.05	15.76	6.54	16.7	1245	9.25	3.38	-69.0	
1126	0.05	15.76	6.55	16.7	1276	7.19	3.40	-68.7	
1129	Sample								

Total 1.85 Gallons Purged

OBSERVATIONS

Groundwater Color: Clear
Odors: Chemical
Sheen: None

MS/MSD: ☐ *If yes, which analysis:*

Blind Duplicate: ☐ *If yes, name:*

LaBella
Powered by partne

Project Name: 136 Fuller Road, BCP Site No. C401055
Location: Albany, NY
Project No.: 2222575
Sampled By: Brandon Kedik
Date: 03/04/25
Weather: Indoors

WELL I.D.: MW-32

WELL SAMPLING INFORMATION					
Well Diameter:	1-inch	Static Water Level:	13.81	Sample Name:	MW-32
Depth of Well:	24.69-ft btoc	Length of Well Screen:	15-feet	Sample Analysis:	TCL VOCs (8260)
Measuring Point:	TOC (north)	Depth to Top of Pump:	23-ft btoc	Purge Start & End time:	1008 / 1039
Pump Type:	Peristaltic	Tubing Type:	1/4-inch dedicated	Sample Time:	1040

FIELD PARAMETER MEASUREMENT

Time	Pump Rate	Static Water Level <0.3 ft	pH +/- 0.1	Temp °C <0.3	Conductivity (mS/cm) +/- 3%	Turbidity (NTU) < 50	Dissolved O_2 (mg/l) 10%	Redox (mV) +/- 10 mV	Comments
1013	0.05	13.88	6.50	19.7	1391	8.41	3.39	-75.7	
1023	0.05	13.88	6.55	19.4	1400	6.97	4.57	-6.1	
1028	0.05	13.88	6.52	19.3	1405	6.28	3.83	11.1	
1033	0.05	13.88	6.54	19.3	1403	7.29	3.86	32.3	
1038	0.05	13.88	6.51	19.2	1410	6.68	3.59	49.1	
1040	Sample								

Total 1.65 Gallons Purged

OBSERVATIONS

Groundwater Color: Clear
Odors: Slight Chemical
Sheen: None

MS/MSD: ☐ *If yes, which analysis:*

Blind Duplicate: ☐ *If yes, name:*

LaBella
Powered by partnership

Project Name: 136 Fuller Road, BCP Site No. C401055
Location: Albany , NY
Project No.: 2222575
Sampled By: Brandon Kedik
Date: 03/04/25
Weather: Indoors

WELL I.D.: MW-33

WELL SAMPLING INFORMATION					
Well Diameter:	1-inch	Static Water Level:	13.99	Sample Name:	MW-33
Depth of Well:	24.40-ft btoc	Length of Well Screen:	10-feet	Sample Analysis:	TCL VOCs (8260)
Measuring Point:	TOC (north)	Depth to Top of Pump:	23-ft btoc	Purge Start & End time:	0854 / 0936
Pump Type:	Peristaltic	Tubing Type:	1/4-inch dedicated	Sample Time:	0937

FIELD PARAMETER MEASUREMENT

Time	Pump Rate	Static Water Level <0.3 ft	pH +/- 0.1	Temp °C <0.3	Conductivity (mS/cm) +/- 3%	Turbidity (NTU) < 50	Dissolved O_2 (mg/l) 10%	Redox (mV) +/- 10 mV	Comments
0859	0.05	14.06	6.46	20.6	1626	13.17	3.58	-44.3	
~~0904~~									
0924	0.05	14.17	6.44	21.1	1604	9.08	3.45	-42.5	
0929	0.05	14.16	6.45	21.1	772	7.36	3.44	-44.0	
0934	0.05	14.16	6.44	21.0	1549	7.70	3.42	-45.5	
0937	sample								

Total 2.1 Gallons Purged

OBSERVATIONS

Groundwater Color: Clear to Yellow
Odors: None
Sheen: None

MS/MSD: ☐ *If yes, which analysis:*

Blind Duplicate: ☐ *If yes, name:*

LaBella
Powered by partnership

Project Name: 136 Fuller Road, BCP No. C401055
Location: Albany, NY
Project No.: 2222575
Sampled By: Shaneqwa Perry
Date: 6/30/25
Weather: Sunny ~79°F

WELL I.D.: MW-3

WELL SAMPLING INFORMATION		
Well Diameter: 3/4"	Static Water Level: 9.63	Sample Name: MW-3
Depth of Well: 33.13	Length of Well Screen:	Sample Analysis: TCL VOCs 8260
Measuring Point:	Depth to Top of Pump:	Purge Start & End time: 11:58 / 12:44
Pump Type: Peristaltic	Tubing Type: 1/4" Dedicated	Sample Time: 12:50

FIELD PARAMETER MEASUREMENT

Time	Pump Rate	Static Water Level <0.3 ft	pH +/- 0.1	Temp °C <0.3	Conductivity (mS/cm) +/- 3%	Turbidity (NTU) < 50	Dissolved O_2 (mg/l) 10%	Redox (mV) +/- 10 mV	Comments
11:58	.25	9.63	7.45	23.87	1.41	86.1	1.37	53	
12:04	0.13		7.50	22.96	1.49	65.9	0.75	23	
12:09	0.13		7.50	22.81	1.54	29.2	0.64	17	
12:14	0.13		7.49	22.57	1.58	21.2	0.66	10	
12:19	0.13		7.51	22.54	1.59	25.6	0.58	4	
12:24	0.13		7.50	22.91	1.60	34.5	0.48	-1	
12:29	0.13		7.50	22.39	1.61	15.4	0.56	-3	
12:34	0.13		7.50	22.41	1.62	11.4	0.51	-6	
12:39	0.13		7.50	22.39	1.62	10.5	0.49	-9	
12:44	0.13	9.71	7.50	22.37	1.62	11.9	0.51	-10	

Total 1.15 Gallons Purged

OBSERVATIONS

Groundwater Color: clear
Odors: none
Sheen: none

MS/MSD: ☐ *If yes, which analysis:*

Blind Duplicate: ☐ *If yes, name:*

LaBella
Powered by partnership

Project Name: 136 Fuller Road, BCP No. C401055
Location: Albany, NY
Project No.: 2222575
Sampled By: Shenequa Perry
Date: 6/30/23
Weather: Sunny 72°F

WELL I.D.: MW5

WELL SAMPLING INFORMATION		
Well Diameter: 3/4"	Static Water Level: 10.91	Sample Name: MW-5
Depth of Well: 34.51	Length of Well Screen:	Sample Analysis: TCL VOC's 8260
Measuring Point:	Depth to Top of Pump:	Purge Start & End time: 10:25 / 1055
Pump Type: Peristaltic	Tubing Type: HDPE 1/4"	Sample Time: 1100

FIELD PARAMETER MEASUREMENT

Time	Pump Rate	Static Water Level <0.3 ft	pH +/- 0.1	Temp °C <0.3	Conductivity (mS/cm) +/- 3%	Turbidity (NTU) < 50	Dissolved O_2 (mg/l) 10%	Redox (mV) +/- 10 mV	Comments
10:25	0.17	10.91	7.17	20.13	1.56	399	2.22	42	well too small for tube and probe
10:30	0.17		7.24	20.04	1.60	90.4	1.25	25	
10:35	0.17		7.35	19.94	1.61	25.9	0.85	18	
10:40	0.17		7.39	19.81	1.62	13.5	0.70	17	
10:45	0.17		7.42	19.67	1.62	7.1	0.62	17	
10:50	0.17		7.43	19.75	1.63	5.6	0.54	19	
10:55	0.17	10.51	7.43	19.72	1.64	4.9	0.65	20	

Total 1.4 Gallons Purged

OBSERVATIONS

Groundwater Color: Clear - Grey Brown tint
Odors: none
Sheen: none

MS/MSD: ☐ *If yes, which analysis.*
Blind Duplicate: ☐ *If yes, name:*

LaBella
Powered by partnership.

Project Name: 136 Fuller Road, BCP No. C401055
Location: Albany, NY
Project No.: 2222575
Sampled By: Shenequa Perry
Date: 6/20/24
Weather: Sunny 83°F

WELL I.D.: MW-7

WELL SAMPLING INFORMATION		
Well Diameter: 2"	Static Water Level: 8.67	Sample Name: MW-7
Depth of Well: 17.35	Length of Well Screen:	Sample Analysis: TCL VOCs 8260
Measuring Point:	Depth to Top of Pump:	Purge Start & End time: 1400 / 1425
Pump Type: Peristaltic	Tubing Type: 1/4" Dedicated	Sample Time: 14:35

FIELD PARAMETER MEASUREMENT

Time	Pump Rate	Static Water Level <0.3 ft	pH +/- 0.1	Temp °C <0.3	Conductivity (mS/cm) +/- 3%	Turbidity (NTU) < 50	Dissolved O_2 (mg/l) 10%	Redox (mV) +/- 10 mV	Comments
14:00		8.88	7.76	20.55	2.23	23.1	1.51	74	
14:05	.25	8.95	7.84	20.20	2.24	4.8	0.65	61	
14:10		9.00	7.84	19.40	2.34	2.2	0.46	52	
14:15		9.02	7.84	19.29	2.36	2.6	0.42	48	
14:20		9.03	7.85	19.44	2.36	1.8	0.40	44	
14:25		9.01	7.86	19.55	2.37	0.6	0.44	38	

Total 1 Gallons Purged

OBSERVATIONS

Groundwater Color: Clear, a few particles
Odors: none
Sheen: none

MS/MSD: ☐ *If yes, which analysis:*

Blind Duplicate: ☐ *If yes, name:*

LaBella
Powered by partnership.

WELL I.D.: MW-9

Project Name: 136 Fuller Road, BCP No. C401055
Location: Albany, NY
Project No.: 2222575
Sampled By: BWF
Date: 6/30/25 & 7/1/25.
Weather: Indoors

WELL SAMPLING INFORMATION					
Well Diameter:	1"	Static Water Level:	10.71	Sample Name:	BWF
Depth of Well:	16.1	Length of Well Screen:	5'	Sample Analysis:	VOCs
Measuring Point:	TOC	Depth to Top of Pump:	11.50	Purge Start & End time:	1230 / 1236
Pump Type:	Peri.	Tubing Type:	1/4"	Sample Time:	7/1/25 @ 0905

FIELD PARAMETER MEASUREMENT

Time	Pump Rate	Static Water Level <0.3 ft	pH +/- 0.1	Temp °C <0.3	Conductivity (mS/cm) +/- 3%	Turbidity (NTU) < 50	Dissolved O_2 (mg/l) 10%	Redox (mV) +/- 10 mV	Comments
1235	0.05	11.45	8.41	18.71	1.496	V. High	0.95	-98	Replace
	Dry	@ 1236	V.L	Return to Sampling					Tubing
7/1 0903	0.02	10.79	8.03	18.10	1.477	Low	0.86	-111	

Total ~0.03 Gallons Purged

OBSERVATIONS

Groundwater Color: Black
Odors: None
Sheen: None

MS/MSD: ☐ *If yes, which analysis:*

Blind Duplicate: ☐ *If yes, name:*

LaBella
Powered by partnership.

Project Name: 136 Fuller Road, BCP No. C401055
Location: Albany, NY
Project No.: 2222575
Sampled By: RWF
Date: 6/30/25
Weather: Fwlocrs.

WELL I.D.: MW-10

WELL SAMPLING INFORMATION					
Well Diameter:	1"	Static Water Level:	11.26	Sample Name:	MW-10
Depth of Well:	14.50	Length of Well Screen:	10'	Sample Analysis:	VOCs
Measuring Point:	TOC	Depth to Top of Pump:	14'	Purge Start & End time:	1325 / 1345
Pump Type:	Peri	Tubing Type:	1/4"	Sample Time:	1347.

FIELD PARAMETER MEASUREMENT

Time	Pump Rate	Static Water Level <0.3 ft	pH +/- 0.1	Temp °C <0.3	Conductivity (mS/cm) +/- 3%	Turbidity (NTU) < 50	Dissolved O_2 (mg/l) 10%	Redox (mV) +/- 10 mV	Comments
1330	0.07	11.98	6.99	19.13	1.014	Low	0.95	-125	
1335	"	11.98	6.96	19.26	1.015	"	0.89	-130	
1340	"	12.00	6.94	19.25	1.017	"	0.88	-131	
1345	"	12.01	6.93	19.24	1.019	"	0.86	-138	

Total 0.5 Gallons Purged

OBSERVATIONS

Groundwater Color: Mostly Clear
Odors: None
Sheen: None.

MS/MSD: ☐ *If yes, which analysis:*

Blind Duplicate: ☐ *If yes, name:*

LaBella
Powered by partnership.

WELL I.D.: MW-13

Project Name: 136 Fuller Road, BCP No. C401055
Location: Albany, NY
Project No.: 2222575
Sampled By: Shenegua Perry
Date: 6/30/25
Weather: Sunny 72°F

WELL SAMPLING INFORMATION		
Well Diameter: 1"	Static Water Level: 16.83	Sample Name: MW-13
Depth of Well: 19.65	Length of Well Screen:	Sample Analysis: TCL VOCs 8260
Measuring Point:	Depth to Top of Pump:	Purge Start & End time: 9:50 / 0959
Pump Type: Peristaltic	Tubing Type: 1/4" - Dedicated	Sample Time: 11:15

FIELD PARAMETER MEASUREMENT

Time	Pump Rate	Static Water Level <0.3 ft	pH +/- 0.1	Temp °C <0.3	Conductivity (mS/cm) +/- 3%	Turbidity (NTU) < 50	Dissolved O_2 (mg/l) 10%	Redox (mV) +/- 10 mV	Comments
9:50		19.65	6.99	19.76	1.58		1.49	-50	well dry as soon as flow through was full
11:15		10.95	7.01	19.56	1.450	Low	1.34	-60	

Total .2 Gallons Purged

OBSERVATIONS

Groundwater Color: Clear w/ Brown Sediment
Odors: None
Sheen: None

MS/MSD: ☐ *If yes, which analysis.*

Blind Duplicate: ☐ *If yes, name:*

LaBella
Powered by partnership

Project Name: 136 Fuller Road, BCP No. C401055
Location: Albany, NY
Project No.: 2222575
Sampled By: Shenequa Perry
Date: 6/30/25
Weather: Sunny 79°F

WELL I.D.: MW-17

WELL SAMPLING INFORMATION		
Well Diameter: 1"	Static Water Level: 8.33	Sample Name: MW-17
Depth of Well: 17.71	Length of Well Screen:	Sample Analysis: TCL VOCs 8260
Measuring Point:	Depth to Top of Pump:	Purge Start & End time: 1305 / 1325
Pump Type: Peristaltic	Tubing Type: HDPE 1/4"	Sample Time: 1330

FIELD PARAMETER MEASUREMENT

Time	Pump Rate	Static Water Level <0.3 ft	pH +/- 0.1	Temp °C <0.3	Conductivity (mS/cm) +/- 3%	Turbidity (NTU) < 50	Dissolved O_2 (mg/l) 10%	Redox (mV) +/- 10 mV	Comments
13:05		8.48	7.64	21.15	0.942	64.7	2.50	40	
13:10		8.48	7.64	20.74	0.925	57.2	1.81	39	
13:15	.25	8.50	7.65	20.11	0.896	45.8	1.59	39	
13:20		8.50	7.72	19.99	0.894	39.1	1.51	39	
13:25	.50	8.50	7.72	19.98	0.896	39.2	1.50	39	

Total .50 Gallons Purged

OBSERVATIONS

Groundwater Color: Clear slight Brown Tint
Odors: None
Sheen: none

MS/MSD: ☐ *If yes, which analysis:*
Blind Duplicate: ☐ *If yes, name:*

LaBella
Powered by partnership.

WELL I.D.: MW-20

Project Name: 136 Fuller Road, BCP No. C401055
Location: Albany, NY
Project No.: 2222575
Sampled By: BWF
Date: 6/30/25
Weather: Sunny, ~90°F

WELL SAMPLING INFORMATION

Well Diameter:	1.5"	Static Water Level:	7.29	Sample Name:	MW-20
Depth of Well:	18.1	Length of Well Screen:	10'	Sample Analysis:	VOCs
Measuring Point:	TOC	Depth to Top of Pump:	17' btoc	Purge Start & End time:	1537 / 1555
Pump Type:	Peri	Tubing Type:	Y-4"	Sample Time:	1559

FIELD PARAMETER MEASUREMENT

Time	Pump Rate	Static Water Level <0.3 ft	pH +/- 0.1	Temp °C <0.3	Conductivity (mS/cm) +/- 3%	Turbidity (NTU) < 50	Dissolved O_2 (mg/l) 10%	Redox (mV) +/- 10 mV	Comments
1540	0.15	7.32	6.54	19.0	1.421	Low	0.89	-106.5	
1545	"	7.36	6.61	18.9	1.430	"	0.69	-108.4	
1550	"	7.41	6.60	18.8	1.435	"	0.61	-110.4	
1555	"	7.43	6.59	18.8	1.440	"	0.66	-110.9	

Total 0.5 Gallons Purged

OBSERVATIONS

Groundwater Color: Mostly Clear
Odors: None
Sheen: None

MS/MSD: ☐ *If yes, which analysis:*

Blind Duplicate: ☐ *If yes, name:*

LaBella
Powered by partnership.

WELL I.D.: MW-25

Project Name: 136 Fuller Road, BCP No. C401055
Location: Albany, NY
Project No.: 2222575
Sampled By: Shenegua Perry
Date: 6/30/25 & 7/1/25
Weather: Sunny 86°F

WELL SAMPLING INFORMATION

Well Diameter:	1"	Static Water Level:	7.92	Sample Name:	MW-25
Depth of Well:	9.32	Length of Well Screen:	/	Sample Analysis:	VOCs
Measuring Point:	TOC	Depth to Top of Pump:		Purge Start & End time:	1500 / 1509
Pump Type:	Peristaltic	Tubing Type:	1/4" Dedicated	Sample Time:	7/1/25 @ 0835

FIELD PARAMETER MEASUREMENT

Time	Pump Rate	Static Water Level <0.3 ft	pH +/- 0.1	Temp °C <0.3	Conductivity (mS/cm) +/- 3%	Turbidity (NTU) < 50	Dissolved O_2 (mg/l) 10%	Redox (mV) +/- 10 mV	Comments
1500		8.86	7.20	25.71	1.39	734	6.68	-99	
1505		8.86	7.32	25.60	1.49	211	6.56	-86	
1509		8.86	7.36	26.22	1.52	194	6.25	-81	Dry
7/1 0830	0.02	7.95	7.35	25.45	1.391	Low	6.30	-92	

Total 0.05 Gallons Purged

OBSERVATIONS

Groundwater Color: Brown tint
Odors: fishy like the ocean
Sheen: none

MS/MSD: ☐ *If yes, which analysis:*

Blind Duplicate: ☐ *If yes, name:*

LaBella
Powered by partnership

Project Name: 136 Fuller Road, BCP No. C401055
Location: Albany, NY
Project No.: 2222575
Sampled By: BF + SP
Date: 6/30/25 & 7/1/25
Weather: Sunny 86°F

WELL I.D.: MW-27

WELL SAMPLING INFORMATION

Well Diameter: 1"	Static Water Level: 7.65	Sample Name: MW-27
Depth of Well: 9.52	Length of Well Screen: 10'	Sample Analysis: VOCs
Measuring Point: TOC	Depth to Top of Pump: 9'	Purge Start & End time: 15:20 / 1523
Pump Type: Peristaltic	Tubing Type: ¼" Dedicated	Sample Time: 7/1/25 @ 0845

FIELD PARAMETER MEASUREMENT

Time	Pump Rate	Static Water Level <0.3 ft	pH +/- 0.1	Temp °C <0.3	Conductivity (mS/cm) +/- 3%	Turbidity (NTU) < 50	Dissolved O_2 (mg/l) 10%	Redox (mV) +/- 10 mV	Comments
15:20		9.15	7.16	24.52	0.543	78.8	3.10	-65	
15:23		9.17	7.22	24.37	0.474	44.7	4.65	-58	
7/1 0845	0.02	7.69	7.25	24.30	0.501	Low	4.51	-63	

Total 0.02 Gallons Purged

OBSERVATIONS

Groundwater Color: Slight Brown
Odors: none
Sheen: None

MS/MSD: ☐ *If yes, which analysis:*

Blind Duplicate: ☐ *If yes, name:*

LaBella
Powered by partnership

Project Name: 136 Fuller Road, BCP No. C401055
Location: Albany, NY
Project No.: 2222575
Sampled By: BwP
Date: 6/30/05
Weather: Sunny, ~90°F

WELL I.D.: MW-29

WELL SAMPLING INFORMATION

Well Diameter:	1"	Static Water Level:	7.75	Sample Name:	MW-29
Depth of Well:		Length of Well Screen:	15'	Sample Analysis:	VOCs
Measuring Point:	TOC	Depth to Top of Pump:	20' btc	Purge Start & End time:	1440 / 1500
Pump Type:	Peri	Tubing Type:	1/4" Poly	Sample Time:	1505

FIELD PARAMETER MEASUREMENT

Time	Pump Rate	Static Water Level <0.3 ft	pH +/- 0.1	Temp °C <0.3	Conductivity (mS/cm) +/- 3%	Turbidity (NTU) < 50	Dissolved O_2 (mg/l) 10%	Redox (mV) +/- 10 mV	Comments
1445	0.5	7.80	6.79	18.4	0.541	Low	0.99	-81	
1450	"	7.82	6.80	18.3	0.554	"	0.65	-89	
1455	"	7.83	6.78	18.3	0.560	"	0.64	-92	
1500	"	7.85	6.77	18.3	0.561	"	0.61	-93	

Total 0.5 Gallons Purged

OBSERVATIONS

Groundwater Color: Mostly Clear
Odors: None
Sheen: None.

MS/MSD: ☐ *If yes, which analysis:*

Blind Duplicate: ☐ *If yes, name:*

LaBella
Powered by partnership.

WELL I.D.: MW-30

Project Name: 136 Fuller Road, BCP No. C401055
Location: Albany, NY
Project No.: 2222575
Sampled By: BWF
Date: 6/30/25
Weather: Indoors.

WELL SAMPLING INFORMATION

Well Diameter:	1"	Static Water Level:	13.85	Sample Name:	MW-30
Depth of Well:	19.63	Length of Well Screen:	10.00	Sample Analysis:	VOCs
Measuring Point:	TOC	Depth to Top of Pump:	18' bloc	Purge Start & End time:	1402 / 1420
Pump Type:	Per	Tubing Type:	1/4" Poly	Sample Time:	1423

FIELD PARAMETER MEASUREMENT

Time	Pump Rate	Static Water Level <0.3 ft	pH +/- 0.1	Temp °C <0.3	Conductivity (mS/cm) +/- 3%	Turbidity (NTU) < 50	Dissolved O_2 (mg/l) 10%	Redox (mV) +/- 10 mV	Comments
1405	0.05	13.86	7.56	19.4	1.114	Low	0.49	-132	
1410	"	13.87	7.54	19.3	1.101	"	0.48	-141	
1415	"	13.87	7.53	19.3	1.100	"	0.47	-146	
1420	"	13.87	7.51	19.3	1.098	"	0.46	-149	

Total 0.5 Gallons Purged

OBSERVATIONS

Groundwater Color: Mostly clear
Odors: Slight solvent
Sheen: None

MS/MSD: ☐ *If yes, which analysis:*

Blind Duplicate: ☐ *If yes, name:*

LaBella
Powered by partnership.

WELL I.D.: MW-31

Project Name: 136 Fuller Road, BCP No. C401055
Location: Albany, NY
Project No.: 2222575
Sampled By: BwF
Date: 6/30/25
Weather: Indoors.

WELL SAMPLING INFORMATION

Well Diameter:	1"	Static Water Level:	12.30	Sample Name:	BwF
Depth of Well:	22.75	Length of Well Screen:	10'	Sample Analysis:	VOCs.
Measuring Point:	TOC	Depth to Top of Pump:	17' bloc	Purge Start & End time:	1155 / 1215
Pump Type:	Peri	Tubing Type:	1/4 Poly	Sample Time:	1216

FIELD PARAMETER MEASUREMENT

Time	Pump Rate	Static Water Level <0.3 ft	pH +/- 0.1	Temp °C <0.3	Conductivity (mS/cm) +/- 3%	Turbidity (NTU) < 50	Dissolved O_2 (mg/l) 10%	Redox (mV) +/- 10 mV	Comments
1200	0.05	12.33	7.74	17.49	0.731	Low	1.99	-195	
1205	"	12.33	7.73	17.45	0.740	↓	1.95	-202	
1210	"	12.34	7.73	17.41	0.741		1.90	-207	
1215	"	12.34	7.73	17.40	0.742		1.90	-210	

Total 0.5 Gallons Purged

OBSERVATIONS

Groundwater Color: Mostly Clear
Odors: Slight Solvent odor
Sheen: None.

MS/MSD: ☐ *If yes, which analysis:*

Blind Duplicate: ☐ *If yes, name:*

LaBella
Powered by partnership.

WELL I.D.: MW-32

Project Name: 136 Fuller Road, BCP No. C401055
Location: Albany, NY
Project No.: 2222575
Sampled By: BWF
Date: 6/30/25
Weather: Indoors

WELL SAMPLING INFORMATION

Well Diameter:	1"	Static Water Level:	12.43	Sample Name:	MW-32
Depth of Well:		Length of Well Screen:	10.0	Sample Analysis:	VOCs
Measuring Point:	TOC	Depth to Top of Pump:	17.8	Purge Start & End time:	1250 / 1310
Pump Type:	Peri	Tubing Type:	Y4 Poly	Sample Time:	1312

FIELD PARAMETER MEASUREMENT

Time	Pump Rate	Static Water Level <0.3 ft	pH +/- 0.1	Temp °C <0.3	Conductivity (mS/cm) +/- 3%	Turbidity (NTU) < 50	Dissolved O_2 (mg/l) 10%	Redox (mV) +/- 10 mV	Comments
1255	0.05	12.44	7.94	19.41	1.498	Low	0.89	-198	Replace
1300	0.05	12.44	7.93	19.40	1.510	"	0.75	-201	Tubing
1305	0.05	12.44	7.90	19.38	1.515	"	0.64	-210	
1310	0.05	12.44	7.89	19.36	1.516	"	0.63	-212	
						"			

Total 0.5 Gallons Purged

OBSERVATIONS

Groundwater Color:
Odors: Slight Solvent Odor
Sheen: None

MS/MSD: ☐ *If yes, which analysis:*
Blind Duplicate: ☐ *If yes, name:*

LaBella
Powered by partnership

Project Name: 136 Fuller Road, BCP No. C401055
Location: Albany, NY
Project No.: 2222575
Sampled By: BWF
Date: 6/30/2025
Weather: Indoors

WELL I.D.: MW-33

WELL SAMPLING INFORMATION					
Well Diameter:	1"	Static Water Level:	12.62	Sample Name:	MW-33
Depth of Well:	23.71	Length of Well Screen:	10	Sample Analysis:	VOCs
Measuring Point:	TOC	Depth to Top of Pump:	18'	Purge Start & End time:	10:40 / 1100
Pump Type:	Peri	Tubing Type:	1/4" Poly	Sample Time:	1103

FIELD PARAMETER MEASUREMENT

Time	Pump Rate	Static Water Level <0.3 ft	pH +/- 0.1	Temp °C <0.3	Conductivity (mS/cm) +/- 3%	Turbidity (NTU) < 50	Dissolved O_2 (mg/l) 10%	Redox (mV) +/- 10 mV	Comments
1045	0.05	12.65	7.64	15.31	1.78	Low	1.21	-204	
1050	"	12.67	7.59	15.01	1.54	"	1.09	-209	
1055	"	12.69	7.57	14.99	1.50	"	1.05	-214	
1100	"	12.70	7.56	14.95	1.48	"	1.01	-215	

Total 0.5 Gallons Purged

OBSERVATIONS

Groundwater Color: Mostly Clear.
Odors: Slight HC
Sheen: None.

MS/MSD: ☐ *If yes, which analysis:*

Blind Duplicate: ☐ *If yes, name:*

LaBella
Powered by partnership.

Project Name: 136 Fuller Road, BCP No. C401055
Location: Albany, NY
Project No.: 2222575
Sampled By: BF
Date: 6/30/25 & 7/1/25.
Weather: Indoors

WELL I.D.: MW-35

WELL SAMPLING INFORMATION

Well Diameter:	1"	Static Water Level:	12.70	Sample Name:	MW-35
Depth of Well:	35.31	Length of Well Screen:	20	Sample Analysis:	8260 VOCs
Measuring Point:	TOC	Depth to Top of Pump:	30' bTOC	Purge Start & End time:	1005 / 25
Pump Type:	Peri. Pump	Tubing Type:	1/4" Dedicated	Sample Time:	7/1/25 0810

FIELD PARAMETER MEASUREMENT

Time	Pump Rate	Static Water Level <0.3 ft	pH +/- 0.1	Temp °C <0.3	Conductivity (mS/cm) +/- 3%	Turbidity (NTU) < 50	Dissolved O_2 (mg/l) 10%	Redox (mV) +/- 10 mV	Comments
1010	0.05	12.80	7.9	14.85	1.95	Low	10.04	-180	
1015	"	12.81	7.6	14.83	1.90	"	7.54	-192	
1020	"	12.82	7.6	14.81	1.90	"	6.39	-195	
1025	"	12.83	7.6	14.81	1.89	"	6.36	-195	
	Dry (below limits of pump).				Well Return.				
VOCs 7/1 collected	0.05	12.91	7.5	14.94	1.914	Low	5.48	-205	DTW = 12.91

Total < 0.5 Gallons Purged

OBSERVATIONS

Groundwater Color: Clear
Odors: Slight sulfur.
Sheen: None.

MS/MSD: ☐ *If yes, which analysis:*

Blind Duplicate: ☐ *If yes, name:*

LaBella
Powered by partnership

Project Name: 136 Fuller Road, BCP No. C401055
Location: Albany, NY
Project No.: 2222575
Sampled By: BF
Date: 6/30/25
Weather: Indoors.

WELL I.D.: MW-37

WELL SAMPLING INFORMATION

Well Diameter:	2"	Static Water Level:	12.19	Sample Name:	B. Fields
Depth of Well:	NM	Length of Well Screen:		Sample Analysis:	VOCs
Measuring Point:	TOC	Depth to Top of Pump:		Purge Start & End time:	1120 / 1140
Pump Type:	Peri	Tubing Type:		Sample Time:	1145

FIELD PARAMETER MEASUREMENT

Time	Pump Rate	Static Water Level <0.3 ft	pH +/- 0.1	Temp °C <0.3	Conductivity (mS/cm) +/- 3%	Turbidity (NTU) < 50	Dissolved O_2 (mg/l) 10%	Redox (mV) +/- 10 mV	Comments
1125	0.05	12.22	7.81	17.39	0.995	Low	2.79	-110	
1130	"	12.30	7.80	16.42	0.980	↓	2.51	-126	
1135	"	12.31	7.78	16.41	0.975		2.48	-130	
1140	"	12.33	7.78	16.40	0.971	↓	2.48	-132	

Total 8.5 Gallons Purged

OBSERVATIONS

Groundwater Color: Mostly Clear, Lt. Br/Orange
Odors: None
Sheen: None

MS/MSD: ☐ *If yes, which analysis:*

Blind Duplicate: ☐ *If yes, name:*

LaBella
Powered by partnership

Project Name: 136 Fuller Road, BCP Site No. C401055
Location: Albany , NY
Project No.: 2222575
Sampled By: Brandon Redick
Date: 9/25/25
Weather: Rain ~ 65°F

WELL I.D.: MW-25

WELL SAMPLING INFORMATION					
Well Diameter:	1-inch	Static Water Level:	8.32 ft	Sample Name:	MW-25
Depth of Well: 9.10	9.3-ft. btoc	Length of Well Screen:	5-feet	Sample Analysis:	TCL VOCs (8260)
Measuring Point:	TOC (north)	Depth to Top of Pump:	9-ft btoc	Purge Start & End time:	0813 / 0815
Pump Type: Peristaltic		Tubing Type: 1/4-inch dedicated		Sample Time:	1309

FIELD PARAMETER MEASUREMENT

Time	Pump Rate	Static Water Level <0.3 ft	pH +/- 0.1	Temp °C <0.3	Conductivity (mS/cm) +/- 3%	Turbidity (NTU) < 50	Dissolved O_2 (mg/l) 10%	Redox (mV) +/- 10 mV	Comments
0813	start	8.32	Not enough time			for parameters			
0815	Dry	9.10							

Total ~0.01 Gallons Purged

OBSERVATIONS

Groundwater Color: Brown, lots of sediment
Odors: NO
Sheen: NO

MS/MSD: ☐ *If yes, which analysis:*

Blind Duplicate: ☐ *If yes, name:*

LaBella
Powered by partnership

Project Name: 136 Fuller Road, BCP Site No. C401055
Location: Albany , NY
Project No.: 2222575
Sampled By: Brandon Ludik
Date: 9/25/25
Weather: Rain ~ 65°F

WELL I.D.: MW-27

WELL SAMPLING INFORMATION					
Well Diameter:	1-inch	Static Water Level:	8.07 ft	Sample Name:	MW-27
Depth of Well: 9.51	9.51-ft. btoc	Length of Well Screen:	5-feet	Sample Analysis:	TCL VOCs (8260)
Measuring Point:	TOC (north)	Depth to Top of Pump:	9-ft. btoc	Purge Start & End time:	0826 / 0827
Pump Type: Peristaltic		Tubing Type:	1/4-inch dedicated	Sample Time:	1258

FIELD PARAMETER MEASUREMENT

Time	Pump Rate	Static Water Level <0.3 ft	pH +/- 0.1	Temp °C <0.3	Conductivity (mS/cm) +/- 3%	Turbidity (NTU) < 50	Dissolved O_2 (mg/l) 10%	Redox (mV) +/- 10 mV	Comments
0826	Start	8.07	7.01	18.1	1005	325.61	3.82	233.6	
0827	dry	9.51							

Total ~0.05 Gallons Purged

OBSERVATIONS

Groundwater Color: Brown
Odors: NO
Sheen: NO

MS/MSD: ☐ *If yes, which analysis:*

Blind Duplicate: ☐ *If yes, name:*

LaBella
Powered by partnership

Project Name: 136 Fuller Road, BCP Site No. C401055
Location: Albany , NY
Project No.: 2222575
Sampled By: Brandon Kedik
Date: 9/25/25
Weather: Indoors

WELL I.D.: MW-10

WELL SAMPLING INFORMATION					
Well Diameter:	1-inch	Static Water Level:	13.64 ft	Sample Name:	MW-10
Depth of Well: 14.48	14.60-ft.btoc	Length of Well Screen:	10-feet	Sample Analysis:	TLC VOCs (8260)
Measuring Point:	TOC (north)	Depth to Top of Pump:	14.0-ft btoc	Purge Start & End time:	0847 / 0909
Pump Type: Peristaltic		Tubing Type:	1/4-inch dedicated	Sample Time:	0910

FIELD PARAMETER MEASUREMENT

Time	Pump Rate L/m	Static Water Level <0.3 ft	pH +/-0.1	Temp °C <0.3	Conductivity (mS/cm) +/-3%	Turbidity (NTU) < 50	Dissolved O_2 (mg/l) 10%	Redox (mV) +/- 10 mV	Comments
0847	Start	13.64							
0849	0.05	14.24	7.14	21.9	1332	46.20	5.23	196.9	
0852	0.05	14.19	6.90	21.1	1403	5.31	1.82	142.5	
0855	0.05	14.15	6.86	21.5	1400	4.31	1.00	73.5	
0858	0.05	14.13	6.85	20.8	1402	9.35	0.92	50.1	
0901	0.05	14.13	6.85	21.0	1397	8.04	0.87	44.1	
0904	0.05	14.13	6.84	20.8	1348	7.74	0.83	35.3	
0907	0.05	14.13	6.84	20.7	1397	6.67	0.83	28.2	
0910	Sample								

Total ~ 1.1 Gallons Purged

OBSERVATIONS

Groundwater Color: Clear
Odors: No
Sheen: No

MS/MSD: ☐ *If yes, which analysis:*

Blind Duplicate: ☐ *If yes, name:*

LaBella
Powered by partnership

Project Name: 136 Fuller Road, BCP Site No. C401055
Location: Albany , NY
Project No.: 2222575
Sampled By: Brandon Kudick
Date: 4/25/25
Weather: Indoors

WELL I.D.: MW-33

WELL SAMPLING INFORMATION					
Well Diameter:	1-inch	Static Water Level:	14.13	Sample Name:	MW-33
Depth of Well: 24.38	24.40-ft btoc	Length of Well Screen:	10-feet	Sample Analysis:	TCL VOCs (8260)
Measuring Point:	TOC (north)	Depth to Top of Pump:	23-ft btoc	Purge Start & End time:	0936 / 1009
Pump Type:	Peristaltic	Tubing Type:	1/4-inch dedicated	Sample Time:	1010

FIELD PARAMETER MEASUREMENT

Time	Pump Rate (L/m)	Static Water Level <0.3 ft	pH +/- 0.1	Temp °C <0.3	Conductivity (mS/cm) +/- 3%	Turbidity (NTU) < 50	Dissolved O_2 (mg/l) 10%	Redox (mV) +/- 10 mV	Comments
0936	start	14.13							
0948	0.05	14.17	6.98	22.8	1597	35.62	0.91	52.9	
0951	0.05	14.16	6.93	23.1	1603	92.87	0.61	-63.4	
0954	0.05	14.16	6.92	22.8	1608	137.42	0.54	-82.6	
0957	0.05	14.16	6.92	22.8	1614	253.13	0.44	-102.6	
1000	0.05	14.16	6.92	22.8	1627	34.32	0.41	-107.3	
1003	0.05	14.16	6.92	22.8	1627	20.27	0.39	-109.9	
1006	0.05	14.16	6.92	22.8	1628	18.59	0.38	-112.8	
1009	0.05	14.16	6.92	22.7	1629	22.87	0.36	-116.6	
1010	Sample								

Total ~ 1.65 Gallons Purged

OBSERVATIONS

Groundwater Color: Clear
Odors: No
Sheen: No

MS/MSD: ☐ *If yes, which analysis:*

Blind Duplicate: ☐ *If yes, name:*

LaBella
Powered by partnership

Project Name: 136 Fuller Road, BCP Site No. C401055
Location: Albany , NY
Project No.: 2222575
Sampled By: Brandon Kedik
Date: 9/25/25
Weather: Indoors

WELL I.D.: MW-30
YSI #1

WELL SAMPLING INFORMATION					
Well Diameter:	1-inch	Static Water Level:	14.14 ft	Sample Name:	MW-30
Depth of Well: 19.35	19.65-ft btoc	Length of Well Screen:	10-feet	Sample Analysis:	TCL VOCs (8260)
Measuring Point:	TOC (north)	Depth to Top of Pump:	18.5-ft btoc	Purge Start & End time:	1120 / 1149
Pump Type: Peristaltic	Geo #3	Tubing Type:	1/4-inch dedicated	Sample Time:	1150

FIELD PARAMETER MEASUREMENT

Time	Pump Rate	Static Water Level <0.3 ft	pH +/- 0.1	Temp °C <0.3	Conductivity (mS/cm) +/- 3%	Turbidity (NTU) < 50	Dissolved O_2 (mg/l) 10%	Redox (mV) +/- 10 mV	Comments
1120	start	14.14		1					
1128	0.05	15.68	7.09	19.2	1348	19.87	0.65	194.8	
1131	0.05	15.69	7.07	19.2	1416	24.10	0.57	188.6	
1134	0.05	15.70	7.04	19.2	1460	22.12	0.54	178.1	
1137	0.05	15.70	7.04	19.2	1469	28.21	0.53	174.5	
1140	0.05	15.70	7.03	19.2	1476	19.46	0.52	169.4	
1143	0.05	15.71	7.03	19.1	1496	10.72	0.52	163.1	
1146	0.05	15.71	7.02	19.1	1514	10.60	0.52	158.8	
1149	0.05	15.71	7.02	19.1	1517	10.17	0.52	156.9	
1150	Sample								

Total 1.45 Gallons Purged

OBSERVATIONS

Groundwater Color: Clear
Odors: Solvent
Sheen: No

MS/MSD: ☐ *If yes, which analysis:*

Blind Duplicate: ☐ *If yes, name:*

LaBella
Powered by partners | hp

Project Name: 136 Fuller Road, BCP Site No. C401055
Location: Albany, NY
Project No.: 2222575
Sampled By: Brandon Kolodzik
Date: 9/25/25
Weather: Indoors

WELL I.D.: MW-32

WELL SAMPLING INFORMATION					
Well Diameter:	1-inch	Static Water Level:	13.96 FX	Sample Name:	MW-32
Depth of Well: 23.61	24.69-ft btoc	Length of Well Screen:	15-feet	Sample Analysis:	TCL VOCs (8260)
Measuring Point:	TOC (north)	Depth to Top of Pump:	23-ft btoc	Purge Start & End time:	1032 / 1100
Pump Type:	Peristaltic	Tubing Type:	1/4-inch dedicated	Sample Time:	1101

FIELD PARAMETER MEASUREMENT

Time	Pump Rate (lpm)	Static Water Level <0.3 ft	pH +/- 0.1	Temp °C <0.3	Conductivity (mS/cm) +/- 3%	Turbidity (NTU) < 50	Dissolved O_2 (mg/l) 10%	Redox (mV) +/- 10 mV	Comments
1032	Start	13.96							
1039	0.05	14.03	6.42	20.9	1517	10.04	0.53	84.5	
1042	0.05	14.03	6.90	20.8	1494	14.97	0.44	58.2	
1045	0.05	14.03	6.90	20.8	1470	27.18	0.40	44.3	
1048	0.05	14.03	6.90	20.8	1461	32.87	0.39	38.2	
1051	0.05	14.03	6.89	20.8	1455	28.45	0.37	27.4	
1054	0.05	14.02	6.89	20.8	1450	22.34	0.36	17.9	
1057	0.05	14.02	6.89	20.8	1446	29.52	0.34	11.1	
1100	0.05	14.02	6.89	20.7	1448	33.76	0.33	9.4	
1101	Sample								

Total ~1.4 Gallons Purged

OBSERVATIONS

Groundwater Color: Clear
Odors: Slight solvent
Sheer: No

MS/MSD: ☐ *If yes, which analysis:*

Blind Duplicate: ☐ *If yes, name:*

LaBella
Powered by partnership

Project Name: 136 Fuller Road, BCP Site No. C401055
Location: Albany , NY
Project No.: 2222575
Sampled By: Brandon Redik
Date: 12/16/25
Weather: Indoors

WELL I.D.: MW-10

WELL SAMPLING INFORMATION							
Well Diameter:		1-inch	Static Water Level:	13.53		Sample Name:	MW-10
Depth of Well:	14.49	14.60-ft.btoc	Length of Well Screen:	10-feet		Sample Analysis:	TLC VOCs (8260)
Measuring Point:		TOC (north)	Depth to Top of Pump:	~~Br 14.0-ft btoc~~	14.3	Purge Start & End time:	0912 / 0951
Pump Type:	Peristaltic		Tubing Type:	1/4-inch dedicated		Sample Time:	0952

FIELD PARAMETER MEASUREMENT

Time	Pump Rate ml/min	Static Water Level <0.3 ft	pH +/- 0.1	Temp °C <0.3	Conductivity (mS/cm) +/- 3%	Turbidity (NTU) < 50	Dissolved O_2 (mg/l) 10%	Redox (mV) +/- 10 mV	Comments
0915	0.04	13.95	6.71	17.0	2280	47.05	52.5	299.0	
0920		13.95	6.82	18.1	2364	4.16	1.49	256.2	
0925		14.00	6.93	18.0	2366	3.33	1.15	224.0	
0930		14.02	6.94	18.1	2363	3.37	1.09	208.7	
0935		14.05	6.94	18.3	2370	3.02	1.04	193.1	
0940		14.08	6.95	18.2	2371	2.94	1.02	179.0	
0945		14.09	6.95	18.2	2374	3.38	0.99	169.7	
0950		14.11	6.95	18.3	2372	3.69	1.00	163.2	
0952	sample								

Total ~ 1.75 Gallons Purged

OBSERVATIONS

Groundwater Color: clear
Odors: NO
Sheen: NO

MS/MSD: ☐ *If yes, which analysis:*

Blind Duplicate: ☐ *If yes, name:*

LaBella
Powered by partnership

Project Name: 136 Fuller Road, BCP Site No. C401055
Location: Albany , NY
Project No.: 2222575
Sampled By: Brandon Kedik
Date: 12/16/25
Weather: clear 18°F 4 mph SSE

WELL I.D.: MW-25

WELL SAMPLING INFORMATION					
Well Diameter:	1-inch	Static Water Level:	8.36	Sample Name:	MW-25
Depth of Well: 9.09	9.3-ft. btoc	Length of Well Screen:	5-feet	Sample Analysis:	TCL VOCs (8260)
Measuring Point:	TOC (north)	Depth to Top of Pump:	9-ft btoc	Purge Start & End time:	0807 / 0812
Pump Type: Peristaltic		Tubing Type: 1/4-inch dedicated		Sample Time:	1346

FIELD PARAMETER MEASUREMENT

Time	Pump Rate	Static Water Level <0.3 ft	pH +/-0.1	Temp °C <0.3	Conductivity (mS/cm) +/- 3%	Turbidity (NTU) < 50	Dissolved O_2 (mg/l) 10%	Redox (mV) +/- 10 mV	Comments
0812	Sampling	9.09	6.62	5.4	1735	936.09	6.90	380.5	
		DRY							
1346	Sample								

Total Trace Gallons Purged

OBSERVATIONS

Groundwater Color: Dark Brown
Odors: NO
Sheen: NO

MS/MSD: ☐ *If yes, which analysis:*

Blind Duplicate: ☐ *If yes, name:*

LaBella
Powered by partnership

Project Name: 136 Fuller Road, BCP Site No. C401055
Location: Albany , NY
Project No.: 2222575
Sampled By: Braden Kidd. K
Date: 12/10/25
Weather: Clear 17°F 4 mph SSE

WELL I.D.: MW-27

WELL SAMPLING INFORMATION					
Well Diameter:	1-inch	Static Water Level:	8.09'	Sample Name:	MW-27
Depth of Well:	9.51-ft. btoc	Length of Well Screen:	5-feet	Sample Analysis:	TCL VOCs (8260)
Measuring Point:	TOC (north)	Depth to Top of Pump:	9-ft. btoc	Purge Start & End time:	0834 / 0842
Pump Type:	Peristaltic	Tubing Type:	1/4-inch dedicated	Sample Time:	1357

FIELD PARAMETER MEASUREMENT

Time	Pump Rate	Static Water Level <0.3 ft	pH +/- 0.1	Temp °C <0.3	Conductivity (mS/cm) +/- 3%	Turbidity (NTU) < 50	Dissolved O_2 (mg/l) 10%	Redox (mV) +/- 10 mV	Comments
0842	Sputtering	9.50	7.23	2.8	634	24.3	21.36	314.8	
		*DRY							
1357	Sample								

Total Trace Gallons Purged

OBSERVATIONS

Groundwater Color: Clear
Odors: NO
Sheen: NO

MS/MSD: ☐ *If yes, which analysis:*

Blind Duplicate: ☐ *If yes, name:*

LaBella
Powered by partnership

Project Name: 136 Fuller Road, BCP Site No. C401055
Location: Albany , NY
Project No.: 2222575
Sampled By: Brandan Kedzik
Date: 12/16/25
Weather: Indoors

WELL I.D.: MW-30

WELL SAMPLING INFORMATION					
Well Diameter:	1-inch	Static Water Level:	13.91	Sample Name:	MW-30
Depth of Well:	19.33 19.65-ft btoc	Length of Well Screen:	10-feet	Sample Analysis:	TCL VOCs (8260)
Measuring Point:	TOC (north)	Depth to Top of Pump:	18.5-ft btoc	Purge Start & End time:	1210 / 1256
Pump Type:	Peristaltic	Tubing Type:	1/4-inch dedicated	Sample Time:	1257

FIELD PARAMETER MEASUREMENT

Time	Pump Rate	Static Water Level <0.3 ft	pH +/- 0.1	Temp °C <0.3	Conductivity (mS/cm) +/- 3%	Turbidity (NTU) < 50	Dissolved O_2 (mg/l) 10%	Redox (mV) +/- 10 mV	Comments
1225	.06	15.60	7.40	17.2	916	16.73	0.61	-22.9	
1230	.06	15.61	7.40	17.2	937	15.20	0.59	-24.4	Decrease flow
1235	.045	15.32	7.37	17.1	990	24.92	0.56	-27.7	
1240	↓	15.32	7.36	17.1	1010	38.22	0.54	-28.1	
1245		15.33	7.34	17.1	1033	46.81	0.54	-27.6	
1250		15.33	7.34	17.1	1056	37.18	0.54	-27.5	
1255	↓	15.32	7.33	17.1	1071	22.43	0.53	-27.4	
1257	Sample								

Total 2.5 Gallons Purged

OBSERVATIONS

Groundwater Color: Clear
Odors: Slight chem
Sheen: NO

MS/MSD: ☐ *If yes, which analysis:*

Blind Duplicate: ☐ *If yes, name:*

LaBella
powered by ART

Project Name: 136 Fuller Road, BCP Site No. C401055
Location: Albany, NY
Project No.: 2222575
Sampled By: Brandon Kedik
Date: 12/16/25
Weather: Indoors

WELL I.D.: MW-32

WELL SAMPLING INFORMATION					
Well Diameter:	1-inch	Static Water Level:	13.45	Sample Name:	MW-32
Depth of Well:	23.63 24.69-ft btoc	Length of Well Screen:	15-feet	Sample Analysis:	TCL VOCs (8260)
Measuring Point:	TOC (north)	Depth to Top of Pump:	23-ft btoc	Purge Start & End time:	1121 / 1154
Pump Type:	Peristaltic	Tubing Type:	1/4-inch dedicated	Sample Time:	1155

FIELD PARAMETER MEASUREMENT

Time	Pump Rate	Static Water Level <0.3 ft	pH +/- 0.1	Temp °C <0.3	Conductivity (mS/cm) +/- 3%	Turbidity (NTU) < 50	Dissolved O_2 (mg/l) 10%	Redox (mV) +/- 10 mV	Comments
1132	.045	13.99	7.05	19.9	1028	5.64	0.61	-69.6	
1137		*13.98	7.04	19.9	1060	4.14	0.52	-70.1	
1142		*13.99	7.03	19.9	1068	4.74	0.47	-68.7	
1147		13.99	7.02	19.9	1077	5.18	0.45	-67.6	
1152	↓	13.99	7.02	19.9	1080	3.72	0.44	-66.4	
1155	sample								

Total 1.5 Gallons Purged

OBSERVATIONS

Groundwater Color: clear
Odors: Chemical / Solvent
Sheen: NO

MS/MSD: ☐ *If yes, which analysis:*

Blind Duplicate: ☐ *If yes, name:*

LaBella
Powered by partnership

Project Name: 136 Fuller Road, BCP Site No. C401055
Location: Albany, NY
Project No.: 2222575
Sampled By: Brandon Kudlik
Date: 12/16/25
Weather: Indoors

WELL I.D.: MW-33

WELL SAMPLING INFORMATION					
Well Diameter:	1-inch	Static Water Level:	14.16	Sample Name:	MW-33
Depth of Well: 23.76	24.40-ft btoc	Length of Well Screen:	10-feet	Sample Analysis:	TCL VOCs (8260)
Measuring Point:	TOC (north)	Depth to Top of Pump:	23-ft btoc	Purge Start & End time:	1018 / 1102
Pump Type:	Peristaltic	Tubing Type:	1/4-inch dedicated	Sample Time:	1103

FIELD PARAMETER MEASUREMENT

Time	Pump Rate	Static Water Level <0.3 ft	pH +/- 0.1	Temp °C <0.3	Conductivity (mS/cm) +/- 3%	Turbidity (NTU) < 50	Dissolved O_2 (mg/l) 10%	Redox (mV) +/- 10 mV	Comments
1036	.045	14.17	6.98	21.4	1623	13.31	0.51	-67.9	
1041		14.18	6.99	21.4	1625	57.23	0.47	-81.3	
1046		14.18	6.98	21.4	1631	2206	0.44	-89.0	
1051		14.18	6.99	21.4	1631	14.54	0.42	-96.8	
1056		14.18	6.98	21.4	1632	13.33	0.41	-99.7	
1101	↓	14.18	6.99	21.4	1629	11.941	0.40	-102.1	
1103	sample								

Total ~ 2.0 Gallons Purged

OBSERVATIONS

Groundwater Color: light gray to clear
Odors: Slight chemical
Sheen: No

MS/MSD: ☐ *If yes, which analysis:*

Blind Duplicate: ☐ *If yes, name:*

APPENDIX B

Laboratory Analytical Reports – Groundwater

Technical Report

prepared for:

LaBella Associates (Latham)
4 British American Boulevard
Latham NY, 12110
Attention: Branson Fields

Report Date: 03/11/2025
Client Project ID: 136 Fuller Road 2222575
York Project (SDG) No.: 25C0242

Stratford, CT Laboratory IDs:
NY:10854, NJ: CT005, PA: 68-0440, CT: PH-0723

Richmond Hill, NY Laboratory IDs:
NY:12058, NJ: NY037, CT: PH-0721, NH: 2097,
EPA: NY01600

120 RESEARCH DRIVE STRATFORD, CT 06615 132-02 89th AVENUE RICHMOND HILL, NY 11418
www.YORKLAB.com (203) 325-1371 FAX (203) 357-0166 ClientServices@yorklab.com

Report Date: 03/11/2025
Client Project ID: 136 Fuller Road 2222575
York Project (SDG) No.: 25C0242

LaBella Associates (Latham)
4 British American Boulevard
Latham NY, 12110
Attention: Branson Fields

Purpose and Results

This report contains the analytical data for the sample(s) identified on the attached chain-of-custody received in our laboratory on March 05, 2025 and listed below. The project was identified as your project: **136 Fuller Road 2222575**.

The analyses were conducted utilizing appropriate EPA, Standard Methods, and ASTM methods as detailed in the data summary tables.

All samples were received in proper condition meeting the customary acceptance requirements for environmental samples except those indicated under the Sample and Analysis Qualifiers section of this report.

All analyses met the method and laboratory standard operating procedure requirements except as indicated by any data flags, the meaning of which are explained in the Sample and Data Qualifiers Relating to This Work Order section of this report and case narrative if applicable.

The results of the analyses, which are all reported on dry weight basis (soils) unless otherwise noted, are detailed in the following pages.

Please contact Client Services at 203.325.1371 with any questions regarding this report.

York Sample ID	Client Sample ID	Matrix	Date Collected	Date Received
25C0242-01	MW-10	Ground Water	03/04/2025	03/05/2025
25C0242-02	MW-25	Ground Water	03/04/2025	03/05/2025
25C0242-03	MW-30	Ground Water	03/04/2025	03/05/2025
25C0242-04	MW-32	Ground Water	03/04/2025	03/05/2025
25C0242-05	MW-33	Ground Water	03/04/2025	03/05/2025

General Notes for York Project (SDG) No.: 25C0242

1. The RLs and MDLs (Reporting Limit and Method Detection Limit respectively) reported are adjusted for any dilution necessary due to the levels of target and/or non-target analytes and matrix interference. The RL(REPORTING LIMIT) is based upon the lowest standard utilized for the calibration where applicable.
2. Samples are retained for a period of thirty days after submittal of report, unless other arrangements are made.
3. York's liability for the above data is limited to the dollar value paid to York for the referenced project.
4. This report shall not be reproduced without the written approval of York Analytical Laboratories, Inc.
5. All analyses conducted met method or Laboratory SOP requirements. See the Sample and Data Qualifiers Section for further information.
6. It is noted that no analyses reported herein were subcontracted to another laboratory, unless noted in the report.
7. This report reflects results that relate only to the samples submitted on the attached chain-of-custody form(s) received by York.
8. Analyses conducted at York Analytical Laboratories, Inc. Stratford, CT are indicated by NY Cert. No. 10854, NJ Cert No. CT005, PA Cert No. 68-04440, CT Cert No. PH-0723; those conducted at York Analytical Laboratories, Inc., Richmond Hill, NY are indicated by NY Cert. No. 12058, NJ Cert No. NY037, CT Cert No. PH-0721, NH Cert No. 2097, EPA Cert No. NY01600.

Approved By: Cassie L. Mosher

Date: 03/11/2025

Cassie L. Mosher
Laboratory Manager

Sample Information

Client Sample ID: MW-10 **York Sample ID:** 25C0242-01

York Project (SDG) No	Client Project ID	Matrix	Collection Date/Time	Date Received
25C0242	136 Fuller Road 2222575	Ground Water	March 4, 2025 8:36 am	03/05/2025

VOA, 8260 LOW MASTER **Log-in Notes:** **Sample Notes:**

Sample Prepared by Method: EPA 5030B

CAS No.	Parameter	Result	Flag	Units	Reported to LOD/MDL	LOQ	Dilution	Reference Method	Date/Time Prepared	Date/Time Analyzed	Analyst
630-20-6	1,1,1,2-Tetrachloroethane	ND		ug/L	0.216	0.500	1	EPA 8260D Certifications:	03/05/2025 19:24	03/05/2025 23:46	PMB CTDOH-PH-0723,NELAC-NY10854,NELAC-NY12058,NJDEP-CT
71-55-6	**1,1,1-Trichloroethane**	**2.59**		ug/L	0.266	0.500	1	EPA 8260D Certifications:	03/05/2025 19:24	03/05/2025 23:46	PMB CTDOH-PH-0723,NELAC-NY10854,NELAC-NY12058,NJDEP-C
79-34-5	1,1,2,2-Tetrachloroethane	ND		ug/L	0.256	0.500	1	EPA 8260D Certifications:	03/05/2025 19:24	03/05/2025 23:46	PMB CTDOH-PH-0723,NELAC-NY10854,NELAC-NY12058,NJDEP-CT
76-13-1	1,1,2-Trichloro-1,2,2-trifluoroethane (Freon 113)	ND		ug/L	0.286	0.500	1	EPA 8260D Certifications:	03/05/2025 19:24	03/05/2025 23:46	PMB CTDOH-PH-0723,NELAC-NY10854,NELAC-NY12058,NJDEP-CT
79-00-5	1,1,2-Trichloroethane	ND		ug/L	0.249	0.500	1	EPA 8260D Certifications:	03/05/2025 19:24	03/05/2025 23:46	PMB CTDOH-PH-0723,NELAC-NY10854,NELAC-NY12058,NJDEP-CT
75-34-3	**1,1-Dichloroethane**	**2.80**		ug/L	0.272	0.500	1	EPA 8260D Certifications:	03/05/2025 19:24	03/05/2025 23:46	PMB CTDOH-PH-0723,NELAC-NY10854,NELAC-NY12058,NJDEP-C
75-35-4	**1,1-Dichloroethylene**	**1.44**		ug/L	0.327	0.500	1	EPA 8260D Certifications:	03/05/2025 19:24	03/05/2025 23:46	PMB CTDOH-PH-0723,NELAC-NY10854,NELAC-NY12058,NJDEP-C
563-58-6	1,1-Dichloropropylene	ND		ug/L	0.314	0.500	1	EPA 8260D Certifications:	03/05/2025 19:24	03/05/2025 23:46	PMB NELAC-NY10854,NELAC-NY12058,NJDEP-CT005
87-61-6	**1,2,3-Trichlorobenzene**	**0.230**		ug/L	0.222	0.500	1	EPA 8260D Certifications:	03/05/2025 19:24	03/05/2025 23:46	PMB NELAC-NY10854,NELAC-NY12058,NJDEP-CT005,PADEP-68-04
96-18-4	1,2,3-Trichloropropane	ND		ug/L	0.273	0.500	1	EPA 8260D Certifications:	03/05/2025 19:24	03/05/2025 23:46	PMB NELAC-NY10854,NELAC-NY12058,NJDEP-CT005,PADEP-68-04
95-93-2	* 1,2,4,5-Tetramethylbenzene	ND		ug/L	0.255	0.500	1	EPA 8260D Certifications:	03/05/2025 19:24	03/05/2025 23:46	PMB
120-82-1	1,2,4-Trichlorobenzene	ND		ug/L	0.138	0.500	1	EPA 8260D Certifications:	03/05/2025 19:24	03/05/2025 23:46	PMB NELAC-NY10854,NELAC-NY12058,NJDEP-CT005,PADEP-68-04
95-63-6	1,2,4-Trimethylbenzene	ND		ug/L	0.310	0.500	1	EPA 8260D Certifications:	03/05/2025 19:24	03/05/2025 23:46	PMB CTDOH-PH-0723,NELAC-NY10854,NELAC-NY12058,NJDEP-CT
96-12-8	1,2-Dibromo-3-chloropropane	ND		ug/L	0.432	0.500	1	EPA 8260D Certifications:	03/05/2025 19:24	03/05/2025 23:46	PMB CTDOH-PH-0723,NELAC-NY10854,NELAC-NY12058,NJDEP-CT
106-93-4	1,2-Dibromoethane	ND		ug/L	0.215	0.500	1	EPA 8260D Certifications:	03/05/2025 19:24	03/05/2025 23:46	PMB CTDOH-PH-0723,NELAC-NY10854,NELAC-NY12058,NJDEP-CT
95-50-1	1,2-Dichlorobenzene	ND		ug/L	0.270	0.500	1	EPA 8260D Certifications:	03/05/2025 19:24	03/05/2025 23:46	PMB CTDOH-PH-0723,NELAC-NY10854,NELAC-NY12058,NJDEP-CT
107-06-2	1,2-Dichloroethane	ND		ug/L	0.377	0.500	1	EPA 8260D Certifications:	03/05/2025 19:24	03/05/2025 23:46	PMB CTDOH-PH-0723,NELAC-NY10854,NELAC-NY12058,NJDEP-CT
78-87-5	1,2-Dichloropropane	ND		ug/L	0.327	0.500	1	EPA 8260D Certifications:	03/05/2025 19:24	03/05/2025 23:46	PMB CTDOH-PH-0723,NELAC-NY10854,NELAC-NY12058,NJDEP-CT
108-67-8	1,3,5-Trimethylbenzene	ND		ug/L	0.347	0.500	1	EPA 8260D Certifications:	03/05/2025 19:24	03/05/2025 23:46	PMB CTDOH-PH-0723,NELAC-NY10854,NELAC-NY12058,NJDEP-CT
541-73-1	1,3-Dichlorobenzene	ND	QL-02	ug/L	0.283	0.500	1	EPA 8260D Certifications:	03/05/2025 19:24	03/05/2025 23:46	PMB CTDOH-PH-0723,NELAC-NY10854,NELAC-NY12058,NJDEP-CT
142-28-9	1,3-Dichloropropane	ND		ug/L	0.260	0.500	1	EPA 8260D Certifications:	03/05/2025 19:24	03/05/2025 23:46	PMB NELAC-NY10854,NELAC-NY12058,NJDEP-CT005,PADEP-68-04
106-46-7	1,4-Dichlorobenzene	ND		ug/L	0.311	0.500	1	EPA 8260D Certifications:	03/05/2025 19:24	03/05/2025 23:46	PMB CTDOH-PH-0723,NELAC-NY10854,NELAC-NY12058,NJDEP-CT

Sample Information

Client Sample ID: MW-10 **York Sample ID:** 25C0242-01

York Project (SDG) No	Client Project ID	Matrix	Collection Date/Time	Date Received
25C0242	136 Fuller Road 2222575	Ground Water	March 4, 2025 8:36 am	03/05/2025

VOA, 8260 LOW MASTER **Log-in Notes:** **Sample Notes:**

Sample Prepared by Method: EPA 5030B

CAS No.	Parameter	Result	Flag	Units	Reported to LOD/MDL	LOQ	Dilution	Reference Method	Date/Time Prepared	Date/Time Analyzed	Analyst
123-91-1	1,4-Dioxane	ND		ug/L	35.3	80.0	1	EPA 8260D	03/05/2025 19:24	03/05/2025 23:46	PMB
								Certifications:	NELAC-NY10854,NELAC-NY12058,NJDEP-CT005,PADEP-68-04		
594-20-7	2,2-Dichloropropane	ND		ug/L	0.466	0.500	1	EPA 8260D	03/05/2025 19:24	03/05/2025 23:46	PMB
								Certifications:	NELAC-NY10854,NELAC-NY12058,NJDEP-CT005,PADEP-68-04		
78-93-3	2-Butanone	ND		ug/L	0.421	0.500	1	EPA 8260D	03/05/2025 19:24	03/05/2025 23:46	PMB
								Certifications:	CTDOH-PH-0723,NELAC-NY10854,NELAC-NY12058,NJDEP-CT		
95-49-8	2-Chlorotoluene	ND		ug/L	0.376	0.500	1	EPA 8260D	03/05/2025 19:24	03/05/2025 23:46	PMB
								Certifications:	CTDOH-PH-0723,NELAC-NY10854,NELAC-NY12058,NJDEP-CT		
591-78-6	2-Hexanone	ND		ug/L	0.320	0.500	1	EPA 8260D	03/05/2025 19:24	03/05/2025 23:46	PMB
								Certifications:	CTDOH-PH-0723,NELAC-NY10854,NELAC-NY12058,NJDEP-CT		
106-43-4	4-Chlorotoluene	ND		ug/L	0.311	0.500	1	EPA 8260D	03/05/2025 19:24	03/05/2025 23:46	PMB
								Certifications:	CTDOH-PH-0723,NELAC-NY10854,NELAC-NY12058,NJDEP-CT		
108-10-1	4-Methyl-2-pentanone	ND		ug/L	0.365	0.500	1	EPA 8260D	03/05/2025 19:24	03/05/2025 23:46	PMB
								Certifications:	CTDOH-PH-0723,NELAC-NY10854,NELAC-NY12058,NJDEP-CT		
67-64-1	Acetone	ND		ug/L	1.34	2.00	1	EPA 8260D	03/05/2025 19:24	03/05/2025 23:46	PMB
								Certifications:	CTDOH-PH-0723,NELAC-NY10854,NELAC-NY12058,NJDEP-CT		
107-02-8	Acrolein	ND	CCVE, ICVE	ug/L	0.447	0.500	1	EPA 8260D	03/05/2025 19:24	03/05/2025 23:46	PMB
								Certifications:	CTDOH-PH-0723,NELAC-NY10854,NELAC-NY12058,NJDEP-CT		
107-13-1	Acrylonitrile	ND		ug/L	0.422	0.500	1	EPA 8260D	03/05/2025 19:24	03/05/2025 23:46	PMB
								Certifications:	CTDOH-PH-0723,NELAC-NY10854,NELAC-NY12058,NJDEP-CT		
71-43-2	Benzene	ND		ug/L	0.279	0.500	1	EPA 8260D	03/05/2025 19:24	03/05/2025 23:46	PMB
								Certifications:	CTDOH-PH-0723,NELAC-NY10854,NELAC-NY12058,NJDEP-CT		
108-86-1	Bromobenzene	ND		ug/L	0.367	0.500	1	EPA 8260D	03/05/2025 19:24	03/05/2025 23:46	PMB
								Certifications:	NELAC-NY10854,NELAC-NY12058,NJDEP-CT005,PADEP-68-04		
74-97-5	Bromochloromethane	ND		ug/L	0.354	0.500	1	EPA 8260D	03/05/2025 19:24	03/05/2025 23:46	PMB
								Certifications:	NELAC-NY10854,NELAC-NY12058,NJDEP-CT005,PADEP-68-04		
75-27-4	Bromodichloromethane	ND		ug/L	0.245	0.500	1	EPA 8260D	03/05/2025 19:24	03/05/2025 23:46	PMB
								Certifications:	CTDOH-PH-0723,NELAC-NY10854,NELAC-NY12058,NJDEP-CT		
75-25-2	Bromoform	ND		ug/L	0.163	0.500	1	EPA 8260D	03/05/2025 19:24	03/05/2025 23:46	PMB
								Certifications:	CTDOH-PH-0723,NELAC-NY10854,NELAC-NY12058,NJDEP-CT		
74-83-9	Bromomethane	ND	CCVE	ug/L	0.119	0.500	1	EPA 8260D	03/05/2025 19:24	03/05/2025 23:46	PMB
								Certifications:	CTDOH-PH-0723,NELAC-NY10854,NELAC-NY12058,NJDEP-CT		
75-15-0	Carbon disulfide	ND		ug/L	0.362	0.500	1	EPA 8260D	03/05/2025 19:24	03/05/2025 23:46	PMB
								Certifications:	CTDOH-PH-0723,NELAC-NY10854,NELAC-NY12058,NJDEP-CT		
56-23-5	Carbon tetrachloride	ND		ug/L	0.204	0.500	1	EPA 8260D	03/05/2025 19:24	03/05/2025 23:46	PMB
								Certifications:	CTDOH-PH-0723,NELAC-NY10854,NELAC-NY12058,NJDEP-CT		
108-90-7	Chlorobenzene	ND		ug/L	0.284	0.500	1	EPA 8260D	03/05/2025 19:24	03/05/2025 23:46	PMB
								Certifications:	CTDOH-PH-0723,NELAC-NY10854,NELAC-NY12058,NJDEP-CT		
75-00-3	Chloroethane	ND		ug/L	0.448	0.500	1	EPA 8260D	03/05/2025 19:24	03/05/2025 23:46	PMB
								Certifications:	CTDOH-PH-0723,NELAC-NY10854,NELAC-NY12058,NJDEP-CT		
67-66-3	Chloroform	ND		ug/L	0.243	0.500	1	EPA 8260D	03/05/2025 19:24	03/05/2025 23:46	PMB
								Certifications:	CTDOH-PH-0723,NELAC-NY10854,NELAC-NY12058,NJDEP-CT		
74-87-3	Chloromethane	ND	CCVE	ug/L	0.372	0.500	1	EPA 8260D	03/05/2025 19:24	03/05/2025 23:46	PMB
								Certifications:	CTDOH-PH-0723,NELAC-NY10854,NELAC-NY12058,NJDEP-CT		
156-59-2	**cis-1,2-Dichloroethylene**	**148**		ug/L	2.94	5.00	10	EPA 8260D	03/05/2025 19:24	03/06/2025 20:23	PD
								Certifications:	CTDOH-PH-0723,NELAC-NY10854,NELAC-NY12058,NJDEP-CT		

Sample Information

Client Sample ID: MW-10 **York Sample ID:** 25C0242-01

York Project (SDG) No.	Client Project ID	Matrix	Collection Date/Time	Date Received
25C0242	136 Fuller Road 2222575	Ground Water	March 4, 2025 8:36 am	03/05/2025

VOA, 8260 LOW MASTER **Log-in Notes:** **Sample Notes:**

Sample Prepared by Method: EPA 5030B

CAS No.	Parameter	Result	Flag	Units	Reported to LOD/MDL	LOQ	Dilution	Reference Method	Date/Time Prepared	Date/Time Analyzed	Analyst
10061-01-5	cis-1,3-Dichloropropylene	ND		ug/L	0.262	0.500	1	EPA 8260D Certifications:	03/05/2025 19:24	03/05/2025 23:46	PMB CTDOH-PH-0723,NELAC-NY10854,NELAC-NY12058,NJDEP-CT
110-82-7	Cyclohexane	ND		ug/L	0.491	0.500	1	EPA 8260D Certifications:	03/05/2025 19:24	03/05/2025 23:46	PMB NELAC-NY10854,NELAC-NY12058,NJDEP-CT005,PADEP-68-04
124-48-1	Dibromochloromethane	ND		ug/L	0.146	0.500	1	EPA 8260D Certifications:	03/05/2025 19:24	03/05/2025 23:46	PMB CTDOH-PH-0723,NELAC-NY10854,NELAC-NY12058,NJDEP-CT
74-95-3	Dibromomethane	ND		ug/L	0.203	0.500	1	EPA 8260D Certifications:	03/05/2025 19:24	03/05/2025 23:46	PMB NELAC-NY10854,NELAC-NY12058,NJDEP-CT005,PADEP-68-04
75-71-8	Dichlorodifluoromethane	ND	CCVE	ug/L	0.451	0.500	1	EPA 8260D Certifications:	03/05/2025 19:24	03/05/2025 23:46	PMB NELAC-NY10854,NELAC-NY12058,NJDEP-CT005,PADEP-68-04
108-20-3	Diisopropyl ether (DIPE)	ND		ug/L	0.466	0.800	1	EPA 8260D Certifications:	03/05/2025 19:24	03/05/2025 23:46	PMB NELAC-NY10854,NELAC-NY12058,NJDEP-CT005,PADEP-68-04
100-41-4	Ethyl Benzene	ND		ug/L	0.290	0.500	1	EPA 8260D Certifications:	03/05/2025 19:24	03/05/2025 23:46	PMB CTDOH-PH-0723,NELAC-NY10854,NELAC-NY12058,NJDEP-CT
637-92-3	Ethyl tert-butyl ether (ETBE)	ND		ug/L	0.479	0.800	1	EPA 8260D Certifications:	03/05/2025 19:24	03/05/2025 23:46	PMB NELAC-NY10854,NELAC-NY12058,NJDEP-CT005
87-68-3	**Hexachlorobutadiene**	**0.250**		ug/L	0.241	0.500	1	EPA 8260D Certifications:	03/05/2025 19:24	03/05/2025 23:46	PMB NELAC-NY10854,NELAC-NY12058,NJDEP-CT005,PADEP-68-04
74-88-4	* Iodomethane	ND		ug/L	0.477	0.500	1	EPA 8260D Certifications:	03/05/2025 19:24	03/05/2025 23:46	PMB
98-82-8	Isopropylbenzene	ND		ug/L	0.405	0.500	1	EPA 8260D Certifications:	03/05/2025 19:24	03/05/2025 23:46	PMB CTDOH-PH-0723,NELAC-NY10854,NELAC-NY12058,NJDEP-CT
79-20-9	Methyl acetate	ND		ug/L	0.442	0.500	1	EPA 8260D Certifications:	03/05/2025 19:24	03/05/2025 23:46	PMB NELAC-NY10854,NELAC-NY12058,NJDEP-CT005,PADEP-68-04
80-62-6	Methyl Methacrylate	ND		ug/L	0.415	0.500	1	EPA 8260D Certifications:	03/05/2025 19:24	03/05/2025 23:46	PMB NELAC-NY10854,NELAC-NY12058,NJDEP-CT005
1634-04-4	Methyl tert-butyl ether (MTBE)	ND		ug/L	0.244	0.500	1	EPA 8260D Certifications:	03/05/2025 19:24	03/05/2025 23:46	PMB CTDOH-PH-0723,NELAC-NY10854,NELAC-NY12058,NJDEP-CT
108-87-2	Methylcyclohexane	ND		ug/L	0.477	0.500	1	EPA 8260D Certifications:	03/05/2025 19:24	03/05/2025 23:46	PMB NELAC-NY10854,NELAC-NY12058,NJDEP-CT005,PADEP-68-04
75-09-2	Methylene chloride	ND		ug/L	0.397	2.00	1	EPA 8260D Certifications:	03/05/2025 19:24	03/05/2025 23:46	PMB CTDOH-PH-0723,NELAC-NY10854,NELAC-NY12058,NJDEP-CT
91-20-3	**Naphthalene**	**0.270**		ug/L	0.212	2.00	1	EPA 8260D Certifications:	03/05/2025 19:24	03/05/2025 23:46	PMB NELAC-NY10854,NELAC-NY12058,NJDEP-CT005,PADEP-68-04
104-51-8	n-Butylbenzene	ND		ug/L	0.399	0.500	1	EPA 8260D Certifications:	03/05/2025 19:24	03/05/2025 23:46	PMB CTDOH-PH-0723,NELAC-NY10854,NELAC-NY12058,NJDEP-CT
103-65-1	n-Propylbenzene	ND		ug/L	0.384	0.500	1	EPA 8260D Certifications:	03/05/2025 19:24	03/05/2025 23:46	PMB CTDOH-PH-0723,NELAC-NY10854,NELAC-NY12058,NJDEP-CT
95-47-6	o-Xylene	ND		ug/L	0.261	0.500	1	EPA 8260D Certifications:	03/05/2025 19:24	03/05/2025 23:46	PMB CTDOH-PH-0723,NELAC-NY10854,NELAC-NY12058,PADEP-68
179601-23-1	p- & m- Xylenes	ND		ug/L	0.578	1.00	1	EPA 8260D Certifications:	03/05/2025 19:24	03/05/2025 23:46	PMB CTDOH-PH-0723,NELAC-NY10854,NELAC-NY12058,PADEP-68
105-05-5	* p-Diethylbenzene	ND		ug/L	0.341	0.500	1	EPA 8260D Certifications:	03/05/2025 19:24	03/05/2025 23:46	PMB
622-96-8	* p-Ethyltoluene	ND		ug/L	0.200	0.500	1	EPA 8260D Certifications:	03/05/2025 19:24	03/05/2025 23:46	PMB

Sample Information

Client Sample ID: MW-10 **York Sample ID:** 25C0242-01

York Project (SDG) No	Client Project ID	Matrix	Collection Date/Time	Date Received
25C0242	136 Fuller Road 2222575	Ground Water	March 4, 2025 8:36 am	03/05/2025

VOA, 8260 LOW MASTER **Log-in Notes:** **Sample Notes:**

Sample Prepared by Method: EPA 5030B

CAS No.	Parameter	Result	Flag	Units	Reported to LOD/MDL	LOQ	Dilution	Reference Method	Date/Time Prepared	Date/Time Analyzed	Analyst
99-87-6	p-Isopropyltoluene	ND		ug/L	0.377	0.500	1	EPA 8260D Certifications:	03/05/2025 19:24	03/05/2025 23:46	PMB CTDOH-PH-0723,NELAC-NY10854,NELAC-NY12058,NJDEP-CT
135-98-8	sec-Butylbenzene	ND		ug/L	0.444	0.500	1	EPA 8260D Certifications:	03/05/2025 19:24	03/05/2025 23:46	PMB CTDOH-PH-0723,NELAC-NY10854,NELAC-NY12058,NJDEP-CT
100-42-5	Styrene	ND		ug/L	0.255	0.500	1	EPA 8260D Certifications:	03/05/2025 19:24	03/05/2025 23:46	PMB CTDOH-PH-0723,NELAC-NY10854,NELAC-NY12058,NJDEP-CT
75-85-4	tert-Amyl alcohol (TAA)	ND		ug/L	4.16	8.00	1	EPA 8260D Certifications:	03/05/2025 19:24	03/05/2025 23:46	PMB NELAC-NY10854,NELAC-NY12058,NJDEP-CT005,PADEP-68-04
994-05-8	tert-Amyl methyl ether (TAME)	ND		ug/L	0.511	0.800	1	EPA 8260D Certifications:	03/05/2025 19:24	03/05/2025 23:46	PMB NELAC-NY10854,NELAC-NY12058,NJDEP-CT005,PADEP-68-04
75-65-0	tert-Butyl alcohol (TBA)	ND		ug/L	0.608	1.00	1	EPA 8260D Certifications:	03/05/2025 19:24	03/05/2025 23:46	PMB NELAC-NY10854,NELAC-NY12058,NJDEP-CT005,PADEP-68-04
98-06-6	tert-Butylbenzene	ND		ug/L	0.367	0.500	1	EPA 8260D Certifications:	03/05/2025 19:24	03/05/2025 23:46	PMB CTDOH-PH-0723,NELAC-NY10854,NELAC-NY12058,NJDEP-CT
127-18-4	**Tetrachloroethylene**	**5.07**	CCVE, ICVE, QL-02	ug/L	0.239	0.500	1	EPA 8260D Certifications:	03/05/2025 19:24	03/05/2025 23:46	PMB CTDOH-PH-0723,NELAC-NY10854,NELAC-NY12058,NJDEP-C
109-99-9	* Tetrahydrofuran	ND		ug/L	0.485	0.500	1	EPA 8260D Certifications:	03/05/2025 19:24	03/05/2025 23:46	PMB
108-88-3	Toluene	ND		ug/L	0.346	0.500	1	EPA 8260D Certifications:	03/05/2025 19:24	03/05/2025 23:46	PMB CTDOH-PH-0723,NELAC-NY10854,NELAC-NY12058,NJDEP-CT
156-60-5	**trans-1,2-Dichloroethylene**	**0.580**		ug/L	0.279	0.500	1	EPA 8260D Certifications:	03/05/2025 19:24	03/05/2025 23:46	PMB CTDOH-PH-0723,NELAC-NY10854,NELAC-NY12058,NJDEP-C
10061-02-6	trans-1,3-Dichloropropylene	ND		ug/L	0.229	0.500	1	EPA 8260D Certifications:	03/05/2025 19:24	03/05/2025 23:46	PMB CTDOH-PH-0723,NELAC-NY10854,NELAC-NY12058,NJDEP-CT
110-57-6	trans-1,4-dichloro-2-butene	ND		ug/L	0.283	0.500	1	EPA 8260D Certifications:	03/05/2025 19:24	03/05/2025 23:46	PMB CTDOH-PH-0723,NELAC-NY10854,NELAC-NY12058,NJDEP-CT
79-01-6	**Trichloroethylene**	**4.04**		ug/L	0.249	0.500	1	EPA 8260D Certifications:	03/05/2025 19:24	03/05/2025 23:46	PMB CTDOH-PH-0723,NELAC-NY10854,NELAC-NY12058,NJDEP-C
75-69-4	Trichlorofluoromethane	ND		ug/L	0.337	0.500	1	EPA 8260D Certifications:	03/05/2025 19:24	03/05/2025 23:46	PMB CTDOH-PH-0723,NELAC-NY10854,NELAC-NY12058,NJDEP-CT
108-05-4	Vinyl acetate	ND		ug/L	0.477	0.500	1	EPA 8260D Certifications:	03/05/2025 19:24	03/05/2025 23:46	PMB NELAC-NY10854,NELAC-NY12058,NJDEP-CT005,PADEP-68-04
75-01-4	**Vinyl Chloride**	**0.990**		ug/L	0.469	0.500	1	EPA 8260D Certifications:	03/05/2025 19:24	03/05/2025 23:46	PMB CTDOH-PH-0723,NELAC-NY10854,NELAC-NY12058,NJDEP-C
1330-20-7	Xylenes, Total	ND		ug/L	0.839	1.50	1	EPA 8260D Certifications:	03/05/2025 19:24	03/05/2025 23:46	PMB CTDOH-PH-0723,NELAC-NY10854,NELAC-NY12058,NJDEP-CT
107-05-1	* Allyl chloride	ND		ug/L	0.299	0.500	1	EPA 8260D Certifications:	03/05/2025 19:24	03/05/2025 23:46	PMB

	Surrogate Recoveries	Result	Acceptance Range
17060-07-0	*Surrogate: SURR: 1,2-Dichloroethane-d4*	*101 %*	*69-130*
2037-26-5	*Surrogate: SURR: Toluene-d8*	*94.3 %*	*81-117*
460-00-4	*Surrogate: SURR: p-Bromofluorobenzene*	*97.0 %*	*79-122*

Sample Information

Client Sample ID: MW-25 **York Sample ID:** 25C0242-02

York Project (SDG) No.	Client Project ID	Matrix	Collection Date/Time	Date Received
25C0242	136 Fuller Road 2222575	Ground Water	March 4, 2025 1:36 pm	03/05/2025

VOA, 8260 LOW MASTER **Log-in Notes:** **Sample Notes:**

Sample Prepared by Method: EPA 5030B

CAS No.	Parameter	Result	Flag	Units	Reported to LOD/MDL	LOQ	Dilution	Reference Method	Date/Time Prepared	Date/Time Analyzed	Analyst
630-20-6	1,1,1,2-Tetrachloroethane	ND		ug/L	0.216	0.500	1	EPA 8260D Certifications:	03/05/2025 19:24	03/06/2025 00:13	PMB CTDOH-PH-0723,NELAC-NY10854,NELAC-NY12058,NJDEP-CT
71-55-6	1,1,1-Trichloroethane	ND		ug/L	0.266	0.500	1	EPA 8260D Certifications:	03/05/2025 19:24	03/06/2025 00:13	PMB CTDOH-PH-0723,NELAC-NY10854,NELAC-NY12058,NJDEP-CT
79-34-5	1,1,2,2-Tetrachloroethane	ND		ug/L	0.256	0.500	1	EPA 8260D Certifications:	03/05/2025 19:24	03/06/2025 00:13	PMB CTDOH-PH-0723,NELAC-NY10854,NELAC-NY12058,NJDEP-CT
76-13-1	1,1,2-Trichloro-1,2,2-trifluoroethane (Freon 113)	ND		ug/L	0.286	0.500	1	EPA 8260D Certifications:	03/05/2025 19:24	03/06/2025 00:13	PMB CTDOH-PH-0723,NELAC-NY10854,NELAC-NY12058,NJDEP-CT
79-00-5	1,1,2-Trichloroethane	ND		ug/L	0.249	0.500	1	EPA 8260D Certifications:	03/05/2025 19:24	03/06/2025 00:13	PMB CTDOH-PH-0723,NELAC-NY10854,NELAC-NY12058,NJDEP-CT
75-34-3	**1,1-Dichloroethane**	**2.24**		ug/L	0.272	0.500	1	EPA 8260D Certifications:	03/05/2025 19:24	03/06/2025 00:13	PMB CTDOH-PH-0723,NELAC-NY10854,NELAC-NY12058,NJDEP-C
75-35-4	1,1-Dichloroethylene	ND		ug/L	0.327	0.500	1	EPA 8260D Certifications:	03/05/2025 19:24	03/06/2025 00:13	PMB CTDOH-PH-0723,NELAC-NY10854,NELAC-NY12058,NJDEP-CT
563-58-6	1,1-Dichloropropylene	ND		ug/L	0.314	0.500	1	EPA 8260D Certifications:	03/05/2025 19:24	03/06/2025 00:13	PMB NELAC-NY10854,NELAC-NY12058,NJDEP-CT005
87-61-6	1,2,3-Trichlorobenzene	ND		ug/L	0.222	0.500	1	EPA 8260D Certifications:	03/05/2025 19:24	03/06/2025 00:13	PMB NELAC-NY10854,NELAC-NY12058,NJDEP-CT005,PADEP-68-04
96-18-4	1,2,3-Trichloropropane	ND		ug/L	0.273	0.500	1	EPA 8260D Certifications:	03/05/2025 19:24	03/06/2025 00:13	PMB NELAC-NY10854,NELAC-NY12058,NJDEP-CT005,PADEP-68-04
95-93-2	* 1,2,4,5-Tetramethylbenzene	ND		ug/L	0.255	0.500	1	EPA 8260D Certifications:	03/05/2025 19:24	03/06/2025 00:13	PMB
120-82-1	1,2,4-Trichlorobenzene	ND		ug/L	0.138	0.500	1	EPA 8260D Certifications:	03/05/2025 19:24	03/06/2025 00:13	PMB NELAC-NY10854,NELAC-NY12058,NJDEP-CT005,PADEP-68-04
95-63-6	1,2,4-Trimethylbenzene	ND		ug/L	0.310	0.500	1	EPA 8260D Certifications:	03/05/2025 19:24	03/06/2025 00:13	PMB CTDOH-PH-0723,NELAC-NY10854,NELAC-NY12058,NJDEP-CT
96-12-8	1,2-Dibromo-3-chloropropane	ND		ug/L	0.432	0.500	1	EPA 8260D Certifications:	03/05/2025 19:24	03/06/2025 00:13	PMB CTDOH-PH-0723,NELAC-NY10854,NELAC-NY12058,NJDEP-CT
106-93-4	1,2-Dibromoethane	ND		ug/L	0.215	0.500	1	EPA 8260D Certifications:	03/05/2025 19:24	03/06/2025 00:13	PMB CTDOH-PH-0723,NELAC-NY10854,NELAC-NY12058,NJDEP-CT
95-50-1	1,2-Dichlorobenzene	ND		ug/L	0.270	0.500	1	EPA 8260D Certifications:	03/05/2025 19:24	03/06/2025 00:13	PMB CTDOH-PH-0723,NELAC-NY10854,NELAC-NY12058,NJDEP-CT
107-06-2	1,2-Dichloroethane	ND		ug/L	0.377	0.500	1	EPA 8260D Certifications:	03/05/2025 19:24	03/06/2025 00:13	PMB CTDOH-PH-0723,NELAC-NY10854,NELAC-NY12058,NJDEP-CT
78-87-5	1,2-Dichloropropane	ND		ug/L	0.327	0.500	1	EPA 8260D Certifications:	03/05/2025 19:24	03/06/2025 00:13	PMB CTDOH-PH-0723,NELAC-NY10854,NELAC-NY12058,NJDEP-CT
108-67-8	1,3,5-Trimethylbenzene	ND		ug/L	0.347	0.500	1	EPA 8260D Certifications:	03/05/2025 19:24	03/06/2025 00:13	PMB CTDOH-PH-0723,NELAC-NY10854,NELAC-NY12058,NJDEP-CT
541-73-1	1,3-Dichlorobenzene	ND	QL-02	ug/L	0.283	0.500	1	EPA 8260D Certifications:	03/05/2025 19:24	03/06/2025 00:13	PMB CTDOH-PH-0723,NELAC-NY10854,NELAC-NY12058,NJDEP-CT
142-28-9	1,3-Dichloropropane	ND		ug/L	0.260	0.500	1	EPA 8260D Certifications:	03/05/2025 19:24	03/06/2025 00:13	PMB NELAC-NY10854,NELAC-NY12058,NJDEP-CT005,PADEP-68-04
106-46-7	1,4-Dichlorobenzene	ND		ug/L	0.311	0.500	1	EPA 8260D Certifications:	03/05/2025 19:24	03/06/2025 00:13	PMB CTDOH-PH-0723,NELAC-NY10854,NELAC-NY12058,NJDEP-CT
123-91-1	1,4-Dioxane	ND		ug/L	35.3	80.0	1	EPA 8260D Certifications:	03/05/2025 19:24	03/06/2025 00:13	PMB NELAC-NY10854,NELAC-NY12058,NJDEP-CT005,PADEP-68-04

Sample Information

Client Sample ID: MW-25 **York Sample ID:** 25C0242-02

York Project (SDG) No.	Client Project ID	Matrix	Collection Date/Time	Date Received
25C0242	136 Fuller Road 2222575	Ground Water	March 4, 2025 1:36 pm	03/05/2025

VOA, 8260 LOW MASTER **Log-in Notes:** **Sample Notes:**

Sample Prepared by Method: EPA 5030B

CAS No.	Parameter	Result	Flag	Units	Reported to LOD/MDL	LOQ	Dilution	Reference Method	Date/Time Prepared	Date/Time Analyzed	Analyst
594-20-7	2,2-Dichloropropane	ND		ug/L	0.466	0.500	1	EPA 8260D	03/05/2025 19:24	03/06/2025 00:13	PMB
								Certifications:	NELAC-NY10854,NELAC-NY12058,NJDEP-CT005,PADEP-68-04		
78-93-3	2-Butanone	ND		ug/L	0.421	0.500	1	EPA 8260D	03/05/2025 19:24	03/06/2025 00:13	PMB
								Certifications:	CTDOH-PH-0723,NELAC-NY10854,NELAC-NY12058,NJDEP-CT		
95-49-8	2-Chlorotoluene	ND		ug/L	0.376	0.500	1	EPA 8260D	03/05/2025 19:24	03/06/2025 00:13	PMB
								Certifications:	CTDOH-PH-0723,NELAC-NY10854,NELAC-NY12058,NJDEP-CT		
591-78-6	2-Hexanone	ND		ug/L	0.320	0.500	1	EPA 8260D	03/05/2025 19:24	03/06/2025 00:13	PMB
								Certifications:	CTDOH-PH-0723,NELAC-NY10854,NELAC-NY12058,NJDEP-CT		
106-43-4	4-Chlorotoluene	ND		ug/L	0.311	0.500	1	EPA 8260D	03/05/2025 19:24	03/06/2025 00:13	PMB
								Certifications:	CTDOH-PH-0723,NELAC-NY10854,NELAC-NY12058,NJDEP-CT		
108-10-1	4-Methyl-2-pentanone	ND		ug/L	0.365	0.500	1	EPA 8260D	03/05/2025 19:24	03/06/2025 00:13	PMB
								Certifications:	CTDOH-PH-0723,NELAC-NY10854,NELAC-NY12058,NJDEP-CT		
67-64-1	Acetone	ND		ug/L	1.34	2.00	1	EPA 8260D	03/05/2025 19:24	03/06/2025 00:13	PMB
								Certifications:	CTDOH-PH-0723,NELAC-NY10854,NELAC-NY12058,NJDEP-CT		
107-02-8	Acrolein	ND	CCVE, ICVE	ug/L	0.447	0.500	1	EPA 8260D	03/05/2025 19:24	03/06/2025 00:13	PMB
								Certifications:	CTDOH-PH-0723,NELAC-NY10854,NELAC-NY12058,NJDEP-CT		
107-13-1	Acrylonitrile	ND		ug/L	0.422	0.500	1	EPA 8260D	03/05/2025 19:24	03/06/2025 00:13	PMB
								Certifications:	CTDOH-PH-0723,NELAC-NY10854,NELAC-NY12058,NJDEP-CT		
71-43-2	Benzene	ND		ug/L	0.279	0.500	1	EPA 8260D	03/05/2025 19:24	03/06/2025 00:13	PMB
								Certifications:	CTDOH-PH-0723,NELAC-NY10854,NELAC-NY12058,NJDEP-CT		
108-86-1	Bromobenzene	ND		ug/L	0.367	0.500	1	EPA 8260D	03/05/2025 19:24	03/06/2025 00:13	PMB
								Certifications:	NELAC-NY10854,NELAC-NY12058,NJDEP-CT005,PADEP-68-04		
74-97-5	Bromochloromethane	ND		ug/L	0.354	0.500	1	EPA 8260D	03/05/2025 19:24	03/06/2025 00:13	PMB
								Certifications:	NELAC-NY10854,NELAC-NY12058,NJDEP-CT005,PADEP-68-04		
75-27-4	Bromodichloromethane	ND		ug/L	0.245	0.500	1	EPA 8260D	03/05/2025 19:24	03/06/2025 00:13	PMB
								Certifications:	CTDOH-PH-0723,NELAC-NY10854,NELAC-NY12058,NJDEP-CT		
75-25-2	Bromoform	ND		ug/L	0.163	0.500	1	EPA 8260D	03/05/2025 19:24	03/06/2025 00:13	PMB
								Certifications:	CTDOH-PH-0723,NELAC-NY10854,NELAC-NY12058,NJDEP-CT		
74-83-9	Bromomethane	ND	CCVE	ug/L	0.119	0.500	1	EPA 8260D	03/05/2025 19:24	03/06/2025 00:13	PMB
								Certifications:	CTDOH-PH-0723,NELAC-NY10854,NELAC-NY12058,NJDEP-CT		
75-15-0	Carbon disulfide	ND		ug/L	0.362	0.500	1	EPA 8260D	03/05/2025 19:24	03/06/2025 00:13	PMB
								Certifications:	CTDOH-PH-0723,NELAC-NY10854,NELAC-NY12058,NJDEP-CT		
56-23-5	Carbon tetrachloride	ND		ug/L	0.204	0.500	1	EPA 8260D	03/05/2025 19:24	03/06/2025 00:13	PMB
								Certifications:	CTDOH-PH-0723,NELAC-NY10854,NELAC-NY12058,NJDEP-CT		
108-90-7	Chlorobenzene	ND		ug/L	0.284	0.500	1	EPA 8260D	03/05/2025 19:24	03/06/2025 00:13	PMB
								Certifications:	CTDOH-PH-0723,NELAC-NY10854,NELAC-NY12058,NJDEP-CT		
75-00-3	Chloroethane	ND		ug/L	0.448	0.500	1	EPA 8260D	03/05/2025 19:24	03/06/2025 00:13	PMB
								Certifications:	CTDOH-PH-0723,NELAC-NY10854,NELAC-NY12058,NJDEP-CT		
67-66-3	Chloroform	ND		ug/L	0.243	0.500	1	EPA 8260D	03/05/2025 19:24	03/06/2025 00:13	PMB
								Certifications:	CTDOH-PH-0723,NELAC-NY10854,NELAC-NY12058,NJDEP-CT		
74-87-3	Chloromethane	ND	CCVE	ug/L	0.372	0.500	1	EPA 8260D	03/05/2025 19:24	03/06/2025 00:13	PMB
								Certifications:	CTDOH-PH-0723,NELAC-NY10854,NELAC-NY12058,NJDEP-CT		
156-59-2	**cis-1,2-Dichloroethylene**	**1.94**		ug/L	0.294	0.500	1	EPA 8260D	03/05/2025 19:24	03/06/2025 00:13	PMB
								Certifications:	CTDOH-PH-0723,NELAC-NY10854,NELAC-NY12058,NJDEP-C		
10061-01-5	cis-1,3-Dichloropropylene	ND		ug/L	0.262	0.500	1	EPA 8260D	03/05/2025 19:24	03/06/2025 00:13	PMB
								Certifications:	CTDOH-PH-0723,NELAC-NY10854,NELAC-NY12058,NJDEP-CT		

Sample Information

Client Sample ID: MW-25 **York Sample ID:** 25C0242-02

York Project (SDG) No	Client Project ID	Matrix	Collection Date/Time	Date Received
25C0242	136 Fuller Road 2222575	Ground Water	March 4, 2025 1:36 pm	03/05/2025

VOA, 8260 LOW MASTER **Log-in Notes:** **Sample Notes:**

Sample Prepared by Method: EPA 5030B

CAS No.	Parameter	Result	Flag	Units	Reported to LOD/MDL	LOQ	Dilution	Reference Method	Date/Time Prepared	Date/Time Analyzed	Analyst
110-82-7	Cyclohexane	ND		ug/L	0.491	0.500	1	EPA 8260D Certifications:	03/05/2025 19:24	03/06/2025 00:13	PMB NELAC-NY10854,NELAC-NY12058,NJDEP-CT005,PADEP-68-04
124-48-1	Dibromochloromethane	ND		ug/L	0.146	0.500	1	EPA 8260D Certifications:	03/05/2025 19:24	03/06/2025 00:13	PMB CTDOH-PH-0723,NELAC-NY10854,NELAC-NY12058,NJDEP-CT
74-95-3	Dibromomethane	ND		ug/L	0.203	0.500	1	EPA 8260D Certifications:	03/05/2025 19:24	03/06/2025 00:13	PMB NELAC-NY10854,NELAC-NY12058,NJDEP-CT005,PADEP-68-04
75-71-8	Dichlorodifluoromethane	ND	CCVE	ug/L	0.451	0.500	1	EPA 8260D Certifications:	03/05/2025 19:24	03/06/2025 00:13	PMB NELAC-NY10854,NELAC-NY12058,NJDEP-CT005,PADEP-68-04
108-20-3	Diisopropyl ether (DIPE)	ND		ug/L	0.466	0.800	1	EPA 8260D Certifications:	03/05/2025 19:24	03/06/2025 00:13	PMB NELAC-NY10854,NELAC-NY12058,NJDEP-CT005,PADEP-68-04
100-41-4	Ethyl Benzene	ND		ug/L	0.290	0.500	1	EPA 8260D Certifications:	03/05/2025 19:24	03/06/2025 00:13	PMB CTDOH-PH-0723,NELAC-NY10854,NELAC-NY12058,NJDEP-CT
637-92-3	Ethyl tert-butyl ether (ETBE)	ND		ug/L	0.479	0.800	1	EPA 8260D Certifications:	03/05/2025 19:24	03/06/2025 00:13	PMB NELAC-NY10854,NELAC-NY12058,NJDEP-CT005
87-68-3	Hexachlorobutadiene	ND		ug/L	0.241	0.500	1	EPA 8260D Certifications:	03/05/2025 19:24	03/06/2025 00:13	PMB NELAC-NY10854,NELAC-NY12058,NJDEP-CT005,PADEP-68-04
74-88-4	* Iodomethane	ND		ug/L	0.477	0.500	1	EPA 8260D Certifications:	03/05/2025 19:24	03/06/2025 00:13	PMB
98-82-8	Isopropylbenzene	ND		ug/L	0.405	0.500	1	EPA 8260D Certifications:	03/05/2025 19:24	03/06/2025 00:13	PMB CTDOH-PH-0723,NELAC-NY10854,NELAC-NY12058,NJDEP-CT
79-20-9	Methyl acetate	ND		ug/L	0.442	0.500	1	EPA 8260D Certifications:	03/05/2025 19:24	03/06/2025 00:13	PMB NELAC-NY10854,NELAC-NY12058,NJDEP-CT005,PADEP-68-04
80-62-6	Methyl Methacrylate	ND		ug/L	0.415	0.500	1	EPA 8260D Certifications:	03/05/2025 19:24	03/06/2025 00:13	PMB NELAC-NY10854,NELAC-NY12058,NJDEP-CT005
1634-04-4	Methyl tert-butyl ether (MTBE)	ND		ug/L	0.244	0.500	1	EPA 8260D Certifications:	03/05/2025 19:24	03/06/2025 00:13	PMB CTDOH-PH-0723,NELAC-NY10854,NELAC-NY12058,NJDEP-CT
108-87-2	Methylcyclohexane	ND		ug/L	0.477	0.500	1	EPA 8260D Certifications:	03/05/2025 19:24	03/06/2025 00:13	PMB NELAC-NY10854,NELAC-NY12058,NJDEP-CT005,PADEP-68-04
75-09-2	Methylene chloride	ND		ug/L	0.397	2.00	1	EPA 8260D Certifications:	03/05/2025 19:24	03/06/2025 00:13	PMB CTDOH-PH-0723,NELAC-NY10854,NELAC-NY12058,NJDEP-CT
91-20-3	Naphthalene	ND		ug/L	0.212	2.00	1	EPA 8260D Certifications:	03/05/2025 19:24	03/06/2025 00:13	PMB NELAC-NY10854,NELAC-NY12058,NJDEP-CT005,PADEP-68-04
104-51-8	n-Butylbenzene	ND		ug/L	0.399	0.500	1	EPA 8260D Certifications:	03/05/2025 19:24	03/06/2025 00:13	PMB CTDOH-PH-0723,NELAC-NY10854,NELAC-NY12058,NJDEP-CT
103-65-1	n-Propylbenzene	ND		ug/L	0.384	0.500	1	EPA 8260D Certifications:	03/05/2025 19:24	03/06/2025 00:13	PMB CTDOH-PH-0723,NELAC-NY10854,NELAC-NY12058,NJDEP-CT
95-47-6	o-Xylene	ND		ug/L	0.261	0.500	1	EPA 8260D Certifications:	03/05/2025 19:24	03/06/2025 00:13	PMB CTDOH-PH-0723,NELAC-NY10854,NELAC-NY12058,PADEP-68-
179601-23-1	p- & m- Xylenes	ND		ug/L	0.578	1.00	1	EPA 8260D Certifications:	03/05/2025 19:24	03/06/2025 00:13	PMB CTDOH-PH-0723,NELAC-NY10854,NELAC-NY12058,PADEP-68-
105-05-5	* p-Diethylbenzene	ND		ug/L	0.341	0.500	1	EPA 8260D Certifications:	03/05/2025 19:24	03/06/2025 00:13	PMB
622-96-8	* p-Ethyltoluene	ND		ug/L	0.200	0.500	1	EPA 8260D Certifications:	03/05/2025 19:24	03/06/2025 00:13	PMB
99-87-6	p-Isopropyltoluene	ND		ug/L	0.377	0.500	1	EPA 8260D Certifications:	03/05/2025 19:24	03/06/2025 00:13	PMB CTDOH-PH-0723,NELAC-NY10854,NELAC-NY12058,NJDEP-CT

Sample Information

Client Sample ID: MW-25 **York Sample ID:** 25C0242-02

York Project (SDG) No	Client Project ID	Matrix	Collection Date/Time	Date Received
25C0242	136 Fuller Road 2222575	Ground Water	March 4, 2025 1:36 pm	03/05/2025

VOA, 8260 LOW MASTER

Log-in Notes:

Sample Notes:

Sample Prepared by Method: EPA 5030B

CAS No.	Parameter	Result	Flag	Units	Reported to LOD/MDL	LOQ	Dilution	Reference Method	Date/Time Prepared	Date/Time Analyzed	Analyst
135-98-8	sec-Butylbenzene	ND		ug/L	0.444	0.500	1	EPA 8260D Certifications:	03/05/2025 19:24 CTDOH-PH-0723,NELAC-NY10854,NELAC-NY12058,NJDEP-CT	03/06/2025 00:13	PMB
100-42-5	Styrene	ND		ug/L	0.255	0.500	1	EPA 8260D Certifications:	03/05/2025 19:24 CTDOH-PH-0723,NELAC-NY10854,NELAC-NY12058,NJDEP-CT	03/06/2025 00:13	PMB
75-85-4	tert-Amyl alcohol (TAA)	ND		ug/L	4.16	8.00	1	EPA 8260D Certifications:	03/05/2025 19:24 NELAC-NY10854,NELAC-NY12058,NJDEP-CT005,PADEP-68-04	03/06/2025 00:13	PMB
994-05-8	tert-Amyl methyl ether (TAME)	ND		ug/L	0.511	0.800	1	EPA 8260D Certifications:	03/05/2025 19:24 NELAC-NY10854,NELAC-NY12058,NJDEP-CT005,PADEP-68-04	03/06/2025 00:13	PMB
75-65-0	tert-Butyl alcohol (TBA)	ND		ug/L	0.608	1.00	1	EPA 8260D Certifications:	03/05/2025 19:24 NELAC-NY10854,NELAC-NY12058,NJDEP-CT005,PADEP-68-04	03/06/2025 00:13	PMB
98-06-6	tert-Butylbenzene	ND		ug/L	0.367	0.500	1	EPA 8260D Certifications:	03/05/2025 19:24 CTDOH-PH-0723,NELAC-NY10854,NELAC-NY12058,NJDEP-CT	03/06/2025 00:13	PMB
127-18-4	**Tetrachloroethylene**	**0.310**	CCVE, ICVE, QL-02	ug/L	0.239	0.500	1	EPA 8260D Certifications:	03/05/2025 19:24 CTDOH-PH-0723,NELAC-NY10854,NELAC-NY12058,NJDEP-C	03/06/2025 00:13	PMB
109-99-9	* Tetrahydrofuran	ND		ug/L	0.485	0.500	1	EPA 8260D Certifications:	03/05/2025 19:24	03/06/2025 00:13	PMB
108-88-3	Toluene	ND		ug/L	0.346	0.500	1	EPA 8260D Certifications:	03/05/2025 19:24 CTDOH-PH-0723,NELAC-NY10854,NELAC-NY12058,NJDEP-CT	03/06/2025 00:13	PMB
156-60-5	trans-1,2-Dichloroethylene	ND		ug/L	0.279	0.500	1	EPA 8260D Certifications:	03/05/2025 19:24 CTDOH-PH-0723,NELAC-NY10854,NELAC-NY12058,NJDEP-CT	03/06/2025 00:13	PMB
10061-02-6	trans-1,3-Dichloropropylene	ND		ug/L	0.229	0.500	1	EPA 8260D Certifications:	03/05/2025 19:24 CTDOH-PH-0723,NELAC-NY10854,NELAC-NY12058,NJDEP-CT	03/06/2025 00:13	PMB
110-57-6	trans-1,4-dichloro-2-butene	ND		ug/L	0.283	0.500	1	EPA 8260D Certifications:	03/05/2025 19:24 CTDOH-PH-0723,NELAC-NY10854,NELAC-NY12058,NJDEP-CT	03/06/2025 00:13	PMB
79-01-6	**Trichloroethylene**	**1.20**		ug/L	0.249	0.500	1	EPA 8260D Certifications:	03/05/2025 19:24 CTDOH-PH-0723,NELAC-NY10854,NELAC-NY12058,NJDEP-C	03/06/2025 00:13	PMB
75-69-4	Trichlorofluoromethane	ND		ug/L	0.337	0.500	1	EPA 8260D Certifications:	03/05/2025 19:24 CTDOH-PH-0723,NELAC-NY10854,NELAC-NY12058,NJDEP-CT	03/06/2025 00:13	PMB
108-05-4	Vinyl acetate	ND		ug/L	0.477	0.500	1	EPA 8260D Certifications:	03/05/2025 19:24 NELAC-NY10854,NELAC-NY12058,NJDEP-CT005,PADEP-68-04	03/06/2025 00:13	PMB
75-01-4	**Vinyl Chloride**	**0.570**		ug/L	0.469	0.500	1	EPA 8260D Certifications:	03/05/2025 19:24 CTDOH-PH-0723,NELAC-NY10854,NELAC-NY12058,NJDEP-C	03/06/2025 00:13	PMB
1330-20-7	Xylenes, Total	ND		ug/L	0.839	1.50	1	EPA 8260D Certifications:	03/05/2025 19:24 CTDOH-PH-0723,NELAC-NY10854,NELAC-NY12058,NJDEP-CT	03/06/2025 00:13	PMB
107-05-1	* Allyl chloride	ND		ug/L	0.299	0.500	1	EPA 8260D Certifications:	03/05/2025 19:24	03/06/2025 00:13	PMB

	Surrogate Recoveries	Result	Acceptance Range
17060-07-0	*Surrogate: SURR: 1,2-Dichloroethane-d4*	*97.5 %*	*69-130*
2037-26-5	*Surrogate: SURR: Toluene-d8*	*95.8 %*	*81-117*
460-00-4	*Surrogate: SURR: p-Bromofluorobenzene*	*96.7 %*	*79-122*

Sample Information

Client Sample ID: MW-30 **York Sample ID:** 25C0242-03

York Project (SDG) No	Client Project ID	Matrix	Collection Date/Time	Date Received
25C0242	136 Fuller Road 2222575	Ground Water	March 4, 2025 11:29 am	03/05/2025

VOA, 8260 LOW MASTER **Log-in Notes:** **Sample Notes:**

Sample Prepared by Method: EPA 5030B

CAS No.	Parameter	Result	Flag	Units	Reported to LOD/MDL	LOQ	Dilution	Reference Method	Date/Time Prepared	Date/Time Analyzed	Analyst
630-20-6	**1,1,1,2-Tetrachloroethane**	**3.45**		ug/L	0.216	0.500	1	EPA 8260D	03/05/2025 19:24	03/06/2025 01:36	PMB
								Certifications:	CTDOH-PH-0723,NELAC-NY10854,NELAC-NY12058,NJDEP-C		
71-55-6	**1,1,1-Trichloroethane**	**1970**		ug/L	6.65	12.5	25	EPA 8260D	03/05/2025 19:24	03/06/2025 21:19	PD
								Certifications:	CTDOH-PH-0723,NELAC-NY10854,NELAC-NY12058,NJDEP-C		
79-34-5	1,1,2,2-Tetrachloroethane	ND		ug/L	0.256	0.500	1	EPA 8260D	03/05/2025 19:24	03/06/2025 01:36	PMB
								Certifications:	CTDOH-PH-0723,NELAC-NY10854,NELAC-NY12058,NJDEP-CT		
76-13-1	1,1,2-Trichloro-1,2,2-trifluoroethane (Freon 113)	ND		ug/L	0.286	0.500	1	EPA 8260D	03/05/2025 19:24	03/06/2025 01:36	PMB
								Certifications:	CTDOH-PH-0723,NELAC-NY10854,NELAC-NY12058,NJDEP-CT		
79-00-5	1,1,2-Trichloroethane	ND		ug/L	0.249	0.500	1	EPA 8260D	03/05/2025 19:24	03/06/2025 01:36	PMB
								Certifications:	CTDOH-PH-0723,NELAC-NY10854,NELAC-NY12058,NJDEP-CT		
75-34-3	**1,1-Dichloroethane**	**390**		ug/L	2.72	5.00	10	EPA 8260D	03/05/2025 19:24	03/06/2025 20:51	PD
								Certifications:	CTDOH-PH-0723,NELAC-NY10854,NELAC-NY12058,NJDEP-C		
75-35-4	**1,1-Dichloroethylene**	**68.8**		ug/L	0.327	0.500	1	EPA 8260D	03/05/2025 19:24	03/06/2025 01:36	PMB
								Certifications:	CTDOH-PH-0723,NELAC-NY10854,NELAC-NY12058,NJDEP-C		
563-58-6	1,1-Dichloropropylene	ND		ug/L	0.314	0.500	1	EPA 8260D	03/05/2025 19:24	03/06/2025 01:36	PMB
								Certifications:	NELAC-NY10854,NELAC-NY12058,NJDEP-CT005		
87-61-6	1,2,3-Trichlorobenzene	ND		ug/L	0.222	0.500	1	EPA 8260D	03/05/2025 19:24	03/06/2025 01:36	PMB
								Certifications:	NELAC-NY10854,NELAC-NY12058,NJDEP-CT005,PADEP-68-04		
96-18-4	1,2,3-Trichloropropane	ND		ug/L	0.273	0.500	1	EPA 8260D	03/05/2025 19:24	03/06/2025 01:36	PMB
								Certifications:	NELAC-NY10854,NELAC-NY12058,NJDEP-CT005,PADEP-68-04		
95-93-2	* 1,2,4,5-Tetramethylbenzene	ND		ug/L	0.255	0.500	1	EPA 8260D	03/05/2025 19:24	03/06/2025 01:36	PMB
								Certifications:			
120-82-1	1,2,4-Trichlorobenzene	ND		ug/L	0.138	0.500	1	EPA 8260D	03/05/2025 19:24	03/06/2025 01:36	PMB
								Certifications:	NELAC-NY10854,NELAC-NY12058,NJDEP-CT005,PADEP-68-04		
95-63-6	**1,2,4-Trimethylbenzene**	**0.540**		ug/L	0.310	0.500	1	EPA 8260D	03/05/2025 19:24	03/06/2025 01:36	PMB
								Certifications:	CTDOH-PH-0723,NELAC-NY10854,NELAC-NY12058,NJDEP-C		
96-12-8	1,2-Dibromo-3-chloropropane	ND		ug/L	0.432	0.500	1	EPA 8260D	03/05/2025 19:24	03/06/2025 01:36	PMB
								Certifications:	CTDOH-PH-0723,NELAC-NY10854,NELAC-NY12058,NJDEP-CT		
106-93-4	1,2-Dibromoethane	ND		ug/L	0.215	0.500	1	EPA 8260D	03/05/2025 19:24	03/06/2025 01:36	PMB
								Certifications:	CTDOH-PH-0723,NELAC-NY10854,NELAC-NY12058,NJDEP-CT		
95-50-1	1,2-Dichlorobenzene	ND		ug/L	0.270	0.500	1	EPA 8260D	03/05/2025 19:24	03/06/2025 01:36	PMB
								Certifications:	CTDOH-PH-0723,NELAC-NY10854,NELAC-NY12058,NJDEP-CT		
107-06-2	**1,2-Dichloroethane**	**2.67**		ug/L	0.377	0.500	1	EPA 8260D	03/05/2025 19:24	03/06/2025 01:36	PMB
								Certifications:	CTDOH-PH-0723,NELAC-NY10854,NELAC-NY12058,NJDEP-C		
78-87-5	1,2-Dichloropropane	ND		ug/L	0.327	0.500	1	EPA 8260D	03/05/2025 19:24	03/06/2025 01:36	PMB
								Certifications:	CTDOH-PH-0723,NELAC-NY10854,NELAC-NY12058,NJDEP-CT		
108-67-8	**1,3,5-Trimethylbenzene**	**0.510**		ug/L	0.347	0.500	1	EPA 8260D	03/05/2025 19:24	03/06/2025 01:36	PMB
								Certifications:	CTDOH-PH-0723,NELAC-NY10854,NELAC-NY12058,NJDEP-C		
541-73-1	1,3-Dichlorobenzene	ND	QL-02	ug/L	0.283	0.500	1	EPA 8260D	03/05/2025 19:24	03/06/2025 01:36	PMB
								Certifications:	CTDOH-PH-0723,NELAC-NY10854,NELAC-NY12058,NJDEP-CT		
142-28-9	1,3-Dichloropropane	ND		ug/L	0.260	0.500	1	EPA 8260D	03/05/2025 19:24	03/06/2025 01:36	PMB
								Certifications:	NELAC-NY10854,NELAC-NY12058,NJDEP-CT005,PADEP-68-04		
106-46-7	1,4-Dichlorobenzene	ND		ug/L	0.311	0.500	1	EPA 8260D	03/05/2025 19:24	03/06/2025 01:36	PMB
								Certifications:	CTDOH-PH-0723,NELAC-NY10854,NELAC-NY12058,NJDEP-CT		
123-91-1	**1,4-Dioxane**	**161**		ug/L	35.3	80.0	1	EPA 8260D	03/05/2025 19:24	03/06/2025 01:36	PMB
								Certifications:	NELAC-NY10854,NELAC-NY12058,NJDEP-CT005,PADEP-68-0		

Sample Information

Client Sample ID: MW-30 **York Sample ID:** 25C0242-03

York Project (SDG) No	Client Project ID	Matrix	Collection Date/Time	Date Received
25C0242	136 Fuller Road 2222575	Ground Water	March 4, 2025 11:29 am	03/05/2025

VOA, 8260 LOW MASTER **Log-in Notes:** **Sample Notes:**

Sample Prepared by Method: EPA 5030B

CAS No.	Parameter	Result	Flag	Units	Reported to LOD/MDL	LOQ	Dilution	Reference Method	Date/Time Prepared	Date/Time Analyzed	Analyst
594-20-7	2,2-Dichloropropane	ND		ug/L	0.466	0.500	1	EPA 8260D Certifications:	03/05/2025 19:24	03/06/2025 01:36	PMB NELAC-NY10854,NELAC-NY12058,NJDEP-CT005,PADEP-68-04
78-93-3	2-Butanone	ND		ug/L	0.421	0.500	1	EPA 8260D Certifications:	03/05/2025 19:24	03/06/2025 01:36	PMB CTDOH-PH-0723,NELAC-NY10854,NELAC-NY12058,NJDEP-CT
95-49-8	2-Chlorotoluene	ND		ug/L	0.376	0.500	1	EPA 8260D Certifications:	03/05/2025 19:24	03/06/2025 01:36	PMB CTDOH-PH-0723,NELAC-NY10854,NELAC-NY12058,NJDEP-CT
591-78-6	2-Hexanone	ND		ug/L	0.320	0.500	1	EPA 8260D Certifications:	03/05/2025 19:24	03/06/2025 01:36	PMB CTDOH-PH-0723,NELAC-NY10854,NELAC-NY12058,NJDEP-CT
106-43-4	4-Chlorotoluene	ND		ug/L	0.311	0.500	1	EPA 8260D Certifications:	03/05/2025 19:24	03/06/2025 01:36	PMB CTDOH-PH-0723,NELAC-NY10854,NELAC-NY12058,NJDEP-CT
108-10-1	4-Methyl-2-pentanone	ND		ug/L	0.365	0.500	1	EPA 8260D Certifications:	03/05/2025 19:24	03/06/2025 01:36	PMB CTDOH-PH-0723,NELAC-NY10854,NELAC-NY12058,NJDEP-CT
67-64-1	**Acetone**	**12.6**	ICVE	ug/L	1.34	2.00	1	EPA 8260D Certifications:	03/05/2025 19:24	03/06/2025 01:36	PMB CTDOH-PH-0723,NELAC-NY10854,NELAC-NY12058,NJDEP-C
107-02-8	Acrolein	ND	CCVE, ICVE	ug/L	0.447	0.500	1	EPA 8260D Certifications:	03/05/2025 19:24	03/06/2025 01:36	PMB CTDOH-PH-0723,NELAC-NY10854,NELAC-NY12058,NJDEP-CT
107-13-1	Acrylonitrile	ND		ug/L	0.422	0.500	1	EPA 8260D Certifications:	03/05/2025 19:24	03/06/2025 01:36	PMB CTDOH-PH-0723,NELAC-NY10854,NELAC-NY12058,NJDEP-CT
71-43-2	**Benzene**	**2.03**		ug/L	0.279	0.500	1	EPA 8260D Certifications:	03/05/2025 19:24	03/06/2025 01:36	PMB CTDOH-PH-0723,NELAC-NY10854,NELAC-NY12058,NJDEP-C
108-86-1	Bromobenzene	ND		ug/L	0.367	0.500	1	EPA 8260D Certifications:	03/05/2025 19:24	03/06/2025 01:36	PMB NELAC-NY10854,NELAC-NY12058,NJDEP-CT005,PADEP-68-04
74-97-5	Bromochloromethane	ND		ug/L	0.354	0.500	1	EPA 8260D Certifications:	03/05/2025 19:24	03/06/2025 01:36	PMB NELAC-NY10854,NELAC-NY12058,NJDEP-CT005,PADEP-68-04
75-27-4	Bromodichloromethane	ND		ug/L	0.245	0.500	1	EPA 8260D Certifications:	03/05/2025 19:24	03/06/2025 01:36	PMB CTDOH-PH-0723,NELAC-NY10854,NELAC-NY12058,NJDEP-CT
75-25-2	Bromoform	ND		ug/L	0.163	0.500	1	EPA 8260D Certifications:	03/05/2025 19:24	03/06/2025 01:36	PMB CTDOH-PH-0723,NELAC-NY10854,NELAC-NY12058,NJDEP-CT
74-83-9	Bromomethane	ND	CCVE	ug/L	0.119	0.500	1	EPA 8260D Certifications:	03/05/2025 19:24	03/06/2025 01:36	PMB CTDOH-PH-0723,NELAC-NY10854,NELAC-NY12058,NJDEP-CT
75-15-0	**Carbon disulfide**	**0.650**		ug/L	0.362	0.500	1	EPA 8260D Certifications:	03/05/2025 19:24	03/06/2025 01:36	PMB CTDOH-PH-0723,NELAC-NY10854,NELAC-NY12058,NJDEP-C
56-23-5	Carbon tetrachloride	ND		ug/L	0.204	0.500	1	EPA 8260D Certifications:	03/05/2025 19:24	03/06/2025 01:36	PMB CTDOH-PH-0723,NELAC-NY10854,NELAC-NY12058,NJDEP-CT
108-90-7	**Chlorobenzene**	**1.13**		ug/L	0.284	0.500	1	EPA 8260D Certifications:	03/05/2025 19:24	03/06/2025 01:36	PMB CTDOH-PH-0723,NELAC-NY10854,NELAC-NY12058,NJDEP-C
75-00-3	**Chloroethane**	**25.8**		ug/L	0.448	0.500	1	EPA 8260D Certifications:	03/05/2025 19:24	03/06/2025 01:36	PMB CTDOH-PH-0723,NELAC-NY10854,NELAC-NY12058,NJDEP-C
67-66-3	**Chloroform**	**0.310**		ug/L	0.243	0.500	1	EPA 8260D Certifications:	03/05/2025 19:24	03/06/2025 01:36	PMB CTDOH-PH-0723,NELAC-NY10854,NELAC-NY12058,NJDEP-C
74-87-3	Chloromethane	ND	CCVE	ug/L	0.372	0.500	1	EPA 8260D Certifications:	03/05/2025 19:24	03/06/2025 01:36	PMB CTDOH-PH-0723,NELAC-NY10854,NELAC-NY12058,NJDEP-CT
156-59-2	**cis-1,2-Dichloroethylene**	**1680**		ug/L	7.35	12.5	25	EPA 8260D Certifications:	03/05/2025 19:24	03/06/2025 21:19	PD CTDOH-PH-0723,NELAC-NY10854,NELAC-NY12058,NJDEP-C
10061-01-5	cis-1,3-Dichloropropylene	ND		ug/L	0.262	0.500	1	EPA 8260D Certifications:	03/05/2025 19:24	03/06/2025 01:36	PMB CTDOH-PH-0723,NELAC-NY10854,NELAC-NY12058,NJDEP-CT

Sample Information

Client Sample ID: MW-30 **York Sample ID:** 25C0242-03

York Project (SDG) No	Client Project ID	Matrix	Collection Date/Time	Date Received
25C0242	136 Fuller Road 2222575	Ground Water	March 4, 2025 11:29 am	03/05/2025

VOA, 8260 LOW MASTER **Log-in Notes:** **Sample Notes:**

Sample Prepared by Method: EPA 5030B

CAS No.	Parameter	Result	Flag	Units	Reported to LOD/MDL	LOQ	Dilution	Reference Method	Date/Time Prepared	Date/Time Analyzed	Analyst
110-82-7	Cyclohexane	ND		ug/L	0.491	0.500	1	EPA 8260D Certifications:	03/05/2025 19:24	03/06/2025 01:36	PMB NELAC-NY10854,NELAC-NY12058,NJDEP-CT005,PADEP-68-04
124-48-1	Dibromochloromethane	ND		ug/L	0.146	0.500	1	EPA 8260D Certifications:	03/05/2025 19:24	03/06/2025 01:36	PMB CTDOH-PH-0723,NELAC-NY10854,NELAC-NY12058,NJDEP-CT
74-95-3	Dibromomethane	ND		ug/L	0.203	0.500	1	EPA 8260D Certifications:	03/05/2025 19:24	03/06/2025 01:36	PMB NELAC-NY10854,NELAC-NY12058,NJDEP-CT005,PADEP-68-04
75-71-8	**Dichlorodifluoromethane**	**350**	ICVE, QL-02	ug/L	4.51	5.00	10	EPA 8260D Certifications:	03/05/2025 19:24	03/06/2025 20:51	PD NELAC-NY10854,NELAC-NY12058,NJDEP-CT005,PADEP-68-0
108-20-3	Diisopropyl ether (DIPE)	ND		ug/L	0.466	0.800	1	EPA 8260D Certifications:	03/05/2025 19:24	03/06/2025 01:36	PMB NELAC-NY10854,NELAC-NY12058,NJDEP-CT005,PADEP-68-04
100-41-4	**Ethyl Benzene**	**25.3**		ug/L	0.290	0.500	1	EPA 8260D Certifications:	03/05/2025 19:24	03/06/2025 01:36	PMB CTDOH-PH-0723,NELAC-NY10854,NELAC-NY12058,NJDEP-C
637-92-3	Ethyl tert-butyl ether (ETBE)	ND		ug/L	0.479	0.800	1	EPA 8260D Certifications:	03/05/2025 19:24	03/06/2025 01:36	PMB NELAC-NY10854,NELAC-NY12058,NJDEP-CT005
87-68-3	Hexachlorobutadiene	ND		ug/L	0.241	0.500	1	EPA 8260D Certifications:	03/05/2025 19:24	03/06/2025 01:36	PMB NELAC-NY10854,NELAC-NY12058,NJDEP-CT005,PADEP-68-04
74-88-4	* Iodomethane	ND		ug/L	0.477	0.500	1	EPA 8260D Certifications:	03/05/2025 19:24	03/06/2025 01:36	PMB
98-82-8	**Isopropylbenzene**	**1.58**		ug/L	0.405	0.500	1	EPA 8260D Certifications:	03/05/2025 19:24	03/06/2025 01:36	PMB CTDOH-PH-0723,NELAC-NY10854,NELAC-NY12058,NJDEP-C
79-20-9	Methyl acetate	ND		ug/L	0.442	0.500	1	EPA 8260D Certifications:	03/05/2025 19:24	03/06/2025 01:36	PMB NELAC-NY10854,NELAC-NY12058,NJDEP-CT005,PADEP-68-04
80-62-6	Methyl Methacrylate	ND		ug/L	0.415	0.500	1	EPA 8260D Certifications:	03/05/2025 19:24	03/06/2025 01:36	PMB NELAC-NY10854,NELAC-NY12058,NJDEP-CT005
1634-04-4	Methyl tert-butyl ether (MTBE)	ND		ug/L	0.244	0.500	1	EPA 8260D Certifications:	03/05/2025 19:24	03/06/2025 01:36	PMB CTDOH-PH-0723,NELAC-NY10854,NELAC-NY12058,NJDEP-CT
108-87-2	**Methylcyclohexane**	**4.17**		ug/L	0.477	0.500	1	EPA 8260D Certifications:	03/05/2025 19:24	03/06/2025 01:36	PMB NELAC-NY10854,NELAC-NY12058,NJDEP-CT005,PADEP-68-0
75-09-2	**Methylene chloride**	**0.580**		ug/L	0.397	2.00	1	EPA 8260D Certifications:	03/05/2025 19:24	03/06/2025 01:36	PMB CTDOH-PH-0723,NELAC-NY10854,NELAC-NY12058,NJDEP-C
91-20-3	Naphthalene	ND		ug/L	0.212	2.00	1	EPA 8260D Certifications:	03/05/2025 19:24	03/06/2025 01:36	PMB NELAC-NY10854,NELAC-NY12058,NJDEP-CT005,PADEP-68-04
104-51-8	n-Butylbenzene	ND		ug/L	0.399	0.500	1	EPA 8260D Certifications:	03/05/2025 19:24	03/06/2025 01:36	PMB CTDOH-PH-0723,NELAC-NY10854,NELAC-NY12058,NJDEP-CT
103-65-1	n-Propylbenzene	ND		ug/L	0.384	0.500	1	EPA 8260D Certifications:	03/05/2025 19:24	03/06/2025 01:36	PMB CTDOH-PH-0723,NELAC-NY10854,NELAC-NY12058,NJDEP-CT
95-47-6	**o-Xylene**	**110**		ug/L	2.61	5.00	10	EPA 8260D Certifications:	03/05/2025 19:24	03/06/2025 20:51	PD CTDOH-PH-0723,NELAC-NY10854,NELAC-NY12058,PADEP-68
179601-23-1	**p- & m- Xylenes**	**100**		ug/L	5.78	10.0	10	EPA 8260D Certifications:	03/05/2025 19:24	03/06/2025 20:51	PD CTDOH-PH-0723,NELAC-NY10854,NELAC-NY12058,PADEP-68
105-05-5	* p-Diethylbenzene	ND		ug/L	0.341	0.500	1	EPA 8260D Certifications:	03/05/2025 19:24	03/06/2025 01:36	PMB
622-96-8	*** p-Ethyltoluene**	**0.880**		ug/L	0.200	0.500	1	EPA 8260D Certifications:	03/05/2025 19:24	03/06/2025 01:36	PMB
99-87-6	**p-Isopropyltoluene**	**0.490**		ug/L	0.377	0.500	1	EPA 8260D Certifications:	03/05/2025 19:24	03/06/2025 01:36	PMB CTDOH-PH-0723,NELAC-NY10854,NELAC-NY12058,NJDEP-C

Sample Information

Client Sample ID: MW-30 **York Sample ID:** 25C0242-03

York Project (SDG) No	Client Project ID	Matrix	Collection Date/Time	Date Received
25C0242	136 Fuller Road 2222575	Ground Water	March 4, 2025 11:29 am	03/05/2025

VOA, 8260 LOW MASTER

Log-in Notes: **Sample Notes:**

Sample Prepared by Method: EPA 5030B

CAS No.	Parameter	Result	Flag	Units	Reported to LOD/MDL	LOQ	Dilution	Reference Method	Date/Time Prepared	Date/Time Analyzed	Analyst
135-98-8	sec-Butylbenzene	ND		ug/L	0.444	0.500	1	EPA 8260D Certifications:	03/05/2025 19:24	03/06/2025 01:36 CTDOH-PH-0723,NELAC-NY10854,NELAC-NY12058,NJDEP-CT	PMB
100-42-5	**Styrene**	**2.61**		ug/L	0.255	0.500	1	EPA 8260D Certifications:	03/05/2025 19:24	03/06/2025 01:36 CTDOH-PH-0723,NELAC-NY10854,NELAC-NY12058,NJDEP-C	PMB
75-85-4	**tert-Amyl alcohol (TAA)**	**4.99**		ug/L	4.16	8.00	1	EPA 8260D Certifications:	03/05/2025 19:24	03/06/2025 01:36 NELAC-NY10854,NELAC-NY12058,NJDEP-CT005,PADEP-68-0	PMB
994-05-8	tert-Amyl methyl ether (TAME)	ND		ug/L	0.511	0.800	1	EPA 8260D Certifications:	03/05/2025 19:24	03/06/2025 01:36 NELAC-NY10854,NELAC-NY12058,NJDEP-CT005,PADEP-68-04	PMB
75-65-0	**tert-Butyl alcohol (TBA)**	**34.6**	CCVE	ug/L	0.608	1.00	1	EPA 8260D Certifications:	03/05/2025 19:24	03/06/2025 01:36 NELAC-NY10854,NELAC-NY12058,NJDEP-CT005,PADEP-68-0	PMB
98-06-6	tert-Butylbenzene	ND		ug/L	0.367	0.500	1	EPA 8260D Certifications:	03/05/2025 19:24	03/06/2025 01:36 CTDOH-PH-0723,NELAC-NY10854,NELAC-NY12058,NJDEP-CT	PMB
127-18-4	**Tetrachloroethylene**	**18900**	CCVE, ICVE, QL-02	ug/L	120	250	500	EPA 8260D Certifications:	03/05/2025 19:24	03/07/2025 13:53 CTDOH-PH-0723,NELAC-NY10854,NELAC-NY12058,NJDEP-C	PMB
109-99-9	* Tetrahydrofuran	ND		ug/L	0.485	0.500	1	EPA 8260D Certifications:	03/05/2025 19:24	03/06/2025 01:36	PMB
108-88-3	**Toluene**	**90.6**		ug/L	3.46	5.00	10	EPA 8260D Certifications:	03/05/2025 19:24	03/06/2025 20:51 CTDOH-PH-0723,NELAC-NY10854,NELAC-NY12058,NJDEP-C	PD
10061-02-6	trans-1,3-Dichloropropylene	ND		ug/L	0.229	0.500	1	EPA 8260D Certifications:	03/05/2025 19:24	03/06/2025 01:36 CTDOH-PH-0723,NELAC-NY10854,NELAC-NY12058,NJDEP-CT	PMB
110-57-6	trans-1,4-dichloro-2-butene	ND		ug/L	0.283	0.500	1	EPA 8260D Certifications:	03/05/2025 19:24	03/06/2025 01:36 CTDOH-PH-0723,NELAC-NY10854,NELAC-NY12058,NJDEP-CT	PMB
79-01-6	**Trichloroethylene**	**1830**		ug/L	6.22	12.5	25	EPA 8260D Certifications:	03/05/2025 19:24	03/06/2025 21:19 CTDOH-PH-0723,NELAC-NY10854,NELAC-NY12058,NJDEP-C	PD
75-69-4	**Trichlorofluoromethane**	**709**		ug/L	3.37	5.00	10	EPA 8260D Certifications:	03/05/2025 19:24	03/06/2025 20:51 CTDOH-PH-0723,NELAC-NY10854,NELAC-NY12058,NJDEP-C	PD
108-05-4	**Vinyl acetate**	**16.4**	CCVE, QL-02	ug/L	0.477	0.500	1	EPA 8260D Certifications:	03/05/2025 19:24	03/06/2025 01:36 NELAC-NY10854,NELAC-NY12058,NJDEP-CT005,PADEP-68-0	PMB
75-01-4	**Vinyl Chloride**	**66.7**		ug/L	0.469	0.500	1	EPA 8260D Certifications:	03/05/2025 19:24	03/06/2025 01:36 CTDOH-PH-0723,NELAC-NY10854,NELAC-NY12058,NJDEP-C	PMB
1330-20-7	**Xylenes, Total**	**211**		ug/L	8.39	15.0	10	EPA 8260D Certifications:	03/05/2025 19:24	03/06/2025 20:51 CTDOH-PH-0723,NELAC-NY10854,NELAC-NY12058,NJDEP-C	PD
107-05-1	* Allyl chloride	ND		ug/L	0.299	0.500	1	EPA 8260D Certifications:	03/05/2025 19:24	03/06/2025 01:36	PMB

	Surrogate Recoveries	Result	Acceptance Range
17060-07-0	*Surrogate: SURR: 1,2-Dichloroethane-d4*	*103 %*	*69-130*
2037-26-5	*Surrogate: SURR: Toluene-d8*	*102 %*	*81-117*
460-00-4	*Surrogate: SURR: p-Bromofluorobenzene*	*120 %*	*79-122*

Sample Information

Client Sample ID: MW-32 **York Sample ID:** 25C0242-04

York Project (SDG) No	Client Project ID	Matrix	Collection Date/Time	Date Received
25C0242	136 Fuller Road 2222575	Ground Water	March 4, 2025 10:40 am	03/05/2025

VOA, 8260 LOW MASTER **Log-in Notes:** **Sample Notes:**

Sample Prepared by Method: EPA 5030B

CAS No.	Parameter	Result	Flag	Units	Reported to LOD/MDL	LOQ	Dilution	Reference Method	Date/Time Prepared	Date/Time Analyzed	Analyst
630-20-6	**1,1,1,2-Tetrachloroethane**	**1.65**		ug/L	0.216	0.500	1	EPA 8260D	03/05/2025 19:24	03/06/2025 00:41	PMB
								Certifications:	CTDOH-PH-0723,NELAC-NY10854,NELAC-NY12058,NJDEP-C		
71-55-6	**1,1,1-Trichloroethane**	**395**		ug/L	6.65	12.5	25	EPA 8260D	03/05/2025 19:24	03/06/2025 21:47	PD
								Certifications:	CTDOH-PH-0723,NELAC-NY10854,NELAC-NY12058,NJDEP-C		
79-34-5	1,1,2,2-Tetrachloroethane	ND		ug/L	0.256	0.500	1	EPA 8260D	03/05/2025 19:24	03/06/2025 00:41	PMB
								Certifications:	CTDOH-PH-0723,NELAC-NY10854,NELAC-NY12058,NJDEP-CT		
76-13-1	1,1,2-Trichloro-1,2,2-trifluoroethane (Freon 113)	ND		ug/L	0.286	0.500	1	EPA 8260D	03/05/2025 19:24	03/06/2025 00:41	PMB
								Certifications:	CTDOH-PH-0723,NELAC-NY10854,NELAC-NY12058,NJDEP-CT		
79-00-5	1,1,2-Trichloroethane	ND		ug/L	0.249	0.500	1	EPA 8260D	03/05/2025 19:24	03/06/2025 00:41	PMB
								Certifications:	CTDOH-PH-0723,NELAC-NY10854,NELAC-NY12058,NJDEP-CT		
75-34-3	**1,1-Dichloroethane**	**18.2**		ug/L	0.272	0.500	1	EPA 8260D	03/05/2025 19:24	03/06/2025 00:41	PMB
								Certifications:	CTDOH-PH-0723,NELAC-NY10854,NELAC-NY12058,NJDEP-C		
75-35-4	**1,1-Dichloroethylene**	**20.1**		ug/L	0.327	0.500	1	EPA 8260D	03/05/2025 19:24	03/06/2025 00:41	PMB
								Certifications:	CTDOH-PH-0723,NELAC-NY10854,NELAC-NY12058,NJDEP-C		
563-58-6	1,1-Dichloropropylene	ND		ug/L	0.314	0.500	1	EPA 8260D	03/05/2025 19:24	03/06/2025 00:41	PMB
								Certifications:	NELAC-NY10854,NELAC-NY12058,NJDEP-CT005		
87-61-6	1,2,3-Trichlorobenzene	ND		ug/L	0.222	0.500	1	EPA 8260D	03/05/2025 19:24	03/06/2025 00:41	PMB
								Certifications:	NELAC-NY10854,NELAC-NY12058,NJDEP-CT005,PADEP-68-04		
96-18-4	1,2,3-Trichloropropane	ND		ug/L	0.273	0.500	1	EPA 8260D	03/05/2025 19:24	03/06/2025 00:41	PMB
								Certifications:	NELAC-NY10854,NELAC-NY12058,NJDEP-CT005,PADEP-68-04		
95-93-2	* 1,2,4,5-Tetramethylbenzene	ND		ug/L	0.255	0.500	1	EPA 8260D	03/05/2025 19:24	03/06/2025 00:41	PMB
								Certifications:			
120-82-1	1,2,4-Trichlorobenzene	ND		ug/L	0.138	0.500	1	EPA 8260D	03/05/2025 19:24	03/06/2025 00:41	PMB
								Certifications:	NELAC-NY10854,NELAC-NY12058,NJDEP-CT005,PADEP-68-04		
95-63-6	1,2,4-Trimethylbenzene	ND		ug/L	0.310	0.500	1	EPA 8260D	03/05/2025 19:24	03/06/2025 00:41	PMB
								Certifications:	CTDOH-PH-0723,NELAC-NY10854,NELAC-NY12058,NJDEP-CT		
96-12-8	1,2-Dibromo-3-chloropropane	ND		ug/L	0.432	0.500	1	EPA 8260D	03/05/2025 19:24	03/06/2025 00:41	PMB
								Certifications:	CTDOH-PH-0723,NELAC-NY10854,NELAC-NY12058,NJDEP-CT		
106-93-4	1,2-Dibromoethane	ND		ug/L	0.215	0.500	1	EPA 8260D	03/05/2025 19:24	03/06/2025 00:41	PMB
								Certifications:	CTDOH-PH-0723,NELAC-NY10854,NELAC-NY12058,NJDEP-CT		
95-50-1	1,2-Dichlorobenzene	ND		ug/L	0.270	0.500	1	EPA 8260D	03/05/2025 19:24	03/06/2025 00:41	PMB
								Certifications:	CTDOH-PH-0723,NELAC-NY10854,NELAC-NY12058,NJDEP-CT		
107-06-2	1,2-Dichloroethane	ND		ug/L	0.377	0.500	1	EPA 8260D	03/05/2025 19:24	03/06/2025 00:41	PMB
								Certifications:	CTDOH-PH-0723,NELAC-NY10854,NELAC-NY12058,NJDEP-CT		
78-87-5	1,2-Dichloropropane	ND		ug/L	0.327	0.500	1	EPA 8260D	03/05/2025 19:24	03/06/2025 00:41	PMB
								Certifications:	CTDOH-PH-0723,NELAC-NY10854,NELAC-NY12058,NJDEP-CT		
108-67-8	1,3,5-Trimethylbenzene	ND		ug/L	0.347	0.500	1	EPA 8260D	03/05/2025 19:24	03/06/2025 00:41	PMB
								Certifications:	CTDOH-PH-0723,NELAC-NY10854,NELAC-NY12058,NJDEP-CT		
541-73-1	1,3-Dichlorobenzene	ND	QL-02	ug/L	0.283	0.500	1	EPA 8260D	03/05/2025 19:24	03/06/2025 00:41	PMB
								Certifications:	CTDOH-PH-0723,NELAC-NY10854,NELAC-NY12058,NJDEP-CT		
142-28-9	1,3-Dichloropropane	ND		ug/L	0.260	0.500	1	EPA 8260D	03/05/2025 19:24	03/06/2025 00:41	PMB
								Certifications:	NELAC-NY10854,NELAC-NY12058,NJDEP-CT005,PADEP-68-04		
106-46-7	1,4-Dichlorobenzene	ND		ug/L	0.311	0.500	1	EPA 8260D	03/05/2025 19:24	03/06/2025 00:41	PMB
								Certifications:	CTDOH-PH-0723,NELAC-NY10854,NELAC-NY12058,NJDEP-CT		
123-91-1	1,4-Dioxane	ND		ug/L	35.3	80.0	1	EPA 8260D	03/05/2025 19:24	03/06/2025 00:41	PMB
								Certifications:	NELAC-NY10854,NELAC-NY12058,NJDEP-CT005,PADEP-68-04		

Sample Information

Client Sample ID: MW-32 **York Sample ID:** 25C0242-04

York Project (SDG) No	Client Project ID	Matrix	Collection Date/Time	Date Received
25C0242	136 Fuller Road 2222575	Ground Water	March 4, 2025 10:40 am	03/05/2025

VOA, 8260 LOW MASTER **Log-in Notes:** **Sample Notes:**

Sample Prepared by Method: EPA 5030B

CAS No.	Parameter	Result	Flag	Units	Reported to LOD/MDL	LOQ	Dilution	Reference Method	Date/Time Prepared	Date/Time Analyzed	Analyst
594-20-7	2,2-Dichloropropane	ND		ug/L	0.466	0.500	1	EPA 8260D	03/05/2025 19:24	03/06/2025 00:41	PMB
								Certifications:	NELAC-NY10854,NELAC-NY12058,NJDEP-CT005,PADEP-68-04		
78-93-3	2-Butanone	ND		ug/L	0.421	0.500	1	EPA 8260D	03/05/2025 19:24	03/06/2025 00:41	PMB
								Certifications:	CTDOH-PH-0723,NELAC-NY10854,NELAC-NY12058,NJDEP-CT		
95-49-8	2-Chlorotoluene	ND		ug/L	0.376	0.500	1	EPA 8260D	03/05/2025 19:24	03/06/2025 00:41	PMB
								Certifications:	CTDOH-PH-0723,NELAC-NY10854,NELAC-NY12058,NJDEP-CT		
591-78-6	2-Hexanone	ND		ug/L	0.320	0.500	1	EPA 8260D	03/05/2025 19:24	03/06/2025 00:41	PMB
								Certifications:	CTDOH-PH-0723,NELAC-NY10854,NELAC-NY12058,NJDEP-CT		
106-43-4	4-Chlorotoluene	ND		ug/L	0.311	0.500	1	EPA 8260D	03/05/2025 19:24	03/06/2025 00:41	PMB
								Certifications:	CTDOH-PH-0723,NELAC-NY10854,NELAC-NY12058,NJDEP-CT		
108-10-1	4-Methyl-2-pentanone	ND		ug/L	0.365	0.500	1	EPA 8260D	03/05/2025 19:24	03/06/2025 00:41	PMB
								Certifications:	CTDOH-PH-0723,NELAC-NY10854,NELAC-NY12058,NJDEP-CT		
67-64-1	Acetone	ND		ug/L	1.34	2.00	1	EPA 8260D	03/05/2025 19:24	03/06/2025 00:41	PMB
								Certifications:	CTDOH-PH-0723,NELAC-NY10854,NELAC-NY12058,NJDEP-CT		
107-02-8	Acrolein	ND	CCVE, ICVE	ug/L	0.447	0.500	1	EPA 8260D	03/05/2025 19:24	03/06/2025 00:41	PMB
								Certifications:	CTDOH-PH-0723,NELAC-NY10854,NELAC-NY12058,NJDEP-CT		
107-13-1	Acrylonitrile	ND		ug/L	0.422	0.500	1	EPA 8260D	03/05/2025 19:24	03/06/2025 00:41	PMB
								Certifications:	CTDOH-PH-0723,NELAC-NY10854,NELAC-NY12058,NJDEP-CT		
71-43-2	Benzene	ND		ug/L	0.279	0.500	1	EPA 8260D	03/05/2025 19:24	03/06/2025 00:41	PMB
								Certifications:	CTDOH-PH-0723,NELAC-NY10854,NELAC-NY12058,NJDEP-CT		
108-86-1	Bromobenzene	ND		ug/L	0.367	0.500	1	EPA 8260D	03/05/2025 19:24	03/06/2025 00:41	PMB
								Certifications:	NELAC-NY10854,NELAC-NY12058,NJDEP-CT005,PADEP-68-04		
74-97-5	Bromochloromethane	ND		ug/L	0.354	0.500	1	EPA 8260D	03/05/2025 19:24	03/06/2025 00:41	PMB
								Certifications:	NELAC-NY10854,NELAC-NY12058,NJDEP-CT005,PADEP-68-04		
75-27-4	Bromodichloromethane	ND		ug/L	0.245	0.500	1	EPA 8260D	03/05/2025 19:24	03/06/2025 00:41	PMB
								Certifications:	CTDOH-PH-0723,NELAC-NY10854,NELAC-NY12058,NJDEP-CT		
75-25-2	Bromoform	ND		ug/L	0.163	0.500	1	EPA 8260D	03/05/2025 19:24	03/06/2025 00:41	PMB
								Certifications:	CTDOH-PH-0723,NELAC-NY10854,NELAC-NY12058,NJDEP-CT		
74-83-9	Bromomethane	ND	CCVE	ug/L	0.119	0.500	1	EPA 8260D	03/05/2025 19:24	03/06/2025 00:41	PMB
								Certifications:	CTDOH-PH-0723,NELAC-NY10854,NELAC-NY12058,NJDEP-CT		
75-15-0	Carbon disulfide	ND		ug/L	0.362	0.500	1	EPA 8260D	03/05/2025 19:24	03/06/2025 00:41	PMB
								Certifications:	CTDOH-PH-0723,NELAC-NY10854,NELAC-NY12058,NJDEP-CT		
56-23-5	Carbon tetrachloride	ND		ug/L	0.204	0.500	1	EPA 8260D	03/05/2025 19:24	03/06/2025 00:41	PMB
								Certifications:	CTDOH-PH-0723,NELAC-NY10854,NELAC-NY12058,NJDEP-CT		
108-90-7	Chlorobenzene	ND		ug/L	0.284	0.500	1	EPA 8260D	03/05/2025 19:24	03/06/2025 00:41	PMB
								Certifications:	CTDOH-PH-0723,NELAC-NY10854,NELAC-NY12058,NJDEP-CT		
75-00-3	Chloroethane	ND		ug/L	0.448	0.500	1	EPA 8260D	03/05/2025 19:24	03/06/2025 00:41	PMB
								Certifications:	CTDOH-PH-0723,NELAC-NY10854,NELAC-NY12058,NJDEP-CT		
67-66-3	Chloroform	ND		ug/L	0.243	0.500	1	EPA 8260D	03/05/2025 19:24	03/06/2025 00:41	PMB
								Certifications:	CTDOH-PH-0723,NELAC-NY10854,NELAC-NY12058,NJDEP-CT		
74-87-3	Chloromethane	ND	CCVE	ug/L	0.372	0.500	1	EPA 8260D	03/05/2025 19:24	03/06/2025 00:41	PMB
								Certifications:	CTDOH-PH-0723,NELAC-NY10854,NELAC-NY12058,NJDEP-CT		
156-59-2	**cis-1,2-Dichloroethylene**	**11.9**		ug/L	0.294	0.500	1	EPA 8260D	03/05/2025 19:24	03/06/2025 00:41	PMB
								Certifications:	CTDOH-PH-0723,NELAC-NY10854,NELAC-NY12058,NJDEP-C		
10061-01-5	cis-1,3-Dichloropropylene	ND		ug/L	0.262	0.500	1	EPA 8260D	03/05/2025 19:24	03/06/2025 00:41	PMB
								Certifications:	CTDOH-PH-0723,NELAC-NY10854,NELAC-NY12058,NJDEP-CT		

Sample Information

Client Sample ID: MW-32 **York Sample ID:** 25C0242-04

York Project (SDG) No	Client Project ID	Matrix	Collection Date/Time	Date Received
25C0242	136 Fuller Road 2222575	Ground Water	March 4, 2025 10:40 am	03/05/2025

VOA, 8260 LOW MASTER **Log-in Notes:** **Sample Notes:**

Sample Prepared by Method: EPA 5030B

CAS No.	Parameter	Result	Flag	Units	Reported to LOD/MDL	LOQ	Dilution	Reference Method	Date/Time Prepared	Date/Time Analyzed	Analyst
110-82-7	Cyclohexane	ND		ug/L	0.491	0.500	1	EPA 8260D Certifications:	03/05/2025 19:24	03/06/2025 00:41	PMB NELAC-NY10854,NELAC-NY12058,NJDEP-CT005,PADEP-68-04
124-48-1	Dibromochloromethane	ND		ug/L	0.146	0.500	1	EPA 8260D Certifications:	03/05/2025 19:24	03/06/2025 00:41	PMB CTDOH-PH-0723,NELAC-NY10854,NELAC-NY12058,NJDEP-CT
74-95-3	Dibromomethane	ND		ug/L	0.203	0.500	1	EPA 8260D Certifications:	03/05/2025 19:24	03/06/2025 00:41	PMB NELAC-NY10854,NELAC-NY12058,NJDEP-CT005,PADEP-68-04
75-71-8	Dichlorodifluoromethane	ND	CCVE	ug/L	0.451	0.500	1	EPA 8260D Certifications:	03/05/2025 19:24	03/06/2025 00:41	PMB NELAC-NY10854,NELAC-NY12058,NJDEP-CT005,PADEP-68-04
108-20-3	Diisopropyl ether (DIPE)	ND		ug/L	0.466	0.800	1	EPA 8260D Certifications:	03/05/2025 19:24	03/06/2025 00:41	PMB NELAC-NY10854,NELAC-NY12058,NJDEP-CT005,PADEP-68-04
100-41-4	Ethyl Benzene	ND		ug/L	0.290	0.500	1	EPA 8260D Certifications:	03/05/2025 19:24	03/06/2025 00:41	PMB CTDOH-PH-0723,NELAC-NY10854,NELAC-NY12058,NJDEP-CT
637-92-3	Ethyl tert-butyl ether (ETBE)	ND		ug/L	0.479	0.800	1	EPA 8260D Certifications:	03/05/2025 19:24	03/06/2025 00:41	PMB NELAC-NY10854,NELAC-NY12058,NJDEP-CT005
87-68-3	Hexachlorobutadiene	ND		ug/L	0.241	0.500	1	EPA 8260D Certifications:	03/05/2025 19:24	03/06/2025 00:41	PMB NELAC-NY10854,NELAC-NY12058,NJDEP-CT005,PADEP-68-04
74-88-4	* Iodomethane	ND		ug/L	0.477	0.500	1	EPA 8260D Certifications:	03/05/2025 19:24	03/06/2025 00:41	PMB
98-82-8	Isopropylbenzene	ND		ug/L	0.405	0.500	1	EPA 8260D Certifications:	03/05/2025 19:24	03/06/2025 00:41	PMB CTDOH-PH-0723,NELAC-NY10854,NELAC-NY12058,NJDEP-CT
79-20-9	Methyl acetate	ND		ug/L	0.442	0.500	1	EPA 8260D Certifications:	03/05/2025 19:24	03/06/2025 00:41	PMB NELAC-NY10854,NELAC-NY12058,NJDEP-CT005,PADEP-68-04
80-62-6	Methyl Methacrylate	ND		ug/L	0.415	0.500	1	EPA 8260D Certifications:	03/05/2025 19:24	03/06/2025 00:41	PMB NELAC-NY10854,NELAC-NY12058,NJDEP-CT005
1634-04-4	**Methyl tert-butyl ether (MTBE)**	**0.720**		ug/L	0.244	0.500	1	EPA 8260D Certifications:	03/05/2025 19:24	03/06/2025 00:41	PMB CTDOH-PH-0723,NELAC-NY10854,NELAC-NY12058,NJDEP-C
108-87-2	**Methylcyclohexane**	**0.580**		ug/L	0.477	0.500	1	EPA 8260D Certifications:	03/05/2025 19:24	03/06/2025 00:41	PMB NELAC-NY10854,NELAC-NY12058,NJDEP-CT005,PADEP-68-0
75-09-2	Methylene chloride	ND		ug/L	0.397	2.00	1	EPA 8260D Certifications:	03/05/2025 19:24	03/06/2025 00:41	PMB CTDOH-PH-0723,NELAC-NY10854,NELAC-NY12058,NJDEP-CT
91-20-3	Naphthalene	ND		ug/L	0.212	2.00	1	EPA 8260D Certifications:	03/05/2025 19:24	03/06/2025 00:41	PMB NELAC-NY10854,NELAC-NY12058,NJDEP-CT005,PADEP-68-04
104-51-8	n-Butylbenzene	ND		ug/L	0.399	0.500	1	EPA 8260D Certifications:	03/05/2025 19:24	03/06/2025 00:41	PMB CTDOH-PH-0723,NELAC-NY10854,NELAC-NY12058,NJDEP-CT
103-65-1	n-Propylbenzene	ND		ug/L	0.384	0.500	1	EPA 8260D Certifications:	03/05/2025 19:24	03/06/2025 00:41	PMB CTDOH-PH-0723,NELAC-NY10854,NELAC-NY12058,NJDEP-CT
95-47-6	o-Xylene	ND		ug/L	0.261	0.500	1	EPA 8260D Certifications:	03/05/2025 19:24	03/06/2025 00:41	PMB CTDOH-PH-0723,NELAC-NY10854,NELAC-NY12058,PADEP-68
179601-23-1	p- & m- Xylenes	ND		ug/L	0.578	1.00	1	EPA 8260D Certifications:	03/05/2025 19:24	03/06/2025 00:41	PMB CTDOH-PH-0723,NELAC-NY10854,NELAC-NY12058,PADEP-68
105-05-5	* p-Diethylbenzene	ND		ug/L	0.341	0.500	1	EPA 8260D Certifications:	03/05/2025 19:24	03/06/2025 00:41	PMB
622-96-8	* p-Ethyltoluene	ND		ug/L	0.200	0.500	1	EPA 8260D Certifications:	03/05/2025 19:24	03/06/2025 00:41	PMB
99-87-6	p-Isopropyltoluene	ND		ug/L	0.377	0.500	1	EPA 8260D Certifications:	03/05/2025 19:24	03/06/2025 00:41	PMB CTDOH-PH-0723,NELAC-NY10854,NELAC-NY12058,NJDEP-CT

Sample Information

Client Sample ID: MW-32 **York Sample ID:** 25C0242-04

York Project (SDG) No	Client Project ID	Matrix	Collection Date/Time	Date Received
25C0242	136 Fuller Road 2222575	Ground Water	March 4, 2025 10:40 am	03/05/2025

VOA, 8260 LOW MASTER

Log-in Notes:

Sample Notes:

Sample Prepared by Method: EPA 5030B

CAS No.	Parameter	Result	Flag	Units	Reported to LOD/MDL	LOQ	Dilution	Reference Method	Date/Time Prepared	Date/Time Analyzed	Analyst
135-98-8	sec-Butylbenzene	ND		ug/L	0.444	0.500	1	EPA 8260D Certifications:	03/05/2025 19:24	03/06/2025 00:41	PMB CTDOH-PH-0723,NELAC-NY10854,NELAC-NY12058,NJDEP-CT
100-42-5	Styrene	ND		ug/L	0.255	0.500	1	EPA 8260D Certifications:	03/05/2025 19:24	03/06/2025 00:41	PMB CTDOH-PH-0723,NELAC-NY10854,NELAC-NY12058,NJDEP-CT
75-85-4	tert-Amyl alcohol (TAA)	ND		ug/L	4.16	8.00	1	EPA 8260D Certifications:	03/05/2025 19:24	03/06/2025 00:41	PMB NELAC-NY10854,NELAC-NY12058,NJDEP-CT005,PADEP-68-04
994-05-8	tert-Amyl methyl ether (TAME)	ND		ug/L	0.511	0.800	1	EPA 8260D Certifications:	03/05/2025 19:24	03/06/2025 00:41	PMB NELAC-NY10854,NELAC-NY12058,NJDEP-CT005,PADEP-68-04
75-65-0	tert-Butyl alcohol (TBA)	ND		ug/L	0.608	1.00	1	EPA 8260D Certifications:	03/05/2025 19:24	03/06/2025 00:41	PMB NELAC-NY10854,NELAC-NY12058,NJDEP-CT005,PADEP-68-04
98-06-6	tert-Butylbenzene	ND		ug/L	0.367	0.500	1	EPA 8260D Certifications:	03/05/2025 19:24	03/06/2025 00:41	PMB CTDOH-PH-0723,NELAC-NY10854,NELAC-NY12058,NJDEP-CT
127-18-4	**Tetrachloroethylene**	**2860**	CCVE, ICVE, QL-02	ug/L	23.9	50.0	100	EPA 8260D Certifications:	03/05/2025 19:24	03/07/2025 14:21	PMB CTDOH-PH-0723,NELAC-NY10854,NELAC-NY12058,NJDEP-C
109-99-9	* Tetrahydrofuran	ND		ug/L	0.485	0.500	1	EPA 8260D Certifications:	03/05/2025 19:24	03/06/2025 00:41	PMB
108-88-3	Toluene	ND		ug/L	0.346	0.500	1	EPA 8260D Certifications:	03/05/2025 19:24	03/06/2025 00:41	PMB CTDOH-PH-0723,NELAC-NY10854,NELAC-NY12058,NJDEP-CT
156-60-5	trans-1,2-Dichloroethylene	ND		ug/L	0.279	0.500	1	EPA 8260D Certifications:	03/05/2025 19:24	03/06/2025 00:41	PMB CTDOH-PH-0723,NELAC-NY10854,NELAC-NY12058,NJDEP-CT
10061-02-6	trans-1,3-Dichloropropylene	ND		ug/L	0.229	0.500	1	EPA 8260D Certifications:	03/05/2025 19:24	03/06/2025 00:41	PMB CTDOH-PH-0723,NELAC-NY10854,NELAC-NY12058,NJDEP-CT
110-57-6	trans-1,4-dichloro-2-butene	ND		ug/L	0.283	0.500	1	EPA 8260D Certifications:	03/05/2025 19:24	03/06/2025 00:41	PMB CTDOH-PH-0723,NELAC-NY10854,NELAC-NY12058,NJDEP-CT
79-01-6	**Trichloroethylene**	**45.3**		ug/L	0.249	0.500	1	EPA 8260D Certifications:	03/05/2025 19:24	03/06/2025 00:41	PMB CTDOH-PH-0723,NELAC-NY10854,NELAC-NY12058,NJDEP-C
75-69-4	**Trichlorofluoromethane**	**0.790**		ug/L	0.337	0.500	1	EPA 8260D Certifications:	03/05/2025 19:24	03/06/2025 00:41	PMB CTDOH-PH-0723,NELAC-NY10854,NELAC-NY12058,NJDEP-C
108-05-4	Vinyl acetate	ND		ug/L	0.477	0.500	1	EPA 8260D Certifications:	03/05/2025 19:24	03/06/2025 00:41	PMB NELAC-NY10854,NELAC-NY12058,NJDEP-CT005,PADEP-68-04
75-01-4	Vinyl Chloride	ND		ug/L	0.469	0.500	1	EPA 8260D Certifications:	03/05/2025 19:24	03/06/2025 00:41	PMB CTDOH-PH-0723,NELAC-NY10854,NELAC-NY12058,NJDEP-CT
1330-20-7	Xylenes, Total	ND		ug/L	0.839	1.50	1	EPA 8260D Certifications:	03/05/2025 19:24	03/06/2025 00:41	PMB CTDOH-PH-0723,NELAC-NY10854,NELAC-NY12058,NJDEP-CT
107-05-1	* Allyl chloride	ND		ug/L	0.299	0.500	1	EPA 8260D Certifications:	03/05/2025 19:24	03/06/2025 00:41	PMB

	Surrogate Recoveries	Result	Acceptance Range
17060-07-0	*Surrogate: SURR: 1,2-Dichloroethane-d4*	*99.6 %*	*69-130*
2037-26-5	*Surrogate: SURR: Toluene-d8*	*93.7 %*	*81-117*
460-00-4	*Surrogate: SURR: p-Bromofluorobenzene*	*100 %*	*79-122*

Sample Information

Client Sample ID: MW-33 **York Sample ID:** 25C0242-05

York Project (SDG) No.	Client Project ID	Matrix	Collection Date/Time	Date Received
25C0242	136 Fuller Road 2222575	Ground Water	March 4, 2025 9:37 am	03/05/2025

VOA, 8260 LOW MASTER **Log-in Notes:** **Sample Notes:**

Sample Prepared by Method: EPA 5030B

CAS No.	Parameter	Result	Flag	Units	Reported to LOD/MDL	LOQ	Dilution	Reference Method	Date/Time Prepared	Date/Time Analyzed	Analyst
630-20-6	1,1,1,2-Tetrachloroethane	ND		ug/L	0.216	0.500	1	EPA 8260D	03/05/2025 19:24	03/06/2025 01:08	PMB
								Certifications:	CTDOH-PH-0723,NELAC-NY10854,NELAC-NY12058,NJDEP-CT		
71-55-6	**1,1,1-Trichloroethane**	**0.420**		ug/L	0.266	0.500	1	EPA 8260D	03/05/2025 19:24	03/06/2025 01:08	PMB
								Certifications:	CTDOH-PH-0723,NELAC-NY10854,NELAC-NY12058,NJDEP-CT		
79-34-5	1,1,2,2-Tetrachloroethane	ND		ug/L	0.256	0.500	1	EPA 8260D	03/05/2025 19:24	03/06/2025 01:08	PMB
								Certifications:	CTDOH-PH-0723,NELAC-NY10854,NELAC-NY12058,NJDEP-CT		
76-13-1	1,1,2-Trichloro-1,2,2-trifluoroethane (Freon 113)	ND		ug/L	0.286	0.500	1	EPA 8260D	03/05/2025 19:24	03/06/2025 01:08	PMB
								Certifications:	CTDOH-PH-0723,NELAC-NY10854,NELAC-NY12058,NJDEP-CT		
79-00-5	1,1,2-Trichloroethane	ND		ug/L	0.249	0.500	1	EPA 8260D	03/05/2025 19:24	03/06/2025 01:08	PMB
								Certifications:	CTDOH-PH-0723,NELAC-NY10854,NELAC-NY12058,NJDEP-CT		
75-34-3	**1,1-Dichloroethane**	**12.2**		ug/L	0.272	0.500	1	EPA 8260D	03/05/2025 19:24	03/06/2025 01:08	PMB
								Certifications:	CTDOH-PH-0723,NELAC-NY10854,NELAC-NY12058,NJDEP-CT		
75-35-4	**1,1-Dichloroethylene**	**2.89**		ug/L	0.327	0.500	1	EPA 8260D	03/05/2025 19:24	03/06/2025 01:08	PMB
								Certifications:	CTDOH-PH-0723,NELAC-NY10854,NELAC-NY12058,NJDEP-CT		
563-58-6	1,1-Dichloropropylene	ND		ug/L	0.314	0.500	1	EPA 8260D	03/05/2025 19:24	03/06/2025 01:08	PMB
								Certifications:	NELAC-NY10854,NELAC-NY12058,NJDEP-CT005		
87-61-6	1,2,3-Trichlorobenzene	ND		ug/L	0.222	0.500	1	EPA 8260D	03/05/2025 19:24	03/06/2025 01:08	PMB
								Certifications:	NELAC-NY10854,NELAC-NY12058,NJDEP-CT005,PADEP-68-04		
96-18-4	1,2,3-Trichloropropane	ND		ug/L	0.273	0.500	1	EPA 8260D	03/05/2025 19:24	03/06/2025 01:08	PMB
								Certifications:	NELAC-NY10854,NELAC-NY12058,NJDEP-CT005,PADEP-68-04		
95-93-2	* 1,2,4,5-Tetramethylbenzene	ND		ug/L	0.255	0.500	1	EPA 8260D	03/05/2025 19:24	03/06/2025 01:08	PMB
								Certifications:			
120-82-1	1,2,4-Trichlorobenzene	ND		ug/L	0.138	0.500	1	EPA 8260D	03/05/2025 19:24	03/06/2025 01:08	PMB
								Certifications:	NELAC-NY10854,NELAC-NY12058,NJDEP-CT005,PADEP-68-04		
95-63-6	1,2,4-Trimethylbenzene	ND		ug/L	0.310	0.500	1	EPA 8260D	03/05/2025 19:24	03/06/2025 01:08	PMB
								Certifications:	CTDOH-PH-0723,NELAC-NY10854,NELAC-NY12058,NJDEP-CT		
96-12-8	1,2-Dibromo-3-chloropropane	ND		ug/L	0.432	0.500	1	EPA 8260D	03/05/2025 19:24	03/06/2025 01:08	PMB
								Certifications:	CTDOH-PH-0723,NELAC-NY10854,NELAC-NY12058,NJDEP-CT		
106-93-4	1,2-Dibromoethane	ND		ug/L	0.215	0.500	1	EPA 8260D	03/05/2025 19:24	03/06/2025 01:08	PMB
								Certifications:	CTDOH-PH-0723,NELAC-NY10854,NELAC-NY12058,NJDEP-CT		
95-50-1	1,2-Dichlorobenzene	ND		ug/L	0.270	0.500	1	EPA 8260D	03/05/2025 19:24	03/06/2025 01:08	PMB
								Certifications:	CTDOH-PH-0723,NELAC-NY10854,NELAC-NY12058,NJDEP-CT		
107-06-2	1,2-Dichloroethane	ND		ug/L	0.377	0.500	1	EPA 8260D	03/05/2025 19:24	03/06/2025 01:08	PMB
								Certifications:	CTDOH-PH-0723,NELAC-NY10854,NELAC-NY12058,NJDEP-CT		
78-87-5	1,2-Dichloropropane	ND		ug/L	0.327	0.500	1	EPA 8260D	03/05/2025 19:24	03/06/2025 01:08	PMB
								Certifications:	CTDOH-PH-0723,NELAC-NY10854,NELAC-NY12058,NJDEP-CT		
108-67-8	1,3,5-Trimethylbenzene	ND		ug/L	0.347	0.500	1	EPA 8260D	03/05/2025 19:24	03/06/2025 01:08	PMB
								Certifications:	CTDOH-PH-0723,NELAC-NY10854,NELAC-NY12058,NJDEP-CT		
541-73-1	1,3-Dichlorobenzene	ND	QL-02	ug/L	0.283	0.500	1	EPA 8260D	03/05/2025 19:24	03/06/2025 01:08	PMB
								Certifications:	CTDOH-PH-0723,NELAC-NY10854,NELAC-NY12058,NJDEP-CT		
142-28-9	1,3-Dichloropropane	ND		ug/L	0.260	0.500	1	EPA 8260D	03/05/2025 19:24	03/06/2025 01:08	PMB
								Certifications:	NELAC-NY10854,NELAC-NY12058,NJDEP-CT005,PADEP-68-04		
106-46-7	1,4-Dichlorobenzene	ND		ug/L	0.311	0.500	1	EPA 8260D	03/05/2025 19:24	03/06/2025 01:08	PMB
								Certifications:	CTDOH-PH-0723,NELAC-NY10854,NELAC-NY12058,NJDEP-CT		
123-91-1	1,4-Dioxane	ND		ug/L	35.3	80.0	1	EPA 8260D	03/05/2025 19:24	03/06/2025 01:08	PMB
								Certifications:	NELAC-NY10854,NELAC-NY12058,NJDEP-CT005,PADEP-68-04		

Sample Information

Client Sample ID: MW-33 **York Sample ID:** 25C0242-05

York Project (SDG) No	Client Project ID	Matrix	Collection Date/Time	Date Received
25C0242	136 Fuller Road 2222575	Ground Water	March 4, 2025 9:37 am	03/05/2025

VOA, 8260 LOW MASTER **Log-in Notes:** **Sample Notes:**

Sample Prepared by Method: EPA 5030B

CAS No.	Parameter	Result	Flag	Units	Reported to LOD/MDL	LOQ	Dilution	Reference Method	Date/Time Prepared	Date/Time Analyzed	Analyst
594-20-7	2,2-Dichloropropane	ND		ug/L	0.466	0.500	1	EPA 8260D Certifications:	03/05/2025 19:24	03/06/2025 01:08	PMB NELAC-NY10854,NELAC-NY12058,NJDEP-CT005,PADEP-68-04
78-93-3	2-Butanone	ND		ug/L	0.421	0.500	1	EPA 8260D Certifications:	03/05/2025 19:24	03/06/2025 01:08	PMB CTDOH-PH-0723,NELAC-NY10854,NELAC-NY12058,NJDEP-CT
95-49-8	2-Chlorotoluene	ND		ug/L	0.376	0.500	1	EPA 8260D Certifications:	03/05/2025 19:24	03/06/2025 01:08	PMB CTDOH-PH-0723,NELAC-NY10854,NELAC-NY12058,NJDEP-CT
591-78-6	2-Hexanone	ND		ug/L	0.320	0.500	1	EPA 8260D Certifications:	03/05/2025 19:24	03/06/2025 01:08	PMB CTDOH-PH-0723,NELAC-NY10854,NELAC-NY12058,NJDEP-CT
106-43-4	4-Chlorotoluene	ND		ug/L	0.311	0.500	1	EPA 8260D Certifications:	03/05/2025 19:24	03/06/2025 01:08	PMB CTDOH-PH-0723,NELAC-NY10854,NELAC-NY12058,NJDEP-CT
108-10-1	4-Methyl-2-pentanone	ND		ug/L	0.365	0.500	1	EPA 8260D Certifications:	03/05/2025 19:24	03/06/2025 01:08	PMB CTDOH-PH-0723,NELAC-NY10854,NELAC-NY12058,NJDEP-CT
67-64-1	Acetone	ND		ug/L	1.34	2.00	1	EPA 8260D Certifications:	03/05/2025 19:24	03/06/2025 01:08	PMB CTDOH-PH-0723,NELAC-NY10854,NELAC-NY12058,NJDEP-CT
107-02-8	Acrolein	ND	CCVE, ICVE	ug/L	0.447	0.500	1	EPA 8260D Certifications:	03/05/2025 19:24	03/06/2025 01:08	PMB CTDOH-PH-0723,NELAC-NY10854,NELAC-NY12058,NJDEP-CT
107-13-1	Acrylonitrile	ND		ug/L	0.422	0.500	1	EPA 8260D Certifications:	03/05/2025 19:24	03/06/2025 01:08	PMB CTDOH-PH-0723,NELAC-NY10854,NELAC-NY12058,NJDEP-CT
71-43-2	Benzene	ND		ug/L	0.279	0.500	1	EPA 8260D Certifications:	03/05/2025 19:24	03/06/2025 01:08	PMB CTDOH-PH-0723,NELAC-NY10854,NELAC-NY12058,NJDEP-CT
108-86-1	Bromobenzene	ND		ug/L	0.367	0.500	1	EPA 8260D Certifications:	03/05/2025 19:24	03/06/2025 01:08	PMB NELAC-NY10854,NELAC-NY12058,NJDEP-CT005,PADEP-68-04
74-97-5	Bromochloromethane	ND		ug/L	0.354	0.500	1	EPA 8260D Certifications:	03/05/2025 19:24	03/06/2025 01:08	PMB NELAC-NY10854,NELAC-NY12058,NJDEP-CT005,PADEP-68-04
75-27-4	Bromodichloromethane	ND		ug/L	0.245	0.500	1	EPA 8260D Certifications:	03/05/2025 19:24	03/06/2025 01:08	PMB CTDOH-PH-0723,NELAC-NY10854,NELAC-NY12058,NJDEP-CT
75-25-2	Bromoform	ND		ug/L	0.163	0.500	1	EPA 8260D Certifications:	03/05/2025 19:24	03/06/2025 01:08	PMB CTDOH-PH-0723,NELAC-NY10854,NELAC-NY12058,NJDEP-CT
74-83-9	Bromomethane	ND	CCVE	ug/L	0.119	0.500	1	EPA 8260D Certifications:	03/05/2025 19:24	03/06/2025 01:08	PMB CTDOH-PH-0723,NELAC-NY10854,NELAC-NY12058,NJDEP-CT
75-15-0	Carbon disulfide	ND		ug/L	0.362	0.500	1	EPA 8260D Certifications:	03/05/2025 19:24	03/06/2025 01:08	PMB CTDOH-PH-0723,NELAC-NY10854,NELAC-NY12058,NJDEP-CT
56-23-5	Carbon tetrachloride	ND		ug/L	0.204	0.500	1	EPA 8260D Certifications:	03/05/2025 19:24	03/06/2025 01:08	PMB CTDOH-PH-0723,NELAC-NY10854,NELAC-NY12058,NJDEP-CT
108-90-7	Chlorobenzene	ND		ug/L	0.284	0.500	1	EPA 8260D Certifications:	03/05/2025 19:24	03/06/2025 01:08	PMB CTDOH-PH-0723,NELAC-NY10854,NELAC-NY12058,NJDEP-CT
75-00-3	Chloroethane	ND		ug/L	0.448	0.500	1	EPA 8260D Certifications:	03/05/2025 19:24	03/06/2025 01:08	PMB CTDOH-PH-0723,NELAC-NY10854,NELAC-NY12058,NJDEP-CT
67-66-3	Chloroform	ND		ug/L	0.243	0.500	1	EPA 8260D Certifications:	03/05/2025 19:24	03/06/2025 01:08	PMB CTDOH-PH-0723,NELAC-NY10854,NELAC-NY12058,NJDEP-CT
74-87-3	Chloromethane	ND	CCVE	ug/L	0.372	0.500	1	EPA 8260D Certifications:	03/05/2025 19:24	03/06/2025 01:08	PMB CTDOH-PH-0723,NELAC-NY10854,NELAC-NY12058,NJDEP-CT
156-59-2	**cis-1,2-Dichloroethylene**	**11.8**		ug/L	0.294	0.500	1	EPA 8260D Certifications:	03/05/2025 19:24	03/06/2025 01:08	PMB CTDOH-PH-0723,NELAC-NY10854,NELAC-NY12058,NJDEP-C
10061-01-5	cis-1,3-Dichloropropylene	ND		ug/L	0.262	0.500	1	EPA 8260D Certifications:	03/05/2025 19:24	03/06/2025 01:08	PMB CTDOH-PH-0723,NELAC-NY10854,NELAC-NY12058,NJDEP-CT

Sample Information

Client Sample ID: MW-33 **York Sample ID:** 25C0242-05

York Project (SDG) No	Client Project ID	Matrix	Collection Date/Time	Date Received
25C0242	136 Fuller Road 2222575	Ground Water	March 4, 2025 9:37 am	03/05/2025

VOA, 8260 LOW MASTER **Log-in Notes:** **Sample Notes:**

Sample Prepared by Method: EPA 5030B

CAS No.	Parameter	Result	Flag	Units	Reported to LOD/MDL	LOQ	Dilution	Reference Method	Date/Time Prepared	Date/Time Analyzed	Analyst
110-82-7	Cyclohexane	ND		ug/L	0.491	0.500	1	EPA 8260D Certifications:	03/05/2025 19:24	03/06/2025 01:08	PMB NELAC-NY10854,NELAC-NY12058,NJDEP-CT005,PADEP-68-04
124-48-1	Dibromochloromethane	ND		ug/L	0.146	0.500	1	EPA 8260D Certifications:	03/05/2025 19:24	03/06/2025 01:08	PMB CTDOH-PH-0723,NELAC-NY10854,NELAC-NY12058,NJDEP-CT
74-95-3	Dibromomethane	ND		ug/L	0.203	0.500	1	EPA 8260D Certifications:	03/05/2025 19:24	03/06/2025 01:08	PMB NELAC-NY10854,NELAC-NY12058,NJDEP-CT005,PADEP-68-04
75-71-8	**Dichlorodifluoromethane**	**5.74**	CCVE, ICVE	ug/L	0.451	0.500	1	EPA 8260D Certifications:	03/05/2025 19:24	03/06/2025 01:08	PMB NELAC-NY10854,NELAC-NY12058,NJDEP-CT005,PADEP-68-0
108-20-3	Diisopropyl ether (DIPE)	ND		ug/L	0.466	0.800	1	EPA 8260D Certifications:	03/05/2025 19:24	03/06/2025 01:08	PMB NELAC-NY10854,NELAC-NY12058,NJDEP-CT005,PADEP-68-04
100-41-4	**Ethyl Benzene**	**0.310**		ug/L	0.290	0.500	1	EPA 8260D Certifications:	03/05/2025 19:24	03/06/2025 01:08	PMB CTDOH-PH-0723,NELAC-NY10854,NELAC-NY12058,NJDEP-C
637-92-3	Ethyl tert-butyl ether (ETBE)	ND		ug/L	0.479	0.800	1	EPA 8260D Certifications:	03/05/2025 19:24	03/06/2025 01:08	PMB NELAC-NY10854,NELAC-NY12058,NJDEP-CT005
87-68-3	Hexachlorobutadiene	ND		ug/L	0.241	0.500	1	EPA 8260D Certifications:	03/05/2025 19:24	03/06/2025 01:08	PMB NELAC-NY10854,NELAC-NY12058,NJDEP-CT005,PADEP-68-04
74-88-4	* Iodomethane	ND		ug/L	0.477	0.500	1	EPA 8260D Certifications:	03/05/2025 19:24	03/06/2025 01:08	PMB
98-82-8	Isopropylbenzene	ND		ug/L	0.405	0.500	1	EPA 8260D Certifications:	03/05/2025 19:24	03/06/2025 01:08	PMB CTDOH-PH-0723,NELAC-NY10854,NELAC-NY12058,NJDEP-CT
79-20-9	Methyl acetate	ND		ug/L	0.442	0.500	1	EPA 8260D Certifications:	03/05/2025 19:24	03/06/2025 01:08	PMB NELAC-NY10854,NELAC-NY12058,NJDEP-CT005,PADEP-68-04
80-62-6	Methyl Methacrylate	ND		ug/L	0.415	0.500	1	EPA 8260D Certifications:	03/05/2025 19:24	03/06/2025 01:08	PMB NELAC-NY10854,NELAC-NY12058,NJDEP-CT005
1634-04-4	Methyl tert-butyl ether (MTBE)	ND		ug/L	0.244	0.500	1	EPA 8260D Certifications:	03/05/2025 19:24	03/06/2025 01:08	PMB CTDOH-PH-0723,NELAC-NY10854,NELAC-NY12058,NJDEP-CT
108-87-2	**Methylcyclohexane**	**0.510**		ug/L	0.477	0.500	1	EPA 8260D Certifications:	03/05/2025 19:24	03/06/2025 01:08	PMB NELAC-NY10854,NELAC-NY12058,NJDEP-CT005,PADEP-68-0
75-09-2	Methylene chloride	ND		ug/L	0.397	2.00	1	EPA 8260D Certifications:	03/05/2025 19:24	03/06/2025 01:08	PMB CTDOH-PH-0723,NELAC-NY10854,NELAC-NY12058,NJDEP-CT
91-20-3	Naphthalene	ND		ug/L	0.212	2.00	1	EPA 8260D Certifications:	03/05/2025 19:24	03/06/2025 01:08	PMB NELAC-NY10854,NELAC-NY12058,NJDEP-CT005,PADEP-68-04
104-51-8	n-Butylbenzene	ND		ug/L	0.399	0.500	1	EPA 8260D Certifications:	03/05/2025 19:24	03/06/2025 01:08	PMB CTDOH-PH-0723,NELAC-NY10854,NELAC-NY12058,NJDEP-CT
103-65-1	n-Propylbenzene	ND		ug/L	0.384	0.500	1	EPA 8260D Certifications:	03/05/2025 19:24	03/06/2025 01:08	PMB CTDOH-PH-0723,NELAC-NY10854,NELAC-NY12058,NJDEP-CT
95-47-6	o-Xylene	ND		ug/L	0.261	0.500	1	EPA 8260D Certifications:	03/05/2025 19:24	03/06/2025 01:08	PMB CTDOH-PH-0723,NELAC-NY10854,NELAC-NY12058,PADEP-68-
179601-23-1	p- & m- Xylenes	ND		ug/L	0.578	1.00	1	EPA 8260D Certifications:	03/05/2025 19:24	03/06/2025 01:08	PMB CTDOH-PH-0723,NELAC-NY10854,NELAC-NY12058,PADEP-68-
105-05-5	* p-Diethylbenzene	ND		ug/L	0.341	0.500	1	EPA 8260D Certifications:	03/05/2025 19:24	03/06/2025 01:08	PMB
622-96-8	* p-Ethyltoluene	ND		ug/L	0.200	0.500	1	EPA 8260D Certifications:	03/05/2025 19:24	03/06/2025 01:08	PMB
99-87-6	p-Isopropyltoluene	ND		ug/L	0.377	0.500	1	EPA 8260D Certifications:	03/05/2025 19:24	03/06/2025 01:08	PMB CTDOH-PH-0723,NELAC-NY10854,NELAC-NY12058,NJDEP-CT

Sample Information

Client Sample ID: MW-33 **York Sample ID:** 25C0242-05

York Project (SDG) No	Client Project ID	Matrix	Collection Date/Time	Date Received
25C0242	136 Fuller Road 2222575	Ground Water	March 4, 2025 9:37 am	03/05/2025

VOA, 8260 LOW MASTER **Log-in Notes:** **Sample Notes:**

Sample Prepared by Method: EPA 5030B

CAS No.	Parameter	Result	Flag	Units	Reported to LOD/MDL	LOQ	Dilution	Reference Method	Date/Time Prepared	Date/Time Analyzed	Analyst
135-98-8	sec-Butylbenzene	ND		ug/L	0.444	0.500	1	EPA 8260D Certifications:	03/05/2025 19:24	03/06/2025 01:08	PMB CTDOH-PH-0723,NELAC-NY10854,NELAC-NY12058,NJDEP-CT
100-42-5	Styrene	ND		ug/L	0.255	0.500	1	EPA 8260D Certifications:	03/05/2025 19:24	03/06/2025 01:08	PMB CTDOH-PH-0723,NELAC-NY10854,NELAC-NY12058,NJDEP-CT
75-85-4	tert-Amyl alcohol (TAA)	ND		ug/L	4.16	8.00	1	EPA 8260D Certifications:	03/05/2025 19:24	03/06/2025 01:08	PMB NELAC-NY10854,NELAC-NY12058,NJDEP-CT005,PADEP-68-04
994-05-8	tert-Amyl methyl ether (TAME)	ND		ug/L	0.511	0.800	1	EPA 8260D Certifications:	03/05/2025 19:24	03/06/2025 01:08	PMB NELAC-NY10854,NELAC-NY12058,NJDEP-CT005,PADEP-68-04
75-65-0	tert-Butyl alcohol (TBA)	ND		ug/L	0.608	1.00	1	EPA 8260D Certifications:	03/05/2025 19:24	03/06/2025 01:08	PMB NELAC-NY10854,NELAC-NY12058,NJDEP-CT005,PADEP-68-04
98-06-6	tert-Butylbenzene	ND		ug/L	0.367	0.500	1	EPA 8260D Certifications:	03/05/2025 19:24	03/06/2025 01:08	PMB CTDOH-PH-0723,NELAC-NY10854,NELAC-NY12058,NJDEP-CT
127-18-4	**Tetrachloroethylene**	**12.7**	CCVE, ICVE, QL-02	ug/L	0.239	0.500	1	EPA 8260D Certifications:	03/05/2025 19:24	03/06/2025 01:08	PMB CTDOH-PH-0723,NELAC-NY10854,NELAC-NY12058,NJDEP-C
109-99-9	* Tetrahydrofuran	ND		ug/L	0.485	0.500	1	EPA 8260D Certifications:	03/05/2025 19:24	03/06/2025 01:08	PMB
108-88-3	Toluene	ND		ug/L	0.346	0.500	1	EPA 8260D Certifications:	03/05/2025 19:24	03/06/2025 01:08	PMB CTDOH-PH-0723,NELAC-NY10854,NELAC-NY12058,NJDEP-CT
156-60-5	trans-1,2-Dichloroethylene	ND		ug/L	0.279	0.500	1	EPA 8260D Certifications:	03/05/2025 19:24	03/06/2025 01:08	PMB CTDOH-PH-0723,NELAC-NY10854,NELAC-NY12058,NJDEP-CT
10061-02-6	trans-1,3-Dichloropropylene	ND		ug/L	0.229	0.500	1	EPA 8260D Certifications:	03/05/2025 19:24	03/06/2025 01:08	PMB CTDOH-PH-0723,NELAC-NY10854,NELAC-NY12058,NJDEP-CT
110-57-6	trans-1,4-dichloro-2-butene	ND		ug/L	0.283	0.500	1	EPA 8260D Certifications:	03/05/2025 19:24	03/06/2025 01:08	PMB CTDOH-PH-0723,NELAC-NY10854,NELAC-NY12058,NJDEP-CT
79-01-6	**Trichloroethylene**	**2.99**		ug/L	0.249	0.500	1	EPA 8260D Certifications:	03/05/2025 19:24	03/06/2025 01:08	PMB CTDOH-PH-0723,NELAC-NY10854,NELAC-NY12058,NJDEP-C
75-69-4	**Trichlorofluoromethane**	**11.4**		ug/L	0.337	0.500	1	EPA 8260D Certifications:	03/05/2025 19:24	03/06/2025 01:08	PMB CTDOH-PH-0723,NELAC-NY10854,NELAC-NY12058,NJDEP-C
108-05-4	Vinyl acetate	ND		ug/L	0.477	0.500	1	EPA 8260D Certifications:	03/05/2025 19:24	03/06/2025 01:08	PMB NELAC-NY10854,NELAC-NY12058,NJDEP-CT005,PADEP-68-04
75-01-4	Vinyl Chloride	ND		ug/L	0.469	0.500	1	EPA 8260D Certifications:	03/05/2025 19:24	03/06/2025 01:08	PMB CTDOH-PH-0723,NELAC-NY10854,NELAC-NY12058,NJDEP-CT
1330-20-7	Xylenes, Total	ND		ug/L	0.839	1.50	1	EPA 8260D Certifications:	03/05/2025 19:24	03/06/2025 01:08	PMB CTDOH-PH-0723,NELAC-NY10854,NELAC-NY12058,NJDEP-CT
107-05-1	* Allyl chloride	ND		ug/L	0.299	0.500	1	EPA 8260D Certifications:	03/05/2025 19:24	03/06/2025 01:08	PMB

	Surrogate Recoveries	Result	Acceptance Range
17060-07-0	*Surrogate: SURR: 1,2-Dichloroethane-d4*	*99.7 %*	*69-130*
2037-26-5	*Surrogate: SURR: Toluene-d8*	*95.6 %*	*81-117*
460-00-4	*Surrogate: SURR: p-Bromofluorobenzene*	*98.4 %*	*79-122*

Analytical Batch Summary

Batch ID: BC50352 **Preparation Method:** EPA 5030B **Prepared By:** PMB

YORK Sample ID	Client Sample ID	Preparation Date
25C0242-01	MW-10	03/05/25
25C0242-02	MW-25	03/05/25
25C0242-03	MW-30	03/05/25
25C0242-04	MW-32	03/05/25
25C0242-05	MW-33	03/05/25
BC50352-BLK1	Blank	03/05/25
BC50352-BS1	LCS	03/05/25

Batch ID: BC50466 **Preparation Method:** EPA 5030B **Prepared By:** PMB

YORK Sample ID	Client Sample ID	Preparation Date
25C0242-01RE1	MW-10	03/05/25
25C0242-03RE1	MW-30	03/05/25
25C0242-03RE2	MW-30	03/05/25
25C0242-04RE1	MW-32	03/05/25
BC50466-BLK1	Blank	03/06/25
BC50466-BS1	LCS	03/06/25

Batch ID: BC50518 **Preparation Method:** EPA 5030B **Prepared By:** PMB

YORK Sample ID	Client Sample ID	Preparation Date
25C0242-03RE3	MW-30	03/05/25
25C0242-04RE2	MW-32	03/05/25
BC50518-BLK1	Blank	03/07/25
BC50518-BS1	LCS	03/07/25

Volatile Organic Compounds by GC/MS - Quality Control Data

York Analytical Laboratories, Inc. - Stratford

Analyte	Result	Reporting Limit	Units	Spike Level	Source* Result	%REC	%REC Limits	Flag	RPD	RPD Limit	Flag
Batch BC50352 - EPA 5030B											
Blank (BC50352-BLK1)											Prepared & Analyzed: 03/05/2025
1,1,1-Trichloroethane	ND	0.500	ug/L								
1,1,2,2-Tetrachloroethane	ND	0.500	"								
1,1,2-Trichloro-1,2,2-trifluoroethane (Freon 113)	ND	0.500	"								
1,1,2-Trichloroethane	ND	0.500	"								
1,1-Dichloroethane	ND	0.500	"								
1,1-Dichloroethylene	ND	0.500	"								
1,2,3-Trichlorobenzene	ND	0.500	"								
1,2,4-Trichlorobenzene	ND	0.500	"								
1,2-Dibromo-3-chloropropane	ND	0.500	"								
1,2-Dibromoethane	ND	0.500	"								
1,2-Dichlorobenzene	ND	0.500	"								
1,2-Dichloroethane	ND	0.500	"								
1,2-Dichloropropane	ND	0.500	"								
1,3-Dichlorobenzene	ND	0.500	"								
1,4-Dichlorobenzene	ND	0.500	"								
2-Butanone	ND	0.500	"								
2-Hexanone	ND	0.500	"								
4-Methyl-2-pentanone	ND	0.500	"								
Acetone	ND	2.00	"								
Benzene	ND	0.500	"								
Bromochloromethane	ND	0.500	"								
Bromodichloromethane	ND	0.500	"								
Bromoform	ND	0.500	"								
Bromomethane	ND	0.500	"								
Carbon disulfide	ND	0.500	"								
Carbon tetrachloride	ND	0.500	"								
Chlorobenzene	ND	0.500	"								
Chloroethane	ND	0.500	"								
Chloroform	ND	0.500	"								
Chloromethane	ND	0.500	"								
cis-1,2-Dichloroethylene	ND	0.500	"								
cis-1,3-Dichloropropylene	ND	0.500	"								
Cyclohexane	ND	0.500	"								
Dibromochloromethane	ND	0.500	"								
Dichlorodifluoromethane	ND	0.500	"								
Ethyl Benzene	ND	0.500	"								
Isopropylbenzene	ND	0.500	"								
Methyl acetate	ND	0.500	"								
Methyl tert-butyl ether (MTBE)	ND	0.500	"								
Methylcyclohexane	ND	0.500	"								
Methylene chloride	ND	2.00	"								
o-Xylene	ND	0.500	"								
p- & m- Xylenes	ND	1.00	"								
p-Isopropyltoluene	ND	0.500	"								
Styrene	ND	0.500	"								
Tetrachloroethylene	ND	0.500	"								
Toluene	ND	0.500	"								
trans-1,2-Dichloroethylene	ND	0.500	"								
trans-1,3-Dichloropropylene	ND	0.500	"								

Volatile Organic Compounds by GC/MS - Quality Control Data

York Analytical Laboratories, Inc. - Stratford

Analyte	Result	Reporting Limit	Units	Spike Level	Source* Result	%REC	%REC Limits	Flag	RPD	RPD Limit	Flag
Batch BC50352 - EPA 5030B											
Blank (BC50352-BLK1)								Prepared & Analyzed: 03/05/2025			
Trichloroethylene	ND	0.500	ug/L								
Trichlorofluoromethane	ND	0.500	"								
Vinyl Chloride	ND	0.500	"								
Xylenes, Total	ND	1.50	"								
Surrogate: SURR: 1,2-Dichloroethane-d4	*9.85*		*"*	*10.0*		*98.5*	*70-130*				
Surrogate: SURR: Toluene-d8	*9.59*		*"*	*10.0*		*95.9*	*70-130*				
Surrogate: SURR: p-Bromofluorobenzene	*9.68*		*"*	*10.0*		*96.8*	*70-130*				
LCS (BC50352-BS1)								Prepared & Analyzed: 03/05/2025			
1,1,1-Trichloroethane	9.36		ug/L	10.0		93.6	70-130			20	
1,1,2,2-Tetrachloroethane	8.73		"	10.0		87.3	70-130			20	
1,1,2-Trichloro-1,2,2-trifluoroethane (Freon 113)	10.6		"	10.0		106	70-130			20	
1,1,2-Trichloroethane	8.56		"	10.0		85.6	70-130			20	
1,1-Dichloroethane	9.02		"	10.0		90.2	70-130			20	
1,1-Dichloroethylene	9.54		"	10.0		95.4	70-130			20	
1,2,3-Trichlorobenzene	8.72		"	10.0		87.2	70-130			20	
1,2,4-Trichlorobenzene	8.98		"	10.0		89.8	70-130			20	
1,2-Dibromo-3-chloropropane	7.66		"	10.0		76.6	40-160			20	
1,2-Dibromoethane	8.74		"	10.0		87.4	70-130			20	
1,2-Dichlorobenzene	8.44		"	10.0		84.4	70-130			20	
1,2-Dichloroethane	8.88		"	10.0		88.8	70-130			20	
1,2-Dichloropropane	8.80		"	10.0		88.0	70-130			20	
1,3-Dichlorobenzene	8.55		"	10.0		85.5	70-130			20	
1,4-Dichlorobenzene	8.53		"	10.0		85.3	70-130			20	
2-Butanone	8.25		"	10.0		82.5	40-160			20	
2-Hexanone	8.27		"	10.0		82.7	40-160			20	
4-Methyl-2-pentanone	8.86		"	10.0		88.6	40-160			20	
Acetone	6.41		"	10.0		64.1	40-160			20	
Benzene	9.60		"	10.0		96.0	70-130			20	
Bromochloromethane	9.07		"	10.0		90.7	70-130			20	
Bromodichloromethane	8.96		"	10.0		89.6	70-130			20	
Bromoform	9.43		"	10.0		94.3	70-130			20	
Bromomethane	9.46		"	10.0		94.6	40-160			20	
Carbon disulfide	10.2		"	10.0		102	40-160			20	
Carbon tetrachloride	9.72		"	10.0		97.2	70-130			20	
Chlorobenzene	8.89		"	10.0		88.9	70-130			20	
Chloroethane	9.50		"	10.0		95.0	40-160			20	
Chloroform	9.24		"	10.0		92.4	70-130			20	
Chloromethane	8.92		"	10.0		89.2	40-160			20	
cis-1,2-Dichloroethylene	9.26		"	10.0		92.6	70-130			20	
cis-1,3-Dichloropropylene	8.82		"	10.0		88.2	70-130			20	
Cyclohexane	9.95		"	10.0		99.5	70-130			20	
Dibromochloromethane	9.02		"	10.0		90.2	70-130			20	
Dichlorodifluoromethane	10.1		"	10.0		101	40-160			20	
Ethyl Benzene	9.10		"	10.0		91.0	70-130			20	
Isopropylbenzene	8.82		"	10.0		88.2	70-130			20	
Methyl acetate	11.8		"	10.0		118	70-130			20	
Methyl tert-butyl ether (MTBE)	8.73		"	10.0		87.3	70-130			20	
Methylcyclohexane	9.07		"	10.0		90.7	70-130			20	
Methylene chloride	8.75		"	10.0		87.5	70-130			20	

Volatile Organic Compounds by GC/MS - Quality Control Data

York Analytical Laboratories, Inc. - Stratford

Analyte	Result	Reporting Limit	Units	Spike Level	Source* Result	%REC	%REC Limits	Flag	RPD	RPD Limit	Flag
Batch BC50352 - EPA 5030B											
LCS (BC50352-BS1)								Prepared & Analyzed: 03/05/2025			
o-Xylene	8.90		ug/L	10.0		89.0	70-130			20	
p- & m- Xylenes	17.8		"	20.0		89.0	70-130			20	
p-Isopropyltoluene	9.07		"	10.0		90.7	81-136			30	
Styrene	9.33		"	10.0		93.3	70-130			20	
Tetrachloroethylene	5.80		"	10.0		58.0	70-130	Low Bias		20	
Toluene	8.81		"	10.0		88.1	70-130			20	
trans-1,2-Dichloroethylene	9.28		"	10.0		92.8	70-130			20	
trans-1,3-Dichloropropylene	8.97		"	10.0		89.7	70-130			20	
Trichloroethylene	8.67		"	10.0		86.7	70-130			20	
Trichlorofluoromethane	9.87		"	10.0		98.7	40-160			20	
Vinyl Chloride	9.61		"	10.0		96.1	70-130			20	
Surrogate: SURR: 1,2-Dichloroethane-d4	*9.36*		*"*	*10.0*		*93.6*	*70-130*				
Surrogate: SURR: Toluene-d8	*9.66*		*"*	*10.0*		*96.6*	*70-130*				
Surrogate: SURR: p-Bromofluorobenzene	*10.0*		*"*	*10.0*		*100*	*70-130*				
Batch BC50466 - EPA 5030B											
Blank (BC50466-BLK1)								Prepared & Analyzed: 03/06/2025			
1,1,1-Trichloroethane	ND	0.500	ug/L								
1,1,2,2-Tetrachloroethane	ND	0.500	"								
1,1,2-Trichloro-1,2,2-trifluoroethane (Freon 113)	ND	0.500	"								
1,1,2-Trichloroethane	ND	0.500	"								
1,1-Dichloroethane	ND	0.500	"								
1,1-Dichloroethylene	ND	0.500	"								
1,2,3-Trichlorobenzene	ND	0.500	"								
1,2,4-Trichlorobenzene	ND	0.500	"								
1,2-Dibromo-3-chloropropane	ND	0.500	"								
1,2-Dibromoethane	ND	0.500	"								
1,2-Dichlorobenzene	ND	0.500	"								
1,2-Dichloroethane	ND	0.500	"								
1,2-Dichloropropane	ND	0.500	"								
1,3-Dichlorobenzene	ND	0.500	"								
1,4-Dichlorobenzene	ND	0.500	"								
2-Butanone	ND	0.500	"								
2-Hexanone	ND	0.500	"								
4-Methyl-2-pentanone	ND	0.500	"								
Acetone	ND	2.00	"								
Benzene	ND	0.500	"								
Bromochloromethane	ND	0.500	"								
Bromodichloromethane	ND	0.500	"								
Bromoform	ND	0.500	"								
Bromomethane	ND	0.500	"								
Carbon disulfide	ND	0.500	"								
Carbon tetrachloride	ND	0.500	"								
Chlorobenzene	ND	0.500	"								
Chloroethane	ND	0.500	"								
Chloroform	ND	0.500	"								
Chloromethane	ND	0.500	"								
cis-1,2-Dichloroethylene	ND	0.500	"								
cis-1,3-Dichloropropylene	ND	0.500	"								
Cyclohexane	ND	0.500	"								

Volatile Organic Compounds by GC/MS - Quality Control Data

York Analytical Laboratories, Inc. - Stratford

Analyte	Result	Reporting Limit	Units	Spike Level	Source* Result	%REC	%REC Limits	Flag	RPD	RPD Limit	Flag
Batch BC50466 - EPA 5030B											
Blank (BC50466-BLK1)								Prepared & Analyzed: 03/06/2025			
Dibromochloromethane	ND	0.500	ug/L								
Dichlorodifluoromethane	ND	0.500	"								
Ethyl Benzene	ND	0.500	"								
Isopropylbenzene	ND	0.500	"								
Methyl acetate	ND	0.500	"								
Methyl tert-butyl ether (MTBE)	ND	0.500	"								
Methylcyclohexane	ND	0.500	"								
Methylene chloride	ND	2.00	"								
o-Xylene	ND	0.500	"								
p- & m- Xylenes	ND	1.00	"								
p-Isopropyltoluene	ND	0.500	"								
Styrene	ND	0.500	"								
Tetrachloroethylene	ND	0.500	"								
Toluene	ND	0.500	"								
trans-1,2-Dichloroethylene	ND	0.500	"								
trans-1,3-Dichloropropylene	ND	0.500	"								
Trichloroethylene	ND	0.500	"								
Trichlorofluoromethane	ND	0.500	"								
Vinyl Chloride	ND	0.500	"								
Xylenes, Total	ND	1.50	"								
Surrogate: SURR: 1,2-Dichloroethane-d4	*10.2*		*"*	*10.0*		*102*	*70-130*				
Surrogate: SURR: Toluene-d8	*9.85*		*"*	*10.0*		*98.5*	*70-130*				
Surrogate: SURR: p-Bromofluorobenzene	*10.0*		*"*	*10.0*		*100*	*70-130*				
LCS (BC50466-BS1)								Prepared & Analyzed: 03/06/2025			
1,1,1-Trichloroethane	8.99		ug/L	10.0		89.9	70-130			20	
1,1,2,2-Tetrachloroethane	10.0		"	10.0		100	70-130			20	
1,1,2-Trichloro-1,2,2-trifluoroethane (Freon 113)	10.5		"	10.0		105	70-130			20	
1,1,2-Trichloroethane	9.08		"	10.0		90.8	70-130			20	
1,1-Dichloroethane	8.86		"	10.0		88.6	70-130			20	
1,1-Dichloroethylene	9.85		"	10.0		98.5	70-130			20	
1,2,3-Trichlorobenzene	9.35		"	10.0		93.5	70-130			20	
1,2,4-Trichlorobenzene	9.48		"	10.0		94.8	70-130			20	
1,2-Dibromo-3-chloropropane	8.54		"	10.0		85.4	40-160			20	
1,2-Dibromoethane	9.28		"	10.0		92.8	70-130			20	
1,2-Dichlorobenzene	9.21		"	10.0		92.1	70-130			20	
1,2-Dichloroethane	9.21		"	10.0		92.1	70-130			20	
1,2-Dichloropropane	9.26		"	10.0		92.6	70-130			20	
1,3-Dichlorobenzene	9.33		"	10.0		93.3	70-130			20	
1,4-Dichlorobenzene	9.29		"	10.0		92.9	70-130			20	
2-Butanone	8.33		"	10.0		83.3	40-160			20	
2-Hexanone	8.79		"	10.0		87.9	40-160			20	
4-Methyl-2-pentanone	9.13		"	10.0		91.3	40-160			20	
Acetone	7.42		"	10.0		74.2	40-160			20	
Benzene	9.39		"	10.0		93.9	70-130			20	
Bromochloromethane	8.96		"	10.0		89.6	70-130			20	
Bromodichloromethane	9.39		"	10.0		93.9	70-130			20	
Bromoform	9.64		"	10.0		96.4	70-130			20	
Bromomethane	12.6		"	10.0		126	40-160			20	
Carbon disulfide	10.3		"	10.0		103	40-160			20	

Volatile Organic Compounds by GC/MS - Quality Control Data

York Analytical Laboratories, Inc. - Stratford

Analyte	Result	Reporting Limit	Units	Spike Level	Source* Result	%REC	%REC Limits	Flag	RPD	RPD Limit	Flag
Batch BC50466 - EPA 5030B											
LCS (BC50466-BS1)								Prepared & Analyzed: 03/06/2025			
Carbon tetrachloride	9.48		ug/L	10.0		94.8	70-130			20	
Chlorobenzene	9.34		"	10.0		93.4	70-130			20	
Chloroethane	9.81		"	10.0		98.1	40-160			20	
Chloroform	8.95		"	10.0		89.5	70-130			20	
Chloromethane	9.56		"	10.0		95.6	40-160			20	
cis-1,2-Dichloroethylene	9.10		"	10.0		91.0	70-130			20	
cis-1,3-Dichloropropylene	9.27		"	10.0		92.7	70-130			20	
Cyclohexane	9.89		"	10.0		98.9	70-130			20	
Dibromochloromethane	9.39		"	10.0		93.9	70-130			20	
Dichlorodifluoromethane	17.2		"	10.0		172	40-160	High Bias		20	
Ethyl Benzene	9.93		"	10.0		99.3	70-130			20	
Isopropylbenzene	9.90		"	10.0		99.0	70-130			20	
Methyl acetate	11.0		"	10.0		110	70-130			20	
Methyl tert-butyl ether (MTBE)	8.73		"	10.0		87.3	70-130			20	
Methylcyclohexane	9.81		"	10.0		98.1	70-130			20	
Methylene chloride	8.48		"	10.0		84.8	70-130			20	
o-Xylene	9.57		"	10.0		95.7	70-130			20	
p- & m- Xylenes	17.8		"	20.0		89.2	70-130			20	
p-Isopropyltoluene	10.2		"	10.0		102	81-136			30	
Styrene	10.0		"	10.0		100	70-130			20	
Tetrachloroethylene	5.22		"	10.0		52.2	70-130	Low Bias		20	
Toluene	9.49		"	10.0		94.9	70-130			20	
trans-1,2-Dichloroethylene	9.21		"	10.0		92.1	70-130			20	
trans-1,3-Dichloropropylene	9.27		"	10.0		92.7	70-130			20	
Trichloroethylene	8.84		"	10.0		88.4	70-130			20	
Trichlorofluoromethane	9.97		"	10.0		99.7	40-160			20	
Vinyl Chloride	10.4		"	10.0		104	70-130			20	
Surrogate: SURR: 1,2-Dichloroethane-d4	*9.86*		"	*10.0*		*98.6*	*70-130*				
Surrogate: SURR: Toluene-d8	*9.89*		"	*10.0*		*98.9*	*70-130*				
Surrogate: SURR: p-Bromofluorobenzene	*10.1*		"	*10.0*		*101*	*70-130*				

Volatile Organic Compounds by GC/MS - Quality Control Data

York Analytical Laboratories, Inc. - Stratford

Analyte	Result	Reporting Limit	Units	Spike Level	Source* Result	%REC	%REC Limits	Flag	RPD	RPD Limit	Flag
Batch BC50518 - EPA 5030B											
Blank (BC50518-BLK1)											
1,1,1-Trichloroethane	ND	0.500	ug/L								
1,1,2,2-Tetrachloroethane	ND	0.500	"								
1,1,2-Trichloro-1,2,2-trifluoroethane (Freon 113)	ND	0.500	"								
1,1,2-Trichloroethane	ND	0.500	"								
1,1-Dichloroethane	ND	0.500	"								
1,1-Dichloroethylene	ND	0.500	"								
1,2,3-Trichlorobenzene	ND	0.500	"								
1,2,4-Trichlorobenzene	ND	0.500	"								
1,2-Dibromo-3-chloropropane	ND	0.500	"								
1,2-Dibromoethane	ND	0.500	"								
1,2-Dichlorobenzene	ND	0.500	"								
1,2-Dichloroethane	ND	0.500	"								
1,2-Dichloropropane	ND	0.500	"								
1,3-Dichlorobenzene	ND	0.500	"								
1,4-Dichlorobenzene	ND	0.500	"								
2-Butanone	ND	0.500	"								
2-Hexanone	ND	0.500	"								
4-Methyl-2-pentanone	ND	0.500	"								
Acetone	ND	2.00	"								
Benzene	ND	0.500	"								
Bromochloromethane	ND	0.500	"								
Bromodichloromethane	ND	0.500	"								
Bromoform	ND	0.500	"								
Bromomethane	ND	0.500	"								
Carbon disulfide	ND	0.500	"								
Carbon tetrachloride	ND	0.500	"								
Chlorobenzene	ND	0.500	"								
Chloroethane	ND	0.500	"								
Chloroform	ND	0.500	"								
Chloromethane	ND	0.500	"								
cis-1,2-Dichloroethylene	ND	0.500	"								
cis-1,3-Dichloropropylene	ND	0.500	"								
Cyclohexane	ND	0.500	"								
Dibromochloromethane	ND	0.500	"								
Dichlorodifluoromethane	ND	0.500	"								
Ethyl Benzene	ND	0.500	"								
Isopropylbenzene	ND	0.500	"								
Methyl acetate	ND	0.500	"								
Methyl tert-butyl ether (MTBE)	ND	0.500	"								
Methylcyclohexane	ND	0.500	"								
Methylene chloride	ND	2.00	"								
o-Xylene	ND	0.500	"								
p- & m- Xylenes	ND	1.00	"								
p-Isopropyltoluene	ND	0.500	"								
Styrene	ND	0.500	"								
Tetrachloroethylene	ND	0.500	"								
Toluene	ND	0.500	"								
trans-1,2-Dichloroethylene	ND	0.500	"								
trans-1,3-Dichloropropylene	ND	0.500	"								
Trichloroethylene	ND	0.500	"								

Prepared & Analyzed: 03/07/2025

Volatile Organic Compounds by GC/MS - Quality Control Data

York Analytical Laboratories, Inc. - Stratford

Analyte	Result	Reporting Limit	Units	Spike Level	Source* Result	%REC	%REC Limits	Flag	RPD	RPD Limit	Flag
Batch BC50518 - EPA 5030B											
Blank (BC50518-BLK1)							Prepared & Analyzed: 03/07/2025				
Trichlorofluoromethane	ND	0.500	ug/L								
Vinyl Chloride	ND	0.500	"								
Xylenes, Total	ND	1.50	"								
Surrogate: SURR: 1,2-Dichloroethane-d4	*11.0*		*"*	*10.0*		*110*	*70-130*				
Surrogate: SURR: Toluene-d8	*9.39*		*"*	*10.0*		*93.9*	*70-130*				
Surrogate: SURR: p-Bromofluorobenzene	*9.58*		*"*	*10.0*		*95.8*	*70-130*				
LCS (BC50518-BS1)							Prepared & Analyzed: 03/07/2025				
1,1,1-Trichloroethane	9.44		ug/L	10.0		94.4	70-130			20	
1,1,2,2-Tetrachloroethane	9.73		"	10.0		97.3	70-130			20	
1,1,2-Trichloro-1,2,2-trifluoroethane (Freon 113)	10.5		"	10.0		105	70-130			20	
1,1,2-Trichloroethane	9.42		"	10.0		94.2	70-130			20	
1,1-Dichloroethane	9.28		"	10.0		92.8	70-130			20	
1,1-Dichloroethylene	9.85		"	10.0		98.5	70-130			20	
1,2,3-Trichlorobenzene	10.5		"	10.0		105	70-130			20	
1,2,4-Trichlorobenzene	9.73		"	10.0		97.3	70-130			20	
1,2-Dibromo-3-chloropropane	8.90		"	10.0		89.0	40-160			20	
1,2-Dibromoethane	9.56		"	10.0		95.6	70-130			20	
1,2-Dichlorobenzene	8.85		"	10.0		88.5	70-130			20	
1,2-Dichloroethane	10.3		"	10.0		103	70-130			20	
1,2-Dichloropropane	8.65		"	10.0		86.5	70-130			20	
1,3-Dichlorobenzene	8.70		"	10.0		87.0	70-130			20	
1,4-Dichlorobenzene	8.77		"	10.0		87.7	70-130			20	
2-Butanone	10.2		"	10.0		102	40-160			20	
2-Hexanone	9.77		"	10.0		97.7	40-160			20	
4-Methyl-2-pentanone	10.2		"	10.0		102	40-160			20	
Acetone	7.82		"	10.0		78.2	40-160			20	
Benzene	9.71		"	10.0		97.1	70-130			20	
Bromochloromethane	9.88		"	10.0		98.8	70-130			20	
Bromodichloromethane	9.23		"	10.0		92.3	70-130			20	
Bromoform	9.90		"	10.0		99.0	70-130			20	
Bromomethane	10.3		"	10.0		103	40-160			20	
Carbon disulfide	9.90		"	10.0		99.0	40-160			20	
Carbon tetrachloride	9.84		"	10.0		98.4	70-130			20	
Chlorobenzene	8.97		"	10.0		89.7	70-130			20	
Chloroethane	9.54		"	10.0		95.4	40-160			20	
Chloroform	9.62		"	10.0		96.2	70-130			20	
Chloromethane	8.16		"	10.0		81.6	40-160			20	
cis-1,2-Dichloroethylene	9.61		"	10.0		96.1	70-130			20	
cis-1,3-Dichloropropylene	8.96		"	10.0		89.6	70-130			20	
Cyclohexane	9.73		"	10.0		97.3	70-130			20	
Dibromochloromethane	9.68		"	10.0		96.8	70-130			20	
Dichlorodifluoromethane	8.43		"	10.0		84.3	40-160			20	
Ethyl Benzene	9.01		"	10.0		90.1	70-130			20	
Isopropylbenzene	8.51		"	10.0		85.1	70-130			20	
Methyl acetate	14.1		"	10.0		141	70-130	High Bias		20	
Methyl tert-butyl ether (MTBE)	10.6		"	10.0		106	70-130			20	
Methylcyclohexane	8.93		"	10.0		89.3	70-130			20	
Methylene chloride	9.15		"	10.0		91.5	70-130			20	
o-Xylene	8.95		"	10.0		89.5	70-130			20	

Volatile Organic Compounds by GC/MS - Quality Control Data

York Analytical Laboratories, Inc. - Stratford

Analyte	Result	Reporting Limit	Units	Spike Level	Source* Result	%REC	%REC Limits	Flag	RPD	RPD Limit	Flag
Batch BC50518 - EPA 5030B											
LCS (BC50518-BS1)								Prepared & Analyzed: 03/07/2025			
p- & m- Xylenes	17.6		ug/L	20.0		88.2	70-130			20	
p-Isopropyltoluene	9.25		"	10.0		92.5	81-136			30	
Styrene	9.60		"	10.0		96.0	70-130			20	
Tetrachloroethylene	5.62		"	10.0		56.2	70-130	Low Bias		20	
Toluene	8.76		"	10.0		87.6	70-130			20	
trans-1,2-Dichloroethylene	9.45		"	10.0		94.5	70-130			20	
trans-1,3-Dichloropropylene	9.59		"	10.0		95.9	70-130			20	
Trichloroethylene	8.60		"	10.0		86.0	70-130			20	
Trichlorofluoromethane	9.90		"	10.0		99.0	40-160			20	
Vinyl Chloride	8.85		"	10.0		88.5	70-130			20	
Surrogate: SURR: 1,2-Dichloroethane-d4	*10.4*		*"*	*10.0*		*104*	*70-130*				
Surrogate: SURR: Toluene-d8	*9.37*		*"*	*10.0*		*93.7*	*70-130*				
Surrogate: SURR: p-Bromofluorobenzene	*9.69*		*"*	*10.0*		*96.9*	*70-130*				

Volatile Analysis Sample Containers

Lab ID	Client Sample ID	Volatile Sample Container
25C0242-01	MW-10	40mL Clear Vial (pre-pres.) HCl; Cool to 4° C
25C0242-02	MW-25	40mL Clear Vial (pre-pres.) HCl; Cool to 4° C
25C0242-03	MW-30	40mL Clear Vial (pre-pres.) HCl; Cool to 4° C
25C0242-04	MW-32	40mL Clear Vial (pre-pres.) HCl; Cool to 4° C
25C0242-05	MW-33	40mL Clear Vial (pre-pres.) HCl; Cool to 4° C

Sample and Data Qualifiers Relating to This Work Order

QL-02	This LCS analyte is outside Laboratory Recovery limits due the analyte behavior using the referenced method. The reference method has certain limitations with respect to analytes of this nature.
ICVE20	The value reported is ESTIMATED. The value is estimated due to its behavior during initial calibration verification (recovery exceeded 20% of expected value).
ICVE	The value reported is ESTIMATED. The value is estimated due to its behavior during initial calibration verification (recovery exceeded 30% of expected value).
CCVE	The value reported is ESTIMATED. The value is estimated due to its behavior during continuing calibration verification (>20% Difference for average Rf or >20% Drift for quadratic fit).

Definitions and Other Explanations

*	Analyte is not certified or the state of the samples origination does not offer certification for the Analyte.
ND	NOT DETECTED - the analyte is not detected at the Reported to level (LOQ/RL or LOD/MDL)
RL	REPORTING LIMIT - the minimum reportable value based upon the lowest point in the analyte calibration curve.
LOQ	LIMIT OF QUANTITATION - the minimum concentration of a target analyte that can be reported within a specified degree of confidence. This is the lowest point in an analyte calibration curve that has been subjected to all steps of the processing/analysis and verified to meet defined criteria. This is based upon NELAC 2009 Standards and applies to all analyses.
LOD	LIMIT OF DETECTION - a verified estimate of the minimum concentration of a substance in a given matrix that an analytical process can reliably detect. This is based upon NELAC 2009 Standards and applies to all analyses conducted under the auspices of EPA SW-846.
MDL	METHOD DETECTION LIMIT - a statistically derived estimate of the minimum amount of a substance an analytical system can reliably detect with a 99% confidence that the concentration of the substance is greater than zero. This is based upon 40 CFR Part 136 Appendix B and applies only to EPA 600 and 200 series methods.
Reported to	This indicates that the data for a particular analysis is reported to either the LOD/MDL, or the LOQ/RL. In cases where the "Reported to" is located above the LOD/MDL, any value between this and the LOQ represents an estimated value which is "J" flagged accordingly. This applies to volatile and semi-volatile target compounds only.
NR	Not reported
RPD	Relative Percent Difference
Wet	The data has been reported on an as-received (wet weight) basis
Low Bias	Low Bias flag indicates that the recovery of the flagged analyte is below the laboratory or regulatory lower control limit. The data user should take note that this analyte may be biased low but should evaluate multiple lines of evidence including the LCS and site-specific MS/MSD data to draw bias conclusions. In cases where no site-specific MS/MSD was requested, only the LCS data can be used to evaluate such bias.
High Bias	High Bias flag indicates that the recovery of the flagged analyte is above the laboratory or regulatory upper control limit. The data user should take note that this analyte may be biased high but should evaluate multiple lines of evidence including the LCS and site-specific MS/MSD data to draw bias conclusions. In cases where no site-specific MS/MSD was requested, only the LCS data can be used to evaluate such bias.
Non-Dir.	Non-dir. flag (Non-Directional Bias) indicates that the Relative Percent Difference (RPD) (a measure of precision) among the MS and MSD data is outside the laboratory or regulatory control limit. This alerts the data user where the MS and MSD are from site-specific samples that the RPD is high due to either non-homogeneous distribution of target analyte between the MS/MSD or indicates poor reproducibility for other reasons.

If EPA SW-846 method 8270 is included herein it is noted that the target compound N-nitrosodiphenylamine (NDPA) decomposes in the gas chromatographic inlet and cannot be separated from diphenylamine (DPA). These results could actually represent 100% DPA, 100% NDPA or some combination of the two. For this reason, York reports the combined result for n-nitrosodiphenylamine and diphenylamine for either of these compounds as a combined concentration as Diphenylamine.

If Total PCBs are detected and the target aroclors reported are "Not detected", the Total PCB value is reported due to the presence of either or both Aroclors 1262 and 1268 which are non-target aroclors for some regulatory lists.

2-chloroethylvinyl ether readily breaks down under acidic conditions. Samples that are acid preserved, including standards will exhibit breakdown. The data user should take note.

Certification for pH is no longer offered by NYDOH ELAP.

Semi-Volatile and Volatile analyses are reported down to the LOD/MDL, with values between the LOD/MDL and the LOQ being "J" flagged as estimated results.

For analyses by EPA SW-846-8270D, the Limit of Quantitation (LOQ) reported for benzidine is based upon the lowest standard used for calibration and is not a verified LOQ due to this compound's propensity for oxidative losses during extraction/concentration procedures and non-reproducible chromatographic performance.

Chain of Custody / Analytical Request Form

76593

SR#: 25C0242

Page 1 of 1

1565 Jefferson Road, Building 300, Suite 360 • Rochester, NY 14623 • +1 585 288 5380 • alsglobal.com

Report To:

ALL SHADED AREAS MUST BE COMPLETED BY THE CLIENT / SAMPLER

Company: LaBella Associates
Contact: Branson Fields
Email: bfields@labellapc.com
Phone:
Address: 4 British American BLVD. Latham, NY 12110

Project Name: 136 Fuller Road
Project Number: 2222575
ALS Quote #: York # 23L1487
Sampler's Signature:
Email CC:
Email CC:
State Samples Collected (Circle or Write): NY, MA, PA, CT, Other:

Preservative: 0. None; 1. HCl; 2. HNO3; 3. H2SO4; 4. NAOH; 5. Zn Acet.; 6. MeOH; 7. NaHSO4; 8. Other

Matrix: GW, WW, SW, DW, S, L, NA

Lab ID (ALS)	Sample ID:	Date	Time	Matrix	Number of Containers	MS/MSD?	GC/MS VOA - 8260•624•524•TCLP	GC/MS SVOA - 8270 • 625 • TCLP	Pesticides - 8081 • 608 • TCLP	PCBs - 8082 • 608	Herbicides - 8151 • TCLP	Metals, Total - Select Below	Metals, Dissolved - Field / In-Lab Filter	1							Notes:
														VOCs 8260 - TCL/soil (low level)							
	MW-10	03/04/25	0836	GW	3									X							
	MW-25	03/04/25	1336	GW	3									X							
	MW-30	03/04/25	1129	GW	3									X							
	MW-32	03/04/25	1040	GW	3									X							
	MW-33	03/04/25	0937	GW	3									X							

Special Instructions / Comments:

Turnaround Requirements

____Rush (Surcharges Apply)
Subject to Availability
Please Check with your PM
X Standard (10 Business Days)
Date Required:

Report Requirements

____Tier II/Cat A -Results/QC
____Tier IV/Cat B - Data Validation Report w/. Data
EDD: X Yes ____No
EDD Type: Excel

Metals: RCRA 8•PP 13•TAL 23•TCLP•Other (List)

VOA/SVOA Report List: TCL • BTEX • TCLP • CP-51/Stars •THM • Other: NYCRR 703.5

Invoice To: (□ Same as Report To)

PO #:
Company: LaBella
Contact: Accounts Payable
Email: APPK@labellapc.com
Phone:
Address:

	Relinquished By:	Received By:	Relinquished By:	Received By:	Relinquished By:	Received By:
Signature						
Printed Name	Brandon Kedik	DINA AYERS			Chris C	
Company	LaBella	ALS			Chris C	
Date/Time	03/04/25 1443	3/4/25 1443	3/5/25 945	3/5/25 945	3/5/25 11:00	3/5/25 1455

Distribution: White - Lab Copy; Yellow - Return to Originator

© 2012 by ALS Group

Technical Report

prepared for:

LaBella Associates (Latham)
4 British American Boulevard
Latham NY, 12110
Attention: Branson Fields

Report Date: 07/15/2025
Client Project ID: 2222575.05 136 Fuller Road
York Project (SDG) No.: 25G0131

Stratford, CT Laboratory IDs:
NY:10854, NJ: CT005, PA: 68-0440, CT: PH-0723

Richmond Hill, NY Laboratory IDs:
NY:12058, NJ: NY037, CT: PH-0721, NH: 2097,
EPA: NY01600

120 RESEARCH DRIVE STRATFORD, CT 06615 132-02 89th AVENUE RICHMOND HILL, NY 11418
www.YORKLAB.com (203) 325-1371 FAX (203) 357-0166 ClientServices@yorklab.com

Report Date: 07/15/2025
Client Project ID: 2222575.05 136 Fuller Road
York Project (SDG) No.: 25G0131

LaBella Associates (Latham)
4 British American Boulevard
Latham NY, 12110
Attention: Branson Fields

Purpose and Results

This report contains the analytical data for the sample(s) identified on the attached chain-of-custody received in our laboratory on July 02, 2025 and listed below. The project was identified as your project: **2222575.05 136 Fuller Road**.

The analyses were conducted utilizing appropriate EPA, Standard Methods, and ASTM methods as detailed in the data summary tables.

All samples were received in proper condition meeting the customary acceptance requirements for environmental samples except those indicated under the Sample and Analysis Qualifiers section of this report.

All analyses met the method and laboratory standard operating procedure requirements except as indicated by any data flags, the meaning of which are explained in the Sample and Data Qualifiers Relating to This Work Order section of this report and case narrative if applicable.

The results of the analyses, which are all reported on dry weight basis (soils) unless otherwise noted, are detailed in the following pages.

Please contact Client Services at 203.325.1371 with any questions regarding this report.

York Sample ID	Client Sample ID	Matrix	Date Collected	Date Received
25G0131-01	MW-3	Ground Water	06/30/2025	07/02/2025
25G0131-02	MW-5	Ground Water	06/30/2025	07/02/2025
25G0131-03	MW-7	Ground Water	06/30/2025	07/02/2025
25G0131-04	MW-9	Ground Water	07/01/2025	07/02/2025
25G0131-05	MW-10	Ground Water	06/30/2025	07/02/2025
25G0131-06	MW-13	Ground Water	06/30/2025	07/02/2025
25G0131-07	MW-17	Ground Water	06/30/2025	07/02/2025
25G0131-08	MW-20	Ground Water	06/30/2025	07/02/2025
25G0131-09	MW-25	Ground Water	07/01/2025	07/02/2025
25G0131-10	MW-27	Ground Water	07/01/2025	07/02/2025
25G0131-11	MW-29	Ground Water	06/30/2025	07/02/2025
25G0131-12	MW-30	Ground Water	06/30/2025	07/02/2025
25G0131-13	MW-31	Ground Water	06/30/2025	07/02/2025
25G0131-14	MW-32	Ground Water	06/30/2025	07/02/2025
25G0131-15	MW-33	Ground Water	06/30/2025	07/02/2025
25G0131-16	MW-35	Ground Water	07/01/2025	07/02/2025
25G0131-17	MW-37	Ground Water	06/30/2025	07/02/2025

General Notes for York Project (SDG) No.: 25G0131

1. The RLs and MDLs (Reporting Limit and Method Detection Limit respectively) reported are adjusted for any dilution necessary due to the levels of target and/or non-target analytes and matrix interference. The RL(REPORTING LIMIT) is based upon the lowest standard utilized for the calibration where applicable.
2. Samples are retained for a period of thirty days after submittal of report, unless other arrangements are made.
3. York's liability for the above data is limited to the dollar value paid to York for the referenced project.
4. This report shall not be reproduced without the written approval of York Analytical Laboratories, Inc.
5. All analyses conducted met method or Laboratory SOP requirements. See the Sample and Data Qualifiers Section for further information.
6. It is noted that no analyses reported herein were subcontracted to another laboratory, unless noted in the report.
7. This report reflects results that relate only to the samples submitted on the attached chain-of-custody form(s) received by York.
8. Analyses conducted at York Analytical Laboratories, Inc. Stratford, CT are indicated by NY Cert. No. 10854, NJ Cert No. CT005, PA Cert No. 68-04440, CT Cert No. PH-0723; those conducted at York Analytical Laboratories, Inc., Richmond Hill, NY are indicated by NY Cert. No. 12058, NJ Cert No. NY037, CT Cert No. PH-0721, NH Cert No. 2097, EPA Cert No. NY01600.

Approved By: Cassie L. Mosher

Cassie L. Mosher
Laboratory Manager

Date: 07/15/2025

Sample Information

Client Sample ID: MW-3 **York Sample ID:** 25G0131-01

York Project (SDG) No.	Client Project ID	Matrix	Collection Date/Time	Date Received
25G0131	2222575.05 136 Fuller Road	Ground Water	June 30, 2025 12:50 pm	07/02/2025

Volatile Organics, 8260 - TCL-SOM

Log-in Notes:

Sample Notes:

Sample Prepared by Method: EPA 5030B

CAS No.	Parameter	Result	Flag	Units	Reported to LOD/MDL	LOQ	Dilution	Reference Method	Date/Time Prepared	Date/Time Analyzed	Analyst
71-55-6	1,1,1-Trichloroethane	ND		ug/L	0.266	0.500	1	EPA 8260D Certifications:	07/11/2025 08:00	07/11/2025 15:41	PMB CTDOH-PH-0723,NELAC-NY10854,NELAC-NY12058,NJDEP-CT
79-34-5	1,1,2,2-Tetrachloroethane	ND		ug/L	0.256	0.500	1	EPA 8260D Certifications:	07/11/2025 08:00	07/11/2025 15:41	PMB CTDOH-PH-0723,NELAC-NY10854,NELAC-NY12058,NJDEP-CT
76-13-1	1,1,2-Trichloro-1,2,2-trifluoroethane (Freon 113)	ND		ug/L	0.286	0.500	1	EPA 8260D Certifications:	07/11/2025 08:00	07/11/2025 15:41	PMB CTDOH-PH-0723,NELAC-NY10854,NELAC-NY12058,NJDEP-CT
79-00-5	1,1,2-Trichloroethane	ND		ug/L	0.249	0.500	1	EPA 8260D Certifications:	07/11/2025 08:00	07/11/2025 15:41	PMB CTDOH-PH-0723,NELAC-NY10854,NELAC-NY12058,NJDEP-CT
75-34-3	**1,1-Dichloroethane**	**0.560**		ug/L	0.272	0.500	1	EPA 8260D Certifications:	07/11/2025 08:00	07/11/2025 15:41	PMB CTDOH-PH-0723,NELAC-NY10854,NELAC-NY12058,NJDEP-CT
75-35-4	1,1-Dichloroethylene	ND		ug/L	0.327	0.500	1	EPA 8260D Certifications:	07/11/2025 08:00	07/11/2025 15:41	PMB CTDOH-PH-0723,NELAC-NY10854,NELAC-NY12058,NJDEP-CT
87-61-6	1,2,3-Trichlorobenzene	ND	CCVE, QL-02	ug/L	0.222	0.500	1	EPA 8260D Certifications:	07/11/2025 08:00	07/11/2025 15:41	PMB NELAC-NY10854,NELAC-NY12058,NJDEP-CT005,PADEP-68-04
120-82-1	1,2,4-Trichlorobenzene	ND		ug/L	0.138	0.500	1	EPA 8260D Certifications:	07/11/2025 08:00	07/11/2025 15:41	PMB NELAC-NY10854,NELAC-NY12058,NJDEP-CT005,PADEP-68-04
96-12-8	1,2-Dibromo-3-chloropropane	ND		ug/L	0.432	0.500	1	EPA 8260D Certifications:	07/11/2025 08:00	07/11/2025 15:41	PMB CTDOH-PH-0723,NELAC-NY10854,NELAC-NY12058,NJDEP-CT
106-93-4	1,2-Dibromoethane	ND		ug/L	0.215	0.500	1	EPA 8260D Certifications:	07/11/2025 08:00	07/11/2025 15:41	PMB CTDOH-PH-0723,NELAC-NY10854,NELAC-NY12058,NJDEP-CT
95-50-1	1,2-Dichlorobenzene	ND		ug/L	0.270	0.500	1	EPA 8260D Certifications:	07/11/2025 08:00	07/11/2025 15:41	PMB CTDOH-PH-0723,NELAC-NY10854,NELAC-NY12058,NJDEP-CT
107-06-2	1,2-Dichloroethane	ND		ug/L	0.377	0.500	1	EPA 8260D Certifications:	07/11/2025 08:00	07/11/2025 15:41	PMB CTDOH-PH-0723,NELAC-NY10854,NELAC-NY12058,NJDEP-CT
78-87-5	1,2-Dichloropropane	ND		ug/L	0.327	0.500	1	EPA 8260D Certifications:	07/11/2025 08:00	07/11/2025 15:41	PMB CTDOH-PH-0723,NELAC-NY10854,NELAC-NY12058,NJDEP-CT
541-73-1	1,3-Dichlorobenzene	ND		ug/L	0.283	0.500	1	EPA 8260D Certifications:	07/11/2025 08:00	07/11/2025 15:41	PMB CTDOH-PH-0723,NELAC-NY10854,NELAC-NY12058,NJDEP-CT
106-46-7	1,4-Dichlorobenzene	ND		ug/L	0.311	0.500	1	EPA 8260D Certifications:	07/11/2025 08:00	07/11/2025 15:41	PMB CTDOH-PH-0723,NELAC-NY10854,NELAC-NY12058,NJDEP-CT
78-93-3	2-Butanone	ND		ug/L	0.421	0.500	1	EPA 8260D Certifications:	07/11/2025 08:00	07/11/2025 15:41	PMB CTDOH-PH-0723,NELAC-NY10854,NELAC-NY12058,NJDEP-CT
591-78-6	2-Hexanone	ND		ug/L	0.320	0.500	1	EPA 8260D Certifications:	07/11/2025 08:00	07/11/2025 15:41	PMB CTDOH-PH-0723,NELAC-NY10854,NELAC-NY12058,NJDEP-CT
108-10-1	4-Methyl-2-pentanone	ND		ug/L	0.365	0.500	1	EPA 8260D Certifications:	07/11/2025 08:00	07/11/2025 15:41	PMB CTDOH-PH-0723,NELAC-NY10854,NELAC-NY12058,NJDEP-CT
67-64-1	**Acetone**	**3.56**	CCVE, B	ug/L	1.34	2.00	1	EPA 8260D Certifications:	07/11/2025 08:00	07/11/2025 15:41	PMB CTDOH-PH-0723,NELAC-NY10854,NELAC-NY12058,NJDEP-CT
71-43-2	Benzene	ND		ug/L	0.279	0.500	1	EPA 8260D Certifications:	07/11/2025 08:00	07/11/2025 15:41	PMB CTDOH-PH-0723,NELAC-NY10854,NELAC-NY12058,NJDEP-CT
74-97-5	Bromochloromethane	ND		ug/L	0.354	0.500	1	EPA 8260D Certifications:	07/11/2025 08:00	07/11/2025 15:41	PMB NELAC-NY10854,NELAC-NY12058,NJDEP-CT005,PADEP-68-04
75-27-4	Bromodichloromethane	ND		ug/L	0.245	0.500	1	EPA 8260D Certifications:	07/11/2025 08:00	07/11/2025 15:41	PMB CTDOH-PH-0723,NELAC-NY10854,NELAC-NY12058,NJDEP-CT

Sample Information

Client Sample ID: MW-3 **York Sample ID:** 25G0131-01

York Project (SDG) No.	Client Project ID	Matrix	Collection Date/Time	Date Received
25G0131	2222575.05 136 Fuller Road	Ground Water	June 30, 2025 12:50 pm	07/02/2025

Volatile Organics, 8260 - TCL-SOM

Log-in Notes:

Sample Notes:

Sample Prepared by Method: EPA 5030B

CAS No.	Parameter	Result	Flag	Units	Reported to LOD/MDL	LOQ	Dilution	Reference Method	Date/Time Prepared	Date/Time Analyzed	Analyst
75-25-2	Bromoform	ND	CCVE	ug/L	0.163	0.500	1	EPA 8260D Certifications:	07/11/2025 08:00	07/11/2025 15:41	PMB CTDOH-PH-0723,NELAC-NY10854,NELAC-NY12058,NJDEP-CT
74-83-9	Bromomethane	ND	CCVE	ug/L	0.500	2.00	1	EPA 8260D Certifications:	07/11/2025 08:00	07/11/2025 15:41	PMB CTDOH-PH-0723,NELAC-NY10854,NELAC-NY12058,NJDEP-CT
75-15-0	Carbon disulfide	ND		ug/L	0.362	0.500	1	EPA 8260D Certifications:	07/11/2025 08:00	07/11/2025 15:41	PMB CTDOH-PH-0723,NELAC-NY10854,NELAC-NY12058,NJDEP-CT
56-23-5	Carbon tetrachloride	ND	CCVE, QL-02	ug/L	0.204	0.500	1	EPA 8260D Certifications:	07/11/2025 08:00	07/11/2025 15:41	PMB CTDOH-PH-0723,NELAC-NY10854,NELAC-NY12058,NJDEP-CT
108-90-7	Chlorobenzene	ND		ug/L	0.284	0.500	1	EPA 8260D Certifications:	07/11/2025 08:00	07/11/2025 15:41	PMB CTDOH-PH-0723,NELAC-NY10854,NELAC-NY12058,NJDEP-CT
75-00-3	Chloroethane	ND		ug/L	0.448	0.500	1	EPA 8260D Certifications:	07/11/2025 08:00	07/11/2025 15:41	PMB CTDOH-PH-0723,NELAC-NY10854,NELAC-NY12058,NJDEP-CT
67-66-3	Chloroform	ND		ug/L	0.243	0.500	1	EPA 8260D Certifications:	07/11/2025 08:00	07/11/2025 15:41	PMB CTDOH-PH-0723,NELAC-NY10854,NELAC-NY12058,NJDEP-CT
74-87-3	Chloromethane	ND		ug/L	0.372	0.500	1	EPA 8260D Certifications:	07/11/2025 08:00	07/11/2025 15:41	PMB CTDOH-PH-0723,NELAC-NY10854,NELAC-NY12058,NJDEP-CT
156-59-2	cis-1,2-Dichloroethylene	ND		ug/L	0.294	0.500	1	EPA 8260D Certifications:	07/11/2025 08:00	07/11/2025 15:41	PMB CTDOH-PH-0723,NELAC-NY10854,NELAC-NY12058,NJDEP-CT
10061-01-5	cis-1,3-Dichloropropylene	ND		ug/L	0.262	0.500	1	EPA 8260D Certifications:	07/11/2025 08:00	07/11/2025 15:41	PMB CTDOH-PH-0723,NELAC-NY10854,NELAC-NY12058,NJDEP-CT
110-82-7	Cyclohexane	ND		ug/L	0.491	0.500	1	EPA 8260D Certifications:	07/11/2025 08:00	07/11/2025 15:41	PMB NELAC-NY10854,NELAC-NY12058,NJDEP-CT005,PADEP-68-04
124-48-1	Dibromochloromethane	ND		ug/L	0.146	0.500	1	EPA 8260D Certifications:	07/11/2025 08:00	07/11/2025 15:41	PMB CTDOH-PH-0723,NELAC-NY10854,NELAC-NY12058,NJDEP-CT
75-71-8	Dichlorodifluoromethane	ND	CCVE, ICVE	ug/L	0.451	0.500	1	EPA 8260D Certifications:	07/11/2025 08:00	07/11/2025 15:41	PMB NELAC-NY10854,NELAC-NY12058,NJDEP-CT005,PADEP-68-04
100-41-4	Ethyl Benzene	ND		ug/L	0.290	0.500	1	EPA 8260D Certifications:	07/11/2025 08:00	07/11/2025 15:41	PMB CTDOH-PH-0723,NELAC-NY10854,NELAC-NY12058,NJDEP-CT
98-82-8	Isopropylbenzene	ND		ug/L	0.405	0.500	1	EPA 8260D Certifications:	07/11/2025 08:00	07/11/2025 15:41	PMB CTDOH-PH-0723,NELAC-NY10854,NELAC-NY12058,NJDEP-CT
79-20-9	Methyl acetate	ND	CCVE, ICVE, QL-02	ug/L	0.442	0.500	1	EPA 8260D Certifications:	07/11/2025 08:00	07/11/2025 15:41	PMB NELAC-NY10854,NELAC-NY12058,NJDEP-CT005,PADEP-68-04
1634-04-4	Methyl tert-butyl ether (MTBE)	ND		ug/L	0.244	0.500	1	EPA 8260D Certifications:	07/11/2025 08:00	07/11/2025 15:41	PMB CTDOH-PH-0723,NELAC-NY10854,NELAC-NY12058,NJDEP-CT
108-87-2	Methylcyclohexane	ND		ug/L	0.477	0.500	1	EPA 8260D Certifications:	07/11/2025 08:00	07/11/2025 15:41	PMB NELAC-NY10854,NELAC-NY12058,NJDEP-CT005,PADEP-68-04
75-09-2	Methylene chloride	ND		ug/L	0.397	2.00	1	EPA 8260D Certifications:	07/11/2025 08:00	07/11/2025 15:41	PMB CTDOH-PH-0723,NELAC-NY10854,NELAC-NY12058,NJDEP-CT
95-47-6	o-Xylene	ND		ug/L	0.261	0.500	1	EPA 8260D Certifications:	07/11/2025 08:00	07/11/2025 15:41	PMB CTDOH-PH-0723,NELAC-NY10854,NELAC-NY12058,PADEP-68
179601-23-1	p- & m- Xylenes	ND		ug/L	0.578	1.00	1	EPA 8260D Certifications:	07/11/2025 08:00	07/11/2025 15:41	PMB CTDOH-PH-0723,NELAC-NY10854,NELAC-NY12058,PADEP-68
99-87-6	p-Isopropyltoluene	ND		ug/L	0.377	0.500	1	EPA 8260D Certifications:	07/11/2025 08:00	07/11/2025 15:41	PMB CTDOH-PH-0723,NELAC-NY10854,NELAC-NY12058,NJDEP-CT
100-42-5	Styrene	ND		ug/L	0.255	0.500	1	EPA 8260D Certifications:	07/11/2025 08:00	07/11/2025 15:41	PMB CTDOH-PH-0723,NELAC-NY10854,NELAC-NY12058,NJDEP-CT

Sample Information

Client Sample ID: MW-3 **York Sample ID:** 25G0131-01

York Project (SDG) No.	Client Project ID	Matrix	Collection Date/Time	Date Received
25G0131	2222575.05 136 Fuller Road	Ground Water	June 30, 2025 12:50 pm	07/02/2025

Volatile Organics, 8260 - TCL-SOM **Log-in Notes:** **Sample Notes:**

Sample Prepared by Method: EPA 5030B

CAS No.	Parameter	Result	Flag	Units	Reported to LOD/MDL	LOQ	Dilution	Reference Method	Date/Time Prepared	Date/Time Analyzed	Analyst
127-18-4	**Tetrachloroethylene**	**4.30**	CCVE, ICVE, QL-02	ug/L	0.239	0.500	1	EPA 8260D	07/11/2025 08:00	07/11/2025 15:41	PMB
								Certifications:	CTDOH-PH-0723,NELAC-NY10854,NELAC-NY12058,NJDEP-C		
108-88-3	Toluene	ND		ug/L	0.346	0.500	1	EPA 8260D	07/11/2025 08:00	07/11/2025 15:41	PMB
								Certifications:	CTDOH-PH-0723,NELAC-NY10854,NELAC-NY12058,NJDEP-CT		
156-60-5	trans-1,2-Dichloroethylene	ND		ug/L	0.279	0.500	1	EPA 8260D	07/11/2025 08:00	07/11/2025 15:41	PMB
								Certifications:	CTDOH-PH-0723,NELAC-NY10854,NELAC-NY12058,NJDEP-CT		
10061-02-6	trans-1,3-Dichloropropylene	ND		ug/L	0.229	0.500	1	EPA 8260D	07/11/2025 08:00	07/11/2025 15:41	PMB
								Certifications:	CTDOH-PH-0723,NELAC-NY10854,NELAC-NY12058,NJDEP-CT		
79-01-6	**Trichloroethylene**	**1.46**		ug/L	0.249	0.500	1	EPA 8260D	07/11/2025 08:00	07/11/2025 15:41	PMB
								Certifications:	CTDOH-PH-0723,NELAC-NY10854,NELAC-NY12058,NJDEP-C		
75-69-4	Trichlorofluoromethane	ND		ug/L	0.337	0.500	1	EPA 8260D	07/11/2025 08:00	07/11/2025 15:41	PMB
								Certifications:	CTDOH-PH-0723,NELAC-NY10854,NELAC-NY12058,NJDEP-CT		
75-01-4	Vinyl Chloride	ND		ug/L	0.469	0.500	1	EPA 8260D	07/11/2025 08:00	07/11/2025 15:41	PMB
								Certifications:	CTDOH-PH-0723,NELAC-NY10854,NELAC-NY12058,NJDEP-CT		
1330-20-7	Xylenes, Total	ND		ug/L	0.839	1.50	1	EPA 8260D	07/11/2025 08:00	07/11/2025 15:41	PMB
								Certifications:	CTDOH-PH-0723,NELAC-NY10854,NELAC-NY12058,NJDEP-CT		

	Surrogate Recoveries	Result	Acceptance Range
17060-07-0	*Surrogate: SURR: 1,2-Dichloroethane-d4*	*93.0 %*	*70-130*
2037-26-5	*Surrogate: SURR: Toluene-d8*	*99.4 %*	*70-130*
460-00-4	*Surrogate: SURR: p-Bromofluorobenzene*	*110 %*	*70-130*

Sample Information

Client Sample ID: MW-5 **York Sample ID:** 25G0131-02

York Project (SDG) No.	Client Project ID	Matrix	Collection Date/Time	Date Received
25G0131	2222575.05 136 Fuller Road	Ground Water	June 30, 2025 11:00 am	07/02/2025

Volatile Organics, 8260 - TCL-SOM **Log-in Notes:** **Sample Notes:**

Sample Prepared by Method: EPA 5030B

CAS No.	Parameter	Result	Flag	Units	Reported to LOD/MDL	LOQ	Dilution	Reference Method	Date/Time Prepared	Date/Time Analyzed	Analyst
71-55-6	**1,1,1-Trichloroethane**	**0.300**		ug/L	0.266	0.500	1	EPA 8260D	07/11/2025 08:00	07/11/2025 16:10	PMB
								Certifications:	CTDOH-PH-0723,NELAC-NY10854,NELAC-NY12058,NJDEP-C		
79-34-5	1,1,2,2-Tetrachloroethane	ND		ug/L	0.256	0.500	1	EPA 8260D	07/11/2025 08:00	07/11/2025 16:10	PMB
								Certifications:	CTDOH-PH-0723,NELAC-NY10854,NELAC-NY12058,NJDEP-CT		
76-13-1	1,1,2-Trichloro-1,2,2-trifluoroethane (Freon 113)	ND		ug/L	0.286	0.500	1	EPA 8260D	07/11/2025 08:00	07/11/2025 16:10	PMB
								Certifications:	CTDOH-PH-0723,NELAC-NY10854,NELAC-NY12058,NJDEP-CT		
79-00-5	1,1,2-Trichloroethane	ND		ug/L	0.249	0.500	1	EPA 8260D	07/11/2025 08:00	07/11/2025 16:10	PMB
								Certifications:	CTDOH-PH-0723,NELAC-NY10854,NELAC-NY12058,NJDEP-CT		

Sample Information

Client Sample ID: MW-5 **York Sample ID:** 25G0131-02

York Project (SDG) No.	Client Project ID	Matrix	Collection Date/Time	Date Received
25G0131	2222575.05 136 Fuller Road	Ground Water	June 30, 2025 11:00 am	07/02/2025

Volatile Organics, 8260 - TCL-SOM

Log-in Notes:

Sample Notes:

Sample Prepared by Method: EPA 5030B

CAS No.	Parameter	Result	Flag	Units	Reported to LOD/MDL	LOQ	Dilution	Reference Method	Date/Time Prepared	Date/Time Analyzed	Analyst
75-34-3	**1,1-Dichloroethane**	**0.420**		ug/L	0.272	0.500	1	EPA 8260D	07/11/2025 08:00	07/11/2025 16:10	PMB
								Certifications:	CTDOH-PH-0723,NELAC-NY10854,NELAC-NY12058,NJDEP-C		
75-35-4	**1,1-Dichloroethylene**	**0.330**		ug/L	0.327	0.500	1	EPA 8260D	07/11/2025 08:00	07/11/2025 16:10	PMB
								Certifications:	CTDOH-PH-0723,NELAC-NY10854,NELAC-NY12058,NJDEP-C		
87-61-6	1,2,3-Trichlorobenzene	ND	CCVE, QL-02	ug/L	0.222	0.500	1	EPA 8260D	07/11/2025 08:00	07/11/2025 16:10	PMB
								Certifications:	NELAC-NY10854,NELAC-NY12058,NJDEP-CT005,PADEP-68-04		
120-82-1	1,2,4-Trichlorobenzene	ND		ug/L	0.138	0.500	1	EPA 8260D	07/11/2025 08:00	07/11/2025 16:10	PMB
								Certifications:	NELAC-NY10854,NELAC-NY12058,NJDEP-CT005,PADEP-68-04		
96-12-8	1,2-Dibromo-3-chloropropane	ND		ug/L	0.432	0.500	1	EPA 8260D	07/11/2025 08:00	07/11/2025 16:10	PMB
								Certifications:	CTDOH-PH-0723,NELAC-NY10854,NELAC-NY12058,NJDEP-CT		
106-93-4	1,2-Dibromoethane	ND		ug/L	0.215	0.500	1	EPA 8260D	07/11/2025 08:00	07/11/2025 16:10	PMB
								Certifications:	CTDOH-PH-0723,NELAC-NY10854,NELAC-NY12058,NJDEP-CT		
95-50-1	1,2-Dichlorobenzene	ND		ug/L	0.270	0.500	1	EPA 8260D	07/11/2025 08:00	07/11/2025 16:10	PMB
								Certifications:	CTDOH-PH-0723,NELAC-NY10854,NELAC-NY12058,NJDEP-CT		
107-06-2	1,2-Dichloroethane	ND		ug/L	0.377	0.500	1	EPA 8260D	07/11/2025 08:00	07/11/2025 16:10	PMB
								Certifications:	CTDOH-PH-0723,NELAC-NY10854,NELAC-NY12058,NJDEP-CT		
78-87-5	1,2-Dichloropropane	ND		ug/L	0.327	0.500	1	EPA 8260D	07/11/2025 08:00	07/11/2025 16:10	PMB
								Certifications:	CTDOH-PH-0723,NELAC-NY10854,NELAC-NY12058,NJDEP-CT		
541-73-1	1,3-Dichlorobenzene	ND		ug/L	0.283	0.500	1	EPA 8260D	07/11/2025 08:00	07/11/2025 16:10	PMB
								Certifications:	CTDOH-PH-0723,NELAC-NY10854,NELAC-NY12058,NJDEP-CT		
106-46-7	1,4-Dichlorobenzene	ND		ug/L	0.311	0.500	1	EPA 8260D	07/11/2025 08:00	07/11/2025 16:10	PMB
								Certifications:	CTDOH-PH-0723,NELAC-NY10854,NELAC-NY12058,NJDEP-CT		
78-93-3	2-Butanone	ND		ug/L	0.421	0.500	1	EPA 8260D	07/11/2025 08:00	07/11/2025 16:10	PMB
								Certifications:	CTDOH-PH-0723,NELAC-NY10854,NELAC-NY12058,NJDEP-CT		
591-78-6	2-Hexanone	ND		ug/L	0.320	0.500	1	EPA 8260D	07/11/2025 08:00	07/11/2025 16:10	PMB
								Certifications:	CTDOH-PH-0723,NELAC-NY10854,NELAC-NY12058,NJDEP-CT		
108-10-1	4-Methyl-2-pentanone	ND		ug/L	0.365	0.500	1	EPA 8260D	07/11/2025 08:00	07/11/2025 16:10	PMB
								Certifications:	CTDOH-PH-0723,NELAC-NY10854,NELAC-NY12058,NJDEP-CT		
67-64-1	**Acetone**	**3.44**	CCVE, B	ug/L	1.34	2.00	1	EPA 8260D	07/11/2025 08:00	07/11/2025 16:10	PMB
								Certifications:	CTDOH-PH-0723,NELAC-NY10854,NELAC-NY12058,NJDEP-C		
71-43-2	Benzene	ND		ug/L	0.279	0.500	1	EPA 8260D	07/11/2025 08:00	07/11/2025 16:10	PMB
								Certifications:	CTDOH-PH-0723,NELAC-NY10854,NELAC-NY12058,NJDEP-CT		
74-97-5	Bromochloromethane	ND		ug/L	0.354	0.500	1	EPA 8260D	07/11/2025 08:00	07/11/2025 16:10	PMB
								Certifications:	NELAC-NY10854,NELAC-NY12058,NJDEP-CT005,PADEP-68-04		
75-27-4	Bromodichloromethane	ND		ug/L	0.245	0.500	1	EPA 8260D	07/11/2025 08:00	07/11/2025 16:10	PMB
								Certifications:	CTDOH-PH-0723,NELAC-NY10854,NELAC-NY12058,NJDEP-CT		
75-25-2	Bromoform	ND	CCVE	ug/L	0.163	0.500	1	EPA 8260D	07/11/2025 08:00	07/11/2025 16:10	PMB
								Certifications:	CTDOH-PH-0723,NELAC-NY10854,NELAC-NY12058,NJDEP-CT		
74-83-9	Bromomethane	ND	CCVE	ug/L	0.500	2.00	1	EPA 8260D	07/11/2025 08:00	07/11/2025 16:10	PMB
								Certifications:	CTDOH-PH-0723,NELAC-NY10854,NELAC-NY12058,NJDEP-CT		
75-15-0	Carbon disulfide	ND		ug/L	0.362	0.500	1	EPA 8260D	07/11/2025 08:00	07/11/2025 16:10	PMB
								Certifications:	CTDOH-PH-0723,NELAC-NY10854,NELAC-NY12058,NJDEP-CT		
56-23-5	Carbon tetrachloride	ND	CCVE, QL-02	ug/L	0.204	0.500	1	EPA 8260D	07/11/2025 08:00	07/11/2025 16:10	PMB
								Certifications:	CTDOH-PH-0723,NELAC-NY10854,NELAC-NY12058,NJDEP-CT		
108-90-7	Chlorobenzene	ND		ug/L	0.284	0.500	1	EPA 8260D	07/11/2025 08:00	07/11/2025 16:10	PMB
								Certifications:	CTDOH-PH-0723,NELAC-NY10854,NELAC-NY12058,NJDEP-CT		

Sample Information

Client Sample ID: MW-5 **York Sample ID:** 25G0131-02

York Project (SDG) No.	Client Project ID	Matrix	Collection Date/Time	Date Received
25G0131	2222575.05 136 Fuller Road	Ground Water	June 30, 2025 11:00 am	07/02/2025

Volatile Organics, 8260 - TCL-SOM

Log-in Notes:

Sample Notes:

Sample Prepared by Method: EPA 5030B

CAS No.	Parameter	Result	Flag	Units	Reported to LOD/MDL	LOQ	Dilution	Reference Method	Date/Time Prepared	Date/Time Analyzed	Analyst
75-00-3	Chloroethane	ND		ug/L	0.448	0.500	1	EPA 8260D Certifications:	07/11/2025 08:00	07/11/2025 16:10	PMB CTDOH-PH-0723,NELAC-NY10854,NELAC-NY12058,NJDEP-CT
67-66-3	**Chloroform**	**0.350**		ug/L	0.243	0.500	1	EPA 8260D Certifications:	07/11/2025 08:00	07/11/2025 16:10	PMB CTDOH-PH-0723,NELAC-NY10854,NELAC-NY12058,NJDEP-CT
74-87-3	Chloromethane	ND		ug/L	0.372	0.500	1	EPA 8260D Certifications:	07/11/2025 08:00	07/11/2025 16:10	PMB CTDOH-PH-0723,NELAC-NY10854,NELAC-NY12058,NJDEP-CT
156-59-2	**cis-1,2-Dichloroethylene**	**15.0**		ug/L	0.294	0.500	1	EPA 8260D Certifications:	07/11/2025 08:00	07/11/2025 16:10	PMB CTDOH-PH-0723,NELAC-NY10854,NELAC-NY12058,NJDEP-CT
10061-01-5	cis-1,3-Dichloropropylene	ND		ug/L	0.262	0.500	1	EPA 8260D Certifications:	07/11/2025 08:00	07/11/2025 16:10	PMB CTDOH-PH-0723,NELAC-NY10854,NELAC-NY12058,NJDEP-CT
110-82-7	Cyclohexane	ND		ug/L	0.491	0.500	1	EPA 8260D Certifications:	07/11/2025 08:00	07/11/2025 16:10	PMB NELAC-NY10854,NELAC-NY12058,NJDEP-CT005,PADEP-68-04
124-48-1	Dibromochloromethane	ND		ug/L	0.146	0.500	1	EPA 8260D Certifications:	07/11/2025 08:00	07/11/2025 16:10	PMB CTDOH-PH-0723,NELAC-NY10854,NELAC-NY12058,NJDEP-CT
75-71-8	Dichlorodifluoromethane	ND	CCVE, ICVE	ug/L	0.451	0.500	1	EPA 8260D Certifications:	07/11/2025 08:00	07/11/2025 16:10	PMB NELAC-NY10854,NELAC-NY12058,NJDEP-CT005,PADEP-68-04
100-41-4	Ethyl Benzene	ND		ug/L	0.290	0.500	1	EPA 8260D Certifications:	07/11/2025 08:00	07/11/2025 16:10	PMB CTDOH-PH-0723,NELAC-NY10854,NELAC-NY12058,NJDEP-CT
98-82-8	Isopropylbenzene	ND		ug/L	0.405	0.500	1	EPA 8260D Certifications:	07/11/2025 08:00	07/11/2025 16:10	PMB CTDOH-PH-0723,NELAC-NY10854,NELAC-NY12058,NJDEP-CT
79-20-9	Methyl acetate	ND	CCVE, ICVE, QL-02	ug/L	0.442	0.500	1	EPA 8260D Certifications:	07/11/2025 08:00	07/11/2025 16:10	PMB NELAC-NY10854,NELAC-NY12058,NJDEP-CT005,PADEP-68-04
1634-04-4	**Methyl tert-butyl ether (MTBE)**	**6.78**		ug/L	0.244	0.500	1	EPA 8260D Certifications:	07/11/2025 08:00	07/11/2025 16:10	PMB CTDOH-PH-0723,NELAC-NY10854,NELAC-NY12058,NJDEP-CT
108-87-2	Methylcyclohexane	ND		ug/L	0.477	0.500	1	EPA 8260D Certifications:	07/11/2025 08:00	07/11/2025 16:10	PMB NELAC-NY10854,NELAC-NY12058,NJDEP-CT005,PADEP-68-04
75-09-2	Methylene chloride	ND		ug/L	0.397	2.00	1	EPA 8260D Certifications:	07/11/2025 08:00	07/11/2025 16:10	PMB CTDOH-PH-0723,NELAC-NY10854,NELAC-NY12058,NJDEP-CT
95-47-6	o-Xylene	ND		ug/L	0.261	0.500	1	EPA 8260D Certifications:	07/11/2025 08:00	07/11/2025 16:10	PMB CTDOH-PH-0723,NELAC-NY10854,NELAC-NY12058,PADEP-68-
179601-23-1	p- & m- Xylenes	ND		ug/L	0.578	1.00	1	EPA 8260D Certifications:	07/11/2025 08:00	07/11/2025 16:10	PMB CTDOH-PH-0723,NELAC-NY10854,NELAC-NY12058,PADEP-68-
99-87-6	p-Isopropyltoluene	ND		ug/L	0.377	0.500	1	EPA 8260D Certifications:	07/11/2025 08:00	07/11/2025 16:10	PMB CTDOH-PH-0723,NELAC-NY10854,NELAC-NY12058,NJDEP-CT
100-42-5	Styrene	ND		ug/L	0.255	0.500	1	EPA 8260D Certifications:	07/11/2025 08:00	07/11/2025 16:10	PMB CTDOH-PH-0723,NELAC-NY10854,NELAC-NY12058,NJDEP-CT
127-18-4	**Tetrachloroethylene**	**1.88**	CCVE, ICVE, QL-02	ug/L	0.239	0.500	1	EPA 8260D Certifications:	07/11/2025 08:00	07/11/2025 16:10	PMB CTDOH-PH-0723,NELAC-NY10854,NELAC-NY12058,NJDEP-CT
108-88-3	Toluene	ND		ug/L	0.346	0.500	1	EPA 8260D Certifications:	07/11/2025 08:00	07/11/2025 16:10	PMB CTDOH-PH-0723,NELAC-NY10854,NELAC-NY12058,NJDEP-CT
156-60-5	trans-1,2-Dichloroethylene	ND		ug/L	0.279	0.500	1	EPA 8260D Certifications:	07/11/2025 08:00	07/11/2025 16:10	PMB CTDOH-PH-0723,NELAC-NY10854,NELAC-NY12058,NJDEP-CT
10061-02-6	trans-1,3-Dichloropropylene	ND		ug/L	0.229	0.500	1	EPA 8260D Certifications:	07/11/2025 08:00	07/11/2025 16:10	PMB CTDOH-PH-0723,NELAC-NY10854,NELAC-NY12058,NJDEP-CT

Sample Information

Client Sample ID: MW-5 **York Sample ID:** 25G0131-02

York Project (SDG) No.	Client Project ID	Matrix	Collection Date/Time	Date Received
25G0131	2222575.05 136 Fuller Road	Ground Water	June 30, 2025 11:00 am	07/02/2025

Volatile Organics, 8260 - TCL-SOM **Log-in Notes:** **Sample Notes:**

Sample Prepared by Method: EPA 5030B

CAS No.	Parameter	Result	Flag	Units	Reported to LOD/MDL	LOQ	Dilution	Reference Method	Date/Time Prepared	Date/Time Analyzed	Analyst
79-01-6	Trichloroethylene	ND		ug/L	0.249	0.500	1	EPA 8260D	07/11/2025 08:00	07/11/2025 16:10	PMB
								Certifications:	CTDOH-PH-0723,NELAC-NY10854,NELAC-NY12058,NJDEP-CT		
75-69-4	**Trichlorofluoromethane**	**0.700**		ug/L	0.337	0.500	1	EPA 8260D	07/11/2025 08:00	07/11/2025 16:10	PMB
								Certifications:	CTDOH-PH-0723,NELAC-NY10854,NELAC-NY12058,NJDEP-CT		
75-01-4	Vinyl Chloride	ND		ug/L	0.469	0.500	1	EPA 8260D	07/11/2025 08:00	07/11/2025 16:10	PMB
								Certifications:	CTDOH-PH-0723,NELAC-NY10854,NELAC-NY12058,NJDEP-CT		
1330-20-7	Xylenes, Total	ND		ug/L	0.839	1.50	1	EPA 8260D	07/11/2025 08:00	07/11/2025 16:10	PMB
								Certifications:	CTDOH-PH-0723,NELAC-NY10854,NELAC-NY12058,NJDEP-CT		

	Surrogate Recoveries	Result	Acceptance Range
17060-07-0	*Surrogate: SURR: 1,2-Dichloroethane-d4*	*95.1 %*	*70-130*
2037-26-5	*Surrogate: SURR: Toluene-d8*	*99.0 %*	*70-130*
460-00-4	*Surrogate: SURR: p-Bromofluorobenzene*	*107 %*	*70-130*

Sample Information

Client Sample ID: MW-7 **York Sample ID:** 25G0131-03

York Project (SDG) No.	Client Project ID	Matrix	Collection Date/Time	Date Received
25G0131	2222575.05 136 Fuller Road	Ground Water	June 30, 2025 2:35 pm	07/02/2025

Volatile Organics, 8260 - TCL-SOM **Log-in Notes:** **Sample Notes:**

Sample Prepared by Method: EPA 5030B

CAS No.	Parameter	Result	Flag	Units	Reported to LOD/MDL	LOQ	Dilution	Reference Method	Date/Time Prepared	Date/Time Analyzed	Analyst
71-55-6	**1,1,1-Trichloroethane**	**4.21**		ug/L	0.266	0.500	1	EPA 8260D	07/11/2025 08:00	07/11/2025 16:38	PMB
								Certifications:	CTDOH-PH-0723,NELAC-NY10854,NELAC-NY12058,NJDEP-CT		
79-34-5	1,1,2,2-Tetrachloroethane	ND		ug/L	0.256	0.500	1	EPA 8260D	07/11/2025 08:00	07/11/2025 16:38	PMB
								Certifications:	CTDOH-PH-0723,NELAC-NY10854,NELAC-NY12058,NJDEP-CT		
76-13-1	1,1,2-Trichloro-1,2,2-trifluoroethane (Freon 113)	ND		ug/L	0.286	0.500	1	EPA 8260D	07/11/2025 08:00	07/11/2025 16:38	PMB
								Certifications:	CTDOH-PH-0723,NELAC-NY10854,NELAC-NY12058,NJDEP-CT		
79-00-5	1,1,2-Trichloroethane	ND		ug/L	0.249	0.500	1	EPA 8260D	07/11/2025 08:00	07/11/2025 16:38	PMB
								Certifications:	CTDOH-PH-0723,NELAC-NY10854,NELAC-NY12058,NJDEP-CT		
75-34-3	**1,1-Dichloroethane**	**38.9**		ug/L	0.272	0.500	1	EPA 8260D	07/11/2025 08:00	07/11/2025 16:38	PMB
								Certifications:	CTDOH-PH-0723,NELAC-NY10854,NELAC-NY12058,NJDEP-CT		
75-35-4	**1,1-Dichloroethylene**	**1.11**		ug/L	0.327	0.500	1	EPA 8260D	07/11/2025 08:00	07/11/2025 16:38	PMB
								Certifications:	CTDOH-PH-0723,NELAC-NY10854,NELAC-NY12058,NJDEP-CT		
87-61-6	1,2,3-Trichlorobenzene	ND	CCVE, QL-02	ug/L	0.222	0.500	1	EPA 8260D	07/11/2025 08:00	07/11/2025 16:38	PMB
								Certifications:	NELAC-NY10854,NELAC-NY12058,NJDEP-CT005,PADEP-68-04		
120-82-1	**1,2,4-Trichlorobenzene**	**0.660**		ug/L	0.138	0.500	1	EPA 8260D	07/11/2025 08:00	07/11/2025 16:38	PMB
								Certifications:	NELAC-NY10854,NELAC-NY12058,NJDEP-CT005,PADEP-68-04		
96-12-8	1,2-Dibromo-3-chloropropane	ND		ug/L	0.432	0.500	1	EPA 8260D	07/11/2025 08:00	07/11/2025 16:38	PMB
								Certifications:	CTDOH-PH-0723,NELAC-NY10854,NELAC-NY12058,NJDEP-CT		

Sample Information

Client Sample ID: MW-7 **York Sample ID:** 25G0131-03

York Project (SDG) No.	Client Project ID	Matrix	Collection Date/Time	Date Received
25G0131	2222575.05 136 Fuller Road	Ground Water	June 30, 2025 2:35 pm	07/02/2025

Volatile Organics, 8260 - TCL-SOM

Log-in Notes:

Sample Notes:

Sample Prepared by Method: EPA 5030B

CAS No.	Parameter	Result	Flag	Units	Reported to LOD/MDL	LOQ	Dilution	Reference Method	Date/Time Prepared	Date/Time Analyzed	Analyst
106-93-4	1,2-Dibromoethane	ND		ug/L	0.215	0.500	1	EPA 8260D Certifications:	07/11/2025 08:00	07/11/2025 16:38	PMB CTDOH-PH-0723,NELAC-NY10854,NELAC-NY12058,NJDEP-CT
95-50-1	**1,2-Dichlorobenzene**	**16.0**		ug/L	0.270	0.500	1	EPA 8260D Certifications:	07/11/2025 08:00	07/11/2025 16:38	PMB CTDOH-PH-0723,NELAC-NY10854,NELAC-NY12058,NJDEP-CT
107-06-2	1,2-Dichloroethane	ND		ug/L	0.377	0.500	1	EPA 8260D Certifications:	07/11/2025 08:00	07/11/2025 16:38	PMB CTDOH-PH-0723,NELAC-NY10854,NELAC-NY12058,NJDEP-CT
78-87-5	1,2-Dichloropropane	ND		ug/L	0.327	0.500	1	EPA 8260D Certifications:	07/11/2025 08:00	07/11/2025 16:38	PMB CTDOH-PH-0723,NELAC-NY10854,NELAC-NY12058,NJDEP-CT
541-73-1	**1,3-Dichlorobenzene**	**0.310**		ug/L	0.283	0.500	1	EPA 8260D Certifications:	07/11/2025 08:00	07/11/2025 16:38	PMB CTDOH-PH-0723,NELAC-NY10854,NELAC-NY12058,NJDEP-CT
106-46-7	**1,4-Dichlorobenzene**	**4.91**		ug/L	0.311	0.500	1	EPA 8260D Certifications:	07/11/2025 08:00	07/11/2025 16:38	PMB CTDOH-PH-0723,NELAC-NY10854,NELAC-NY12058,NJDEP-CT
78-93-3	2-Butanone	ND		ug/L	0.421	0.500	1	EPA 8260D Certifications:	07/11/2025 08:00	07/11/2025 16:38	PMB CTDOH-PH-0723,NELAC-NY10854,NELAC-NY12058,NJDEP-CT
591-78-6	2-Hexanone	ND		ug/L	0.320	0.500	1	EPA 8260D Certifications:	07/11/2025 08:00	07/11/2025 16:38	PMB CTDOH-PH-0723,NELAC-NY10854,NELAC-NY12058,NJDEP-CT
108-10-1	4-Methyl-2-pentanone	ND		ug/L	0.365	0.500	1	EPA 8260D Certifications:	07/11/2025 08:00	07/11/2025 16:38	PMB CTDOH-PH-0723,NELAC-NY10854,NELAC-NY12058,NJDEP-CT
67-64-1	**Acetone**	**2.92**	CCVE, B	ug/L	1.34	2.00	1	EPA 8260D Certifications:	07/11/2025 08:00	07/11/2025 16:38	PMB CTDOH-PH-0723,NELAC-NY10854,NELAC-NY12058,NJDEP-CT
71-43-2	Benzene	ND		ug/L	0.279	0.500	1	EPA 8260D Certifications:	07/11/2025 08:00	07/11/2025 16:38	PMB CTDOH-PH-0723,NELAC-NY10854,NELAC-NY12058,NJDEP-CT
74-97-5	Bromochloromethane	ND		ug/L	0.354	0.500	1	EPA 8260D Certifications:	07/11/2025 08:00	07/11/2025 16:38	PMB NELAC-NY10854,NELAC-NY12058,NJDEP-CT005,PADEP-68-04
75-27-4	Bromodichloromethane	ND		ug/L	0.245	0.500	1	EPA 8260D Certifications:	07/11/2025 08:00	07/11/2025 16:38	PMB CTDOH-PH-0723,NELAC-NY10854,NELAC-NY12058,NJDEP-CT
75-25-2	Bromoform	ND	CCVE	ug/L	0.163	0.500	1	EPA 8260D Certifications:	07/11/2025 08:00	07/11/2025 16:38	PMB CTDOH-PH-0723,NELAC-NY10854,NELAC-NY12058,NJDEP-CT
74-83-9	Bromomethane	ND	CCVE	ug/L	0.500	2.00	1	EPA 8260D Certifications:	07/11/2025 08:00	07/11/2025 16:38	PMB CTDOH-PH-0723,NELAC-NY10854,NELAC-NY12058,NJDEP-CT
75-15-0	Carbon disulfide	ND		ug/L	0.362	0.500	1	EPA 8260D Certifications:	07/11/2025 08:00	07/11/2025 16:38	PMB CTDOH-PH-0723,NELAC-NY10854,NELAC-NY12058,NJDEP-CT
56-23-5	Carbon tetrachloride	ND	CCVE, QL-02	ug/L	0.204	0.500	1	EPA 8260D Certifications:	07/11/2025 08:00	07/11/2025 16:38	PMB CTDOH-PH-0723,NELAC-NY10854,NELAC-NY12058,NJDEP-CT
108-90-7	Chlorobenzene	ND		ug/L	0.284	0.500	1	EPA 8260D Certifications:	07/11/2025 08:00	07/11/2025 16:38	PMB CTDOH-PH-0723,NELAC-NY10854,NELAC-NY12058,NJDEP-CT
75-00-3	Chloroethane	ND		ug/L	0.448	0.500	1	EPA 8260D Certifications:	07/11/2025 08:00	07/11/2025 16:38	PMB CTDOH-PH-0723,NELAC-NY10854,NELAC-NY12058,NJDEP-CT
67-66-3	Chloroform	ND		ug/L	0.243	0.500	1	EPA 8260D Certifications:	07/11/2025 08:00	07/11/2025 16:38	PMB CTDOH-PH-0723,NELAC-NY10854,NELAC-NY12058,NJDEP-CT
74-87-3	Chloromethane	ND		ug/L	0.372	0.500	1	EPA 8260D Certifications:	07/11/2025 08:00	07/11/2025 16:38	PMB CTDOH-PH-0723,NELAC-NY10854,NELAC-NY12058,NJDEP-CT
156-59-2	**cis-1,2-Dichloroethylene**	**10.1**		ug/L	0.294	0.500	1	EPA 8260D Certifications:	07/11/2025 08:00	07/11/2025 16:38	PMB CTDOH-PH-0723,NELAC-NY10854,NELAC-NY12058,NJDEP-CT
10061-01-5	cis-1,3-Dichloropropylene	ND		ug/L	0.262	0.500	1	EPA 8260D Certifications:	07/11/2025 08:00	07/11/2025 16:38	PMB CTDOH-PH-0723,NELAC-NY10854,NELAC-NY12058,NJDEP-CT

Sample Information

Client Sample ID: MW-7 **York Sample ID:** 25G0131-03

York Project (SDG) No.	Client Project ID	Matrix	Collection Date/Time	Date Received
25G0131	2222575.05 136 Fuller Road	Ground Water	June 30, 2025 2:35 pm	07/02/2025

Volatile Organics, 8260 - TCL-SOM

Log-in Notes:

Sample Notes:

Sample Prepared by Method: EPA 5030B

CAS No.	Parameter	Result	Flag	Units	Reported to LOD/MDL	LOQ	Dilution	Reference Method	Date/Time Prepared	Date/Time Analyzed	Analyst
110-82-7	Cyclohexane	ND		ug/L	0.491	0.500	1	EPA 8260D Certifications:	07/11/2025 08:00	07/11/2025 16:38	PMB NELAC-NY10854,NELAC-NY12058,NJDEP-CT005,PADEP-68-04
124-48-1	Dibromochloromethane	ND		ug/L	0.146	0.500	1	EPA 8260D Certifications:	07/11/2025 08:00	07/11/2025 16:38	PMB CTDOH-PH-0723,NELAC-NY10854,NELAC-NY12058,NJDEP-CT
75-71-8	Dichlorodifluoromethane	ND	CCVE, ICVE	ug/L	0.451	0.500	1	EPA 8260D Certifications:	07/11/2025 08:00	07/11/2025 16:38	PMB NELAC-NY10854,NELAC-NY12058,NJDEP-CT005,PADEP-68-04
100-41-4	Ethyl Benzene	ND		ug/L	0.290	0.500	1	EPA 8260D Certifications:	07/11/2025 08:00	07/11/2025 16:38	PMB CTDOH-PH-0723,NELAC-NY10854,NELAC-NY12058,NJDEP-CT
98-82-8	Isopropylbenzene	ND		ug/L	0.405	0.500	1	EPA 8260D Certifications:	07/11/2025 08:00	07/11/2025 16:38	PMB CTDOH-PH-0723,NELAC-NY10854,NELAC-NY12058,NJDEP-CT
79-20-9	Methyl acetate	ND	CCVE, ICVE, QL-02	ug/L	0.442	0.500	1	EPA 8260D Certifications:	07/11/2025 08:00	07/11/2025 16:38	PMB NELAC-NY10854,NELAC-NY12058,NJDEP-CT005,PADEP-68-04
1634-04-4	Methyl tert-butyl ether (MTBE)	ND		ug/L	0.244	0.500	1	EPA 8260D Certifications:	07/11/2025 08:00	07/11/2025 16:38	PMB CTDOH-PH-0723,NELAC-NY10854,NELAC-NY12058,NJDEP-CT
108-87-2	Methylcyclohexane	ND		ug/L	0.477	0.500	1	EPA 8260D Certifications:	07/11/2025 08:00	07/11/2025 16:38	PMB NELAC-NY10854,NELAC-NY12058,NJDEP-CT005,PADEP-68-04
75-09-2	Methylene chloride	ND		ug/L	0.397	2.00	1	EPA 8260D Certifications:	07/11/2025 08:00	07/11/2025 16:38	PMB CTDOH-PH-0723,NELAC-NY10854,NELAC-NY12058,NJDEP-CT
95-47-6	o-Xylene	ND		ug/L	0.261	0.500	1	EPA 8260D Certifications:	07/11/2025 08:00	07/11/2025 16:38	PMB CTDOH-PH-0723,NELAC-NY10854,NELAC-NY12058,PADEP-68-
179601-23-1	p- & m- Xylenes	ND		ug/L	0.578	1.00	1	EPA 8260D Certifications:	07/11/2025 08:00	07/11/2025 16:38	PMB CTDOH-PH-0723,NELAC-NY10854,NELAC-NY12058,PADEP-68-
99-87-6	p-Isopropyltoluene	ND		ug/L	0.377	0.500	1	EPA 8260D Certifications:	07/11/2025 08:00	07/11/2025 16:38	PMB CTDOH-PH-0723,NELAC-NY10854,NELAC-NY12058,NJDEP-CT
100-42-5	Styrene	ND		ug/L	0.255	0.500	1	EPA 8260D Certifications:	07/11/2025 08:00	07/11/2025 16:38	PMB CTDOH-PH-0723,NELAC-NY10854,NELAC-NY12058,NJDEP-CT
127-18-4	**Tetrachloroethylene**	**24.6**	CCVE, ICVE, QL-02	ug/L	0.239	0.500	1	EPA 8260D Certifications:	07/11/2025 08:00	07/11/2025 16:38	PMB CTDOH-PH-0723,NELAC-NY10854,NELAC-NY12058,NJDEP-C
108-88-3	Toluene	ND		ug/L	0.346	0.500	1	EPA 8260D Certifications:	07/11/2025 08:00	07/11/2025 16:38	PMB CTDOH-PH-0723,NELAC-NY10854,NELAC-NY12058,NJDEP-CT
156-60-5	trans-1,2-Dichloroethylene	ND		ug/L	0.279	0.500	1	EPA 8260D Certifications:	07/11/2025 08:00	07/11/2025 16:38	PMB CTDOH-PH-0723,NELAC-NY10854,NELAC-NY12058,NJDEP-CT
10061-02-6	trans-1,3-Dichloropropylene	ND		ug/L	0.229	0.500	1	EPA 8260D Certifications:	07/11/2025 08:00	07/11/2025 16:38	PMB CTDOH-PH-0723,NELAC-NY10854,NELAC-NY12058,NJDEP-CT
79-01-6	**Trichloroethylene**	**1.37**		ug/L	0.249	0.500	1	EPA 8260D Certifications:	07/11/2025 08:00	07/11/2025 16:38	PMB CTDOH-PH-0723,NELAC-NY10854,NELAC-NY12058,NJDEP-C
75-69-4	Trichlorofluoromethane	ND		ug/L	0.337	0.500	1	EPA 8260D Certifications:	07/11/2025 08:00	07/11/2025 16:38	PMB CTDOH-PH-0723,NELAC-NY10854,NELAC-NY12058,NJDEP-CT
75-01-4	Vinyl Chloride	ND		ug/L	0.469	0.500	1	EPA 8260D Certifications:	07/11/2025 08:00	07/11/2025 16:38	PMB CTDOH-PH-0723,NELAC-NY10854,NELAC-NY12058,NJDEP-CT
1330-20-7	Xylenes, Total	ND		ug/L	0.839	1.50	1	EPA 8260D Certifications:	07/11/2025 08:00	07/11/2025 16:38	PMB CTDOH-PH-0723,NELAC-NY10854,NELAC-NY12058,NJDEP-CT

	Surrogate Recoveries	Result	Acceptance Range
17060-07-0	*Surrogate: SURR: 1,2-Dichloroethane-d4*	*94.1 %*	*70-130*

Sample Information

Client Sample ID: MW-7 **York Sample ID:** 25G0131-03

York Project (SDG) No.	Client Project ID	Matrix	Collection Date/Time	Date Received
25G0131	2222575.05 136 Fuller Road	Ground Water	June 30, 2025 2:35 pm	07/02/2025

Volatile Organics, 8260 - TCL-SOM **Log-in Notes:** **Sample Notes:**

Sample Prepared by Method: EPA 5030B

CAS No.	Parameter	Result	Flag	Units	Reported to LOD/MDL	LOQ	Dilution	Reference Method	Date/Time Prepared	Date/Time Analyzed	Analyst
2037-26-5	*Surrogate: SURR: Toluene-d8*	*99.8 %*			*70-130*						
460-00-4	*Surrogate: SURR: p-Bromofluorobenzene*	*107 %*			*70-130*						

Sample Information

Client Sample ID: MW-9 **York Sample ID:** 25G0131-04

York Project (SDG) No.	Client Project ID	Matrix	Collection Date/Time	Date Received
25G0131	2222575.05 136 Fuller Road	Ground Water	July 1, 2025 9:05 am	07/02/2025

Volatile Organics, 8260 - TCL-SOM **Log-in Notes:** **Sample Notes:**

Sample Prepared by Method: EPA 5030B

CAS No.	Parameter	Result	Flag	Units	Reported to LOD/MDL	LOQ	Dilution	Reference Method	Date/Time Prepared	Date/Time Analyzed	Analyst
71-55-6	1,1,1-Trichloroethane	ND		ug/L	0.266	0.500	1	EPA 8260D Certifications:	07/11/2025 08:00	07/11/2025 15:12 CTDOH-PH-0723,NELAC-NY10854,NELAC-NY12058,NJDEP-CT	PMB
79-34-5	1,1,2,2-Tetrachloroethane	ND		ug/L	0.256	0.500	1	EPA 8260D Certifications:	07/11/2025 08:00	07/11/2025 15:12 CTDOH-PH-0723,NELAC-NY10854,NELAC-NY12058,NJDEP-CT	PMB
76-13-1	1,1,2-Trichloro-1,2,2-trifluoroethane (Freon 113)	ND		ug/L	0.286	0.500	1	EPA 8260D Certifications:	07/11/2025 08:00	07/11/2025 15:12 CTDOH-PH-0723,NELAC-NY10854,NELAC-NY12058,NJDEP-CT	PMB
79-00-5	1,1,2-Trichloroethane	ND		ug/L	0.249	0.500	1	EPA 8260D Certifications:	07/11/2025 08:00	07/11/2025 15:12 CTDOH-PH-0723,NELAC-NY10854,NELAC-NY12058,NJDEP-CT	PMB
75-34-3	**1,1-Dichloroethane**	**2.95**		ug/L	0.272	0.500	1	EPA 8260D Certifications:	07/11/2025 08:00	07/11/2025 15:12 CTDOH-PH-0723,NELAC-NY10854,NELAC-NY12058,NJDEP-C	PMB
75-35-4	**1,1-Dichloroethylene**	**1.09**		ug/L	0.327	0.500	1	EPA 8260D Certifications:	07/11/2025 08:00	07/11/2025 15:12 CTDOH-PH-0723,NELAC-NY10854,NELAC-NY12058,NJDEP-C	PMB
87-61-6	1,2,3-Trichlorobenzene	ND	CCVE, QL-02	ug/L	0.222	0.500	1	EPA 8260D Certifications:	07/11/2025 08:00	07/11/2025 15:12 NELAC-NY10854,NELAC-NY12058,NJDEP-CT005,PADEP-68-04	PMB
120-82-1	1,2,4-Trichlorobenzene	ND		ug/L	0.138	0.500	1	EPA 8260D Certifications:	07/11/2025 08:00	07/11/2025 15:12 NELAC-NY10854,NELAC-NY12058,NJDEP-CT005,PADEP-68-04	PMB
96-12-8	1,2-Dibromo-3-chloropropane	ND		ug/L	0.432	0.500	1	EPA 8260D Certifications:	07/11/2025 08:00	07/11/2025 15:12 CTDOH-PH-0723,NELAC-NY10854,NELAC-NY12058,NJDEP-CT	PMB
106-93-4	1,2-Dibromoethane	ND		ug/L	0.215	0.500	1	EPA 8260D Certifications:	07/11/2025 08:00	07/11/2025 15:12 CTDOH-PH-0723,NELAC-NY10854,NELAC-NY12058,NJDEP-CT	PMB
95-50-1	1,2-Dichlorobenzene	ND		ug/L	0.270	0.500	1	EPA 8260D Certifications:	07/11/2025 08:00	07/11/2025 15:12 CTDOH-PH-0723,NELAC-NY10854,NELAC-NY12058,NJDEP-CT	PMB
107-06-2	1,2-Dichloroethane	ND		ug/L	0.377	0.500	1	EPA 8260D Certifications:	07/11/2025 08:00	07/11/2025 15:12 CTDOH-PH-0723,NELAC-NY10854,NELAC-NY12058,NJDEP-CT	PMB
78-87-5	1,2-Dichloropropane	ND		ug/L	0.327	0.500	1	EPA 8260D Certifications:	07/11/2025 08:00	07/11/2025 15:12 CTDOH-PH-0723,NELAC-NY10854,NELAC-NY12058,NJDEP-CT	PMB
541-73-1	1,3-Dichlorobenzene	ND		ug/L	0.283	0.500	1	EPA 8260D Certifications:	07/11/2025 08:00	07/11/2025 15:12 CTDOH-PH-0723,NELAC-NY10854,NELAC-NY12058,NJDEP-CT	PMB
106-46-7	1,4-Dichlorobenzene	ND		ug/L	0.311	0.500	1	EPA 8260D Certifications:	07/11/2025 08:00	07/11/2025 15:12 CTDOH-PH-0723,NELAC-NY10854,NELAC-NY12058,NJDEP-CT	PMB

Sample Information

Client Sample ID: MW-9 **York Sample ID:** 25G0131-04

York Project (SDG) No.	Client Project ID	Matrix	Collection Date/Time	Date Received
25G0131	2222575.05 136 Fuller Road	Ground Water	July 1, 2025 9:05 am	07/02/2025

Volatile Organics, 8260 - TCL-SOM

Log-in Notes:

Sample Notes:

Sample Prepared by Method: EPA 5030B

CAS No.	Parameter	Result	Flag	Units	Reported to LOD/MDL	LOQ	Dilution	Reference Method	Date/Time Prepared	Date/Time Analyzed	Analyst
78-93-3	2-Butanone	ND		ug/L	0.421	0.500	1	EPA 8260D Certifications:	07/11/2025 08:00	07/11/2025 15:12	PMB CTDOH-PH-0723,NELAC-NY10854,NELAC-NY12058,NJDEP-CT
591-78-6	2-Hexanone	ND		ug/L	0.320	0.500	1	EPA 8260D Certifications:	07/11/2025 08:00	07/11/2025 15:12	PMB CTDOH-PH-0723,NELAC-NY10854,NELAC-NY12058,NJDEP-CT
108-10-1	4-Methyl-2-pentanone	ND		ug/L	0.365	0.500	1	EPA 8260D Certifications:	07/11/2025 08:00	07/11/2025 15:12	PMB CTDOH-PH-0723,NELAC-NY10854,NELAC-NY12058,NJDEP-CT
67-64-1	**Acetone**	**6.08**	CCVE, B	ug/L	1.34	2.00	1	EPA 8260D Certifications:	07/11/2025 08:00	07/11/2025 15:12	PMB CTDOH-PH-0723,NELAC-NY10854,NELAC-NY12058,NJDEP-C
71-43-2	Benzene	ND		ug/L	0.279	0.500	1	EPA 8260D Certifications:	07/11/2025 08:00	07/11/2025 15:12	PMB CTDOH-PH-0723,NELAC-NY10854,NELAC-NY12058,NJDEP-CT
74-97-5	Bromochloromethane	ND		ug/L	0.354	0.500	1	EPA 8260D Certifications:	07/11/2025 08:00	07/11/2025 15:12	PMB NELAC-NY10854,NELAC-NY12058,NJDEP-CT005,PADEP-68-04
75-27-4	Bromodichloromethane	ND		ug/L	0.245	0.500	1	EPA 8260D Certifications:	07/11/2025 08:00	07/11/2025 15:12	PMB CTDOH-PH-0723,NELAC-NY10854,NELAC-NY12058,NJDEP-CT
75-25-2	Bromoform	ND	CCVE	ug/L	0.163	0.500	1	EPA 8260D Certifications:	07/11/2025 08:00	07/11/2025 15:12	PMB CTDOH-PH-0723,NELAC-NY10854,NELAC-NY12058,NJDEP-CT
74-83-9	Bromomethane	ND	CCVE	ug/L	0.500	2.00	1	EPA 8260D Certifications:	07/11/2025 08:00	07/11/2025 15:12	PMB CTDOH-PH-0723,NELAC-NY10854,NELAC-NY12058,NJDEP-CT
75-15-0	Carbon disulfide	ND		ug/L	0.362	0.500	1	EPA 8260D Certifications:	07/11/2025 08:00	07/11/2025 15:12	PMB CTDOH-PH-0723,NELAC-NY10854,NELAC-NY12058,NJDEP-CT
56-23-5	Carbon tetrachloride	ND	CCVE, QL-02	ug/L	0.204	0.500	1	EPA 8260D Certifications:	07/11/2025 08:00	07/11/2025 15:12	PMB CTDOH-PH-0723,NELAC-NY10854,NELAC-NY12058,NJDEP-CT
108-90-7	Chlorobenzene	ND		ug/L	0.284	0.500	1	EPA 8260D Certifications:	07/11/2025 08:00	07/11/2025 15:12	PMB CTDOH-PH-0723,NELAC-NY10854,NELAC-NY12058,NJDEP-CT
75-00-3	Chloroethane	ND		ug/L	0.448	0.500	1	EPA 8260D Certifications:	07/11/2025 08:00	07/11/2025 15:12	PMB CTDOH-PH-0723,NELAC-NY10854,NELAC-NY12058,NJDEP-CT
67-66-3	Chloroform	ND		ug/L	0.243	0.500	1	EPA 8260D Certifications:	07/11/2025 08:00	07/11/2025 15:12	PMB CTDOH-PH-0723,NELAC-NY10854,NELAC-NY12058,NJDEP-CT
74-87-3	Chloromethane	ND		ug/L	0.372	0.500	1	EPA 8260D Certifications:	07/11/2025 08:00	07/11/2025 15:12	PMB CTDOH-PH-0723,NELAC-NY10854,NELAC-NY12058,NJDEP-CT
156-59-2	**cis-1,2-Dichloroethylene**	**0.580**		ug/L	0.294	0.500	1	EPA 8260D Certifications:	07/11/2025 08:00	07/11/2025 15:12	PMB CTDOH-PH-0723,NELAC-NY10854,NELAC-NY12058,NJDEP-C
10061-01-5	cis-1,3-Dichloropropylene	ND		ug/L	0.262	0.500	1	EPA 8260D Certifications:	07/11/2025 08:00	07/11/2025 15:12	PMB CTDOH-PH-0723,NELAC-NY10854,NELAC-NY12058,NJDEP-CT
110-82-7	Cyclohexane	ND		ug/L	0.491	0.500	1	EPA 8260D Certifications:	07/11/2025 08:00	07/11/2025 15:12	PMB NELAC-NY10854,NELAC-NY12058,NJDEP-CT005,PADEP-68-04
124-48-1	Dibromochloromethane	ND		ug/L	0.146	0.500	1	EPA 8260D Certifications:	07/11/2025 08:00	07/11/2025 15:12	PMB CTDOH-PH-0723,NELAC-NY10854,NELAC-NY12058,NJDEP-CT
75-71-8	**Dichlorodifluoromethane**	**6.46**	CCVE, ICVE	ug/L	0.451	0.500	1	EPA 8260D Certifications:	07/11/2025 08:00	07/11/2025 15:12	PMB NELAC-NY10854,NELAC-NY12058,NJDEP-CT005,PADEP-68-0
100-41-4	Ethyl Benzene	ND		ug/L	0.290	0.500	1	EPA 8260D Certifications:	07/11/2025 08:00	07/11/2025 15:12	PMB CTDOH-PH-0723,NELAC-NY10854,NELAC-NY12058,NJDEP-CT
98-82-8	Isopropylbenzene	ND		ug/L	0.405	0.500	1	EPA 8260D Certifications:	07/11/2025 08:00	07/11/2025 15:12	PMB CTDOH-PH-0723,NELAC-NY10854,NELAC-NY12058,NJDEP-CT
79-20-9	Methyl acetate	ND	CCVE, ICVE, QL-02	ug/L	0.442	0.500	1	EPA 8260D Certifications:	07/11/2025 08:00	07/11/2025 15:12	PMB NELAC-NY10854,NELAC-NY12058,NJDEP-CT005,PADEP-68-04

Sample Information

Client Sample ID: MW-9 **York Sample ID:** 25G0131-04

York Project (SDG) No.	Client Project ID	Matrix	Collection Date/Time	Date Received
25G0131	2222575.05 136 Fuller Road	Ground Water	July 1, 2025 9:05 am	07/02/2025

Volatile Organics, 8260 - TCL-SOM **Log-in Notes:** **Sample Notes:**

Sample Prepared by Method: EPA 5030B

CAS No.	Parameter	Result	Flag	Units	Reported to LOD/MDL	LOQ	Dilution	Reference Method	Date/Time Prepared	Date/Time Analyzed	Analyst
1634-04-4	Methyl tert-butyl ether (MTBE)	ND		ug/L	0.244	0.500	1	EPA 8260D Certifications:	07/11/2025 08:00	07/11/2025 15:12	PMB CTDOH-PH-0723,NELAC-NY10854,NELAC-NY12058,NJDEP-CT
108-87-2	Methylcyclohexane	ND		ug/L	0.477	0.500	1	EPA 8260D Certifications:	07/11/2025 08:00	07/11/2025 15:12	PMB NELAC-NY10854,NELAC-NY12058,NJDEP-CT005,PADEP-68-04
75-09-2	Methylene chloride	ND		ug/L	0.397	2.00	1	EPA 8260D Certifications:	07/11/2025 08:00	07/11/2025 15:12	PMB CTDOH-PH-0723,NELAC-NY10854,NELAC-NY12058,NJDEP-CT
95-47-6	o-Xylene	ND		ug/L	0.261	0.500	1	EPA 8260D Certifications:	07/11/2025 08:00	07/11/2025 15:12	PMB CTDOH-PH-0723,NELAC-NY10854,NELAC-NY12058,PADEP-68
179601-23-1	p- & m- Xylenes	ND		ug/L	0.578	1.00	1	EPA 8260D Certifications:	07/11/2025 08:00	07/11/2025 15:12	PMB CTDOH-PH-0723,NELAC-NY10854,NELAC-NY12058,PADEP-68
99-87-6	p-Isopropyltoluene	ND		ug/L	0.377	0.500	1	EPA 8260D Certifications:	07/11/2025 08:00	07/11/2025 15:12	PMB CTDOH-PH-0723,NELAC-NY10854,NELAC-NY12058,NJDEP-CT
100-42-5	Styrene	ND		ug/L	0.255	0.500	1	EPA 8260D Certifications:	07/11/2025 08:00	07/11/2025 15:12	PMB CTDOH-PH-0723,NELAC-NY10854,NELAC-NY12058,NJDEP-CT
127-18-4	**Tetrachloroethylene**	**0.470**	CCVE, ICVE, QL-02	ug/L	0.239	0.500	1	EPA 8260D Certifications:	07/11/2025 08:00	07/11/2025 15:12	PMB CTDOH-PH-0723,NELAC-NY10854,NELAC-NY12058,NJDEP-C
108-88-3	Toluene	ND		ug/L	0.346	0.500	1	EPA 8260D Certifications:	07/11/2025 08:00	07/11/2025 15:12	PMB CTDOH-PH-0723,NELAC-NY10854,NELAC-NY12058,NJDEP-CT
156-60-5	trans-1,2-Dichloroethylene	ND		ug/L	0.279	0.500	1	EPA 8260D Certifications:	07/11/2025 08:00	07/11/2025 15:12	PMB CTDOH-PH-0723,NELAC-NY10854,NELAC-NY12058,NJDEP-CT
10061-02-6	trans-1,3-Dichloropropylene	ND		ug/L	0.229	0.500	1	EPA 8260D Certifications:	07/11/2025 08:00	07/11/2025 15:12	PMB CTDOH-PH-0723,NELAC-NY10854,NELAC-NY12058,NJDEP-CT
79-01-6	Trichloroethylene	ND		ug/L	0.249	0.500	1	EPA 8260D Certifications:	07/11/2025 08:00	07/11/2025 15:12	PMB CTDOH-PH-0723,NELAC-NY10854,NELAC-NY12058,NJDEP-CT
75-69-4	**Trichlorofluoromethane**	**0.450**		ug/L	0.337	0.500	1	EPA 8260D Certifications:	07/11/2025 08:00	07/11/2025 15:12	PMB CTDOH-PH-0723,NELAC-NY10854,NELAC-NY12058,NJDEP-C
75-01-4	Vinyl Chloride	ND		ug/L	0.469	0.500	1	EPA 8260D Certifications:	07/11/2025 08:00	07/11/2025 15:12	PMB CTDOH-PH-0723,NELAC-NY10854,NELAC-NY12058,NJDEP-CT
1330-20-7	Xylenes, Total	ND		ug/L	0.839	1.50	1	EPA 8260D Certifications:	07/11/2025 08:00	07/11/2025 15:12	PMB CTDOH-PH-0723,NELAC-NY10854,NELAC-NY12058,NJDEP-CT

	Surrogate Recoveries	Result	Acceptance Range
17060-07-0	*Surrogate: SURR: 1,2-Dichloroethane-d4*	*92.2 %*	*70-130*
2037-26-5	*Surrogate: SURR: Toluene-d8*	*101 %*	*70-130*
460-00-4	*Surrogate: SURR: p-Bromofluorobenzene*	*111 %*	*70-130*

Sample Information

Client Sample ID: MW-10 **York Sample ID:** 25G0131-05

York Project (SDG) No.	Client Project ID	Matrix	Collection Date/Time	Date Received
25G0131	2222575.05 136 Fuller Road	Ground Water	June 30, 2025 1:47 pm	07/02/2025

Sample Information

Client Sample ID: MW-10 **York Sample ID:** 25G0131-05

York Project (SDG) No.	Client Project ID	Matrix	Collection Date/Time	Date Received
25G0131	2222575.05 136 Fuller Road	Ground Water	June 30, 2025 1:47 pm	07/02/2025

Volatile Organics, 8260 - TCL-SOM **Log-in Notes:** **Sample Notes:**

Sample Prepared by Method: EPA 5030B

CAS No.	Parameter	Result	Flag	Units	Reported to LOD/MDL	LOQ	Dilution	Reference Method	Date/Time Prepared	Date/Time Analyzed	Analyst
71-55-6	**1,1,1-Trichloroethane**	**7.82**		ug/L	0.266	0.500	1	EPA 8260D	07/11/2025 08:00	07/11/2025 17:07	PMB
								Certifications:	CTDOH-PH-0723,NELAC-NY10854,NELAC-NY12058,NJDEP-C		
79-34-5	1,1,2,2-Tetrachloroethane	ND		ug/L	0.256	0.500	1	EPA 8260D	07/11/2025 08:00	07/11/2025 17:07	PMB
								Certifications:	CTDOH-PH-0723,NELAC-NY10854,NELAC-NY12058,NJDEP-CT		
76-13-1	1,1,2-Trichloro-1,2,2-trifluoroethane (Freon 113)	ND		ug/L	0.286	0.500	1	EPA 8260D	07/11/2025 08:00	07/11/2025 17:07	PMB
								Certifications:	CTDOH-PH-0723,NELAC-NY10854,NELAC-NY12058,NJDEP-CT		
79-00-5	1,1,2-Trichloroethane	ND		ug/L	0.249	0.500	1	EPA 8260D	07/11/2025 08:00	07/11/2025 17:07	PMB
								Certifications:	CTDOH-PH-0723,NELAC-NY10854,NELAC-NY12058,NJDEP-CT		
75-34-3	**1,1-Dichloroethane**	**4.38**		ug/L	0.272	0.500	1	EPA 8260D	07/11/2025 08:00	07/11/2025 17:07	PMB
								Certifications:	CTDOH-PH-0723,NELAC-NY10854,NELAC-NY12058,NJDEP-C		
75-35-4	**1,1-Dichloroethylene**	**1.29**		ug/L	0.327	0.500	1	EPA 8260D	07/11/2025 08:00	07/11/2025 17:07	PMB
								Certifications:	CTDOH-PH-0723,NELAC-NY10854,NELAC-NY12058,NJDEP-C		
87-61-6	1,2,3-Trichlorobenzene	ND	CCVE, QL-02	ug/L	0.222	0.500	1	EPA 8260D	07/11/2025 08:00	07/11/2025 17:07	PMB
								Certifications:	NELAC-NY10854,NELAC-NY12058,NJDEP-CT005,PADEP-68-04		
120-82-1	1,2,4-Trichlorobenzene	ND		ug/L	0.138	0.500	1	EPA 8260D	07/11/2025 08:00	07/11/2025 17:07	PMB
								Certifications:	NELAC-NY10854,NELAC-NY12058,NJDEP-CT005,PADEP-68-04		
96-12-8	1,2-Dibromo-3-chloropropane	ND		ug/L	0.432	0.500	1	EPA 8260D	07/11/2025 08:00	07/11/2025 17:07	PMB
								Certifications:	CTDOH-PH-0723,NELAC-NY10854,NELAC-NY12058,NJDEP-CT		
106-93-4	1,2-Dibromoethane	ND		ug/L	0.215	0.500	1	EPA 8260D	07/11/2025 08:00	07/11/2025 17:07	PMB
								Certifications:	CTDOH-PH-0723,NELAC-NY10854,NELAC-NY12058,NJDEP-CT		
95-50-1	1,2-Dichlorobenzene	ND		ug/L	0.270	0.500	1	EPA 8260D	07/11/2025 08:00	07/11/2025 17:07	PMB
								Certifications:	CTDOH-PH-0723,NELAC-NY10854,NELAC-NY12058,NJDEP-CT		
107-06-2	1,2-Dichloroethane	ND		ug/L	0.377	0.500	1	EPA 8260D	07/11/2025 08:00	07/11/2025 17:07	PMB
								Certifications:	CTDOH-PH-0723,NELAC-NY10854,NELAC-NY12058,NJDEP-CT		
78-87-5	1,2-Dichloropropane	ND		ug/L	0.327	0.500	1	EPA 8260D	07/11/2025 08:00	07/11/2025 17:07	PMB
								Certifications:	CTDOH-PH-0723,NELAC-NY10854,NELAC-NY12058,NJDEP-CT		
541-73-1	1,3-Dichlorobenzene	ND		ug/L	0.283	0.500	1	EPA 8260D	07/11/2025 08:00	07/11/2025 17:07	PMB
								Certifications:	CTDOH-PH-0723,NELAC-NY10854,NELAC-NY12058,NJDEP-CT		
106-46-7	1,4-Dichlorobenzene	ND		ug/L	0.311	0.500	1	EPA 8260D	07/11/2025 08:00	07/11/2025 17:07	PMB
								Certifications:	CTDOH-PH-0723,NELAC-NY10854,NELAC-NY12058,NJDEP-CT		
78-93-3	2-Butanone	ND		ug/L	0.421	0.500	1	EPA 8260D	07/11/2025 08:00	07/11/2025 17:07	PMB
								Certifications:	CTDOH-PH-0723,NELAC-NY10854,NELAC-NY12058,NJDEP-CT		
591-78-6	2-Hexanone	ND		ug/L	0.320	0.500	1	EPA 8260D	07/11/2025 08:00	07/11/2025 17:07	PMB
								Certifications:	CTDOH-PH-0723,NELAC-NY10854,NELAC-NY12058,NJDEP-CT		
108-10-1	4-Methyl-2-pentanone	ND		ug/L	0.365	0.500	1	EPA 8260D	07/11/2025 08:00	07/11/2025 17:07	PMB
								Certifications:	CTDOH-PH-0723,NELAC-NY10854,NELAC-NY12058,NJDEP-CT		
67-64-1	**Acetone**	**3.45**	CCVE, B	ug/L	1.34	2.00	1	EPA 8260D	07/11/2025 08:00	07/11/2025 17:07	PMB
								Certifications:	CTDOH-PH-0723,NELAC-NY10854,NELAC-NY12058,NJDEP-C		
71-43-2	Benzene	ND		ug/L	0.279	0.500	1	EPA 8260D	07/11/2025 08:00	07/11/2025 17:07	PMB
								Certifications:	CTDOH-PH-0723,NELAC-NY10854,NELAC-NY12058,NJDEP-CT		
74-97-5	Bromochloromethane	ND		ug/L	0.354	0.500	1	EPA 8260D	07/11/2025 08:00	07/11/2025 17:07	PMB
								Certifications:	NELAC-NY10854,NELAC-NY12058,NJDEP-CT005,PADEP-68-04		
75-27-4	Bromodichloromethane	ND		ug/L	0.245	0.500	1	EPA 8260D	07/11/2025 08:00	07/11/2025 17:07	PMB
								Certifications:	CTDOH-PH-0723,NELAC-NY10854,NELAC-NY12058,NJDEP-CT		
75-25-2	Bromoform	ND	CCVE	ug/L	0.163	0.500	1	EPA 8260D	07/11/2025 08:00	07/11/2025 17:07	PMB
								Certifications:	CTDOH-PH-0723,NELAC-NY10854,NELAC-NY12058,NJDEP-CT		

Sample Information

Client Sample ID: MW-10 **York Sample ID:** 25G0131-05

York Project (SDG) No.	Client Project ID	Matrix	Collection Date/Time	Date Received
25G0131	2222575.05 136 Fuller Road	Ground Water	June 30, 2025 1:47 pm	07/02/2025

Volatile Organics, 8260 - TCL-SOM

Log-in Notes:

Sample Notes:

Sample Prepared by Method: EPA 5030B

CAS No.	Parameter	Result	Flag	Units	Reported to LOD/MDL	LOQ	Dilution	Reference Method	Date/Time Prepared	Date/Time Analyzed	Analyst
74-83-9	Bromomethane	ND	CCVE	ug/L	0.500	2.00	1	EPA 8260D Certifications:	07/11/2025 08:00	07/11/2025 17:07	PMB CTDOH-PH-0723,NELAC-NY10854,NELAC-NY12058,NJDEP-CT
75-15-0	Carbon disulfide	ND		ug/L	0.362	0.500	1	EPA 8260D Certifications:	07/11/2025 08:00	07/11/2025 17:07	PMB CTDOH-PH-0723,NELAC-NY10854,NELAC-NY12058,NJDEP-CT
56-23-5	Carbon tetrachloride	ND	CCVE, QL-02	ug/L	0.204	0.500	1	EPA 8260D Certifications:	07/11/2025 08:00	07/11/2025 17:07	PMB CTDOH-PH-0723,NELAC-NY10854,NELAC-NY12058,NJDEP-CT
108-90-7	Chlorobenzene	ND		ug/L	0.284	0.500	1	EPA 8260D Certifications:	07/11/2025 08:00	07/11/2025 17:07	PMB CTDOH-PH-0723,NELAC-NY10854,NELAC-NY12058,NJDEP-CT
75-00-3	Chloroethane	ND		ug/L	0.448	0.500	1	EPA 8260D Certifications:	07/11/2025 08:00	07/11/2025 17:07	PMB CTDOH-PH-0723,NELAC-NY10854,NELAC-NY12058,NJDEP-CT
67-66-3	Chloroform	ND		ug/L	0.243	0.500	1	EPA 8260D Certifications:	07/11/2025 08:00	07/11/2025 17:07	PMB CTDOH-PH-0723,NELAC-NY10854,NELAC-NY12058,NJDEP-CT
74-87-3	Chloromethane	ND		ug/L	0.372	0.500	1	EPA 8260D Certifications:	07/11/2025 08:00	07/11/2025 17:07	PMB CTDOH-PH-0723,NELAC-NY10854,NELAC-NY12058,NJDEP-CT
156-59-2	**cis-1,2-Dichloroethylene**	**75.8**		ug/L	0.294	0.500	1	EPA 8260D Certifications:	07/11/2025 08:00	07/11/2025 17:07	PMB CTDOH-PH-0723,NELAC-NY10854,NELAC-NY12058,NJDEP-C
10061-01-5	cis-1,3-Dichloropropylene	ND		ug/L	0.262	0.500	1	EPA 8260D Certifications:	07/11/2025 08:00	07/11/2025 17:07	PMB CTDOH-PH-0723,NELAC-NY10854,NELAC-NY12058,NJDEP-CT
110-82-7	Cyclohexane	ND		ug/L	0.491	0.500	1	EPA 8260D Certifications:	07/11/2025 08:00	07/11/2025 17:07	PMB NELAC-NY10854,NELAC-NY12058,NJDEP-CT005,PADEP-68-04
124-48-1	Dibromochloromethane	ND		ug/L	0.146	0.500	1	EPA 8260D Certifications:	07/11/2025 08:00	07/11/2025 17:07	PMB CTDOH-PH-0723,NELAC-NY10854,NELAC-NY12058,NJDEP-CT
75-71-8	Dichlorodifluoromethane	ND	CCVE, ICVE	ug/L	0.451	0.500	1	EPA 8260D Certifications:	07/11/2025 08:00	07/11/2025 17:07	PMB NELAC-NY10854,NELAC-NY12058,NJDEP-CT005,PADEP-68-04
100-41-4	Ethyl Benzene	ND		ug/L	0.290	0.500	1	EPA 8260D Certifications:	07/11/2025 08:00	07/11/2025 17:07	PMB CTDOH-PH-0723,NELAC-NY10854,NELAC-NY12058,NJDEP-CT
98-82-8	Isopropylbenzene	ND		ug/L	0.405	0.500	1	EPA 8260D Certifications:	07/11/2025 08:00	07/11/2025 17:07	PMB CTDOH-PH-0723,NELAC-NY10854,NELAC-NY12058,NJDEP-CT
79-20-9	Methyl acetate	ND	CCVE, ICVE, QL-02	ug/L	0.442	0.500	1	EPA 8260D Certifications:	07/11/2025 08:00	07/11/2025 17:07	PMB NELAC-NY10854,NELAC-NY12058,NJDEP-CT005,PADEP-68-04
1634-04-4	**Methyl tert-butyl ether (MTBE)**	**0.290**		ug/L	0.244	0.500	1	EPA 8260D Certifications:	07/11/2025 08:00	07/11/2025 17:07	PMB CTDOH-PH-0723,NELAC-NY10854,NELAC-NY12058,NJDEP-C
108-87-2	Methylcyclohexane	ND		ug/L	0.477	0.500	1	EPA 8260D Certifications:	07/11/2025 08:00	07/11/2025 17:07	PMB NELAC-NY10854,NELAC-NY12058,NJDEP-CT005,PADEP-68-04
75-09-2	Methylene chloride	ND		ug/L	0.397	2.00	1	EPA 8260D Certifications:	07/11/2025 08:00	07/11/2025 17:07	PMB CTDOH-PH-0723,NELAC-NY10854,NELAC-NY12058,NJDEP-CT
95-47-6	o-Xylene	ND		ug/L	0.261	0.500	1	EPA 8260D Certifications:	07/11/2025 08:00	07/11/2025 17:07	PMB CTDOH-PH-0723,NELAC-NY10854,NELAC-NY12058,PADEP-68
179601-23-1	p- & m- Xylenes	ND		ug/L	0.578	1.00	1	EPA 8260D Certifications:	07/11/2025 08:00	07/11/2025 17:07	PMB CTDOH-PH-0723,NELAC-NY10854,NELAC-NY12058,PADEP-68
99-87-6	p-Isopropyltoluene	ND		ug/L	0.377	0.500	1	EPA 8260D Certifications:	07/11/2025 08:00	07/11/2025 17:07	PMB CTDOH-PH-0723,NELAC-NY10854,NELAC-NY12058,NJDEP-CT
100-42-5	Styrene	ND		ug/L	0.255	0.500	1	EPA 8260D Certifications:	07/11/2025 08:00	07/11/2025 17:07	PMB CTDOH-PH-0723,NELAC-NY10854,NELAC-NY12058,NJDEP-CT

Sample Information

Client Sample ID: MW-10 **York Sample ID:** 25G0131-05

York Project (SDG) No.	Client Project ID	Matrix	Collection Date/Time	Date Received
25G0131	2222575.05 136 Fuller Road	Ground Water	June 30, 2025 1:47 pm	07/02/2025

Volatile Organics, 8260 - TCL-SOM **Log-in Notes:** **Sample Notes:**

Sample Prepared by Method: EPA 5030B

CAS No.	Parameter	Result	Flag	Units	Reported to LOD/MDL	LOQ	Dilution	Reference Method	Date/Time Prepared	Date/Time Analyzed	Analyst
127-18-4	**Tetrachloroethylene**	**4.79**	CCVE, ICVE, QL-02	ug/L	0.239	0.500	1	EPA 8260D	07/11/2025 08:00	07/11/2025 17:07	PMB
								Certifications:	CTDOH-PH-0723,NELAC-NY10854,NELAC-NY12058,NJDEP-CT		
108-88-3	Toluene	ND		ug/L	0.346	0.500	1	EPA 8260D	07/11/2025 08:00	07/11/2025 17:07	PMB
								Certifications:	CTDOH-PH-0723,NELAC-NY10854,NELAC-NY12058,NJDEP-CT		
156-60-5	**trans-1,2-Dichloroethylene**	**0.690**		ug/L	0.279	0.500	1	EPA 8260D	07/11/2025 08:00	07/11/2025 17:07	PMB
								Certifications:	CTDOH-PH-0723,NELAC-NY10854,NELAC-NY12058,NJDEP-CT		
10061-02-6	trans-1,3-Dichloropropylene	ND		ug/L	0.229	0.500	1	EPA 8260D	07/11/2025 08:00	07/11/2025 17:07	PMB
								Certifications:	CTDOH-PH-0723,NELAC-NY10854,NELAC-NY12058,NJDEP-CT		
79-01-6	**Trichloroethylene**	**3.57**		ug/L	0.249	0.500	1	EPA 8260D	07/11/2025 08:00	07/11/2025 17:07	PMB
								Certifications:	CTDOH-PH-0723,NELAC-NY10854,NELAC-NY12058,NJDEP-CT		
75-69-4	Trichlorofluoromethane	ND		ug/L	0.337	0.500	1	EPA 8260D	07/11/2025 08:00	07/11/2025 17:07	PMB
								Certifications:	CTDOH-PH-0723,NELAC-NY10854,NELAC-NY12058,NJDEP-CT		
75-01-4	**Vinyl Chloride**	**2.30**		ug/L	0.469	0.500	1	EPA 8260D	07/11/2025 08:00	07/11/2025 17:07	PMB
								Certifications:	CTDOH-PH-0723,NELAC-NY10854,NELAC-NY12058,NJDEP-CT		
1330-20-7	Xylenes, Total	ND		ug/L	0.839	1.50	1	EPA 8260D	07/11/2025 08:00	07/11/2025 17:07	PMB
								Certifications:	CTDOH-PH-0723,NELAC-NY10854,NELAC-NY12058,NJDEP-CT		

	Surrogate Recoveries	Result	Acceptance Range
17060-07-0	*Surrogate: SURR: 1,2-Dichloroethane-d4*	*93.6 %*	*70-130*
2037-26-5	*Surrogate: SURR: Toluene-d8*	*100 %*	*70-130*
460-00-4	*Surrogate: SURR: p-Bromofluorobenzene*	*110 %*	*70-130*

Sample Information

Client Sample ID: MW-13 **York Sample ID:** 25G0131-06

York Project (SDG) No.	Client Project ID	Matrix	Collection Date/Time	Date Received
25G0131	2222575.05 136 Fuller Road	Ground Water	June 30, 2025 11:15 am	07/02/2025

Volatile Organics, 8260 - TCL-SOM **Log-in Notes:** **Sample Notes:**

Sample Prepared by Method: EPA 5030B

CAS No.	Parameter	Result	Flag	Units	Reported to LOD/MDL	LOQ	Dilution	Reference Method	Date/Time Prepared	Date/Time Analyzed	Analyst
71-55-6	1,1,1-Trichloroethane	ND		ug/L	0.266	0.500	1	EPA 8260D	07/11/2025 08:00	07/11/2025 17:35	PMB
								Certifications:	CTDOH-PH-0723,NELAC-NY10854,NELAC-NY12058,NJDEP-CT		
79-34-5	1,1,2,2-Tetrachloroethane	ND		ug/L	0.256	0.500	1	EPA 8260D	07/11/2025 08:00	07/11/2025 17:35	PMB
								Certifications:	CTDOH-PH-0723,NELAC-NY10854,NELAC-NY12058,NJDEP-CT		
76-13-1	1,1,2-Trichloro-1,2,2-trifluoroethane (Freon 113)	ND		ug/L	0.286	0.500	1	EPA 8260D	07/11/2025 08:00	07/11/2025 17:35	PMB
								Certifications:	CTDOH-PH-0723,NELAC-NY10854,NELAC-NY12058,NJDEP-CT		
79-00-5	1,1,2-Trichloroethane	ND		ug/L	0.249	0.500	1	EPA 8260D	07/11/2025 08:00	07/11/2025 17:35	PMB
								Certifications:	CTDOH-PH-0723,NELAC-NY10854,NELAC-NY12058,NJDEP-CT		

Sample Information

Client Sample ID: MW-13 **York Sample ID:** 25G0131-06

York Project (SDG) No.	Client Project ID	Matrix	Collection Date/Time	Date Received
25G0131	2222575.05 136 Fuller Road	Ground Water	June 30, 2025 11:15 am	07/02/2025

Volatile Organics, 8260 - TCL-SOM

Log-in Notes:

Sample Notes:

Sample Prepared by Method: EPA 5030B

CAS No.	Parameter	Result	Flag	Units	Reported to LOD/MDL	LOQ	Dilution	Reference Method	Date/Time Prepared	Date/Time Analyzed	Analyst
75-34-3	**1,1-Dichloroethane**	**1.23**		ug/L	0.272	0.500	1	EPA 8260D	07/11/2025 08:00	07/11/2025 17:35	PMB
								Certifications:	CTDOH-PH-0723,NELAC-NY10854,NELAC-NY12058,NJDEP-C		
75-35-4	1,1-Dichloroethylene	ND		ug/L	0.327	0.500	1	EPA 8260D	07/11/2025 08:00	07/11/2025 17:35	PMB
								Certifications:	CTDOH-PH-0723,NELAC-NY10854,NELAC-NY12058,NJDEP-CT		
87-61-6	1,2,3-Trichlorobenzene	ND	CCVE, QL-02	ug/L	0.222	0.500	1	EPA 8260D	07/11/2025 08:00	07/11/2025 17:35	PMB
								Certifications:	NELAC-NY10854,NELAC-NY12058,NJDEP-CT005,PADEP-68-04		
120-82-1	1,2,4-Trichlorobenzene	ND		ug/L	0.138	0.500	1	EPA 8260D	07/11/2025 08:00	07/11/2025 17:35	PMB
								Certifications:	NELAC-NY10854,NELAC-NY12058,NJDEP-CT005,PADEP-68-04		
96-12-8	1,2-Dibromo-3-chloropropane	ND		ug/L	0.432	0.500	1	EPA 8260D	07/11/2025 08:00	07/11/2025 17:35	PMB
								Certifications:	CTDOH-PH-0723,NELAC-NY10854,NELAC-NY12058,NJDEP-CT		
106-93-4	1,2-Dibromoethane	ND		ug/L	0.215	0.500	1	EPA 8260D	07/11/2025 08:00	07/11/2025 17:35	PMB
								Certifications:	CTDOH-PH-0723,NELAC-NY10854,NELAC-NY12058,NJDEP-CT		
95-50-1	1,2-Dichlorobenzene	ND		ug/L	0.270	0.500	1	EPA 8260D	07/11/2025 08:00	07/11/2025 17:35	PMB
								Certifications:	CTDOH-PH-0723,NELAC-NY10854,NELAC-NY12058,NJDEP-CT		
107-06-2	1,2-Dichloroethane	ND		ug/L	0.377	0.500	1	EPA 8260D	07/11/2025 08:00	07/11/2025 17:35	PMB
								Certifications:	CTDOH-PH-0723,NELAC-NY10854,NELAC-NY12058,NJDEP-CT		
78-87-5	1,2-Dichloropropane	ND		ug/L	0.327	0.500	1	EPA 8260D	07/11/2025 08:00	07/11/2025 17:35	PMB
								Certifications:	CTDOH-PH-0723,NELAC-NY10854,NELAC-NY12058,NJDEP-CT		
541-73-1	1,3-Dichlorobenzene	ND		ug/L	0.283	0.500	1	EPA 8260D	07/11/2025 08:00	07/11/2025 17:35	PMB
								Certifications:	CTDOH-PH-0723,NELAC-NY10854,NELAC-NY12058,NJDEP-CT		
106-46-7	1,4-Dichlorobenzene	ND		ug/L	0.311	0.500	1	EPA 8260D	07/11/2025 08:00	07/11/2025 17:35	PMB
								Certifications:	CTDOH-PH-0723,NELAC-NY10854,NELAC-NY12058,NJDEP-CT		
78-93-3	2-Butanone	ND		ug/L	0.421	0.500	1	EPA 8260D	07/11/2025 08:00	07/11/2025 17:35	PMB
								Certifications:	CTDOH-PH-0723,NELAC-NY10854,NELAC-NY12058,NJDEP-CT		
591-78-6	2-Hexanone	ND		ug/L	0.320	0.500	1	EPA 8260D	07/11/2025 08:00	07/11/2025 17:35	PMB
								Certifications:	CTDOH-PH-0723,NELAC-NY10854,NELAC-NY12058,NJDEP-CT		
108-10-1	4-Methyl-2-pentanone	ND		ug/L	0.365	0.500	1	EPA 8260D	07/11/2025 08:00	07/11/2025 17:35	PMB
								Certifications:	CTDOH-PH-0723,NELAC-NY10854,NELAC-NY12058,NJDEP-CT		
67-64-1	**Acetone**	**1.97**	B	ug/L	1.34	2.00	1	EPA 8260D	07/11/2025 08:00	07/11/2025 17:35	PMB
								Certifications:	CTDOH-PH-0723,NELAC-NY10854,NELAC-NY12058,NJDEP-C		
71-43-2	Benzene	ND		ug/L	0.279	0.500	1	EPA 8260D	07/11/2025 08:00	07/11/2025 17:35	PMB
								Certifications:	CTDOH-PH-0723,NELAC-NY10854,NELAC-NY12058,NJDEP-CT		
74-97-5	Bromochloromethane	ND		ug/L	0.354	0.500	1	EPA 8260D	07/11/2025 08:00	07/11/2025 17:35	PMB
								Certifications:	NELAC-NY10854,NELAC-NY12058,NJDEP-CT005,PADEP-68-04		
75-27-4	Bromodichloromethane	ND		ug/L	0.245	0.500	1	EPA 8260D	07/11/2025 08:00	07/11/2025 17:35	PMB
								Certifications:	CTDOH-PH-0723,NELAC-NY10854,NELAC-NY12058,NJDEP-CT		
75-25-2	Bromoform	ND	CCVE	ug/L	0.163	0.500	1	EPA 8260D	07/11/2025 08:00	07/11/2025 17:35	PMB
								Certifications:	CTDOH-PH-0723,NELAC-NY10854,NELAC-NY12058,NJDEP-CT		
74-83-9	Bromomethane	ND	CCVE	ug/L	0.500	2.00	1	EPA 8260D	07/11/2025 08:00	07/11/2025 17:35	PMB
								Certifications:	CTDOH-PH-0723,NELAC-NY10854,NELAC-NY12058,NJDEP-CT		
75-15-0	Carbon disulfide	ND		ug/L	0.362	0.500	1	EPA 8260D	07/11/2025 08:00	07/11/2025 17:35	PMB
								Certifications:	CTDOH-PH-0723,NELAC-NY10854,NELAC-NY12058,NJDEP-CT		
56-23-5	Carbon tetrachloride	ND	CCVE, QL-02	ug/L	0.204	0.500	1	EPA 8260D	07/11/2025 08:00	07/11/2025 17:35	PMB
								Certifications:	CTDOH-PH-0723,NELAC-NY10854,NELAC-NY12058,NJDEP-CT		
108-90-7	Chlorobenzene	ND		ug/L	0.284	0.500	1	EPA 8260D	07/11/2025 08:00	07/11/2025 17:35	PMB
								Certifications:	CTDOH-PH-0723,NELAC-NY10854,NELAC-NY12058,NJDEP-CT		

Sample Information

Client Sample ID: MW-13 **York Sample ID:** 25G0131-06

York Project (SDG) No.	Client Project ID	Matrix	Collection Date/Time	Date Received
25G0131	2222575.05 136 Fuller Road	Ground Water	June 30, 2025 11:15 am	07/02/2025

Volatile Organics, 8260 - TCL-SOM

Log-in Notes:

Sample Notes:

Sample Prepared by Method: EPA 5030B

CAS No.	Parameter	Result	Flag	Units	Reported to LOD/MDL	LOQ	Dilution	Reference Method	Date/Time Prepared	Date/Time Analyzed	Analyst
75-00-3	Chloroethane	ND		ug/L	0.448	0.500	1	EPA 8260D Certifications:	07/11/2025 08:00	07/11/2025 17:35	PMB CTDOH-PH-0723,NELAC-NY10854,NELAC-NY12058,NJDEP-CT
67-66-3	Chloroform	ND		ug/L	0.243	0.500	1	EPA 8260D Certifications:	07/11/2025 08:00	07/11/2025 17:35	PMB CTDOH-PH-0723,NELAC-NY10854,NELAC-NY12058,NJDEP-CT
74-87-3	Chloromethane	ND		ug/L	0.372	0.500	1	EPA 8260D Certifications:	07/11/2025 08:00	07/11/2025 17:35	PMB CTDOH-PH-0723,NELAC-NY10854,NELAC-NY12058,NJDEP-CT
156-59-2	**cis-1,2-Dichloroethylene**	**22.5**		ug/L	0.294	0.500	1	EPA 8260D Certifications:	07/11/2025 08:00	07/11/2025 17:35	PMB CTDOH-PH-0723,NELAC-NY10854,NELAC-NY12058,NJDEP-C
10061-01-5	cis-1,3-Dichloropropylene	ND		ug/L	0.262	0.500	1	EPA 8260D Certifications:	07/11/2025 08:00	07/11/2025 17:35	PMB CTDOH-PH-0723,NELAC-NY10854,NELAC-NY12058,NJDEP-CT
110-82-7	Cyclohexane	ND		ug/L	0.491	0.500	1	EPA 8260D Certifications:	07/11/2025 08:00	07/11/2025 17:35	PMB NELAC-NY10854,NELAC-NY12058,NJDEP-CT005,PADEP-68-04
124-48-1	Dibromochloromethane	ND		ug/L	0.146	0.500	1	EPA 8260D Certifications:	07/11/2025 08:00	07/11/2025 17:35	PMB CTDOH-PH-0723,NELAC-NY10854,NELAC-NY12058,NJDEP-CT
75-71-8	Dichlorodifluoromethane	ND	CCVE, ICVE	ug/L	0.451	0.500	1	EPA 8260D Certifications:	07/11/2025 08:00	07/11/2025 17:35	PMB NELAC-NY10854,NELAC-NY12058,NJDEP-CT005,PADEP-68-04
100-41-4	Ethyl Benzene	ND		ug/L	0.290	0.500	1	EPA 8260D Certifications:	07/11/2025 08:00	07/11/2025 17:35	PMB CTDOH-PH-0723,NELAC-NY10854,NELAC-NY12058,NJDEP-CT
98-82-8	Isopropylbenzene	ND		ug/L	0.405	0.500	1	EPA 8260D Certifications:	07/11/2025 08:00	07/11/2025 17:35	PMB CTDOH-PH-0723,NELAC-NY10854,NELAC-NY12058,NJDEP-CT
79-20-9	Methyl acetate	ND	CCVE, ICVE, QL-02	ug/L	0.442	0.500	1	EPA 8260D Certifications:	07/11/2025 08:00	07/11/2025 17:35	PMB NELAC-NY10854,NELAC-NY12058,NJDEP-CT005,PADEP-68-04
1634-04-4	Methyl tert-butyl ether (MTBE)	ND		ug/L	0.244	0.500	1	EPA 8260D Certifications:	07/11/2025 08:00	07/11/2025 17:35	PMB CTDOH-PH-0723,NELAC-NY10854,NELAC-NY12058,NJDEP-CT
108-87-2	Methylcyclohexane	ND		ug/L	0.477	0.500	1	EPA 8260D Certifications:	07/11/2025 08:00	07/11/2025 17:35	PMB NELAC-NY10854,NELAC-NY12058,NJDEP-CT005,PADEP-68-04
75-09-2	Methylene chloride	ND		ug/L	0.397	2.00	1	EPA 8260D Certifications:	07/11/2025 08:00	07/11/2025 17:35	PMB CTDOH-PH-0723,NELAC-NY10854,NELAC-NY12058,NJDEP-CT
95-47-6	o-Xylene	ND		ug/L	0.261	0.500	1	EPA 8260D Certifications:	07/11/2025 08:00	07/11/2025 17:35	PMB CTDOH-PH-0723,NELAC-NY10854,NELAC-NY12058,PADEP-68
179601-23-1	p- & m- Xylenes	ND		ug/L	0.578	1.00	1	EPA 8260D Certifications:	07/11/2025 08:00	07/11/2025 17:35	PMB CTDOH-PH-0723,NELAC-NY10854,NELAC-NY12058,PADEP-68
99-87-6	p-Isopropyltoluene	ND		ug/L	0.377	0.500	1	EPA 8260D Certifications:	07/11/2025 08:00	07/11/2025 17:35	PMB CTDOH-PH-0723,NELAC-NY10854,NELAC-NY12058,NJDEP-CT
100-42-5	Styrene	ND		ug/L	0.255	0.500	1	EPA 8260D Certifications:	07/11/2025 08:00	07/11/2025 17:35	PMB CTDOH-PH-0723,NELAC-NY10854,NELAC-NY12058,NJDEP-CT
127-18-4	**Tetrachloroethylene**	**7.15**	CCVE, ICVE, QL-02	ug/L	0.239	0.500	1	EPA 8260D Certifications:	07/11/2025 08:00	07/11/2025 17:35	PMB CTDOH-PH-0723,NELAC-NY10854,NELAC-NY12058,NJDEP-C
108-88-3	Toluene	ND		ug/L	0.346	0.500	1	EPA 8260D Certifications:	07/11/2025 08:00	07/11/2025 17:35	PMB CTDOH-PH-0723,NELAC-NY10854,NELAC-NY12058,NJDEP-CT
156-60-5	**trans-1,2-Dichloroethylene**	**0.390**		ug/L	0.279	0.500	1	EPA 8260D Certifications:	07/11/2025 08:00	07/11/2025 17:35	PMB CTDOH-PH-0723,NELAC-NY10854,NELAC-NY12058,NJDEP-C
10061-02-6	trans-1,3-Dichloropropylene	ND		ug/L	0.229	0.500	1	EPA 8260D Certifications:	07/11/2025 08:00	07/11/2025 17:35	PMB CTDOH-PH-0723,NELAC-NY10854,NELAC-NY12058,NJDEP-CT

Sample Information

Client Sample ID: MW-13 **York Sample ID:** 25G0131-06

York Project (SDG) No.	Client Project ID	Matrix	Collection Date/Time	Date Received
25G0131	2222575.05 136 Fuller Road	Ground Water	June 30, 2025 11:15 am	07/02/2025

Volatile Organics, 8260 - TCL-SOM **Log-in Notes:** **Sample Notes:**

Sample Prepared by Method: EPA 5030B

CAS No.	Parameter	Result	Flag	Units	Reported to LOD/MDL	LOQ	Dilution	Reference Method	Date/Time Prepared	Date/Time Analyzed	Analyst
79-01-6	**Trichloroethylene**	**5.35**		ug/L	0.249	0.500	1	EPA 8260D	07/11/2025 08:00	07/11/2025 17:35	PMB
								Certifications:	CTDOH-PH-0723,NELAC-NY10854,NELAC-NY12058,NJDEP-C		
75-69-4	Trichlorofluoromethane	ND		ug/L	0.337	0.500	1	EPA 8260D	07/11/2025 08:00	07/11/2025 17:35	PMB
								Certifications:	CTDOH-PH-0723,NELAC-NY10854,NELAC-NY12058,NJDEP-CT		
75-01-4	**Vinyl Chloride**	**0.550**		ug/L	0.469	0.500	1	EPA 8260D	07/11/2025 08:00	07/11/2025 17:35	PMB
								Certifications:	CTDOH-PH-0723,NELAC-NY10854,NELAC-NY12058,NJDEP-C		
1330-20-7	Xylenes, Total	ND		ug/L	0.839	1.50	1	EPA 8260D	07/11/2025 08:00	07/11/2025 17:35	PMB
								Certifications:	CTDOH-PH-0723,NELAC-NY10854,NELAC-NY12058,NJDEP-CT		

	Surrogate Recoveries	Result	Acceptance Range
17060-07-0	*Surrogate: SURR: 1,2-Dichloroethane-d4*	*92.5 %*	*70-130*
2037-26-5	*Surrogate: SURR: Toluene-d8*	*100 %*	*70-130*
460-00-4	*Surrogate: SURR: p-Bromofluorobenzene*	*108 %*	*70-130*

Sample Information

Client Sample ID: MW-17 **York Sample ID:** 25G0131-07

York Project (SDG) No.	Client Project ID	Matrix	Collection Date/Time	Date Received
25G0131	2222575.05 136 Fuller Road	Ground Water	June 30, 2025 1:30 pm	07/02/2025

Volatile Organics, 8260 - TCL-SOM **Log-in Notes:** **Sample Notes:**

Sample Prepared by Method: EPA 5030B

CAS No.	Parameter	Result	Flag	Units	Reported to LOD/MDL	LOQ	Dilution	Reference Method	Date/Time Prepared	Date/Time Analyzed	Analyst
71-55-6	**1,1,1-Trichloroethane**	**0.310**		ug/L	0.266	0.500	1	EPA 8260D	07/11/2025 08:00	07/11/2025 18:04	PMB
								Certifications:	CTDOH-PH-0723,NELAC-NY10854,NELAC-NY12058,NJDEP-C		
79-34-5	1,1,2,2-Tetrachloroethane	ND		ug/L	0.256	0.500	1	EPA 8260D	07/11/2025 08:00	07/11/2025 18:04	PMB
								Certifications:	CTDOH-PH-0723,NELAC-NY10854,NELAC-NY12058,NJDEP-CT		
76-13-1	1,1,2-Trichloro-1,2,2-trifluoroethane (Freon 113)	ND		ug/L	0.286	0.500	1	EPA 8260D	07/11/2025 08:00	07/11/2025 18:04	PMB
								Certifications:	CTDOH-PH-0723,NELAC-NY10854,NELAC-NY12058,NJDEP-CT		
79-00-5	1,1,2-Trichloroethane	ND		ug/L	0.249	0.500	1	EPA 8260D	07/11/2025 08:00	07/11/2025 18:04	PMB
								Certifications:	CTDOH-PH-0723,NELAC-NY10854,NELAC-NY12058,NJDEP-CT		
75-34-3	1,1-Dichloroethane	ND		ug/L	0.272	0.500	1	EPA 8260D	07/11/2025 08:00	07/11/2025 18:04	PMB
								Certifications:	CTDOH-PH-0723,NELAC-NY10854,NELAC-NY12058,NJDEP-CT		
75-35-4	1,1-Dichloroethylene	ND		ug/L	0.327	0.500	1	EPA 8260D	07/11/2025 08:00	07/11/2025 18:04	PMB
								Certifications:	CTDOH-PH-0723,NELAC-NY10854,NELAC-NY12058,NJDEP-CT		
87-61-6	1,2,3-Trichlorobenzene	ND	QL-02, CCVE	ug/L	0.222	0.500	1	EPA 8260D	07/11/2025 08:00	07/11/2025 18:04	PMB
								Certifications:	NELAC-NY10854,NELAC-NY12058,NJDEP-CT005,PADEP-68-04		
120-82-1	1,2,4-Trichlorobenzene	ND		ug/L	0.138	0.500	1	EPA 8260D	07/11/2025 08:00	07/11/2025 18:04	PMB
								Certifications:	NELAC-NY10854,NELAC-NY12058,NJDEP-CT005,PADEP-68-04		
96-12-8	1,2-Dibromo-3-chloropropane	ND		ug/L	0.432	0.500	1	EPA 8260D	07/11/2025 08:00	07/11/2025 18:04	PMB
								Certifications:	CTDOH-PH-0723,NELAC-NY10854,NELAC-NY12058,NJDEP-CT		

Sample Information

Client Sample ID: MW-17 **York Sample ID:** 25G0131-07

York Project (SDG) No.	Client Project ID	Matrix	Collection Date/Time	Date Received
25G0131	2222575.05 136 Fuller Road	Ground Water	June 30, 2025 1:30 pm	07/02/2025

Volatile Organics, 8260 - TCL-SOM

Log-in Notes:

Sample Notes:

Sample Prepared by Method: EPA 5030B

CAS No.	Parameter	Result	Flag	Units	Reported to LOD/MDL	LOQ	Dilution	Reference Method	Date/Time Prepared	Date/Time Analyzed	Analyst
106-93-4	1,2-Dibromoethane	ND		ug/L	0.215	0.500	1	EPA 8260D	07/11/2025 08:00	07/11/2025 18:04	PMB
								Certifications:	CTDOH-PH-0723,NELAC-NY10854,NELAC-NY12058,NJDEP-CT		
95-50-1	**1,2-Dichlorobenzene**	**0.630**		ug/L	0.270	0.500	1	EPA 8260D	07/11/2025 08:00	07/11/2025 18:04	PMB
								Certifications:	CTDOH-PH-0723,NELAC-NY10854,NELAC-NY12058,NJDEP-CT		
107-06-2	1,2-Dichloroethane	ND		ug/L	0.377	0.500	1	EPA 8260D	07/11/2025 08:00	07/11/2025 18:04	PMB
								Certifications:	CTDOH-PH-0723,NELAC-NY10854,NELAC-NY12058,NJDEP-CT		
78-87-5	1,2-Dichloropropane	ND		ug/L	0.327	0.500	1	EPA 8260D	07/11/2025 08:00	07/11/2025 18:04	PMB
								Certifications:	CTDOH-PH-0723,NELAC-NY10854,NELAC-NY12058,NJDEP-CT		
541-73-1	1,3-Dichlorobenzene	ND		ug/L	0.283	0.500	1	EPA 8260D	07/11/2025 08:00	07/11/2025 18:04	PMB
								Certifications:	CTDOH-PH-0723,NELAC-NY10854,NELAC-NY12058,NJDEP-CT		
106-46-7	1,4-Dichlorobenzene	ND		ug/L	0.311	0.500	1	EPA 8260D	07/11/2025 08:00	07/11/2025 18:04	PMB
								Certifications:	CTDOH-PH-0723,NELAC-NY10854,NELAC-NY12058,NJDEP-CT		
78-93-3	2-Butanone	ND		ug/L	0.421	0.500	1	EPA 8260D	07/11/2025 08:00	07/11/2025 18:04	PMB
								Certifications:	CTDOH-PH-0723,NELAC-NY10854,NELAC-NY12058,NJDEP-CT		
591-78-6	2-Hexanone	ND		ug/L	0.320	0.500	1	EPA 8260D	07/11/2025 08:00	07/11/2025 18:04	PMB
								Certifications:	CTDOH-PH-0723,NELAC-NY10854,NELAC-NY12058,NJDEP-CT		
108-10-1	4-Methyl-2-pentanone	ND		ug/L	0.365	0.500	1	EPA 8260D	07/11/2025 08:00	07/11/2025 18:04	PMB
								Certifications:	CTDOH-PH-0723,NELAC-NY10854,NELAC-NY12058,NJDEP-CT		
67-64-1	**Acetone**	**3.01**	CCVE, B	ug/L	1.34	2.00	1	EPA 8260D	07/11/2025 08:00	07/11/2025 18:04	PMB
								Certifications:	CTDOH-PH-0723,NELAC-NY10854,NELAC-NY12058,NJDEP-CT		
71-43-2	Benzene	ND		ug/L	0.279	0.500	1	EPA 8260D	07/11/2025 08:00	07/11/2025 18:04	PMB
								Certifications:	CTDOH-PH-0723,NELAC-NY10854,NELAC-NY12058,NJDEP-CT		
74-97-5	Bromochloromethane	ND		ug/L	0.354	0.500	1	EPA 8260D	07/11/2025 08:00	07/11/2025 18:04	PMB
								Certifications:	NELAC-NY10854,NELAC-NY12058,NJDEP-CT005,PADEP-68-04		
75-27-4	Bromodichloromethane	ND		ug/L	0.245	0.500	1	EPA 8260D	07/11/2025 08:00	07/11/2025 18:04	PMB
								Certifications:	CTDOH-PH-0723,NELAC-NY10854,NELAC-NY12058,NJDEP-CT		
75-25-2	Bromoform	ND	CCVE	ug/L	0.163	0.500	1	EPA 8260D	07/11/2025 08:00	07/11/2025 18:04	PMB
								Certifications:	CTDOH-PH-0723,NELAC-NY10854,NELAC-NY12058,NJDEP-CT		
74-83-9	Bromomethane	ND	CCVE	ug/L	0.500	2.00	1	EPA 8260D	07/11/2025 08:00	07/11/2025 18:04	PMB
								Certifications:	CTDOH-PH-0723,NELAC-NY10854,NELAC-NY12058,NJDEP-CT		
75-15-0	Carbon disulfide	ND		ug/L	0.362	0.500	1	EPA 8260D	07/11/2025 08:00	07/11/2025 18:04	PMB
								Certifications:	CTDOH-PH-0723,NELAC-NY10854,NELAC-NY12058,NJDEP-CT		
56-23-5	Carbon tetrachloride	ND	CCVE, QL-02	ug/L	0.204	0.500	1	EPA 8260D	07/11/2025 08:00	07/11/2025 18:04	PMB
								Certifications:	CTDOH-PH-0723,NELAC-NY10854,NELAC-NY12058,NJDEP-CT		
108-90-7	Chlorobenzene	ND		ug/L	0.284	0.500	1	EPA 8260D	07/11/2025 08:00	07/11/2025 18:04	PMB
								Certifications:	CTDOH-PH-0723,NELAC-NY10854,NELAC-NY12058,NJDEP-CT		
75-00-3	Chloroethane	ND		ug/L	0.448	0.500	1	EPA 8260D	07/11/2025 08:00	07/11/2025 18:04	PMB
								Certifications:	CTDOH-PH-0723,NELAC-NY10854,NELAC-NY12058,NJDEP-CT		
67-66-3	Chloroform	ND		ug/L	0.243	0.500	1	EPA 8260D	07/11/2025 08:00	07/11/2025 18:04	PMB
								Certifications:	CTDOH-PH-0723,NELAC-NY10854,NELAC-NY12058,NJDEP-CT		
74-87-3	**Chloromethane**	**0.520**		ug/L	0.372	0.500	1	EPA 8260D	07/11/2025 08:00	07/11/2025 18:04	PMB
								Certifications:	CTDOH-PH-0723,NELAC-NY10854,NELAC-NY12058,NJDEP-CT		
156-59-2	cis-1,2-Dichloroethylene	ND		ug/L	0.294	0.500	1	EPA 8260D	07/11/2025 08:00	07/11/2025 18:04	PMB
								Certifications:	CTDOH-PH-0723,NELAC-NY10854,NELAC-NY12058,NJDEP-CT		
10061-01-5	cis-1,3-Dichloropropylene	ND		ug/L	0.262	0.500	1	EPA 8260D	07/11/2025 08:00	07/11/2025 18:04	PMB
								Certifications:	CTDOH-PH-0723,NELAC-NY10854,NELAC-NY12058,NJDEP-CT		

Sample Information

Client Sample ID: MW-17 **York Sample ID:** 25G0131-07

York Project (SDG) No.	Client Project ID	Matrix	Collection Date/Time	Date Received
25G0131	2222575.05 136 Fuller Road	Ground Water	June 30, 2025 1:30 pm	07/02/2025

Volatile Organics, 8260 - TCL-SOM

Log-in Notes:

Sample Notes:

Sample Prepared by Method: EPA 5030B

CAS No.	Parameter	Result	Flag	Units	Reported to LOD/MDL	LOQ	Dilution	Reference Method	Date/Time Prepared	Date/Time Analyzed	Analyst
110-82-7	Cyclohexane	ND		ug/L	0.491	0.500	1	EPA 8260D Certifications:	07/11/2025 08:00	07/11/2025 18:04	PMB NELAC-NY10854,NELAC-NY12058,NJDEP-CT005,PADEP-68-04
124-48-1	Dibromochloromethane	ND		ug/L	0.146	0.500	1	EPA 8260D Certifications:	07/11/2025 08:00	07/11/2025 18:04	PMB CTDOH-PH-0723,NELAC-NY10854,NELAC-NY12058,NJDEP-CT
75-71-8	Dichlorodifluoromethane	ND	CCVE, ICVE	ug/L	0.451	0.500	1	EPA 8260D Certifications:	07/11/2025 08:00	07/11/2025 18:04	PMB NELAC-NY10854,NELAC-NY12058,NJDEP-CT005,PADEP-68-04
100-41-4	Ethyl Benzene	ND		ug/L	0.290	0.500	1	EPA 8260D Certifications:	07/11/2025 08:00	07/11/2025 18:04	PMB CTDOH-PH-0723,NELAC-NY10854,NELAC-NY12058,NJDEP-CT
98-82-8	Isopropylbenzene	ND		ug/L	0.405	0.500	1	EPA 8260D Certifications:	07/11/2025 08:00	07/11/2025 18:04	PMB CTDOH-PH-0723,NELAC-NY10854,NELAC-NY12058,NJDEP-CT
79-20-9	Methyl acetate	ND	CCVE, ICVE, QL-02	ug/L	0.442	0.500	1	EPA 8260D Certifications:	07/11/2025 08:00	07/11/2025 18:04	PMB NELAC-NY10854,NELAC-NY12058,NJDEP-CT005,PADEP-68-04
1634-04-4	Methyl tert-butyl ether (MTBE)	ND		ug/L	0.244	0.500	1	EPA 8260D Certifications:	07/11/2025 08:00	07/11/2025 18:04	PMB CTDOH-PH-0723,NELAC-NY10854,NELAC-NY12058,NJDEP-CT
108-87-2	Methylcyclohexane	ND		ug/L	0.477	0.500	1	EPA 8260D Certifications:	07/11/2025 08:00	07/11/2025 18:04	PMB NELAC-NY10854,NELAC-NY12058,NJDEP-CT005,PADEP-68-04
75-09-2	Methylene chloride	ND		ug/L	0.397	2.00	1	EPA 8260D Certifications:	07/11/2025 08:00	07/11/2025 18:04	PMB CTDOH-PH-0723,NELAC-NY10854,NELAC-NY12058,NJDEP-CT
95-47-6	o-Xylene	ND		ug/L	0.261	0.500	1	EPA 8260D Certifications:	07/11/2025 08:00	07/11/2025 18:04	PMB CTDOH-PH-0723,NELAC-NY10854,NELAC-NY12058,PADEP-68-
179601-23-1	p- & m- Xylenes	ND		ug/L	0.578	1.00	1	EPA 8260D Certifications:	07/11/2025 08:00	07/11/2025 18:04	PMB CTDOH-PH-0723,NELAC-NY10854,NELAC-NY12058,PADEP-68-
99-87-6	p-Isopropyltoluene	ND		ug/L	0.377	0.500	1	EPA 8260D Certifications:	07/11/2025 08:00	07/11/2025 18:04	PMB CTDOH-PH-0723,NELAC-NY10854,NELAC-NY12058,NJDEP-CT
100-42-5	Styrene	ND		ug/L	0.255	0.500	1	EPA 8260D Certifications:	07/11/2025 08:00	07/11/2025 18:04	PMB CTDOH-PH-0723,NELAC-NY10854,NELAC-NY12058,NJDEP-CT
127-18-4	**Tetrachloroethylene**	**3.04**	CCVE, ICVE, QL-02	ug/L	0.239	0.500	1	EPA 8260D Certifications:	07/11/2025 08:00	07/11/2025 18:04	PMB CTDOH-PH-0723,NELAC-NY10854,NELAC-NY12058,NJDEP-C
108-88-3	Toluene	ND		ug/L	0.346	0.500	1	EPA 8260D Certifications:	07/11/2025 08:00	07/11/2025 18:04	PMB CTDOH-PH-0723,NELAC-NY10854,NELAC-NY12058,NJDEP-CT
156-60-5	trans-1,2-Dichloroethylene	ND		ug/L	0.279	0.500	1	EPA 8260D Certifications:	07/11/2025 08:00	07/11/2025 18:04	PMB CTDOH-PH-0723,NELAC-NY10854,NELAC-NY12058,NJDEP-CT
10061-02-6	trans-1,3-Dichloropropylene	ND		ug/L	0.229	0.500	1	EPA 8260D Certifications:	07/11/2025 08:00	07/11/2025 18:04	PMB CTDOH-PH-0723,NELAC-NY10854,NELAC-NY12058,NJDEP-CT
79-01-6	Trichloroethylene	ND		ug/L	0.249	0.500	1	EPA 8260D Certifications:	07/11/2025 08:00	07/11/2025 18:04	PMB CTDOH-PH-0723,NELAC-NY10854,NELAC-NY12058,NJDEP-CT
75-69-4	Trichlorofluoromethane	ND		ug/L	0.337	0.500	1	EPA 8260D Certifications:	07/11/2025 08:00	07/11/2025 18:04	PMB CTDOH-PH-0723,NELAC-NY10854,NELAC-NY12058,NJDEP-CT
75-01-4	Vinyl Chloride	ND		ug/L	0.469	0.500	1	EPA 8260D Certifications:	07/11/2025 08:00	07/11/2025 18:04	PMB CTDOH-PH-0723,NELAC-NY10854,NELAC-NY12058,NJDEP-CT
1330-20-7	Xylenes, Total	ND		ug/L	0.839	1.50	1	EPA 8260D Certifications:	07/11/2025 08:00	07/11/2025 18:04	PMB CTDOH-PH-0723,NELAC-NY10854,NELAC-NY12058,NJDEP-CT

	Surrogate Recoveries	Result	Acceptance Range
17060-07-0	*Surrogate: SURR: 1,2-Dichloroethane-d4*	*89.0 %*	*70-130*

Sample Information

Client Sample ID: MW-17 **York Sample ID:** 25G0131-07

York Project (SDG) No.	Client Project ID	Matrix	Collection Date/Time	Date Received
25G0131	2222575.05 136 Fuller Road	Ground Water	June 30, 2025 1:30 pm	07/02/2025

Volatile Organics, 8260 - TCL-SOM **Log-in Notes:** **Sample Notes:**

Sample Prepared by Method: EPA 5030B

CAS No.	Parameter	Result	Flag	Units	Reported to LOD/MDL	LOQ	Dilution	Reference Method	Date/Time Prepared	Date/Time Analyzed	Analyst
2037-26-5	*Surrogate: SURR: Toluene-d8*	*101 %*			*70-130*						
460-00-4	*Surrogate: SURR: p-Bromofluorobenzene*	*112 %*			*70-130*						

Sample Information

Client Sample ID: MW-20 **York Sample ID:** 25G0131-08

York Project (SDG) No.	Client Project ID	Matrix	Collection Date/Time	Date Received
25G0131	2222575.05 136 Fuller Road	Ground Water	June 30, 2025 3:59 pm	07/02/2025

Volatile Organics, 8260 - TCL-SOM **Log-in Notes:** **Sample Notes:**

Sample Prepared by Method: EPA 5030B

CAS No.	Parameter	Result	Flag	Units	Reported to LOD/MDL	LOQ	Dilution	Reference Method	Date/Time Prepared	Date/Time Analyzed	Analyst
71-55-6	1,1,1-Trichloroethane	ND		ug/L	0.266	0.500	1	EPA 8260D Certifications:	07/11/2025 20:49	07/12/2025 02:27	PMB CTDOH-PH-0723,NELAC-NY10854,NELAC-NY12058,NJDEP-CT
79-34-5	1,1,2,2-Tetrachloroethane	ND		ug/L	0.256	0.500	1	EPA 8260D Certifications:	07/11/2025 20:49	07/12/2025 02:27	PMB CTDOH-PH-0723,NELAC-NY10854,NELAC-NY12058,NJDEP-CT
76-13-1	1,1,2-Trichloro-1,2,2-trifluoroethane (Freon 113)	ND		ug/L	0.286	0.500	1	EPA 8260D Certifications:	07/11/2025 20:49	07/12/2025 02:27	PMB CTDOH-PH-0723,NELAC-NY10854,NELAC-NY12058,NJDEP-CT
79-00-5	1,1,2-Trichloroethane	ND		ug/L	0.249	0.500	1	EPA 8260D Certifications:	07/11/2025 20:49	07/12/2025 02:27	PMB CTDOH-PH-0723,NELAC-NY10854,NELAC-NY12058,NJDEP-CT
75-34-3	**1,1-Dichloroethane**	**3.45**		ug/L	0.272	0.500	1	EPA 8260D Certifications:	07/11/2025 20:49	07/12/2025 02:27	PMB CTDOH-PH-0723,NELAC-NY10854,NELAC-NY12058,NJDEP-C
75-35-4	**1,1-Dichloroethylene**	**0.610**		ug/L	0.327	0.500	1	EPA 8260D Certifications:	07/11/2025 20:49	07/12/2025 02:27	PMB CTDOH-PH-0723,NELAC-NY10854,NELAC-NY12058,NJDEP-C
87-61-6	1,2,3-Trichlorobenzene	ND	CCVE, QL-02	ug/L	0.222	0.500	1	EPA 8260D Certifications:	07/11/2025 20:49	07/12/2025 02:27	PMB NELAC-NY10854,NELAC-NY12058,NJDEP-CT005,PADEP-68-04
120-82-1	1,2,4-Trichlorobenzene	ND	CCVE, QL-02	ug/L	0.138	0.500	1	EPA 8260D Certifications:	07/11/2025 20:49	07/12/2025 02:27	PMB NELAC-NY10854,NELAC-NY12058,NJDEP-CT005,PADEP-68-04
96-12-8	1,2-Dibromo-3-chloropropane	ND		ug/L	0.432	0.500	1	EPA 8260D Certifications:	07/11/2025 20:49	07/12/2025 02:27	PMB CTDOH-PH-0723,NELAC-NY10854,NELAC-NY12058,NJDEP-CT
106-93-4	1,2-Dibromoethane	ND		ug/L	0.215	0.500	1	EPA 8260D Certifications:	07/11/2025 20:49	07/12/2025 02:27	PMB CTDOH-PH-0723,NELAC-NY10854,NELAC-NY12058,NJDEP-CT
95-50-1	1,2-Dichlorobenzene	ND		ug/L	0.270	0.500	1	EPA 8260D Certifications:	07/11/2025 20:49	07/12/2025 02:27	PMB CTDOH-PH-0723,NELAC-NY10854,NELAC-NY12058,NJDEP-CT
107-06-2	1,2-Dichloroethane	ND		ug/L	0.377	0.500	1	EPA 8260D Certifications:	07/11/2025 20:49	07/12/2025 02:27	PMB CTDOH-PH-0723,NELAC-NY10854,NELAC-NY12058,NJDEP-CT
78-87-5	1,2-Dichloropropane	ND		ug/L	0.327	0.500	1	EPA 8260D Certifications:	07/11/2025 20:49	07/12/2025 02:27	PMB CTDOH-PH-0723,NELAC-NY10854,NELAC-NY12058,NJDEP-CT
541-73-1	1,3-Dichlorobenzene	ND	QL-02	ug/L	0.283	0.500	1	EPA 8260D Certifications:	07/11/2025 20:49	07/12/2025 02:27	PMB CTDOH-PH-0723,NELAC-NY10854,NELAC-NY12058,NJDEP-CT

Sample Information

Client Sample ID: MW-20 **York Sample ID:** 25G0131-08

York Project (SDG) No.	Client Project ID	Matrix	Collection Date/Time	Date Received
25G0131	2222575.05 136 Fuller Road	Ground Water	June 30, 2025 3:59 pm	07/02/2025

Volatile Organics, 8260 - TCL-SOM

Log-in Notes:

Sample Notes:

Sample Prepared by Method: EPA 5030B

CAS No.	Parameter	Result	Flag	Units	Reported to LOD/MDL	LOQ	Dilution	Reference Method	Date/Time Prepared	Date/Time Analyzed	Analyst
106-46-7	**1,4-Dichlorobenzene**	**0.410**	QL-02	ug/L	0.311	0.500	1	EPA 8260D	07/11/2025 20:49	07/12/2025 02:27	PMB
								Certifications:	CTDOH-PH-0723,NELAC-NY10854,NELAC-NY12058,NJDEP-C		
78-93-3	2-Butanone	ND		ug/L	0.421	0.500	1	EPA 8260D	07/11/2025 20:49	07/12/2025 02:27	PMB
								Certifications:	CTDOH-PH-0723,NELAC-NY10854,NELAC-NY12058,NJDEP-CT		
591-78-6	2-Hexanone	ND		ug/L	0.320	0.500	1	EPA 8260D	07/11/2025 20:49	07/12/2025 02:27	PMB
								Certifications:	CTDOH-PH-0723,NELAC-NY10854,NELAC-NY12058,NJDEP-CT		
108-10-1	4-Methyl-2-pentanone	ND		ug/L	0.365	0.500	1	EPA 8260D	07/11/2025 20:49	07/12/2025 02:27	PMB
								Certifications:	CTDOH-PH-0723,NELAC-NY10854,NELAC-NY12058,NJDEP-CT		
67-64-1	**Acetone**	**1.87**		ug/L	1.34	2.00	1	EPA 8260D	07/11/2025 20:49	07/12/2025 02:27	PMB
								Certifications:	CTDOH-PH-0723,NELAC-NY10854,NELAC-NY12058,NJDEP-C		
71-43-2	Benzene	ND		ug/L	0.279	0.500	1	EPA 8260D	07/11/2025 20:49	07/12/2025 02:27	PMB
								Certifications:	CTDOH-PH-0723,NELAC-NY10854,NELAC-NY12058,NJDEP-CT		
74-97-5	Bromochloromethane	ND		ug/L	0.354	0.500	1	EPA 8260D	07/11/2025 20:49	07/12/2025 02:27	PMB
								Certifications:	NELAC-NY10854,NELAC-NY12058,NJDEP-CT005,PADEP-68-04		
75-27-4	Bromodichloromethane	ND		ug/L	0.245	0.500	1	EPA 8260D	07/11/2025 20:49	07/12/2025 02:27	PMB
								Certifications:	CTDOH-PH-0723,NELAC-NY10854,NELAC-NY12058,NJDEP-CT		
75-25-2	Bromoform	ND		ug/L	0.163	0.500	1	EPA 8260D	07/11/2025 20:49	07/12/2025 02:27	PMB
								Certifications:	CTDOH-PH-0723,NELAC-NY10854,NELAC-NY12058,NJDEP-CT		
74-83-9	Bromomethane	ND	CCVE, QL-02	ug/L	0.500	2.00	1	EPA 8260D	07/11/2025 20:49	07/12/2025 02:27	PMB
								Certifications:	CTDOH-PH-0723,NELAC-NY10854,NELAC-NY12058,NJDEP-CT		
75-15-0	Carbon disulfide	ND		ug/L	0.362	0.500	1	EPA 8260D	07/11/2025 20:49	07/12/2025 02:27	PMB
								Certifications:	CTDOH-PH-0723,NELAC-NY10854,NELAC-NY12058,NJDEP-CT		
56-23-5	Carbon tetrachloride	ND		ug/L	0.204	0.500	1	EPA 8260D	07/11/2025 20:49	07/12/2025 02:27	PMB
								Certifications:	CTDOH-PH-0723,NELAC-NY10854,NELAC-NY12058,NJDEP-CT		
108-90-7	Chlorobenzene	ND		ug/L	0.284	0.500	1	EPA 8260D	07/11/2025 20:49	07/12/2025 02:27	PMB
								Certifications:	CTDOH-PH-0723,NELAC-NY10854,NELAC-NY12058,NJDEP-CT		
75-00-3	**Chloroethane**	**1.87**		ug/L	0.448	0.500	1	EPA 8260D	07/11/2025 20:49	07/12/2025 02:27	PMB
								Certifications:	CTDOH-PH-0723,NELAC-NY10854,NELAC-NY12058,NJDEP-C		
67-66-3	Chloroform	ND		ug/L	0.243	0.500	1	EPA 8260D	07/11/2025 20:49	07/12/2025 02:27	PMB
								Certifications:	CTDOH-PH-0723,NELAC-NY10854,NELAC-NY12058,NJDEP-CT		
74-87-3	Chloromethane	ND	CCVE, QL-02	ug/L	0.372	0.500	1	EPA 8260D	07/11/2025 20:49	07/12/2025 02:27	PMB
								Certifications:	CTDOH-PH-0723,NELAC-NY10854,NELAC-NY12058,NJDEP-CT		
156-59-2	**cis-1,2-Dichloroethylene**	**3.32**		ug/L	0.294	0.500	1	EPA 8260D	07/11/2025 20:49	07/12/2025 02:27	PMB
								Certifications:	CTDOH-PH-0723,NELAC-NY10854,NELAC-NY12058,NJDEP-C		
10061-01-5	cis-1,3-Dichloropropylene	ND		ug/L	0.262	0.500	1	EPA 8260D	07/11/2025 20:49	07/12/2025 02:27	PMB
								Certifications:	CTDOH-PH-0723,NELAC-NY10854,NELAC-NY12058,NJDEP-CT		
110-82-7	Cyclohexane	ND		ug/L	0.491	0.500	1	EPA 8260D	07/11/2025 20:49	07/12/2025 02:27	PMB
								Certifications:	NELAC-NY10854,NELAC-NY12058,NJDEP-CT005,PADEP-68-04		
124-48-1	Dibromochloromethane	ND		ug/L	0.146	0.500	1	EPA 8260D	07/11/2025 20:49	07/12/2025 02:27	PMB
								Certifications:	CTDOH-PH-0723,NELAC-NY10854,NELAC-NY12058,NJDEP-CT		
75-71-8	**Dichlorodifluoromethane**	**0.520**	CCVE, QL-02	ug/L	0.451	0.500	1	EPA 8260D	07/11/2025 20:49	07/12/2025 02:27	PMB
								Certifications:	NELAC-NY10854,NELAC-NY12058,NJDEP-CT005,PADEP-68-0		
100-41-4	**Ethyl Benzene**	**11.6**		ug/L	0.290	0.500	1	EPA 8260D	07/11/2025 20:49	07/12/2025 02:27	PMB
								Certifications:	CTDOH-PH-0723,NELAC-NY10854,NELAC-NY12058,NJDEP-C		
98-82-8	**Isopropylbenzene**	**0.500**		ug/L	0.405	0.500	1	EPA 8260D	07/11/2025 20:49	07/12/2025 02:27	PMB
								Certifications:	CTDOH-PH-0723,NELAC-NY10854,NELAC-NY12058,NJDEP-C		

Sample Information

Client Sample ID: MW-20 **York Sample ID:** 25G0131-08

York Project (SDG) No.	Client Project ID	Matrix	Collection Date/Time	Date Received
25G0131	2222575.05 136 Fuller Road	Ground Water	June 30, 2025 3:59 pm	07/02/2025

Volatile Organics, 8260 - TCL-SOM

Log-in Notes:

Sample Notes:

Sample Prepared by Method: EPA 5030B

CAS No.	Parameter	Result	Flag	Units	Reported to LOD/MDL	LOQ	Dilution	Reference Method	Date/Time Prepared	Date/Time Analyzed	Analyst
79-20-9	Methyl acetate	ND		ug/L	0.442	0.500	1	EPA 8260D	07/11/2025 20:49	07/12/2025 02:27	PMB
								Certifications:	NELAC-NY10854,NELAC-NY12058,NJDEP-CT005,PADEP-68-04		
1634-04-4	Methyl tert-butyl ether (MTBE)	ND		ug/L	0.244	0.500	1	EPA 8260D	07/11/2025 20:49	07/12/2025 02:27	PMB
								Certifications:	CTDOH-PH-0723,NELAC-NY10854,NELAC-NY12058,NJDEP-CT		
108-87-2	**Methylcyclohexane**	**1.43**		ug/L	0.477	0.500	1	EPA 8260D	07/11/2025 20:49	07/12/2025 02:27	PMB
								Certifications:	NELAC-NY10854,NELAC-NY12058,NJDEP-CT005,PADEP-68-04		
75-09-2	Methylene chloride	ND		ug/L	0.397	2.00	1	EPA 8260D	07/11/2025 20:49	07/12/2025 02:27	PMB
								Certifications:	CTDOH-PH-0723,NELAC-NY10854,NELAC-NY12058,NJDEP-CT		
95-47-6	**o-Xylene**	**5.16**		ug/L	0.261	0.500	1	EPA 8260D	07/11/2025 20:49	07/12/2025 02:27	PMB
								Certifications:	CTDOH-PH-0723,NELAC-NY10854,NELAC-NY12058,PADEP-68		
179601-23-1	**p- & m- Xylenes**	**22.8**		ug/L	0.578	1.00	1	EPA 8260D	07/11/2025 20:49	07/12/2025 02:27	PMB
								Certifications:	CTDOH-PH-0723,NELAC-NY10854,NELAC-NY12058,PADEP-68		
99-87-6	**p-Isopropyltoluene**	**0.560**	QL-02	ug/L	0.377	0.500	1	EPA 8260D	07/11/2025 20:49	07/12/2025 02:27	PMB
								Certifications:	CTDOH-PH-0723,NELAC-NY10854,NELAC-NY12058,NJDEP-C		
100-42-5	Styrene	ND		ug/L	0.255	0.500	1	EPA 8260D	07/11/2025 20:49	07/12/2025 02:27	PMB
								Certifications:	CTDOH-PH-0723,NELAC-NY10854,NELAC-NY12058,NJDEP-CT		
127-18-4	Tetrachloroethylene	ND	ICVE, QL-02	ug/L	0.239	0.500	1	EPA 8260D	07/11/2025 20:49	07/12/2025 02:27	PMB
								Certifications:	CTDOH-PH-0723,NELAC-NY10854,NELAC-NY12058,NJDEP-CT		
108-88-3	Toluene	ND		ug/L	0.346	0.500	1	EPA 8260D	07/11/2025 20:49	07/12/2025 02:27	PMB
								Certifications:	CTDOH-PH-0723,NELAC-NY10854,NELAC-NY12058,NJDEP-CT		
156-60-5	trans-1,2-Dichloroethylene	ND		ug/L	0.279	0.500	1	EPA 8260D	07/11/2025 20:49	07/12/2025 02:27	PMB
								Certifications:	CTDOH-PH-0723,NELAC-NY10854,NELAC-NY12058,NJDEP-CT		
10061-02-6	trans-1,3-Dichloropropylene	ND		ug/L	0.229	0.500	1	EPA 8260D	07/11/2025 20:49	07/12/2025 02:27	PMB
								Certifications:	CTDOH-PH-0723,NELAC-NY10854,NELAC-NY12058,NJDEP-CT		
79-01-6	**Trichloroethylene**	**0.410**	QL-02	ug/L	0.249	0.500	1	EPA 8260D	07/11/2025 20:49	07/12/2025 02:27	PMB
								Certifications:	CTDOH-PH-0723,NELAC-NY10854,NELAC-NY12058,NJDEP-C		
75-69-4	**Trichlorofluoromethane**	**0.390**		ug/L	0.337	0.500	1	EPA 8260D	07/11/2025 20:49	07/12/2025 02:27	PMB
								Certifications:	CTDOH-PH-0723,NELAC-NY10854,NELAC-NY12058,NJDEP-C		
75-01-4	Vinyl Chloride	ND	CCVE, QL-02	ug/L	0.469	0.500	1	EPA 8260D	07/11/2025 20:49	07/12/2025 02:27	PMB
								Certifications:	CTDOH-PH-0723,NELAC-NY10854,NELAC-NY12058,NJDEP-CT		
1330-20-7	**Xylenes, Total**	**28.0**		ug/L	0.839	1.50	1	EPA 8260D	07/11/2025 20:49	07/12/2025 02:27	PMB
								Certifications:	CTDOH-PH-0723,NELAC-NY10854,NELAC-NY12058,NJDEP-C		

	Surrogate Recoveries	Result	Acceptance Range
17060-07-0	*Surrogate: SURR: 1,2-Dichloroethane-d4*	*100 %*	*70-130*
2037-26-5	*Surrogate: SURR: Toluene-d8*	*96.8 %*	*70-130*
460-00-4	*Surrogate: SURR: p-Bromofluorobenzene*	*103 %*	*70-130*

Sample Information

Client Sample ID: MW-25 **York Sample ID:** 25G0131-09

York Project (SDG) No.	Client Project ID	Matrix	Collection Date/Time	Date Received
25G0131	2222575.05 136 Fuller Road	Ground Water	July 1, 2025 8:35 am	07/02/2025

Volatile Organics, 8260 - TCL-SOM

Log-in Notes:

Sample Notes:

Sample Prepared by Method: EPA 5030B

CAS No.	Parameter	Result	Flag	Units	Reported to LOD/MDL	LOQ	Dilution	Reference Method	Date/Time Prepared	Date/Time Analyzed	Analyst
71-55-6	1,1,1-Trichloroethane	ND		ug/L	0.266	0.500	1	EPA 8260D Certifications:	07/11/2025 20:49	07/12/2025 02:57	PMB CTDOH-PH-0723,NELAC-NY10854,NELAC-NY12058,NJDEP-CT
79-34-5	1,1,2,2-Tetrachloroethane	ND		ug/L	0.256	0.500	1	EPA 8260D Certifications:	07/11/2025 20:49	07/12/2025 02:57	PMB CTDOH-PH-0723,NELAC-NY10854,NELAC-NY12058,NJDEP-CT
76-13-1	1,1,2-Trichloro-1,2,2-trifluoroethane (Freon 113)	ND		ug/L	0.286	0.500	1	EPA 8260D Certifications:	07/11/2025 20:49	07/12/2025 02:57	PMB CTDOH-PH-0723,NELAC-NY10854,NELAC-NY12058,NJDEP-CT
79-00-5	1,1,2-Trichloroethane	ND		ug/L	0.249	0.500	1	EPA 8260D Certifications:	07/11/2025 20:49	07/12/2025 02:57	PMB CTDOH-PH-0723,NELAC-NY10854,NELAC-NY12058,NJDEP-CT
75-34-3	**1,1-Dichloroethane**	**62.9**		ug/L	0.272	0.500	1	EPA 8260D Certifications:	07/11/2025 20:49	07/12/2025 02:57	PMB CTDOH-PH-0723,NELAC-NY10854,NELAC-NY12058,NJDEP-C
75-35-4	**1,1-Dichloroethylene**	**3.26**		ug/L	0.327	0.500	1	EPA 8260D Certifications:	07/11/2025 20:49	07/12/2025 02:57	PMB CTDOH-PH-0723,NELAC-NY10854,NELAC-NY12058,NJDEP-C
87-61-6	1,2,3-Trichlorobenzene	ND	CCVE, QL-02	ug/L	0.222	0.500	1	EPA 8260D Certifications:	07/11/2025 20:49	07/12/2025 02:57	PMB NELAC-NY10854,NELAC-NY12058,NJDEP-CT005,PADEP-68-04
120-82-1	1,2,4-Trichlorobenzene	ND	CCVE, QL-02	ug/L	0.138	0.500	1	EPA 8260D Certifications:	07/11/2025 20:49	07/12/2025 02:57	PMB NELAC-NY10854,NELAC-NY12058,NJDEP-CT005,PADEP-68-04
96-12-8	1,2-Dibromo-3-chloropropane	ND		ug/L	0.432	0.500	1	EPA 8260D Certifications:	07/11/2025 20:49	07/12/2025 02:57	PMB CTDOH-PH-0723,NELAC-NY10854,NELAC-NY12058,NJDEP-CT
106-93-4	1,2-Dibromoethane	ND		ug/L	0.215	0.500	1	EPA 8260D Certifications:	07/11/2025 20:49	07/12/2025 02:57	PMB CTDOH-PH-0723,NELAC-NY10854,NELAC-NY12058,NJDEP-CT
95-50-1	1,2-Dichlorobenzene	ND		ug/L	0.270	0.500	1	EPA 8260D Certifications:	07/11/2025 20:49	07/12/2025 02:57	PMB CTDOH-PH-0723,NELAC-NY10854,NELAC-NY12058,NJDEP-CT
107-06-2	1,2-Dichloroethane	ND		ug/L	0.377	0.500	1	EPA 8260D Certifications:	07/11/2025 20:49	07/12/2025 02:57	PMB CTDOH-PH-0723,NELAC-NY10854,NELAC-NY12058,NJDEP-CT
78-87-5	1,2-Dichloropropane	ND		ug/L	0.327	0.500	1	EPA 8260D Certifications:	07/11/2025 20:49	07/12/2025 02:57	PMB CTDOH-PH-0723,NELAC-NY10854,NELAC-NY12058,NJDEP-CT
541-73-1	1,3-Dichlorobenzene	ND	QL-02	ug/L	0.283	0.500	1	EPA 8260D Certifications:	07/11/2025 20:49	07/12/2025 02:57	PMB CTDOH-PH-0723,NELAC-NY10854,NELAC-NY12058,NJDEP-CT
106-46-7	1,4-Dichlorobenzene	ND	QL-02	ug/L	0.311	0.500	1	EPA 8260D Certifications:	07/11/2025 20:49	07/12/2025 02:57	PMB CTDOH-PH-0723,NELAC-NY10854,NELAC-NY12058,NJDEP-CT
78-93-3	**2-Butanone**	**1.58**		ug/L	0.421	0.500	1	EPA 8260D Certifications:	07/11/2025 20:49	07/12/2025 02:57	PMB CTDOH-PH-0723,NELAC-NY10854,NELAC-NY12058,NJDEP-C
591-78-6	2-Hexanone	ND		ug/L	0.320	0.500	1	EPA 8260D Certifications:	07/11/2025 20:49	07/12/2025 02:57	PMB CTDOH-PH-0723,NELAC-NY10854,NELAC-NY12058,NJDEP-CT
108-10-1	4-Methyl-2-pentanone	ND		ug/L	0.365	0.500	1	EPA 8260D Certifications:	07/11/2025 20:49	07/12/2025 02:57	PMB CTDOH-PH-0723,NELAC-NY10854,NELAC-NY12058,NJDEP-CT
67-64-1	**Acetone**	**4.47**	CCVE	ug/L	1.34	2.00	1	EPA 8260D Certifications:	07/11/2025 20:49	07/12/2025 02:57	PMB CTDOH-PH-0723,NELAC-NY10854,NELAC-NY12058,NJDEP-C
71-43-2	Benzene	ND		ug/L	0.279	0.500	1	EPA 8260D Certifications:	07/11/2025 20:49	07/12/2025 02:57	PMB CTDOH-PH-0723,NELAC-NY10854,NELAC-NY12058,NJDEP-CT
74-97-5	Bromochloromethane	ND		ug/L	0.354	0.500	1	EPA 8260D Certifications:	07/11/2025 20:49	07/12/2025 02:57	PMB NELAC-NY10854,NELAC-NY12058,NJDEP-CT005,PADEP-68-04
75-27-4	Bromodichloromethane	ND		ug/L	0.245	0.500	1	EPA 8260D Certifications:	07/11/2025 20:49	07/12/2025 02:57	PMB CTDOH-PH-0723,NELAC-NY10854,NELAC-NY12058,NJDEP-CT
75-25-2	Bromoform	ND		ug/L	0.163	0.500	1	EPA 8260D Certifications:	07/11/2025 20:49	07/12/2025 02:57	PMB CTDOH-PH-0723,NELAC-NY10854,NELAC-NY12058,NJDEP-CT

Sample Information

Client Sample ID: MW-25 **York Sample ID:** 25G0131-09

York Project (SDG) No.	Client Project ID	Matrix	Collection Date/Time	Date Received
25G0131	2222575.05 136 Fuller Road	Ground Water	July 1, 2025 8:35 am	07/02/2025

Volatile Organics, 8260 - TCL-SOM

Log-in Notes:

Sample Notes:

Sample Prepared by Method: EPA 5030B

CAS No.	Parameter	Result	Flag	Units	Reported to LOD/MDL	LOQ	Dilution	Reference Method	Date/Time Prepared	Date/Time Analyzed	Analyst
74-83-9	Bromomethane	ND	CCVE, QL-02	ug/L	0.500	2.00	1	EPA 8260D Certifications:	07/11/2025 20:49	07/12/2025 02:57	PMB CTDOH-PH-0723,NELAC-NY10854,NELAC-NY12058,NJDEP-CT
75-15-0	Carbon disulfide	ND		ug/L	0.362	0.500	1	EPA 8260D Certifications:	07/11/2025 20:49	07/12/2025 02:57	PMB CTDOH-PH-0723,NELAC-NY10854,NELAC-NY12058,NJDEP-CT
56-23-5	Carbon tetrachloride	ND		ug/L	0.204	0.500	1	EPA 8260D Certifications:	07/11/2025 20:49	07/12/2025 02:57	PMB CTDOH-PH-0723,NELAC-NY10854,NELAC-NY12058,NJDEP-CT
108-90-7	Chlorobenzene	ND		ug/L	0.284	0.500	1	EPA 8260D Certifications:	07/11/2025 20:49	07/12/2025 02:57	PMB CTDOH-PH-0723,NELAC-NY10854,NELAC-NY12058,NJDEP-CT
75-00-3	**Chloroethane**	**6.36**		ug/L	0.448	0.500	1	EPA 8260D Certifications:	07/11/2025 20:49	07/12/2025 02:57	PMB CTDOH-PH-0723,NELAC-NY10854,NELAC-NY12058,NJDEP-C
67-66-3	Chloroform	ND		ug/L	0.243	0.500	1	EPA 8260D Certifications:	07/11/2025 20:49	07/12/2025 02:57	PMB CTDOH-PH-0723,NELAC-NY10854,NELAC-NY12058,NJDEP-CT
74-87-3	Chloromethane	ND	CCVE, QL-02	ug/L	0.372	0.500	1	EPA 8260D Certifications:	07/11/2025 20:49	07/12/2025 02:57	PMB CTDOH-PH-0723,NELAC-NY10854,NELAC-NY12058,NJDEP-CT
156-59-2	**cis-1,2-Dichloroethylene**	**10.6**		ug/L	0.294	0.500	1	EPA 8260D Certifications:	07/11/2025 20:49	07/12/2025 02:57	PMB CTDOH-PH-0723,NELAC-NY10854,NELAC-NY12058,NJDEP-C
10061-01-5	cis-1,3-Dichloropropylene	ND		ug/L	0.262	0.500	1	EPA 8260D Certifications:	07/11/2025 20:49	07/12/2025 02:57	PMB CTDOH-PH-0723,NELAC-NY10854,NELAC-NY12058,NJDEP-CT
110-82-7	Cyclohexane	ND		ug/L	0.491	0.500	1	EPA 8260D Certifications:	07/11/2025 20:49	07/12/2025 02:57	PMB NELAC-NY10854,NELAC-NY12058,NJDEP-CT005,PADEP-68-04
124-48-1	Dibromochloromethane	ND		ug/L	0.146	0.500	1	EPA 8260D Certifications:	07/11/2025 20:49	07/12/2025 02:57	PMB CTDOH-PH-0723,NELAC-NY10854,NELAC-NY12058,NJDEP-CT
75-71-8	**Dichlorodifluoromethane**	**7.67**	CCVE, QL-02	ug/L	0.451	0.500	1	EPA 8260D Certifications:	07/11/2025 20:49	07/12/2025 02:57	PMB NELAC-NY10854,NELAC-NY12058,NJDEP-CT005,PADEP-68-0
100-41-4	Ethyl Benzene	ND		ug/L	0.290	0.500	1	EPA 8260D Certifications:	07/11/2025 20:49	07/12/2025 02:57	PMB CTDOH-PH-0723,NELAC-NY10854,NELAC-NY12058,NJDEP-CT
98-82-8	Isopropylbenzene	ND		ug/L	0.405	0.500	1	EPA 8260D Certifications:	07/11/2025 20:49	07/12/2025 02:57	PMB CTDOH-PH-0723,NELAC-NY10854,NELAC-NY12058,NJDEP-CT
79-20-9	Methyl acetate	ND		ug/L	0.442	0.500	1	EPA 8260D Certifications:	07/11/2025 20:49	07/12/2025 02:57	PMB NELAC-NY10854,NELAC-NY12058,NJDEP-CT005,PADEP-68-04
1634-04-4	Methyl tert-butyl ether (MTBE)	ND		ug/L	0.244	0.500	1	EPA 8260D Certifications:	07/11/2025 20:49	07/12/2025 02:57	PMB CTDOH-PH-0723,NELAC-NY10854,NELAC-NY12058,NJDEP-CT
108-87-2	Methylcyclohexane	ND		ug/L	0.477	0.500	1	EPA 8260D Certifications:	07/11/2025 20:49	07/12/2025 02:57	PMB NELAC-NY10854,NELAC-NY12058,NJDEP-CT005,PADEP-68-04
75-09-2	Methylene chloride	ND		ug/L	0.397	2.00	1	EPA 8260D Certifications:	07/11/2025 20:49	07/12/2025 02:57	PMB CTDOH-PH-0723,NELAC-NY10854,NELAC-NY12058,NJDEP-CT
95-47-6	o-Xylene	ND		ug/L	0.261	0.500	1	EPA 8260D Certifications:	07/11/2025 20:49	07/12/2025 02:57	PMB CTDOH-PH-0723,NELAC-NY10854,NELAC-NY12058,PADEP-68
179601-23-1	p- & m- Xylenes	ND		ug/L	0.578	1.00	1	EPA 8260D Certifications:	07/11/2025 20:49	07/12/2025 02:57	PMB CTDOH-PH-0723,NELAC-NY10854,NELAC-NY12058,PADEP-68
99-87-6	p-Isopropyltoluene	ND	QL-02	ug/L	0.377	0.500	1	EPA 8260D Certifications:	07/11/2025 20:49	07/12/2025 02:57	PMB CTDOH-PH-0723,NELAC-NY10854,NELAC-NY12058,NJDEP-CT
100-42-5	Styrene	ND		ug/L	0.255	0.500	1	EPA 8260D Certifications:	07/11/2025 20:49	07/12/2025 02:57	PMB CTDOH-PH-0723,NELAC-NY10854,NELAC-NY12058,NJDEP-CT
127-18-4	Tetrachloroethylene	ND	ICVE, QL-02	ug/L	0.239	0.500	1	EPA 8260D Certifications:	07/11/2025 20:49	07/12/2025 02:57	PMB CTDOH-PH-0723,NELAC-NY10854,NELAC-NY12058,NJDEP-CT

Sample Information

Client Sample ID: MW-25 **York Sample ID:** 25G0131-09

York Project (SDG) No.	Client Project ID	Matrix	Collection Date/Time	Date Received
25G0131	2222575.05 136 Fuller Road	Ground Water	July 1, 2025 8:35 am	07/02/2025

Volatile Organics, 8260 - TCL-SOM **Log-in Notes:** **Sample Notes:**

Sample Prepared by Method: EPA 5030B

CAS No.	Parameter	Result	Flag	Units	Reported to LOD/MDL	LOQ	Dilution	Reference Method	Date/Time Prepared	Date/Time Analyzed	Analyst
108-88-3	Toluene	ND		ug/L	0.346	0.500	1	EPA 8260D Certifications:	07/11/2025 20:49 CTDOH-PH-0723,NELAC-NY10854,NELAC-NY12058,NJDEP-CT	07/12/2025 02:57	PMB
156-60-5	trans-1,2-Dichloroethylene	ND		ug/L	0.279	0.500	1	EPA 8260D Certifications:	07/11/2025 20:49 CTDOH-PH-0723,NELAC-NY10854,NELAC-NY12058,NJDEP-CT	07/12/2025 02:57	PMB
10061-02-6	trans-1,3-Dichloropropylene	ND		ug/L	0.229	0.500	1	EPA 8260D Certifications:	07/11/2025 20:49 CTDOH-PH-0723,NELAC-NY10854,NELAC-NY12058,NJDEP-CT	07/12/2025 02:57	PMB
79-01-6	**Trichloroethylene**	**1.93**	QL-02	ug/L	0.249	0.500	1	EPA 8260D Certifications:	07/11/2025 20:49 CTDOH-PH-0723,NELAC-NY10854,NELAC-NY12058,NJDEP-C	07/12/2025 02:57	PMB
75-69-4	**Trichlorofluoromethane**	**4.46**		ug/L	0.337	0.500	1	EPA 8260D Certifications:	07/11/2025 20:49 CTDOH-PH-0723,NELAC-NY10854,NELAC-NY12058,NJDEP-C	07/12/2025 02:57	PMB
75-01-4	**Vinyl Chloride**	**7.06**	CCVE, QL-02	ug/L	0.469	0.500	1	EPA 8260D Certifications:	07/11/2025 20:49 CTDOH-PH-0723,NELAC-NY10854,NELAC-NY12058,NJDEP-C	07/12/2025 02:57	PMB
1330-20-7	Xylenes, Total	ND		ug/L	0.839	1.50	1	EPA 8260D Certifications:	07/11/2025 20:49 CTDOH-PH-0723,NELAC-NY10854,NELAC-NY12058,NJDEP-CT	07/12/2025 02:57	PMB

	Surrogate Recoveries	Result	Acceptance Range
17060-07-0	*Surrogate: SURR: 1,2-Dichloroethane-d4*	*104 %*	*70-130*
2037-26-5	*Surrogate: SURR: Toluene-d8*	*98.7 %*	*70-130*
460-00-4	*Surrogate: SURR: p-Bromofluorobenzene*	*102 %*	*70-130*

Sample Information

Client Sample ID: MW-27 **York Sample ID:** 25G0131-10

York Project (SDG) No.	Client Project ID	Matrix	Collection Date/Time	Date Received
25G0131	2222575.05 136 Fuller Road	Ground Water	July 1, 2025 8:45 am	07/02/2025

Volatile Organics, 8260 - TCL-SOM **Log-in Notes:** **Sample Notes:**

Sample Prepared by Method: EPA 5030B

CAS No.	Parameter	Result	Flag	Units	Reported to LOD/MDL	LOQ	Dilution	Reference Method	Date/Time Prepared	Date/Time Analyzed	Analyst
71-55-6	1,1,1-Trichloroethane	ND		ug/L	0.266	0.500	1	EPA 8260D Certifications:	07/11/2025 07:00 CTDOH-PH-0723,NELAC-NY10854,NELAC-NY12058,NJDEP-CT	07/11/2025 15:48	PMB
79-34-5	1,1,2,2-Tetrachloroethane	ND		ug/L	0.256	0.500	1	EPA 8260D Certifications:	07/11/2025 07:00 CTDOH-PH-0723,NELAC-NY10854,NELAC-NY12058,NJDEP-CT	07/11/2025 15:48	PMB
76-13-1	1,1,2-Trichloro-1,2,2-trifluoroethane (Freon 113)	ND		ug/L	0.286	0.500	1	EPA 8260D Certifications:	07/11/2025 07:00 CTDOH-PH-0723,NELAC-NY10854,NELAC-NY12058,NJDEP-CT	07/11/2025 15:48	PMB
79-00-5	1,1,2-Trichloroethane	ND		ug/L	0.249	0.500	1	EPA 8260D Certifications:	07/11/2025 07:00 CTDOH-PH-0723,NELAC-NY10854,NELAC-NY12058,NJDEP-CT	07/11/2025 15:48	PMB
75-34-3	**1,1-Dichloroethane**	**3.75**		ug/L	0.272	0.500	1	EPA 8260D Certifications:	07/11/2025 07:00 CTDOH-PH-0723,NELAC-NY10854,NELAC-NY12058,NJDEP-C	07/11/2025 15:48	PMB
75-35-4	1,1-Dichloroethylene	ND		ug/L	0.327	0.500	1	EPA 8260D Certifications:	07/11/2025 07:00 CTDOH-PH-0723,NELAC-NY10854,NELAC-NY12058,NJDEP-CT	07/11/2025 15:48	PMB

Sample Information

Client Sample ID: MW-27 **York Sample ID:** 25G0131-10

York Project (SDG) No.	Client Project ID	Matrix	Collection Date/Time	Date Received
25G0131	2222575.05 136 Fuller Road	Ground Water	July 1, 2025 8:45 am	07/02/2025

Volatile Organics, 8260 - TCL-SOM

Log-in Notes:

Sample Notes:

Sample Prepared by Method: EPA 5030B

CAS No.	Parameter	Result	Flag	Units	Reported to LOD/MDL	LOQ	Dilution	Reference Method	Date/Time Prepared	Date/Time Analyzed	Analyst
87-61-6	1,2,3-Trichlorobenzene	ND		ug/L	0.222	0.500	1	EPA 8260D	07/11/2025 07:00	07/11/2025 15:48	PMB
								Certifications:	NELAC-NY10854,NELAC-NY12058,NJDEP-CT005,PADEP-68-04		
120-82-1	1,2,4-Trichlorobenzene	ND		ug/L	0.138	0.500	1	EPA 8260D	07/11/2025 07:00	07/11/2025 15:48	PMB
								Certifications:	NELAC-NY10854,NELAC-NY12058,NJDEP-CT005,PADEP-68-04		
96-12-8	1,2-Dibromo-3-chloropropane	ND		ug/L	0.432	0.500	1	EPA 8260D	07/11/2025 07:00	07/11/2025 15:48	PMB
								Certifications:	CTDOH-PH-0723,NELAC-NY10854,NELAC-NY12058,NJDEP-CT		
106-93-4	1,2-Dibromoethane	ND		ug/L	0.215	0.500	1	EPA 8260D	07/11/2025 07:00	07/11/2025 15:48	PMB
								Certifications:	CTDOH-PH-0723,NELAC-NY10854,NELAC-NY12058,NJDEP-CT		
95-50-1	1,2-Dichlorobenzene	ND		ug/L	0.270	0.500	1	EPA 8260D	07/11/2025 07:00	07/11/2025 15:48	PMB
								Certifications:	CTDOH-PH-0723,NELAC-NY10854,NELAC-NY12058,NJDEP-CT		
107-06-2	1,2-Dichloroethane	ND		ug/L	0.377	0.500	1	EPA 8260D	07/11/2025 07:00	07/11/2025 15:48	PMB
								Certifications:	CTDOH-PH-0723,NELAC-NY10854,NELAC-NY12058,NJDEP-CT		
78-87-5	1,2-Dichloropropane	ND		ug/L	0.327	0.500	1	EPA 8260D	07/11/2025 07:00	07/11/2025 15:48	PMB
								Certifications:	CTDOH-PH-0723,NELAC-NY10854,NELAC-NY12058,NJDEP-CT		
541-73-1	1,3-Dichlorobenzene	ND		ug/L	0.283	0.500	1	EPA 8260D	07/11/2025 07:00	07/11/2025 15:48	PMB
								Certifications:	CTDOH-PH-0723,NELAC-NY10854,NELAC-NY12058,NJDEP-CT		
106-46-7	1,4-Dichlorobenzene	ND		ug/L	0.311	0.500	1	EPA 8260D	07/11/2025 07:00	07/11/2025 15:48	PMB
								Certifications:	CTDOH-PH-0723,NELAC-NY10854,NELAC-NY12058,NJDEP-CT		
78-93-3	**2-Butanone**	**5.48**		ug/L	0.421	0.500	1	EPA 8260D	07/11/2025 07:00	07/11/2025 15:48	PMB
								Certifications:	CTDOH-PH-0723,NELAC-NY10854,NELAC-NY12058,NJDEP-C		
591-78-6	2-Hexanone	ND		ug/L	0.320	0.500	1	EPA 8260D	07/11/2025 07:00	07/11/2025 15:48	PMB
								Certifications:	CTDOH-PH-0723,NELAC-NY10854,NELAC-NY12058,NJDEP-CT		
108-10-1	4-Methyl-2-pentanone	ND		ug/L	0.365	0.500	1	EPA 8260D	07/11/2025 07:00	07/11/2025 15:48	PMB
								Certifications:	CTDOH-PH-0723,NELAC-NY10854,NELAC-NY12058,NJDEP-CT		
67-64-1	**Acetone**	**1.67**		ug/L	1.34	2.00	1	EPA 8260D	07/11/2025 07:00	07/11/2025 15:48	PMB
								Certifications:	CTDOH-PH-0723,NELAC-NY10854,NELAC-NY12058,NJDEP-C		
71-43-2	Benzene	ND		ug/L	0.279	0.500	1	EPA 8260D	07/11/2025 07:00	07/11/2025 15:48	PMB
								Certifications:	CTDOH-PH-0723,NELAC-NY10854,NELAC-NY12058,NJDEP-CT		
74-97-5	Bromochloromethane	ND		ug/L	0.354	0.500	1	EPA 8260D	07/11/2025 07:00	07/11/2025 15:48	PMB
								Certifications:	NELAC-NY10854,NELAC-NY12058,NJDEP-CT005,PADEP-68-04		
75-27-4	Bromodichloromethane	ND		ug/L	0.245	0.500	1	EPA 8260D	07/11/2025 07:00	07/11/2025 15:48	PMB
								Certifications:	CTDOH-PH-0723,NELAC-NY10854,NELAC-NY12058,NJDEP-CT		
75-25-2	Bromoform	ND		ug/L	0.163	0.500	1	EPA 8260D	07/11/2025 07:00	07/11/2025 15:48	PMB
								Certifications:	CTDOH-PH-0723,NELAC-NY10854,NELAC-NY12058,NJDEP-CT		
74-83-9	Bromomethane	ND		ug/L	0.500	2.00	1	EPA 8260D	07/11/2025 07:00	07/11/2025 15:48	PMB
								Certifications:	CTDOH-PH-0723,NELAC-NY10854,NELAC-NY12058,NJDEP-CT		
75-15-0	Carbon disulfide	ND		ug/L	0.362	0.500	1	EPA 8260D	07/11/2025 07:00	07/11/2025 15:48	PMB
								Certifications:	CTDOH-PH-0723,NELAC-NY10854,NELAC-NY12058,NJDEP-CT		
56-23-5	Carbon tetrachloride	ND		ug/L	0.204	0.500	1	EPA 8260D	07/11/2025 07:00	07/11/2025 15:48	PMB
								Certifications:	CTDOH-PH-0723,NELAC-NY10854,NELAC-NY12058,NJDEP-CT		
108-90-7	Chlorobenzene	ND		ug/L	0.284	0.500	1	EPA 8260D	07/11/2025 07:00	07/11/2025 15:48	PMB
								Certifications:	CTDOH-PH-0723,NELAC-NY10854,NELAC-NY12058,NJDEP-CT		
75-00-3	**Chloroethane**	**0.650**		ug/L	0.448	0.500	1	EPA 8260D	07/11/2025 07:00	07/11/2025 15:48	PMB
								Certifications:	CTDOH-PH-0723,NELAC-NY10854,NELAC-NY12058,NJDEP-C		
67-66-3	Chloroform	ND		ug/L	0.243	0.500	1	EPA 8260D	07/11/2025 07:00	07/11/2025 15:48	PMB
								Certifications:	CTDOH-PH-0723,NELAC-NY10854,NELAC-NY12058,NJDEP-CT		

Sample Information

Client Sample ID: MW-27 **York Sample ID:** 25G0131-10

York Project (SDG) No.	Client Project ID	Matrix	Collection Date/Time	Date Received
25G0131	2222575.05 136 Fuller Road	Ground Water	July 1, 2025 8:45 am	07/02/2025

Volatile Organics, 8260 - TCL-SOM

Log-in Notes:

Sample Notes:

Sample Prepared by Method: EPA 5030B

CAS No.	Parameter	Result	Flag	Units	Reported to LOD/MDL	LOQ	Dilution	Reference Method	Date/Time Prepared	Date/Time Analyzed	Analyst
74-87-3	Chloromethane	ND		ug/L	0.372	0.500	1	EPA 8260D	07/11/2025 07:00	07/11/2025 15:48	PMB
								Certifications:	CTDOH-PH-0723,NELAC-NY10854,NELAC-NY12058,NJDEP-CT		
156-59-2	**cis-1,2-Dichloroethylene**	**51.6**		ug/L	0.294	0.500	1	EPA 8260D	07/11/2025 07:00	07/11/2025 15:48	PMB
								Certifications:	CTDOH-PH-0723,NELAC-NY10854,NELAC-NY12058,NJDEP-C		
10061-01-5	cis-1,3-Dichloropropylene	ND		ug/L	0.262	0.500	1	EPA 8260D	07/11/2025 07:00	07/11/2025 15:48	PMB
								Certifications:	CTDOH-PH-0723,NELAC-NY10854,NELAC-NY12058,NJDEP-CT		
110-82-7	Cyclohexane	ND		ug/L	0.491	0.500	1	EPA 8260D	07/11/2025 07:00	07/11/2025 15:48	PMB
								Certifications:	NELAC-NY10854,NELAC-NY12058,NJDEP-CT005,PADEP-68-04		
124-48-1	Dibromochloromethane	ND		ug/L	0.146	0.500	1	EPA 8260D	07/11/2025 07:00	07/11/2025 15:48	PMB
								Certifications:	CTDOH-PH-0723,NELAC-NY10854,NELAC-NY12058,NJDEP-CT		
75-71-8	**Dichlorodifluoromethane**	**5.17**		ug/L	0.451	0.500	1	EPA 8260D	07/11/2025 07:00	07/11/2025 15:48	PMB
								Certifications:	NELAC-NY10854,NELAC-NY12058,NJDEP-CT005,PADEP-68-0		
100-41-4	Ethyl Benzene	ND		ug/L	0.290	0.500	1	EPA 8260D	07/11/2025 07:00	07/11/2025 15:48	PMB
								Certifications:	CTDOH-PH-0723,NELAC-NY10854,NELAC-NY12058,NJDEP-CT		
98-82-8	Isopropylbenzene	ND		ug/L	0.405	0.500	1	EPA 8260D	07/11/2025 07:00	07/11/2025 15:48	PMB
								Certifications:	CTDOH-PH-0723,NELAC-NY10854,NELAC-NY12058,NJDEP-CT		
79-20-9	Methyl acetate	ND		ug/L	0.442	0.500	1	EPA 8260D	07/11/2025 07:00	07/11/2025 15:48	PMB
								Certifications:	NELAC-NY10854,NELAC-NY12058,NJDEP-CT005,PADEP-68-04		
1634-04-4	Methyl tert-butyl ether (MTBE)	ND		ug/L	0.244	0.500	1	EPA 8260D	07/11/2025 07:00	07/11/2025 15:48	PMB
								Certifications:	CTDOH-PH-0723,NELAC-NY10854,NELAC-NY12058,NJDEP-CT		
108-87-2	Methylcyclohexane	ND		ug/L	0.477	0.500	1	EPA 8260D	07/11/2025 07:00	07/11/2025 15:48	PMB
								Certifications:	NELAC-NY10854,NELAC-NY12058,NJDEP-CT005,PADEP-68-04		
75-09-2	Methylene chloride	ND		ug/L	0.397	2.00	1	EPA 8260D	07/11/2025 07:00	07/11/2025 15:48	PMB
								Certifications:	CTDOH-PH-0723,NELAC-NY10854,NELAC-NY12058,NJDEP-CT		
95-47-6	o-Xylene	ND		ug/L	0.261	0.500	1	EPA 8260D	07/11/2025 07:00	07/11/2025 15:48	PMB
								Certifications:	CTDOH-PH-0723,NELAC-NY10854,NELAC-NY12058,PADEP-68-		
179601-23-1	p- & m- Xylenes	ND		ug/L	0.578	1.00	1	EPA 8260D	07/11/2025 07:00	07/11/2025 15:48	PMB
								Certifications:	CTDOH-PH-0723,NELAC-NY10854,NELAC-NY12058,PADEP-68-		
99-87-6	p-Isopropyltoluene	ND		ug/L	0.377	0.500	1	EPA 8260D	07/11/2025 07:00	07/11/2025 15:48	PMB
								Certifications:	CTDOH-PH-0723,NELAC-NY10854,NELAC-NY12058,NJDEP-CT		
100-42-5	Styrene	ND		ug/L	0.255	0.500	1	EPA 8260D	07/11/2025 07:00	07/11/2025 15:48	PMB
								Certifications:	CTDOH-PH-0723,NELAC-NY10854,NELAC-NY12058,NJDEP-CT		
127-18-4	**Tetrachloroethylene**	**1.25**		ug/L	0.239	0.500	1	EPA 8260D	07/11/2025 07:00	07/11/2025 15:48	PMB
								Certifications:	CTDOH-PH-0723,NELAC-NY10854,NELAC-NY12058,NJDEP-C		
108-88-3	Toluene	ND		ug/L	0.346	0.500	1	EPA 8260D	07/11/2025 07:00	07/11/2025 15:48	PMB
								Certifications:	CTDOH-PH-0723,NELAC-NY10854,NELAC-NY12058,NJDEP-CT		
156-60-5	trans-1,2-Dichloroethylene	ND		ug/L	0.279	0.500	1	EPA 8260D	07/11/2025 07:00	07/11/2025 15:48	PMB
								Certifications:	CTDOH-PH-0723,NELAC-NY10854,NELAC-NY12058,NJDEP-CT		
10061-02-6	trans-1,3-Dichloropropylene	ND		ug/L	0.229	0.500	1	EPA 8260D	07/11/2025 07:00	07/11/2025 15:48	PMB
								Certifications:	CTDOH-PH-0723,NELAC-NY10854,NELAC-NY12058,NJDEP-CT		
79-01-6	**Trichloroethylene**	**7.99**		ug/L	0.249	0.500	1	EPA 8260D	07/11/2025 07:00	07/11/2025 15:48	PMB
								Certifications:	CTDOH-PH-0723,NELAC-NY10854,NELAC-NY12058,NJDEP-C		
75-69-4	**Trichlorofluoromethane**	**0.340**		ug/L	0.337	0.500	1	EPA 8260D	07/11/2025 07:00	07/11/2025 15:48	PMB
								Certifications:	CTDOH-PH-0723,NELAC-NY10854,NELAC-NY12058,NJDEP-C		
75-01-4	**Vinyl Chloride**	**22.9**		ug/L	0.469	0.500	1	EPA 8260D	07/11/2025 07:00	07/11/2025 15:48	PMB
								Certifications:	CTDOH-PH-0723,NELAC-NY10854,NELAC-NY12058,NJDEP-C		

Sample Information

Client Sample ID: MW-27 **York Sample ID:** 25G0131-10

York Project (SDG) No.	Client Project ID	Matrix	Collection Date/Time	Date Received
25G0131	2222575.05 136 Fuller Road	Ground Water	July 1, 2025 8:45 am	07/02/2025

Volatile Organics, 8260 - TCL-SOM **Log-in Notes:** **Sample Notes:**

Sample Prepared by Method: EPA 5030B

CAS No.	Parameter	Result	Flag	Units	Reported to LOD/MDL	LOQ	Dilution	Reference Method	Date/Time Prepared	Date/Time Analyzed	Analyst
1330-20-7	Xylenes, Total	ND		ug/L	0.839	1.50	1	EPA 8260D Certifications:	07/11/2025 07:00	07/11/2025 15:48	PMB CTDOH-PH-0723,NELAC-NY10854,NELAC-NY12058,NJDEP-CT

	Surrogate Recoveries	Result	Acceptance Range
17060-07-0	*Surrogate: SURR: 1,2-Dichloroethane-d4*	*103 %*	*70-130*
2037-26-5	*Surrogate: SURR: Toluene-d8*	*98.9 %*	*70-130*
460-00-4	*Surrogate: SURR: p-Bromofluorobenzene*	*100 %*	*70-130*

Sample Information

Client Sample ID: MW-29 **York Sample ID:** 25G0131-11

York Project (SDG) No.	Client Project ID	Matrix	Collection Date/Time	Date Received
25G0131	2222575.05 136 Fuller Road	Ground Water	June 30, 2025 3:05 pm	07/02/2025

Volatile Organics, 8260 - TCL-SOM **Log-in Notes:** **Sample Notes:**

Sample Prepared by Method: EPA 5030B

CAS No.	Parameter	Result	Flag	Units	Reported to LOD/MDL	LOQ	Dilution	Reference Method	Date/Time Prepared	Date/Time Analyzed	Analyst
71-55-6	1,1,1-Trichloroethane	ND		ug/L	0.266	0.500	1	EPA 8260D Certifications:	07/11/2025 20:49	07/12/2025 05:28	PMB CTDOH-PH-0723,NELAC-NY10854,NELAC-NY12058,NJDEP-CT
79-34-5	1,1,2,2-Tetrachloroethane	ND		ug/L	0.256	0.500	1	EPA 8260D Certifications:	07/11/2025 20:49	07/12/2025 05:28	PMB CTDOH-PH-0723,NELAC-NY10854,NELAC-NY12058,NJDEP-CT
76-13-1	1,1,2-Trichloro-1,2,2-trifluoroethane (Freon 113)	ND		ug/L	0.286	0.500	1	EPA 8260D Certifications:	07/11/2025 20:49	07/12/2025 05:28	PMB CTDOH-PH-0723,NELAC-NY10854,NELAC-NY12058,NJDEP-CT
79-00-5	1,1,2-Trichloroethane	ND		ug/L	0.249	0.500	1	EPA 8260D Certifications:	07/11/2025 20:49	07/12/2025 05:28	PMB CTDOH-PH-0723,NELAC-NY10854,NELAC-NY12058,NJDEP-CT
75-34-3	**1,1-Dichloroethane**	**3.22**		ug/L	0.272	0.500	1	EPA 8260D Certifications:	07/11/2025 20:49	07/12/2025 05:28	PMB CTDOH-PH-0723,NELAC-NY10854,NELAC-NY12058,NJDEP-C
75-35-4	1,1-Dichloroethylene	ND		ug/L	0.327	0.500	1	EPA 8260D Certifications:	07/11/2025 20:49	07/12/2025 05:28	PMB CTDOH-PH-0723,NELAC-NY10854,NELAC-NY12058,NJDEP-CT
87-61-6	1,2,3-Trichlorobenzene	ND	CCVE, QL-02	ug/L	0.222	0.500	1	EPA 8260D Certifications:	07/11/2025 20:49	07/12/2025 05:28	PMB NELAC-NY10854,NELAC-NY12058,NJDEP-CT005,PADEP-68-04
120-82-1	1,2,4-Trichlorobenzene	ND	CCVE, QL-02	ug/L	0.138	0.500	1	EPA 8260D Certifications:	07/11/2025 20:49	07/12/2025 05:28	PMB NELAC-NY10854,NELAC-NY12058,NJDEP-CT005,PADEP-68-04
96-12-8	1,2-Dibromo-3-chloropropane	ND		ug/L	0.432	0.500	1	EPA 8260D Certifications:	07/11/2025 20:49	07/12/2025 05:28	PMB CTDOH-PH-0723,NELAC-NY10854,NELAC-NY12058,NJDEP-CT
106-93-4	1,2-Dibromoethane	ND		ug/L	0.215	0.500	1	EPA 8260D Certifications:	07/11/2025 20:49	07/12/2025 05:28	PMB CTDOH-PH-0723,NELAC-NY10854,NELAC-NY12058,NJDEP-CT
95-50-1	1,2-Dichlorobenzene	ND		ug/L	0.270	0.500	1	EPA 8260D Certifications:	07/11/2025 20:49	07/12/2025 05:28	PMB CTDOH-PH-0723,NELAC-NY10854,NELAC-NY12058,NJDEP-CT
107-06-2	1,2-Dichloroethane	ND		ug/L	0.377	0.500	1	EPA 8260D Certifications:	07/11/2025 20:49	07/12/2025 05:28	PMB CTDOH-PH-0723,NELAC-NY10854,NELAC-NY12058,NJDEP-CT

Sample Information

Client Sample ID: MW-29 **York Sample ID:** 25G0131-11

York Project (SDG) No.	Client Project ID	Matrix	Collection Date/Time	Date Received
25G0131	2222575.05 136 Fuller Road	Ground Water	June 30, 2025 3:05 pm	07/02/2025

Volatile Organics, 8260 - TCL-SOM

Log-in Notes:

Sample Notes:

Sample Prepared by Method: EPA 5030B

CAS No.	Parameter	Result	Flag	Units	Reported to LOD/MDL	LOQ	Dilution	Reference Method	Date/Time Prepared	Date/Time Analyzed	Analyst
78-87-5	1,2-Dichloropropane	ND		ug/L	0.327	0.500	1	EPA 8260D Certifications:	07/11/2025 20:49	07/12/2025 05:28	PMB CTDOH-PH-0723,NELAC-NY10854,NELAC-NY12058,NJDEP-CT
541-73-1	1,3-Dichlorobenzene	ND	QL-02	ug/L	0.283	0.500	1	EPA 8260D Certifications:	07/11/2025 20:49	07/12/2025 05:28	PMB CTDOH-PH-0723,NELAC-NY10854,NELAC-NY12058,NJDEP-CT
106-46-7	1,4-Dichlorobenzene	ND	QL-02	ug/L	0.311	0.500	1	EPA 8260D Certifications:	07/11/2025 20:49	07/12/2025 05:28	PMB CTDOH-PH-0723,NELAC-NY10854,NELAC-NY12058,NJDEP-CT
78-93-3	**2-Butanone**	**2.46**		ug/L	0.421	0.500	1	EPA 8260D Certifications:	07/11/2025 20:49	07/12/2025 05:28	PMB CTDOH-PH-0723,NELAC-NY10854,NELAC-NY12058,NJDEP-C
591-78-6	2-Hexanone	ND		ug/L	0.320	0.500	1	EPA 8260D Certifications:	07/11/2025 20:49	07/12/2025 05:28	PMB CTDOH-PH-0723,NELAC-NY10854,NELAC-NY12058,NJDEP-CT
108-10-1	4-Methyl-2-pentanone	ND		ug/L	0.365	0.500	1	EPA 8260D Certifications:	07/11/2025 20:49	07/12/2025 05:28	PMB CTDOH-PH-0723,NELAC-NY10854,NELAC-NY12058,NJDEP-CT
67-64-1	**Acetone**	**10.8**	CCVE	ug/L	1.34	2.00	1	EPA 8260D Certifications:	07/11/2025 20:49	07/12/2025 05:28	PMB CTDOH-PH-0723,NELAC-NY10854,NELAC-NY12058,NJDEP-C
71-43-2	Benzene	ND		ug/L	0.279	0.500	1	EPA 8260D Certifications:	07/11/2025 20:49	07/12/2025 05:28	PMB CTDOH-PH-0723,NELAC-NY10854,NELAC-NY12058,NJDEP-CT
74-97-5	Bromochloromethane	ND		ug/L	0.354	0.500	1	EPA 8260D Certifications:	07/11/2025 20:49	07/12/2025 05:28	PMB NELAC-NY10854,NELAC-NY12058,NJDEP-CT005,PADEP-68-04
75-27-4	Bromodichloromethane	ND		ug/L	0.245	0.500	1	EPA 8260D Certifications:	07/11/2025 20:49	07/12/2025 05:28	PMB CTDOH-PH-0723,NELAC-NY10854,NELAC-NY12058,NJDEP-CT
75-25-2	**Bromoform**	**40.2**		ug/L	0.163	0.500	1	EPA 8260D Certifications:	07/11/2025 20:49	07/12/2025 05:28	PMB CTDOH-PH-0723,NELAC-NY10854,NELAC-NY12058,NJDEP-C
74-83-9	Bromomethane	ND	CCVE, QL-02	ug/L	0.500	2.00	1	EPA 8260D Certifications:	07/11/2025 20:49	07/12/2025 05:28	PMB CTDOH-PH-0723,NELAC-NY10854,NELAC-NY12058,NJDEP-CT
75-15-0	**Carbon disulfide**	**1.07**		ug/L	0.362	0.500	1	EPA 8260D Certifications:	07/11/2025 20:49	07/12/2025 05:28	PMB CTDOH-PH-0723,NELAC-NY10854,NELAC-NY12058,NJDEP-C
56-23-5	Carbon tetrachloride	ND		ug/L	0.204	0.500	1	EPA 8260D Certifications:	07/11/2025 20:49	07/12/2025 05:28	PMB CTDOH-PH-0723,NELAC-NY10854,NELAC-NY12058,NJDEP-CT
108-90-7	Chlorobenzene	ND		ug/L	0.284	0.500	1	EPA 8260D Certifications:	07/11/2025 20:49	07/12/2025 05:28	PMB CTDOH-PH-0723,NELAC-NY10854,NELAC-NY12058,NJDEP-CT
75-00-3	Chloroethane	ND		ug/L	0.448	0.500	1	EPA 8260D Certifications:	07/11/2025 20:49	07/12/2025 05:28	PMB CTDOH-PH-0723,NELAC-NY10854,NELAC-NY12058,NJDEP-CT
67-66-3	**Chloroform**	**0.300**		ug/L	0.243	0.500	1	EPA 8260D Certifications:	07/11/2025 20:49	07/12/2025 05:28	PMB CTDOH-PH-0723,NELAC-NY10854,NELAC-NY12058,NJDEP-C
74-87-3	Chloromethane	ND	CCVE, QL-02	ug/L	0.372	0.500	1	EPA 8260D Certifications:	07/11/2025 20:49	07/12/2025 05:28	PMB CTDOH-PH-0723,NELAC-NY10854,NELAC-NY12058,NJDEP-CT
156-59-2	cis-1,2-Dichloroethylene	ND		ug/L	0.294	0.500	1	EPA 8260D Certifications:	07/11/2025 20:49	07/12/2025 05:28	PMB CTDOH-PH-0723,NELAC-NY10854,NELAC-NY12058,NJDEP-CT
10061-01-5	cis-1,3-Dichloropropylene	ND		ug/L	0.262	0.500	1	EPA 8260D Certifications:	07/11/2025 20:49	07/12/2025 05:28	PMB CTDOH-PH-0723,NELAC-NY10854,NELAC-NY12058,NJDEP-CT
110-82-7	Cyclohexane	ND		ug/L	0.491	0.500	1	EPA 8260D Certifications:	07/11/2025 20:49	07/12/2025 05:28	PMB NELAC-NY10854,NELAC-NY12058,NJDEP-CT005,PADEP-68-04
124-48-1	**Dibromochloromethane**	**1.08**		ug/L	0.146	0.500	1	EPA 8260D Certifications:	07/11/2025 20:49	07/12/2025 05:28	PMB CTDOH-PH-0723,NELAC-NY10854,NELAC-NY12058,NJDEP-C
75-71-8	Dichlorodifluoromethane	ND	CCVE, QL-02	ug/L	0.451	0.500	1	EPA 8260D Certifications:	07/11/2025 20:49	07/12/2025 05:28	PMB NELAC-NY10854,NELAC-NY12058,NJDEP-CT005,PADEP-68-04

Sample Information

Client Sample ID: MW-29 **York Sample ID:** 25G0131-11

York Project (SDG) No.	Client Project ID	Matrix	Collection Date/Time	Date Received
25G0131	2222575.05 136 Fuller Road	Ground Water	June 30, 2025 3:05 pm	07/02/2025

Volatile Organics, 8260 - TCL-SOM

Log-in Notes:

Sample Notes:

Sample Prepared by Method: EPA 5030B

CAS No.	Parameter	Result	Flag	Units	Reported to LOD/MDL	LOQ	Dilution	Reference Method	Date/Time Prepared	Date/Time Analyzed	Analyst
100-41-4	Ethyl Benzene	ND		ug/L	0.290	0.500	1	EPA 8260D Certifications:	07/11/2025 20:49 CTDOH-PH-0723,NELAC-NY10854,NELAC-NY12058,NJDEP-CT	07/12/2025 05:28	PMB
98-82-8	Isopropylbenzene	ND		ug/L	0.405	0.500	1	EPA 8260D Certifications:	07/11/2025 20:49 CTDOH-PH-0723,NELAC-NY10854,NELAC-NY12058,NJDEP-CT	07/12/2025 05:28	PMB
79-20-9	Methyl acetate	ND		ug/L	0.442	0.500	1	EPA 8260D Certifications:	07/11/2025 20:49 NELAC-NY10854,NELAC-NY12058,NJDEP-CT005,PADEP-68-04	07/12/2025 05:28	PMB
1634-04-4	Methyl tert-butyl ether (MTBE)	ND		ug/L	0.244	0.500	1	EPA 8260D Certifications:	07/11/2025 20:49 CTDOH-PH-0723,NELAC-NY10854,NELAC-NY12058,NJDEP-CT	07/12/2025 05:28	PMB
108-87-2	Methylcyclohexane	ND		ug/L	0.477	0.500	1	EPA 8260D Certifications:	07/11/2025 20:49 NELAC-NY10854,NELAC-NY12058,NJDEP-CT005,PADEP-68-04	07/12/2025 05:28	PMB
75-09-2	Methylene chloride	ND		ug/L	0.397	2.00	1	EPA 8260D Certifications:	07/11/2025 20:49 CTDOH-PH-0723,NELAC-NY10854,NELAC-NY12058,NJDEP-CT	07/12/2025 05:28	PMB
95-47-6	o-Xylene	ND		ug/L	0.261	0.500	1	EPA 8260D Certifications:	07/11/2025 20:49 CTDOH-PH-0723,NELAC-NY10854,NELAC-NY12058,PADEP-68	07/12/2025 05:28	PMB
179601-23-1	p- & m- Xylenes	ND		ug/L	0.578	1.00	1	EPA 8260D Certifications:	07/11/2025 20:49 CTDOH-PH-0723,NELAC-NY10854,NELAC-NY12058,PADEP-68	07/12/2025 05:28	PMB
99-87-6	p-Isopropyltoluene	ND	QL-02	ug/L	0.377	0.500	1	EPA 8260D Certifications:	07/11/2025 20:49 CTDOH-PH-0723,NELAC-NY10854,NELAC-NY12058,NJDEP-CT	07/12/2025 05:28	PMB
100-42-5	Styrene	ND		ug/L	0.255	0.500	1	EPA 8260D Certifications:	07/11/2025 20:49 CTDOH-PH-0723,NELAC-NY10854,NELAC-NY12058,NJDEP-CT	07/12/2025 05:28	PMB
127-18-4	**Tetrachloroethylene**	**0.650**	ICVE, QL-02	ug/L	0.239	0.500	1	EPA 8260D Certifications:	07/11/2025 20:49 CTDOH-PH-0723,NELAC-NY10854,NELAC-NY12058,NJDEP-C	07/12/2025 05:28	PMB
108-88-3	Toluene	ND		ug/L	0.346	0.500	1	EPA 8260D Certifications:	07/11/2025 20:49 CTDOH-PH-0723,NELAC-NY10854,NELAC-NY12058,NJDEP-CT	07/12/2025 05:28	PMB
156-60-5	trans-1,2-Dichloroethylene	ND		ug/L	0.279	0.500	1	EPA 8260D Certifications:	07/11/2025 20:49 CTDOH-PH-0723,NELAC-NY10854,NELAC-NY12058,NJDEP-CT	07/12/2025 05:28	PMB
10061-02-6	trans-1,3-Dichloropropylene	ND		ug/L	0.229	0.500	1	EPA 8260D Certifications:	07/11/2025 20:49 CTDOH-PH-0723,NELAC-NY10854,NELAC-NY12058,NJDEP-CT	07/12/2025 05:28	PMB
79-01-6	**Trichloroethylene**	**0.580**	QL-02	ug/L	0.249	0.500	1	EPA 8260D Certifications:	07/11/2025 20:49 CTDOH-PH-0723,NELAC-NY10854,NELAC-NY12058,NJDEP-C	07/12/2025 05:28	PMB
75-69-4	Trichlorofluoromethane	ND		ug/L	0.337	0.500	1	EPA 8260D Certifications:	07/11/2025 20:49 CTDOH-PH-0723,NELAC-NY10854,NELAC-NY12058,NJDEP-CT	07/12/2025 05:28	PMB
75-01-4	Vinyl Chloride	ND	CCVE, QL-02	ug/L	0.469	0.500	1	EPA 8260D Certifications:	07/11/2025 20:49 CTDOH-PH-0723,NELAC-NY10854,NELAC-NY12058,NJDEP-CT	07/12/2025 05:28	PMB
1330-20-7	Xylenes, Total	ND		ug/L	0.839	1.50	1	EPA 8260D Certifications:	07/11/2025 20:49 CTDOH-PH-0723,NELAC-NY10854,NELAC-NY12058,NJDEP-CT	07/12/2025 05:28	PMB

	Surrogate Recoveries	Result	Acceptance Range
17060-07-0	*Surrogate: SURR: 1,2-Dichloroethane-d4*	*102 %*	*70-130*
2037-26-5	*Surrogate: SURR: Toluene-d8*	*99.1 %*	*70-130*
460-00-4	*Surrogate: SURR: p-Bromofluorobenzene*	*102 %*	*70-130*

Sample Information

Client Sample ID: MW-30 **York Sample ID:** 25G0131-12

York Project (SDG) No.	Client Project ID	Matrix	Collection Date/Time	Date Received
25G0131	2222575.05 136 Fuller Road	Ground Water	June 30, 2025 2:23 pm	07/02/2025

Volatile Organics, 8260 - TCL-SOM

Log-in Notes:

Sample Notes:

Sample Prepared by Method: EPA 5030B

CAS No.	Parameter	Result	Flag	Units	Reported to LOD/MDL	LOQ	Dilution	Reference Method	Date/Time Prepared	Date/Time Analyzed	Analyst
71-55-6	**1,1,1-Trichloroethane**	**497**		ug/L	6.65	12.5	25	EPA 8260D	07/14/2025 08:00	07/14/2025 18:00	PD
								Certifications:	CTDOH-PH-0723,NELAC-NY10854,NELAC-NY12058,NJDEP-C		
79-34-5	1,1,2,2-Tetrachloroethane	ND		ug/L	0.256	0.500	1	EPA 8260D	07/11/2025 07:00	07/11/2025 16:18	PMB
								Certifications:	CTDOH-PH-0723,NELAC-NY10854,NELAC-NY12058,NJDEP-CT		
76-13-1	1,1,2-Trichloro-1,2,2-trifluoroethane (Freon 113)	ND		ug/L	0.286	0.500	1	EPA 8260D	07/11/2025 07:00	07/11/2025 16:18	PMB
								Certifications:	CTDOH-PH-0723,NELAC-NY10854,NELAC-NY12058,NJDEP-CT		
79-00-5	**1,1,2-Trichloroethane**	**0.400**		ug/L	0.249	0.500	1	EPA 8260D	07/11/2025 07:00	07/11/2025 16:18	PMB
								Certifications:	CTDOH-PH-0723,NELAC-NY10854,NELAC-NY12058,NJDEP-C		
75-34-3	**1,1-Dichloroethane**	**134**	QL-02	ug/L	6.80	12.5	25	EPA 8260D	07/14/2025 08:00	07/14/2025 18:00	PD
								Certifications:	CTDOH-PH-0723,NELAC-NY10854,NELAC-NY12058,NJDEP-C		
75-35-4	**1,1-Dichloroethylene**	**16.9**		ug/L	0.327	0.500	1	EPA 8260D	07/11/2025 07:00	07/11/2025 16:18	PMB
								Certifications:	CTDOH-PH-0723,NELAC-NY10854,NELAC-NY12058,NJDEP-C		
87-61-6	1,2,3-Trichlorobenzene	ND		ug/L	0.222	0.500	1	EPA 8260D	07/11/2025 07:00	07/11/2025 16:18	PMB
								Certifications:	NELAC-NY10854,NELAC-NY12058,NJDEP-CT005,PADEP-68-04		
120-82-1	1,2,4-Trichlorobenzene	ND		ug/L	0.138	0.500	1	EPA 8260D	07/11/2025 07:00	07/11/2025 16:18	PMB
								Certifications:	NELAC-NY10854,NELAC-NY12058,NJDEP-CT005,PADEP-68-04		
96-12-8	1,2-Dibromo-3-chloropropane	ND		ug/L	0.432	0.500	1	EPA 8260D	07/11/2025 07:00	07/11/2025 16:18	PMB
								Certifications:	CTDOH-PH-0723,NELAC-NY10854,NELAC-NY12058,NJDEP-CT		
106-93-4	1,2-Dibromoethane	ND		ug/L	0.215	0.500	1	EPA 8260D	07/11/2025 07:00	07/11/2025 16:18	PMB
								Certifications:	CTDOH-PH-0723,NELAC-NY10854,NELAC-NY12058,NJDEP-CT		
95-50-1	1,2-Dichlorobenzene	ND		ug/L	0.270	0.500	1	EPA 8260D	07/11/2025 07:00	07/11/2025 16:18	PMB
								Certifications:	CTDOH-PH-0723,NELAC-NY10854,NELAC-NY12058,NJDEP-CT		
107-06-2	**1,2-Dichloroethane**	**0.720**		ug/L	0.377	0.500	1	EPA 8260D	07/11/2025 07:00	07/11/2025 16:18	PMB
								Certifications:	CTDOH-PH-0723,NELAC-NY10854,NELAC-NY12058,NJDEP-C		
78-87-5	1,2-Dichloropropane	ND		ug/L	0.327	0.500	1	EPA 8260D	07/11/2025 07:00	07/11/2025 16:18	PMB
								Certifications:	CTDOH-PH-0723,NELAC-NY10854,NELAC-NY12058,NJDEP-CT		
541-73-1	1,3-Dichlorobenzene	ND		ug/L	0.283	0.500	1	EPA 8260D	07/11/2025 07:00	07/11/2025 16:18	PMB
								Certifications:	CTDOH-PH-0723,NELAC-NY10854,NELAC-NY12058,NJDEP-CT		
106-46-7	1,4-Dichlorobenzene	ND		ug/L	0.311	0.500	1	EPA 8260D	07/11/2025 07:00	07/11/2025 16:18	PMB
								Certifications:	CTDOH-PH-0723,NELAC-NY10854,NELAC-NY12058,NJDEP-CT		
78-93-3	2-Butanone	ND		ug/L	0.421	0.500	1	EPA 8260D	07/11/2025 07:00	07/11/2025 16:18	PMB
								Certifications:	CTDOH-PH-0723,NELAC-NY10854,NELAC-NY12058,NJDEP-CT		
591-78-6	2-Hexanone	ND		ug/L	0.320	0.500	1	EPA 8260D	07/11/2025 07:00	07/11/2025 16:18	PMB
								Certifications:	CTDOH-PH-0723,NELAC-NY10854,NELAC-NY12058,NJDEP-CT		
108-10-1	4-Methyl-2-pentanone	ND		ug/L	0.365	0.500	1	EPA 8260D	07/11/2025 07:00	07/11/2025 16:18	PMB
								Certifications:	CTDOH-PH-0723,NELAC-NY10854,NELAC-NY12058,NJDEP-CT		
67-64-1	**Acetone**	**5.01**		ug/L	1.34	2.00	1	EPA 8260D	07/11/2025 07:00	07/11/2025 16:18	PMB
								Certifications:	CTDOH-PH-0723,NELAC-NY10854,NELAC-NY12058,NJDEP-C		
71-43-2	**Benzene**	**0.560**		ug/L	0.279	0.500	1	EPA 8260D	07/11/2025 07:00	07/11/2025 16:18	PMB
								Certifications:	CTDOH-PH-0723,NELAC-NY10854,NELAC-NY12058,NJDEP-C		
74-97-5	Bromochloromethane	ND		ug/L	0.354	0.500	1	EPA 8260D	07/11/2025 07:00	07/11/2025 16:18	PMB
								Certifications:	NELAC-NY10854,NELAC-NY12058,NJDEP-CT005,PADEP-68-04		
75-27-4	Bromodichloromethane	ND		ug/L	0.245	0.500	1	EPA 8260D	07/11/2025 07:00	07/11/2025 16:18	PMB
								Certifications:	CTDOH-PH-0723,NELAC-NY10854,NELAC-NY12058,NJDEP-CT		
75-25-2	**Bromoform**	**9.88**		ug/L	0.163	0.500	1	EPA 8260D	07/11/2025 07:00	07/11/2025 16:18	PMB
								Certifications:	CTDOH-PH-0723,NELAC-NY10854,NELAC-NY12058,NJDEP-C		

Sample Information

Client Sample ID: MW-30 **York Sample ID:** 25G0131-12

York Project (SDG) No.	Client Project ID	Matrix	Collection Date/Time	Date Received
25G0131	2222575.05 136 Fuller Road	Ground Water	June 30, 2025 2:23 pm	07/02/2025

Volatile Organics, 8260 - TCL-SOM

Log-in Notes:

Sample Notes:

Sample Prepared by Method: EPA 5030B

CAS No.	Parameter	Result	Flag	Units	Reported to LOD/MDL	LOQ	Dilution	Reference Method	Date/Time Prepared	Date/Time Analyzed	Analyst
74-83-9	Bromomethane	ND		ug/L	0.500	2.00	1	EPA 8260D Certifications:	07/11/2025 07:00	07/11/2025 16:18	PMB CTDOH-PH-0723,NELAC-NY10854,NELAC-NY12058,NJDEP-CT
75-15-0	**Carbon disulfide**	**0.660**	B	ug/L	0.362	0.500	1	EPA 8260D Certifications:	07/11/2025 07:00	07/11/2025 16:18	PMB CTDOH-PH-0723,NELAC-NY10854,NELAC-NY12058,NJDEP-CT
56-23-5	Carbon tetrachloride	ND		ug/L	0.204	0.500	1	EPA 8260D Certifications:	07/11/2025 07:00	07/11/2025 16:18	PMB CTDOH-PH-0723,NELAC-NY10854,NELAC-NY12058,NJDEP-CT
108-90-7	Chlorobenzene	ND		ug/L	0.284	0.500	1	EPA 8260D Certifications:	07/11/2025 07:00	07/11/2025 16:18	PMB CTDOH-PH-0723,NELAC-NY10854,NELAC-NY12058,NJDEP-CT
75-00-3	**Chloroethane**	**7.30**		ug/L	0.448	0.500	1	EPA 8260D Certifications:	07/11/2025 07:00	07/11/2025 16:18	PMB CTDOH-PH-0723,NELAC-NY10854,NELAC-NY12058,NJDEP-CT
67-66-3	**Chloroform**	**0.700**		ug/L	0.243	0.500	1	EPA 8260D Certifications:	07/11/2025 07:00	07/11/2025 16:18	PMB CTDOH-PH-0723,NELAC-NY10854,NELAC-NY12058,NJDEP-CT
74-87-3	Chloromethane	ND		ug/L	0.372	0.500	1	EPA 8260D Certifications:	07/11/2025 07:00	07/11/2025 16:18	PMB CTDOH-PH-0723,NELAC-NY10854,NELAC-NY12058,NJDEP-CT
156-59-2	**cis-1,2-Dichloroethylene**	**710**		ug/L	7.35	12.5	25	EPA 8260D Certifications:	07/14/2025 08:00	07/14/2025 18:00	PD CTDOH-PH-0723,NELAC-NY10854,NELAC-NY12058,NJDEP-CT
10061-01-5	cis-1,3-Dichloropropylene	ND		ug/L	0.262	0.500	1	EPA 8260D Certifications:	07/11/2025 07:00	07/11/2025 16:18	PMB CTDOH-PH-0723,NELAC-NY10854,NELAC-NY12058,NJDEP-CT
110-82-7	Cyclohexane	ND		ug/L	0.491	0.500	1	EPA 8260D Certifications:	07/11/2025 07:00	07/11/2025 16:18	PMB NELAC-NY10854,NELAC-NY12058,NJDEP-CT005,PADEP-68-04
124-48-1	Dibromochloromethane	ND		ug/L	0.146	0.500	1	EPA 8260D Certifications:	07/11/2025 07:00	07/11/2025 16:18	PMB CTDOH-PH-0723,NELAC-NY10854,NELAC-NY12058,NJDEP-CT
75-71-8	**Dichlorodifluoromethane**	**173**	CCVE, QL-02	ug/L	11.3	12.5	25	EPA 8260D Certifications:	07/14/2025 08:00	07/14/2025 18:00	PD NELAC-NY10854,NELAC-NY12058,NJDEP-CT005,PADEP-68-04
100-41-4	**Ethyl Benzene**	**8.32**		ug/L	0.290	0.500	1	EPA 8260D Certifications:	07/11/2025 07:00	07/11/2025 16:18	PMB CTDOH-PH-0723,NELAC-NY10854,NELAC-NY12058,NJDEP-CT
98-82-8	Isopropylbenzene	ND		ug/L	0.405	0.500	1	EPA 8260D Certifications:	07/11/2025 07:00	07/11/2025 16:18	PMB CTDOH-PH-0723,NELAC-NY10854,NELAC-NY12058,NJDEP-CT
79-20-9	Methyl acetate	ND		ug/L	0.442	0.500	1	EPA 8260D Certifications:	07/11/2025 07:00	07/11/2025 16:18	PMB NELAC-NY10854,NELAC-NY12058,NJDEP-CT005,PADEP-68-04
1634-04-4	Methyl tert-butyl ether (MTBE)	ND		ug/L	0.244	0.500	1	EPA 8260D Certifications:	07/11/2025 07:00	07/11/2025 16:18	PMB CTDOH-PH-0723,NELAC-NY10854,NELAC-NY12058,NJDEP-CT
108-87-2	**Methylcyclohexane**	**0.800**		ug/L	0.477	0.500	1	EPA 8260D Certifications:	07/11/2025 07:00	07/11/2025 16:18	PMB NELAC-NY10854,NELAC-NY12058,NJDEP-CT005,PADEP-68-04
75-09-2	Methylene chloride	ND		ug/L	0.397	2.00	1	EPA 8260D Certifications:	07/11/2025 07:00	07/11/2025 16:18	PMB CTDOH-PH-0723,NELAC-NY10854,NELAC-NY12058,NJDEP-CT
95-47-6	**o-Xylene**	**25.8**		ug/L	0.261	0.500	1	EPA 8260D Certifications:	07/11/2025 07:00	07/11/2025 16:18	PMB CTDOH-PH-0723,NELAC-NY10854,NELAC-NY12058,PADEP-68
179601-23-1	**p- & m- Xylenes**	**28.4**		ug/L	0.578	1.00	1	EPA 8260D Certifications:	07/11/2025 07:00	07/11/2025 16:18	PMB CTDOH-PH-0723,NELAC-NY10854,NELAC-NY12058,PADEP-68
99-87-6	p-Isopropyltoluene	ND		ug/L	0.377	0.500	1	EPA 8260D Certifications:	07/11/2025 07:00	07/11/2025 16:18	PMB CTDOH-PH-0723,NELAC-NY10854,NELAC-NY12058,NJDEP-CT
100-42-5	Styrene	ND		ug/L	0.255	0.500	1	EPA 8260D Certifications:	07/11/2025 07:00	07/11/2025 16:18	PMB CTDOH-PH-0723,NELAC-NY10854,NELAC-NY12058,NJDEP-CT

Sample Information

Client Sample ID: MW-30 **York Sample ID:** 25G0131-12

York Project (SDG) No.	Client Project ID	Matrix	Collection Date/Time	Date Received
25G0131	2222575.05 136 Fuller Road	Ground Water	June 30, 2025 2:23 pm	07/02/2025

Volatile Organics, 8260 - TCL-SOM

Log-in Notes:

Sample Notes:

Sample Prepared by Method: EPA 5030B

CAS No.	Parameter	Result	Flag	Units	Reported to LOD/MDL	LOQ	Dilution	Reference Method	Date/Time Prepared	Date/Time Analyzed	Analyst
127-18-4	**Tetrachloroethylene**	**4640**	HT-01R, ICVE, QL-02	ug/L	120	250	500	EPA 8260D	07/15/2025 08:00	07/15/2025 13:07	PMB
								Certifications:	CTDOH-PH-0723,NELAC-NY10854,NELAC-NY12058,NJDEP-C		
108-88-3	**Toluene**	**18.4**		ug/L	0.346	0.500	1	EPA 8260D	07/11/2025 07:00	07/11/2025 16:18	PMB
								Certifications:	CTDOH-PH-0723,NELAC-NY10854,NELAC-NY12058,NJDEP-C		
156-60-5	**trans-1,2-Dichloroethylene**	**17.6**		ug/L	0.279	0.500	1	EPA 8260D	07/11/2025 07:00	07/11/2025 16:18	PMB
								Certifications:	CTDOH-PH-0723,NELAC-NY10854,NELAC-NY12058,NJDEP-C		
10061-02-6	trans-1,3-Dichloropropylene	ND		ug/L	0.229	0.500	1	EPA 8260D	07/11/2025 07:00	07/11/2025 16:18	PMB
								Certifications:	CTDOH-PH-0723,NELAC-NY10854,NELAC-NY12058,NJDEP-CT		
79-01-6	**Trichloroethylene**	**1120**		ug/L	6.22	12.5	25	EPA 8260D	07/14/2025 08:00	07/14/2025 18:00	PD
								Certifications:	CTDOH-PH-0723,NELAC-NY10854,NELAC-NY12058,NJDEP-C		
75-69-4	**Trichlorofluoromethane**	**448**		ug/L	8.42	12.5	25	EPA 8260D	07/14/2025 08:00	07/14/2025 18:00	PD
								Certifications:	CTDOH-PH-0723,NELAC-NY10854,NELAC-NY12058,NJDEP-C		
75-01-4	**Vinyl Chloride**	**18.6**		ug/L	0.469	0.500	1	EPA 8260D	07/11/2025 07:00	07/11/2025 16:18	PMB
								Certifications:	CTDOH-PH-0723,NELAC-NY10854,NELAC-NY12058,NJDEP-C		
1330-20-7	**Xylenes, Total**	**54.2**		ug/L	0.839	1.50	1	EPA 8260D	07/11/2025 07:00	07/11/2025 16:18	PMB
								Certifications:	CTDOH-PH-0723,NELAC-NY10854,NELAC-NY12058,NJDEP-C		

	Surrogate Recoveries	Result	Acceptance Range
17060-07-0	*Surrogate: SURR: 1,2-Dichloroethane-d4*	*102 %*	*70-130*
2037-26-5	*Surrogate: SURR: Toluene-d8*	*96.9 %*	*70-130*
460-00-4	*Surrogate: SURR: p-Bromofluorobenzene*	*100 %*	*70-130*

Sample Information

Client Sample ID: MW-31 **York Sample ID:** 25G0131-13

York Project (SDG) No.	Client Project ID	Matrix	Collection Date/Time	Date Received
25G0131	2222575.05 136 Fuller Road	Ground Water	June 30, 2025 12:16 pm	07/02/2025

Volatile Organics, 8260 - TCL-SOM

Log-in Notes:

Sample Notes:

Sample Prepared by Method: EPA 5030B

CAS No.	Parameter	Result	Flag	Units	Reported to LOD/MDL	LOQ	Dilution	Reference Method	Date/Time Prepared	Date/Time Analyzed	Analyst
71-55-6	1,1,1-Trichloroethane	ND		ug/L	0.266	0.500	1	EPA 8260D	07/11/2025 07:00	07/11/2025 18:49	PMB
								Certifications:	CTDOH-PH-0723,NELAC-NY10854,NELAC-NY12058,NJDEP-CT		
79-34-5	1,1,2,2-Tetrachloroethane	ND		ug/L	0.256	0.500	1	EPA 8260D	07/11/2025 07:00	07/11/2025 18:49	PMB
								Certifications:	CTDOH-PH-0723,NELAC-NY10854,NELAC-NY12058,NJDEP-CT		
76-13-1	1,1,2-Trichloro-1,2,2-trifluoroethane (Freon 113)	ND		ug/L	0.286	0.500	1	EPA 8260D	07/11/2025 07:00	07/11/2025 18:49	PMB
								Certifications:	CTDOH-PH-0723,NELAC-NY10854,NELAC-NY12058,NJDEP-CT		
79-00-5	1,1,2-Trichloroethane	ND		ug/L	0.249	0.500	1	EPA 8260D	07/11/2025 07:00	07/11/2025 18:49	PMB
								Certifications:	CTDOH-PH-0723,NELAC-NY10854,NELAC-NY12058,NJDEP-CT		

Sample Information

Client Sample ID: MW-31 **York Sample ID:** 25G0131-13

York Project (SDG) No.	Client Project ID	Matrix	Collection Date/Time	Date Received
25G0131	2222575.05 136 Fuller Road	Ground Water	June 30, 2025 12:16 pm	07/02/2025

Volatile Organics, 8260 - TCL-SOM

Log-in Notes:

Sample Notes:

Sample Prepared by Method: EPA 5030B

CAS No.	Parameter	Result	Flag	Units	Reported to LOD/MDL	LOQ	Dilution	Reference Method	Date/Time Prepared	Date/Time Analyzed	Analyst
75-34-3	1,1-Dichloroethane	ND		ug/L	0.272	0.500	1	EPA 8260D Certifications:	07/11/2025 07:00	07/11/2025 18:49	PMB CTDOH-PH-0723,NELAC-NY10854,NELAC-NY12058,NJDEP-CT
75-35-4	1,1-Dichloroethylene	ND		ug/L	0.327	0.500	1	EPA 8260D Certifications:	07/11/2025 07:00	07/11/2025 18:49	PMB CTDOH-PH-0723,NELAC-NY10854,NELAC-NY12058,NJDEP-CT
87-61-6	1,2,3-Trichlorobenzene	ND		ug/L	0.222	0.500	1	EPA 8260D Certifications:	07/11/2025 07:00	07/11/2025 18:49	PMB NELAC-NY10854,NELAC-NY12058,NJDEP-CT005,PADEP-68-04
120-82-1	1,2,4-Trichlorobenzene	ND		ug/L	0.138	0.500	1	EPA 8260D Certifications:	07/11/2025 07:00	07/11/2025 18:49	PMB NELAC-NY10854,NELAC-NY12058,NJDEP-CT005,PADEP-68-04
96-12-8	1,2-Dibromo-3-chloropropane	ND		ug/L	0.432	0.500	1	EPA 8260D Certifications:	07/11/2025 07:00	07/11/2025 18:49	PMB CTDOH-PH-0723,NELAC-NY10854,NELAC-NY12058,NJDEP-CT
106-93-4	1,2-Dibromoethane	ND		ug/L	0.215	0.500	1	EPA 8260D Certifications:	07/11/2025 07:00	07/11/2025 18:49	PMB CTDOH-PH-0723,NELAC-NY10854,NELAC-NY12058,NJDEP-CT
95-50-1	1,2-Dichlorobenzene	ND		ug/L	0.270	0.500	1	EPA 8260D Certifications:	07/11/2025 07:00	07/11/2025 18:49	PMB CTDOH-PH-0723,NELAC-NY10854,NELAC-NY12058,NJDEP-CT
107-06-2	1,2-Dichloroethane	ND		ug/L	0.377	0.500	1	EPA 8260D Certifications:	07/11/2025 07:00	07/11/2025 18:49	PMB CTDOH-PH-0723,NELAC-NY10854,NELAC-NY12058,NJDEP-CT
78-87-5	1,2-Dichloropropane	ND		ug/L	0.327	0.500	1	EPA 8260D Certifications:	07/11/2025 07:00	07/11/2025 18:49	PMB CTDOH-PH-0723,NELAC-NY10854,NELAC-NY12058,NJDEP-CT
541-73-1	1,3-Dichlorobenzene	ND		ug/L	0.283	0.500	1	EPA 8260D Certifications:	07/11/2025 07:00	07/11/2025 18:49	PMB CTDOH-PH-0723,NELAC-NY10854,NELAC-NY12058,NJDEP-CT
106-46-7	1,4-Dichlorobenzene	ND		ug/L	0.311	0.500	1	EPA 8260D Certifications:	07/11/2025 07:00	07/11/2025 18:49	PMB CTDOH-PH-0723,NELAC-NY10854,NELAC-NY12058,NJDEP-CT
78-93-3	2-Butanone	ND		ug/L	0.421	0.500	1	EPA 8260D Certifications:	07/11/2025 07:00	07/11/2025 18:49	PMB CTDOH-PH-0723,NELAC-NY10854,NELAC-NY12058,NJDEP-CT
591-78-6	2-Hexanone	ND		ug/L	0.320	0.500	1	EPA 8260D Certifications:	07/11/2025 07:00	07/11/2025 18:49	PMB CTDOH-PH-0723,NELAC-NY10854,NELAC-NY12058,NJDEP-CT
108-10-1	4-Methyl-2-pentanone	ND		ug/L	0.365	0.500	1	EPA 8260D Certifications:	07/11/2025 07:00	07/11/2025 18:49	PMB CTDOH-PH-0723,NELAC-NY10854,NELAC-NY12058,NJDEP-CT
67-64-1	Acetone	ND		ug/L	1.34	2.00	1	EPA 8260D Certifications:	07/11/2025 07:00	07/11/2025 18:49	PMB CTDOH-PH-0723,NELAC-NY10854,NELAC-NY12058,NJDEP-CT
71-43-2	Benzene	ND		ug/L	0.279	0.500	1	EPA 8260D Certifications:	07/11/2025 07:00	07/11/2025 18:49	PMB CTDOH-PH-0723,NELAC-NY10854,NELAC-NY12058,NJDEP-CT
74-97-5	Bromochloromethane	ND		ug/L	0.354	0.500	1	EPA 8260D Certifications:	07/11/2025 07:00	07/11/2025 18:49	PMB NELAC-NY10854,NELAC-NY12058,NJDEP-CT005,PADEP-68-04
75-27-4	Bromodichloromethane	ND		ug/L	0.245	0.500	1	EPA 8260D Certifications:	07/11/2025 07:00	07/11/2025 18:49	PMB CTDOH-PH-0723,NELAC-NY10854,NELAC-NY12058,NJDEP-CT
75-25-2	Bromoform	ND		ug/L	0.163	0.500	1	EPA 8260D Certifications:	07/11/2025 07:00	07/11/2025 18:49	PMB CTDOH-PH-0723,NELAC-NY10854,NELAC-NY12058,NJDEP-CT
74-83-9	Bromomethane	ND		ug/L	0.500	2.00	1	EPA 8260D Certifications:	07/11/2025 07:00	07/11/2025 18:49	PMB CTDOH-PH-0723,NELAC-NY10854,NELAC-NY12058,NJDEP-CT
75-15-0	Carbon disulfide	ND		ug/L	0.362	0.500	1	EPA 8260D Certifications:	07/11/2025 07:00	07/11/2025 18:49	PMB CTDOH-PH-0723,NELAC-NY10854,NELAC-NY12058,NJDEP-CT
56-23-5	Carbon tetrachloride	ND		ug/L	0.204	0.500	1	EPA 8260D Certifications:	07/11/2025 07:00	07/11/2025 18:49	PMB CTDOH-PH-0723,NELAC-NY10854,NELAC-NY12058,NJDEP-CT
108-90-7	Chlorobenzene	ND		ug/L	0.284	0.500	1	EPA 8260D Certifications:	07/11/2025 07:00	07/11/2025 18:49	PMB CTDOH-PH-0723,NELAC-NY10854,NELAC-NY12058,NJDEP-CT

Sample Information

Client Sample ID: MW-31 **York Sample ID:** 25G0131-13

York Project (SDG) No.	Client Project ID	Matrix	Collection Date/Time	Date Received
25G0131	2222575.05 136 Fuller Road	Ground Water	June 30, 2025 12:16 pm	07/02/2025

Volatile Organics, 8260 - TCL-SOM

Log-in Notes:

Sample Notes:

Sample Prepared by Method: EPA 5030B

CAS No.	Parameter	Result	Flag	Units	Reported to LOD/MDL	LOQ	Dilution	Reference Method	Date/Time Prepared	Date/Time Analyzed	Analyst
75-00-3	Chloroethane	ND		ug/L	0.448	0.500	1	EPA 8260D	07/11/2025 07:00	07/11/2025 18:49	PMB
								Certifications:	CTDOH-PH-0723,NELAC-NY10854,NELAC-NY12058,NJDEP-CT		
67-66-3	Chloroform	ND		ug/L	0.243	0.500	1	EPA 8260D	07/11/2025 07:00	07/11/2025 18:49	PMB
								Certifications:	CTDOH-PH-0723,NELAC-NY10854,NELAC-NY12058,NJDEP-CT		
74-87-3	Chloromethane	ND		ug/L	0.372	0.500	1	EPA 8260D	07/11/2025 07:00	07/11/2025 18:49	PMB
								Certifications:	CTDOH-PH-0723,NELAC-NY10854,NELAC-NY12058,NJDEP-CT		
156-59-2	cis-1,2-Dichloroethylene	ND		ug/L	0.294	0.500	1	EPA 8260D	07/11/2025 07:00	07/11/2025 18:49	PMB
								Certifications:	CTDOH-PH-0723,NELAC-NY10854,NELAC-NY12058,NJDEP-CT		
10061-01-5	cis-1,3-Dichloropropylene	ND		ug/L	0.262	0.500	1	EPA 8260D	07/11/2025 07:00	07/11/2025 18:49	PMB
								Certifications:	CTDOH-PH-0723,NELAC-NY10854,NELAC-NY12058,NJDEP-CT		
110-82-7	Cyclohexane	ND		ug/L	0.491	0.500	1	EPA 8260D	07/11/2025 07:00	07/11/2025 18:49	PMB
								Certifications:	NELAC-NY10854,NELAC-NY12058,NJDEP-CT005,PADEP-68-04		
124-48-1	Dibromochloromethane	ND		ug/L	0.146	0.500	1	EPA 8260D	07/11/2025 07:00	07/11/2025 18:49	PMB
								Certifications:	CTDOH-PH-0723,NELAC-NY10854,NELAC-NY12058,NJDEP-CT		
75-71-8	Dichlorodifluoromethane	ND		ug/L	0.451	0.500	1	EPA 8260D	07/11/2025 07:00	07/11/2025 18:49	PMB
								Certifications:	NELAC-NY10854,NELAC-NY12058,NJDEP-CT005,PADEP-68-04		
100-41-4	Ethyl Benzene	ND		ug/L	0.290	0.500	1	EPA 8260D	07/11/2025 07:00	07/11/2025 18:49	PMB
								Certifications:	CTDOH-PH-0723,NELAC-NY10854,NELAC-NY12058,NJDEP-CT		
98-82-8	Isopropylbenzene	ND		ug/L	0.405	0.500	1	EPA 8260D	07/11/2025 07:00	07/11/2025 18:49	PMB
								Certifications:	CTDOH-PH-0723,NELAC-NY10854,NELAC-NY12058,NJDEP-CT		
79-20-9	Methyl acetate	ND		ug/L	0.442	0.500	1	EPA 8260D	07/11/2025 07:00	07/11/2025 18:49	PMB
								Certifications:	NELAC-NY10854,NELAC-NY12058,NJDEP-CT005,PADEP-68-04		
1634-04-4	Methyl tert-butyl ether (MTBE)	ND		ug/L	0.244	0.500	1	EPA 8260D	07/11/2025 07:00	07/11/2025 18:49	PMB
								Certifications:	CTDOH-PH-0723,NELAC-NY10854,NELAC-NY12058,NJDEP-CT		
108-87-2	Methylcyclohexane	ND		ug/L	0.477	0.500	1	EPA 8260D	07/11/2025 07:00	07/11/2025 18:49	PMB
								Certifications:	NELAC-NY10854,NELAC-NY12058,NJDEP-CT005,PADEP-68-04		
75-09-2	Methylene chloride	ND		ug/L	0.397	2.00	1	EPA 8260D	07/11/2025 07:00	07/11/2025 18:49	PMB
								Certifications:	CTDOH-PH-0723,NELAC-NY10854,NELAC-NY12058,NJDEP-CT		
95-47-6	o-Xylene	ND		ug/L	0.261	0.500	1	EPA 8260D	07/11/2025 07:00	07/11/2025 18:49	PMB
								Certifications:	CTDOH-PH-0723,NELAC-NY10854,NELAC-NY12058,PADEP-68		
179601-23-1	p- & m- Xylenes	ND		ug/L	0.578	1.00	1	EPA 8260D	07/11/2025 07:00	07/11/2025 18:49	PMB
								Certifications:	CTDOH-PH-0723,NELAC-NY10854,NELAC-NY12058,PADEP-68		
99-87-6	p-Isopropyltoluene	ND		ug/L	0.377	0.500	1	EPA 8260D	07/11/2025 07:00	07/11/2025 18:49	PMB
								Certifications:	CTDOH-PH-0723,NELAC-NY10854,NELAC-NY12058,NJDEP-CT		
100-42-5	Styrene	ND		ug/L	0.255	0.500	1	EPA 8260D	07/11/2025 07:00	07/11/2025 18:49	PMB
								Certifications:	CTDOH-PH-0723,NELAC-NY10854,NELAC-NY12058,NJDEP-CT		
127-18-4	**Tetrachloroethylene**	**0.550**		ug/L	0.239	0.500	1	EPA 8260D	07/11/2025 07:00	07/11/2025 18:49	PMB
								Certifications:	CTDOH-PH-0723,NELAC-NY10854,NELAC-NY12058,NJDEP-C		
108-88-3	Toluene	ND		ug/L	0.346	0.500	1	EPA 8260D	07/11/2025 07:00	07/11/2025 18:49	PMB
								Certifications:	CTDOH-PH-0723,NELAC-NY10854,NELAC-NY12058,NJDEP-CT		
156-60-5	trans-1,2-Dichloroethylene	ND		ug/L	0.279	0.500	1	EPA 8260D	07/11/2025 07:00	07/11/2025 18:49	PMB
								Certifications:	CTDOH-PH-0723,NELAC-NY10854,NELAC-NY12058,NJDEP-CT		
10061-02-6	trans-1,3-Dichloropropylene	ND		ug/L	0.229	0.500	1	EPA 8260D	07/11/2025 07:00	07/11/2025 18:49	PMB
								Certifications:	CTDOH-PH-0723,NELAC-NY10854,NELAC-NY12058,NJDEP-CT		
79-01-6	Trichloroethylene	ND		ug/L	0.249	0.500	1	EPA 8260D	07/11/2025 07:00	07/11/2025 18:49	PMB
								Certifications:	CTDOH-PH-0723,NELAC-NY10854,NELAC-NY12058,NJDEP-CT		

Sample Information

Client Sample ID: MW-31 **York Sample ID:** 25G0131-13

York Project (SDG) No.	Client Project ID	Matrix	Collection Date/Time	Date Received
25G0131	2222575.05 136 Fuller Road	Ground Water	June 30, 2025 12:16 pm	07/02/2025

Volatile Organics, 8260 - TCL-SOM **Log-in Notes:** **Sample Notes:**

Sample Prepared by Method: EPA 5030B

CAS No.	Parameter	Result	Flag	Units	Reported to LOD/MDL	LOQ	Dilution	Reference Method	Date/Time Prepared	Date/Time Analyzed	Analyst
75-69-4	Trichlorofluoromethane	ND		ug/L	0.337	0.500	1	EPA 8260D	07/11/2025 07:00	07/11/2025 18:49	PMB
								Certifications:	CTDOH-PH-0723,NELAC-NY10854,NELAC-NY12058,NJDEP-CT		
75-01-4	Vinyl Chloride	ND		ug/L	0.469	0.500	1	EPA 8260D	07/11/2025 07:00	07/11/2025 18:49	PMB
								Certifications:	CTDOH-PH-0723,NELAC-NY10854,NELAC-NY12058,NJDEP-CT		
1330-20-7	Xylenes, Total	ND		ug/L	0.839	1.50	1	EPA 8260D	07/11/2025 07:00	07/11/2025 18:49	PMB
								Certifications:	CTDOH-PH-0723,NELAC-NY10854,NELAC-NY12058,NJDEP-CT		

	Surrogate Recoveries	Result	Acceptance Range
17060-07-0	*Surrogate: SURR: 1,2-Dichloroethane-d4*	*104 %*	*70-130*
2037-26-5	*Surrogate: SURR: Toluene-d8*	*98.1 %*	*70-130*
460-00-4	*Surrogate: SURR: p-Bromofluorobenzene*	*100 %*	*70-130*

Sample Information

Client Sample ID: MW-32 **York Sample ID:** 25G0131-14

York Project (SDG) No.	Client Project ID	Matrix	Collection Date/Time	Date Received
25G0131	2222575.05 136 Fuller Road	Ground Water	June 30, 2025 1:12 pm	07/02/2025

Volatile Organics, 8260 - TCL-SOM **Log-in Notes:** **Sample Notes:**

Sample Prepared by Method: EPA 5030B

CAS No.	Parameter	Result	Flag	Units	Reported to LOD/MDL	LOQ	Dilution	Reference Method	Date/Time Prepared	Date/Time Analyzed	Analyst
71-55-6	**1,1,1-Trichloroethane**	**233**		ug/L	6.65	12.5	25	EPA 8260D	07/14/2025 08:00	07/14/2025 18:29	PD
								Certifications:	CTDOH-PH-0723,NELAC-NY10854,NELAC-NY12058,NJDEP-C		
79-34-5	1,1,2,2-Tetrachloroethane	ND		ug/L	0.256	0.500	1	EPA 8260D	07/11/2025 07:00	07/11/2025 16:49	PMB
								Certifications:	CTDOH-PH-0723,NELAC-NY10854,NELAC-NY12058,NJDEP-CT		
76-13-1	1,1,2-Trichloro-1,2,2-trifluoroethane (Freon 113)	ND		ug/L	0.286	0.500	1	EPA 8260D	07/11/2025 07:00	07/11/2025 16:49	PMB
								Certifications:	CTDOH-PH-0723,NELAC-NY10854,NELAC-NY12058,NJDEP-CT		
79-00-5	**1,1,2-Trichloroethane**	**0.430**		ug/L	0.249	0.500	1	EPA 8260D	07/11/2025 07:00	07/11/2025 16:49	PMB
								Certifications:	CTDOH-PH-0723,NELAC-NY10854,NELAC-NY12058,NJDEP-C		
75-34-3	**1,1-Dichloroethane**	**54.7**		ug/L	0.272	0.500	1	EPA 8260D	07/11/2025 07:00	07/11/2025 16:49	PMB
								Certifications:	CTDOH-PH-0723,NELAC-NY10854,NELAC-NY12058,NJDEP-C		
75-35-4	**1,1-Dichloroethylene**	**29.1**		ug/L	0.327	0.500	1	EPA 8260D	07/11/2025 07:00	07/11/2025 16:49	PMB
								Certifications:	CTDOH-PH-0723,NELAC-NY10854,NELAC-NY12058,NJDEP-C		
87-61-6	1,2,3-Trichlorobenzene	ND		ug/L	0.222	0.500	1	EPA 8260D	07/11/2025 07:00	07/11/2025 16:49	PMB
								Certifications:	NELAC-NY10854,NELAC-NY12058,NJDEP-CT005,PADEP-68-04		
120-82-1	1,2,4-Trichlorobenzene	ND		ug/L	0.138	0.500	1	EPA 8260D	07/11/2025 07:00	07/11/2025 16:49	PMB
								Certifications:	NELAC-NY10854,NELAC-NY12058,NJDEP-CT005,PADEP-68-04		
96-12-8	1,2-Dibromo-3-chloropropane	ND		ug/L	0.432	0.500	1	EPA 8260D	07/11/2025 07:00	07/11/2025 16:49	PMB
								Certifications:	CTDOH-PH-0723,NELAC-NY10854,NELAC-NY12058,NJDEP-CT		
106-93-4	1,2-Dibromoethane	ND		ug/L	0.215	0.500	1	EPA 8260D	07/11/2025 07:00	07/11/2025 16:49	PMB
								Certifications:	CTDOH-PH-0723,NELAC-NY10854,NELAC-NY12058,NJDEP-CT		

Sample Information

Client Sample ID: MW-32 **York Sample ID:** 25G0131-14

York Project (SDG) No.	Client Project ID	Matrix	Collection Date/Time	Date Received
25G0131	2222575.05 136 Fuller Road	Ground Water	June 30, 2025 1:12 pm	07/02/2025

Volatile Organics, 8260 - TCL-SOM

Log-in Notes:

Sample Notes:

Sample Prepared by Method: EPA 5030B

CAS No.	Parameter	Result	Flag	Units	Reported to LOD/MDL	LOQ	Dilution	Reference Method	Date/Time Prepared	Date/Time Analyzed	Analyst
95-50-1	1,2-Dichlorobenzene	ND		ug/L	0.270	0.500	1	EPA 8260D	07/11/2025 07:00	07/11/2025 16:49	PMB
								Certifications:	CTDOH-PH-0723,NELAC-NY10854,NELAC-NY12058,NJDEP-CT		
107-06-2	**1,2-Dichloroethane**	**0.980**		ug/L	0.377	0.500	1	EPA 8260D	07/11/2025 07:00	07/11/2025 16:49	PMB
								Certifications:	CTDOH-PH-0723,NELAC-NY10854,NELAC-NY12058,NJDEP-CT		
78-87-5	1,2-Dichloropropane	ND		ug/L	0.327	0.500	1	EPA 8260D	07/11/2025 07:00	07/11/2025 16:49	PMB
								Certifications:	CTDOH-PH-0723,NELAC-NY10854,NELAC-NY12058,NJDEP-CT		
541-73-1	1,3-Dichlorobenzene	ND		ug/L	0.283	0.500	1	EPA 8260D	07/11/2025 07:00	07/11/2025 16:49	PMB
								Certifications:	CTDOH-PH-0723,NELAC-NY10854,NELAC-NY12058,NJDEP-CT		
106-46-7	1,4-Dichlorobenzene	ND		ug/L	0.311	0.500	1	EPA 8260D	07/11/2025 07:00	07/11/2025 16:49	PMB
								Certifications:	CTDOH-PH-0723,NELAC-NY10854,NELAC-NY12058,NJDEP-CT		
78-93-3	2-Butanone	ND		ug/L	0.421	0.500	1	EPA 8260D	07/11/2025 07:00	07/11/2025 16:49	PMB
								Certifications:	CTDOH-PH-0723,NELAC-NY10854,NELAC-NY12058,NJDEP-CT		
591-78-6	2-Hexanone	ND		ug/L	0.320	0.500	1	EPA 8260D	07/11/2025 07:00	07/11/2025 16:49	PMB
								Certifications:	CTDOH-PH-0723,NELAC-NY10854,NELAC-NY12058,NJDEP-CT		
108-10-1	4-Methyl-2-pentanone	ND		ug/L	0.365	0.500	1	EPA 8260D	07/11/2025 07:00	07/11/2025 16:49	PMB
								Certifications:	CTDOH-PH-0723,NELAC-NY10854,NELAC-NY12058,NJDEP-CT		
67-64-1	Acetone	ND		ug/L	1.34	2.00	1	EPA 8260D	07/11/2025 07:00	07/11/2025 16:49	PMB
								Certifications:	CTDOH-PH-0723,NELAC-NY10854,NELAC-NY12058,NJDEP-CT		
71-43-2	Benzene	ND		ug/L	0.279	0.500	1	EPA 8260D	07/11/2025 07:00	07/11/2025 16:49	PMB
								Certifications:	CTDOH-PH-0723,NELAC-NY10854,NELAC-NY12058,NJDEP-CT		
74-97-5	Bromochloromethane	ND		ug/L	0.354	0.500	1	EPA 8260D	07/11/2025 07:00	07/11/2025 16:49	PMB
								Certifications:	NELAC-NY10854,NELAC-NY12058,NJDEP-CT005,PADEP-68-04		
75-27-4	Bromodichloromethane	ND		ug/L	0.245	0.500	1	EPA 8260D	07/11/2025 07:00	07/11/2025 16:49	PMB
								Certifications:	CTDOH-PH-0723,NELAC-NY10854,NELAC-NY12058,NJDEP-CT		
75-25-2	Bromoform	ND		ug/L	0.163	0.500	1	EPA 8260D	07/11/2025 07:00	07/11/2025 16:49	PMB
								Certifications:	CTDOH-PH-0723,NELAC-NY10854,NELAC-NY12058,NJDEP-CT		
74-83-9	Bromomethane	ND		ug/L	0.500	2.00	1	EPA 8260D	07/11/2025 07:00	07/11/2025 16:49	PMB
								Certifications:	CTDOH-PH-0723,NELAC-NY10854,NELAC-NY12058,NJDEP-CT		
75-15-0	Carbon disulfide	ND		ug/L	0.362	0.500	1	EPA 8260D	07/11/2025 07:00	07/11/2025 16:49	PMB
								Certifications:	CTDOH-PH-0723,NELAC-NY10854,NELAC-NY12058,NJDEP-CT		
56-23-5	Carbon tetrachloride	ND		ug/L	0.204	0.500	1	EPA 8260D	07/11/2025 07:00	07/11/2025 16:49	PMB
								Certifications:	CTDOH-PH-0723,NELAC-NY10854,NELAC-NY12058,NJDEP-CT		
108-90-7	Chlorobenzene	ND		ug/L	0.284	0.500	1	EPA 8260D	07/11/2025 07:00	07/11/2025 16:49	PMB
								Certifications:	CTDOH-PH-0723,NELAC-NY10854,NELAC-NY12058,NJDEP-CT		
75-00-3	Chloroethane	ND		ug/L	0.448	0.500	1	EPA 8260D	07/11/2025 07:00	07/11/2025 16:49	PMB
								Certifications:	CTDOH-PH-0723,NELAC-NY10854,NELAC-NY12058,NJDEP-CT		
67-66-3	Chloroform	ND		ug/L	0.243	0.500	1	EPA 8260D	07/11/2025 07:00	07/11/2025 16:49	PMB
								Certifications:	CTDOH-PH-0723,NELAC-NY10854,NELAC-NY12058,NJDEP-CT		
74-87-3	Chloromethane	ND		ug/L	0.372	0.500	1	EPA 8260D	07/11/2025 07:00	07/11/2025 16:49	PMB
								Certifications:	CTDOH-PH-0723,NELAC-NY10854,NELAC-NY12058,NJDEP-CT		
156-59-2	**cis-1,2-Dichloroethylene**	**508**		ug/L	7.35	12.5	25	EPA 8260D	07/14/2025 08:00	07/14/2025 18:29	PD
								Certifications:	CTDOH-PH-0723,NELAC-NY10854,NELAC-NY12058,NJDEP-CT		
10061-01-5	cis-1,3-Dichloropropylene	ND		ug/L	0.262	0.500	1	EPA 8260D	07/11/2025 07:00	07/11/2025 16:49	PMB
								Certifications:	CTDOH-PH-0723,NELAC-NY10854,NELAC-NY12058,NJDEP-CT		
110-82-7	Cyclohexane	ND		ug/L	0.491	0.500	1	EPA 8260D	07/11/2025 07:00	07/11/2025 16:49	PMB
								Certifications:	NELAC-NY10854,NELAC-NY12058,NJDEP-CT005,PADEP-68-04		

Sample Information

Client Sample ID: MW-32 **York Sample ID:** 25G0131-14

York Project (SDG) No.	Client Project ID	Matrix	Collection Date/Time	Date Received
25G0131	2222575.05 136 Fuller Road	Ground Water	June 30, 2025 1:12 pm	07/02/2025

Volatile Organics, 8260 - TCL-SOM

Log-in Notes:

Sample Notes:

Sample Prepared by Method: EPA 5030B

CAS No.	Parameter	Result	Flag	Units	Reported to LOD/MDL	LOQ	Dilution	Reference Method	Date/Time Prepared	Date/Time Analyzed	Analyst
124-48-1	Dibromochloromethane	ND		ug/L	0.146	0.500	1	EPA 8260D Certifications:	07/11/2025 07:00	07/11/2025 16:49	PMB CTDOH-PH-0723,NELAC-NY10854,NELAC-NY12058,NJDEP-CT
75-71-8	**Dichlorodifluoromethane**	**1.72**		ug/L	0.451	0.500	1	EPA 8260D Certifications:	07/11/2025 07:00	07/11/2025 16:49	PMB NELAC-NY10854,NELAC-NY12058,NJDEP-CT005,PADEP-68-04
100-41-4	Ethyl Benzene	ND		ug/L	0.290	0.500	1	EPA 8260D Certifications:	07/11/2025 07:00	07/11/2025 16:49	PMB CTDOH-PH-0723,NELAC-NY10854,NELAC-NY12058,NJDEP-CT
98-82-8	Isopropylbenzene	ND		ug/L	0.405	0.500	1	EPA 8260D Certifications:	07/11/2025 07:00	07/11/2025 16:49	PMB CTDOH-PH-0723,NELAC-NY10854,NELAC-NY12058,NJDEP-CT
79-20-9	Methyl acetate	ND		ug/L	0.442	0.500	1	EPA 8260D Certifications:	07/11/2025 07:00	07/11/2025 16:49	PMB NELAC-NY10854,NELAC-NY12058,NJDEP-CT005,PADEP-68-04
1634-04-4	**Methyl tert-butyl ether (MTBE)**	**0.600**		ug/L	0.244	0.500	1	EPA 8260D Certifications:	07/11/2025 07:00	07/11/2025 16:49	PMB CTDOH-PH-0723,NELAC-NY10854,NELAC-NY12058,NJDEP-C
108-87-2	**Methylcyclohexane**	**0.670**		ug/L	0.477	0.500	1	EPA 8260D Certifications:	07/11/2025 07:00	07/11/2025 16:49	PMB NELAC-NY10854,NELAC-NY12058,NJDEP-CT005,PADEP-68-04
75-09-2	Methylene chloride	ND		ug/L	0.397	2.00	1	EPA 8260D Certifications:	07/11/2025 07:00	07/11/2025 16:49	PMB CTDOH-PH-0723,NELAC-NY10854,NELAC-NY12058,NJDEP-CT
95-47-6	o-Xylene	ND		ug/L	0.261	0.500	1	EPA 8260D Certifications:	07/11/2025 07:00	07/11/2025 16:49	PMB CTDOH-PH-0723,NELAC-NY10854,NELAC-NY12058,PADEP-68
179601-23-1	p- & m- Xylenes	ND		ug/L	0.578	1.00	1	EPA 8260D Certifications:	07/11/2025 07:00	07/11/2025 16:49	PMB CTDOH-PH-0723,NELAC-NY10854,NELAC-NY12058,PADEP-68
99-87-6	p-Isopropyltoluene	ND		ug/L	0.377	0.500	1	EPA 8260D Certifications:	07/11/2025 07:00	07/11/2025 16:49	PMB CTDOH-PH-0723,NELAC-NY10854,NELAC-NY12058,NJDEP-CT
100-42-5	Styrene	ND		ug/L	0.255	0.500	1	EPA 8260D Certifications:	07/11/2025 07:00	07/11/2025 16:49	PMB CTDOH-PH-0723,NELAC-NY10854,NELAC-NY12058,NJDEP-CT
127-18-4	**Tetrachloroethylene**	**1540**	CCVE, ICVE, QL-02	ug/L	5.98	12.5	25	EPA 8260D Certifications:	07/14/2025 08:00	07/14/2025 18:29	PD CTDOH-PH-0723,NELAC-NY10854,NELAC-NY12058,NJDEP-C
108-88-3	Toluene	ND		ug/L	0.346	0.500	1	EPA 8260D Certifications:	07/11/2025 07:00	07/11/2025 16:49	PMB CTDOH-PH-0723,NELAC-NY10854,NELAC-NY12058,NJDEP-CT
156-60-5	**trans-1,2-Dichloroethylene**	**4.44**		ug/L	0.279	0.500	1	EPA 8260D Certifications:	07/11/2025 07:00	07/11/2025 16:49	PMB CTDOH-PH-0723,NELAC-NY10854,NELAC-NY12058,NJDEP-C
10061-02-6	trans-1,3-Dichloropropylene	ND		ug/L	0.229	0.500	1	EPA 8260D Certifications:	07/11/2025 07:00	07/11/2025 16:49	PMB CTDOH-PH-0723,NELAC-NY10854,NELAC-NY12058,NJDEP-CT
79-01-6	**Trichloroethylene**	**118**		ug/L	6.22	12.5	25	EPA 8260D Certifications:	07/14/2025 08:00	07/14/2025 18:29	PD CTDOH-PH-0723,NELAC-NY10854,NELAC-NY12058,NJDEP-C
75-69-4	**Trichlorofluoromethane**	**0.890**		ug/L	0.337	0.500	1	EPA 8260D Certifications:	07/11/2025 07:00	07/11/2025 16:49	PMB CTDOH-PH-0723,NELAC-NY10854,NELAC-NY12058,NJDEP-C
75-01-4	Vinyl Chloride	ND		ug/L	0.469	0.500	1	EPA 8260D Certifications:	07/11/2025 07:00	07/11/2025 16:49	PMB CTDOH-PH-0723,NELAC-NY10854,NELAC-NY12058,NJDEP-CT
1330-20-7	Xylenes, Total	ND		ug/L	0.839	1.50	1	EPA 8260D Certifications:	07/11/2025 07:00	07/11/2025 16:49	PMB CTDOH-PH-0723,NELAC-NY10854,NELAC-NY12058,NJDEP-CT

	Surrogate Recoveries	Result	Acceptance Range
17060-07-0	*Surrogate: SURR: 1,2-Dichloroethane-d4*	*104 %*	*70-130*
2037-26-5	*Surrogate: SURR: Toluene-d8*	*96.2 %*	*70-130*

Sample Information

Client Sample ID: MW-32 **York Sample ID:** 25G0131-14

York Project (SDG) No.	Client Project ID	Matrix	Collection Date/Time	Date Received
25G0131	2222575.05 136 Fuller Road	Ground Water	June 30, 2025 1:12 pm	07/02/2025

Volatile Organics, 8260 - TCL-SOM **Log-in Notes:** **Sample Notes:**

Sample Prepared by Method: EPA 5030B

CAS No.	Parameter	Result	Flag	Units	Reported to LOD/MDL	LOQ	Dilution	Reference Method	Date/Time Prepared	Date/Time Analyzed	Analyst
460-00-4	*Surrogate: SURR: p-Bromofluorobenzene*	*101 %*			*70-130*						

Sample Information

Client Sample ID: MW-33 **York Sample ID:** 25G0131-15

York Project (SDG) No.	Client Project ID	Matrix	Collection Date/Time	Date Received
25G0131	2222575.05 136 Fuller Road	Ground Water	June 30, 2025 11:03 am	07/02/2025

Volatile Organics, 8260 - TCL-SOM **Log-in Notes:** **Sample Notes:**

Sample Prepared by Method: EPA 5030B

CAS No.	Parameter	Result	Flag	Units	Reported to LOD/MDL	LOQ	Dilution	Reference Method	Date/Time Prepared	Date/Time Analyzed	Analyst
71-55-6	**1,1,1-Trichloroethane**	**0.550**		ug/L	0.266	0.500	1	EPA 8260D	07/14/2025 08:00	07/14/2025 18:08	PMB
								Certifications:	CTDOH-PH-0723,NELAC-NY10854,NELAC-NY12058,NJDEP-CT		
79-34-5	1,1,2,2-Tetrachloroethane	ND		ug/L	0.256	0.500	1	EPA 8260D	07/14/2025 08:00	07/14/2025 18:08	PMB
								Certifications:	CTDOH-PH-0723,NELAC-NY10854,NELAC-NY12058,NJDEP-CT		
76-13-1	1,1,2-Trichloro-1,2,2-trifluoroethane (Freon 113)	ND		ug/L	0.286	0.500	1	EPA 8260D	07/14/2025 08:00	07/14/2025 18:08	PMB
								Certifications:	CTDOH-PH-0723,NELAC-NY10854,NELAC-NY12058,NJDEP-CT		
79-00-5	1,1,2-Trichloroethane	ND		ug/L	0.249	0.500	1	EPA 8260D	07/14/2025 08:00	07/14/2025 18:08	PMB
								Certifications:	CTDOH-PH-0723,NELAC-NY10854,NELAC-NY12058,NJDEP-CT		
75-34-3	**1,1-Dichloroethane**	**9.58**		ug/L	0.272	0.500	1	EPA 8260D	07/14/2025 08:00	07/14/2025 18:08	PMB
								Certifications:	CTDOH-PH-0723,NELAC-NY10854,NELAC-NY12058,NJDEP-CT		
75-35-4	**1,1-Dichloroethylene**	**3.62**		ug/L	0.327	0.500	1	EPA 8260D	07/14/2025 08:00	07/14/2025 18:08	PMB
								Certifications:	CTDOH-PH-0723,NELAC-NY10854,NELAC-NY12058,NJDEP-CT		
87-61-6	1,2,3-Trichlorobenzene	ND	CCVE, QL-02	ug/L	0.222	0.500	1	EPA 8260D	07/14/2025 08:00	07/14/2025 18:08	PMB
								Certifications:	NELAC-NY10854,NELAC-NY12058,NJDEP-CT005,PADEP-68-04		
120-82-1	1,2,4-Trichlorobenzene	ND		ug/L	0.138	0.500	1	EPA 8260D	07/14/2025 08:00	07/14/2025 18:08	PMB
								Certifications:	NELAC-NY10854,NELAC-NY12058,NJDEP-CT005,PADEP-68-04		
96-12-8	1,2-Dibromo-3-chloropropane	ND		ug/L	0.432	0.500	1	EPA 8260D	07/14/2025 08:00	07/14/2025 18:08	PMB
								Certifications:	CTDOH-PH-0723,NELAC-NY10854,NELAC-NY12058,NJDEP-CT		
106-93-4	1,2-Dibromoethane	ND		ug/L	0.215	0.500	1	EPA 8260D	07/14/2025 08:00	07/14/2025 18:08	PMB
								Certifications:	CTDOH-PH-0723,NELAC-NY10854,NELAC-NY12058,NJDEP-CT		
95-50-1	1,2-Dichlorobenzene	ND		ug/L	0.270	0.500	1	EPA 8260D	07/14/2025 08:00	07/14/2025 18:08	PMB
								Certifications:	CTDOH-PH-0723,NELAC-NY10854,NELAC-NY12058,NJDEP-CT		
107-06-2	1,2-Dichloroethane	ND		ug/L	0.377	0.500	1	EPA 8260D	07/14/2025 08:00	07/14/2025 18:08	PMB
								Certifications:	CTDOH-PH-0723,NELAC-NY10854,NELAC-NY12058,NJDEP-CT		
78-87-5	1,2-Dichloropropane	ND		ug/L	0.327	0.500	1	EPA 8260D	07/14/2025 08:00	07/14/2025 18:08	PMB
								Certifications:	CTDOH-PH-0723,NELAC-NY10854,NELAC-NY12058,NJDEP-CT		
541-73-1	1,3-Dichlorobenzene	ND		ug/L	0.283	0.500	1	EPA 8260D	07/14/2025 08:00	07/14/2025 18:08	PMB
								Certifications:	CTDOH-PH-0723,NELAC-NY10854,NELAC-NY12058,NJDEP-CT		
106-46-7	1,4-Dichlorobenzene	ND		ug/L	0.311	0.500	1	EPA 8260D	07/14/2025 08:00	07/14/2025 18:08	PMB
								Certifications:	CTDOH-PH-0723,NELAC-NY10854,NELAC-NY12058,NJDEP-CT		

Sample Information

Client Sample ID: MW-33 **York Sample ID:** 25G0131-15

York Project (SDG) No.	Client Project ID	Matrix	Collection Date/Time	Date Received
25G0131	2222575.05 136 Fuller Road	Ground Water	June 30, 2025 11:03 am	07/02/2025

Volatile Organics, 8260 - TCL-SOM

Log-in Notes:

Sample Notes:

Sample Prepared by Method: EPA 5030B

CAS No.	Parameter	Result	Flag	Units	Reported to LOD/MDL	LOQ	Dilution	Reference Method	Date/Time Prepared	Date/Time Analyzed	Analyst
78-93-3	2-Butanone	ND		ug/L	0.421	0.500	1	EPA 8260D Certifications:	07/14/2025 08:00	07/14/2025 18:08	PMB CTDOH-PH-0723,NELAC-NY10854,NELAC-NY12058,NJDEP-CT
591-78-6	2-Hexanone	ND		ug/L	0.320	0.500	1	EPA 8260D Certifications:	07/14/2025 08:00	07/14/2025 18:08	PMB CTDOH-PH-0723,NELAC-NY10854,NELAC-NY12058,NJDEP-CT
108-10-1	4-Methyl-2-pentanone	ND		ug/L	0.365	0.500	1	EPA 8260D Certifications:	07/14/2025 08:00	07/14/2025 18:08	PMB CTDOH-PH-0723,NELAC-NY10854,NELAC-NY12058,NJDEP-CT
67-64-1	Acetone	ND		ug/L	1.34	2.00	1	EPA 8260D Certifications:	07/14/2025 08:00	07/14/2025 18:08	PMB CTDOH-PH-0723,NELAC-NY10854,NELAC-NY12058,NJDEP-CT
71-43-2	Benzene	ND		ug/L	0.279	0.500	1	EPA 8260D Certifications:	07/14/2025 08:00	07/14/2025 18:08	PMB CTDOH-PH-0723,NELAC-NY10854,NELAC-NY12058,NJDEP-CT
74-97-5	Bromochloromethane	ND		ug/L	0.354	0.500	1	EPA 8260D Certifications:	07/14/2025 08:00	07/14/2025 18:08	PMB NELAC-NY10854,NELAC-NY12058,NJDEP-CT005,PADEP-68-04
75-27-4	Bromodichloromethane	ND		ug/L	0.245	0.500	1	EPA 8260D Certifications:	07/14/2025 08:00	07/14/2025 18:08	PMB CTDOH-PH-0723,NELAC-NY10854,NELAC-NY12058,NJDEP-CT
75-25-2	Bromoform	ND		ug/L	0.163	0.500	1	EPA 8260D Certifications:	07/14/2025 08:00	07/14/2025 18:08	PMB CTDOH-PH-0723,NELAC-NY10854,NELAC-NY12058,NJDEP-CT
74-83-9	Bromomethane	ND	CCVE, QL-02	ug/L	0.500	2.00	1	EPA 8260D Certifications:	07/14/2025 08:00	07/14/2025 18:08	PMB CTDOH-PH-0723,NELAC-NY10854,NELAC-NY12058,NJDEP-CT
75-15-0	Carbon disulfide	ND		ug/L	0.362	0.500	1	EPA 8260D Certifications:	07/14/2025 08:00	07/14/2025 18:08	PMB CTDOH-PH-0723,NELAC-NY10854,NELAC-NY12058,NJDEP-CT
56-23-5	Carbon tetrachloride	ND		ug/L	0.204	0.500	1	EPA 8260D Certifications:	07/14/2025 08:00	07/14/2025 18:08	PMB CTDOH-PH-0723,NELAC-NY10854,NELAC-NY12058,NJDEP-CT
108-90-7	Chlorobenzene	ND		ug/L	0.284	0.500	1	EPA 8260D Certifications:	07/14/2025 08:00	07/14/2025 18:08	PMB CTDOH-PH-0723,NELAC-NY10854,NELAC-NY12058,NJDEP-CT
75-00-3	Chloroethane	ND		ug/L	0.448	0.500	1	EPA 8260D Certifications:	07/14/2025 08:00	07/14/2025 18:08	PMB CTDOH-PH-0723,NELAC-NY10854,NELAC-NY12058,NJDEP-CT
67-66-3	Chloroform	ND		ug/L	0.243	0.500	1	EPA 8260D Certifications:	07/14/2025 08:00	07/14/2025 18:08	PMB CTDOH-PH-0723,NELAC-NY10854,NELAC-NY12058,NJDEP-CT
74-87-3	Chloromethane	ND	CCVE, QL-02	ug/L	0.372	0.500	1	EPA 8260D Certifications:	07/14/2025 08:00	07/14/2025 18:08	PMB CTDOH-PH-0723,NELAC-NY10854,NELAC-NY12058,NJDEP-CT
156-59-2	**cis-1,2-Dichloroethylene**	**14.3**		ug/L	0.294	0.500	1	EPA 8260D Certifications:	07/14/2025 08:00	07/14/2025 18:08	PMB CTDOH-PH-0723,NELAC-NY10854,NELAC-NY12058,NJDEP-C
10061-01-5	cis-1,3-Dichloropropylene	ND		ug/L	0.262	0.500	1	EPA 8260D Certifications:	07/14/2025 08:00	07/14/2025 18:08	PMB CTDOH-PH-0723,NELAC-NY10854,NELAC-NY12058,NJDEP-CT
110-82-7	Cyclohexane	ND		ug/L	0.491	0.500	1	EPA 8260D Certifications:	07/14/2025 08:00	07/14/2025 18:08	PMB NELAC-NY10854,NELAC-NY12058,NJDEP-CT005,PADEP-68-04
124-48-1	Dibromochloromethane	ND		ug/L	0.146	0.500	1	EPA 8260D Certifications:	07/14/2025 08:00	07/14/2025 18:08	PMB CTDOH-PH-0723,NELAC-NY10854,NELAC-NY12058,NJDEP-CT
75-71-8	**Dichlorodifluoromethane**	**6.78**	CCVE, QL-02	ug/L	0.451	0.500	1	EPA 8260D Certifications:	07/14/2025 08:00	07/14/2025 18:08	PMB NELAC-NY10854,NELAC-NY12058,NJDEP-CT005,PADEP-68-0
100-41-4	**Ethyl Benzene**	**0.480**		ug/L	0.290	0.500	1	EPA 8260D Certifications:	07/14/2025 08:00	07/14/2025 18:08	PMB CTDOH-PH-0723,NELAC-NY10854,NELAC-NY12058,NJDEP-C
98-82-8	Isopropylbenzene	ND		ug/L	0.405	0.500	1	EPA 8260D Certifications:	07/14/2025 08:00	07/14/2025 18:08	PMB CTDOH-PH-0723,NELAC-NY10854,NELAC-NY12058,NJDEP-CT
79-20-9	Methyl acetate	ND		ug/L	0.442	0.500	1	EPA 8260D Certifications:	07/14/2025 08:00	07/14/2025 18:08	PMB NELAC-NY10854,NELAC-NY12058,NJDEP-CT005,PADEP-68-04

Sample Information

Client Sample ID: MW-33 **York Sample ID:** 25G0131-15

York Project (SDG) No.	Client Project ID	Matrix	Collection Date/Time	Date Received
25G0131	2222575.05 136 Fuller Road	Ground Water	June 30, 2025 11:03 am	07/02/2025

Volatile Organics, 8260 - TCL-SOM **Log-in Notes:** **Sample Notes:**

Sample Prepared by Method: EPA 5030B

CAS No.	Parameter	Result	Flag	Units	Reported to LOD/MDL	LOQ	Dilution	Reference Method	Date/Time Prepared	Date/Time Analyzed	Analyst
1634-04-4	Methyl tert-butyl ether (MTBE)	ND		ug/L	0.244	0.500	1	EPA 8260D Certifications:	07/14/2025 08:00	07/14/2025 18:08 CTDOH-PH-0723,NELAC-NY10854,NELAC-NY12058,NJDEP-CT	PMB
108-87-2	**Methylcyclohexane**	**0.500**		ug/L	0.477	0.500	1	EPA 8260D Certifications:	07/14/2025 08:00	07/14/2025 18:08 NELAC-NY10854,NELAC-NY12058,NJDEP-CT005,PADEP-68-0	PMB
75-09-2	Methylene chloride	ND		ug/L	0.397	2.00	1	EPA 8260D Certifications:	07/14/2025 08:00	07/14/2025 18:08 CTDOH-PH-0723,NELAC-NY10854,NELAC-NY12058,NJDEP-CT	PMB
95-47-6	o-Xylene	ND		ug/L	0.261	0.500	1	EPA 8260D Certifications:	07/14/2025 08:00	07/14/2025 18:08 CTDOH-PH-0723,NELAC-NY10854,NELAC-NY12058,PADEP-68	PMB
179601-23-1	p- & m- Xylenes	ND		ug/L	0.578	1.00	1	EPA 8260D Certifications:	07/14/2025 08:00	07/14/2025 18:08 CTDOH-PH-0723,NELAC-NY10854,NELAC-NY12058,PADEP-68	PMB
99-87-6	p-Isopropyltoluene	ND		ug/L	0.377	0.500	1	EPA 8260D Certifications:	07/14/2025 08:00	07/14/2025 18:08 CTDOH-PH-0723,NELAC-NY10854,NELAC-NY12058,NJDEP-CT	PMB
100-42-5	Styrene	ND		ug/L	0.255	0.500	1	EPA 8260D Certifications:	07/14/2025 08:00	07/14/2025 18:08 CTDOH-PH-0723,NELAC-NY10854,NELAC-NY12058,NJDEP-CT	PMB
127-18-4	**Tetrachloroethylene**	**10.1**	CCVE, ICVE, QL-02	ug/L	0.239	0.500	1	EPA 8260D Certifications:	07/14/2025 08:00	07/14/2025 18:08 CTDOH-PH-0723,NELAC-NY10854,NELAC-NY12058,NJDEP-C	PMB
108-88-3	Toluene	ND		ug/L	0.346	0.500	1	EPA 8260D Certifications:	07/14/2025 08:00	07/14/2025 18:08 CTDOH-PH-0723,NELAC-NY10854,NELAC-NY12058,NJDEP-CT	PMB
156-60-5	trans-1,2-Dichloroethylene	ND		ug/L	0.279	0.500	1	EPA 8260D Certifications:	07/14/2025 08:00	07/14/2025 18:08 CTDOH-PH-0723,NELAC-NY10854,NELAC-NY12058,NJDEP-CT	PMB
10061-02-6	trans-1,3-Dichloropropylene	ND		ug/L	0.229	0.500	1	EPA 8260D Certifications:	07/14/2025 08:00	07/14/2025 18:08 CTDOH-PH-0723,NELAC-NY10854,NELAC-NY12058,NJDEP-CT	PMB
79-01-6	**Trichloroethylene**	**4.11**		ug/L	0.249	0.500	1	EPA 8260D Certifications:	07/14/2025 08:00	07/14/2025 18:08 CTDOH-PH-0723,NELAC-NY10854,NELAC-NY12058,NJDEP-C	PMB
75-69-4	**Trichlorofluoromethane**	**12.6**		ug/L	0.337	0.500	1	EPA 8260D Certifications:	07/14/2025 08:00	07/14/2025 18:08 CTDOH-PH-0723,NELAC-NY10854,NELAC-NY12058,NJDEP-C	PMB
75-01-4	Vinyl Chloride	ND	CCVE, QL-02	ug/L	0.469	0.500	1	EPA 8260D Certifications:	07/14/2025 08:00	07/14/2025 18:08 CTDOH-PH-0723,NELAC-NY10854,NELAC-NY12058,NJDEP-CT	PMB
1330-20-7	Xylenes, Total	ND		ug/L	0.839	1.50	1	EPA 8260D Certifications:	07/14/2025 08:00	07/14/2025 18:08 CTDOH-PH-0723,NELAC-NY10854,NELAC-NY12058,NJDEP-CT	PMB

	Surrogate Recoveries	Result	Acceptance Range
17060-07-0	*Surrogate: SURR: 1,2-Dichloroethane-d4*	*104 %*	*70-130*
2037-26-5	*Surrogate: SURR: Toluene-d8*	*98.2 %*	*70-130*
460-00-4	*Surrogate: SURR: p-Bromofluorobenzene*	*99.9 %*	*70-130*

Sample Information

Client Sample ID: MW-35 **York Sample ID:** 25G0131-16

York Project (SDG) No.	Client Project ID	Matrix	Collection Date/Time	Date Received
25G0131	2222575.05 136 Fuller Road	Ground Water	July 1, 2025 8:10 am	07/02/2025

Sample Information

Client Sample ID: MW-35 **York Sample ID:** 25G0131-16

York Project (SDG) No.	Client Project ID	Matrix	Collection Date/Time	Date Received
25G0131	2222575.05 136 Fuller Road	Ground Water	July 1, 2025 8:10 am	07/02/2025

Volatile Organics, 8260 - TCL-SOM

Log-in Notes:

Sample Notes:

Sample Prepared by Method: EPA 5030B

CAS No.	Parameter	Result	Flag	Units	Reported to LOD/MDL	LOQ	Dilution	Reference Method	Date/Time Prepared	Date/Time Analyzed	Analyst
71-55-6	1,1,1-Trichloroethane	ND		ug/L	0.266	0.500	1	EPA 8260D Certifications:	07/11/2025 07:00	07/11/2025 18:19	PMB CTDOH-PH-0723,NELAC-NY10854,NELAC-NY12058,NJDEP-CT
79-34-5	1,1,2,2-Tetrachloroethane	ND		ug/L	0.256	0.500	1	EPA 8260D Certifications:	07/11/2025 07:00	07/11/2025 18:19	PMB CTDOH-PH-0723,NELAC-NY10854,NELAC-NY12058,NJDEP-CT
76-13-1	1,1,2-Trichloro-1,2,2-trifluoroethane (Freon 113)	ND		ug/L	0.286	0.500	1	EPA 8260D Certifications:	07/11/2025 07:00	07/11/2025 18:19	PMB CTDOH-PH-0723,NELAC-NY10854,NELAC-NY12058,NJDEP-CT
79-00-5	1,1,2-Trichloroethane	ND		ug/L	0.249	0.500	1	EPA 8260D Certifications:	07/11/2025 07:00	07/11/2025 18:19	PMB CTDOH-PH-0723,NELAC-NY10854,NELAC-NY12058,NJDEP-CT
75-34-3	1,1-Dichloroethane	ND		ug/L	0.272	0.500	1	EPA 8260D Certifications:	07/11/2025 07:00	07/11/2025 18:19	PMB CTDOH-PH-0723,NELAC-NY10854,NELAC-NY12058,NJDEP-CT
75-35-4	1,1-Dichloroethylene	ND		ug/L	0.327	0.500	1	EPA 8260D Certifications:	07/11/2025 07:00	07/11/2025 18:19	PMB CTDOH-PH-0723,NELAC-NY10854,NELAC-NY12058,NJDEP-CT
87-61-6	1,2,3-Trichlorobenzene	ND		ug/L	0.222	0.500	1	EPA 8260D Certifications:	07/11/2025 07:00	07/11/2025 18:19	PMB NELAC-NY10854,NELAC-NY12058,NJDEP-CT005,PADEP-68-04
120-82-1	1,2,4-Trichlorobenzene	ND		ug/L	0.138	0.500	1	EPA 8260D Certifications:	07/11/2025 07:00	07/11/2025 18:19	PMB NELAC-NY10854,NELAC-NY12058,NJDEP-CT005,PADEP-68-04
96-12-8	1,2-Dibromo-3-chloropropane	ND		ug/L	0.432	0.500	1	EPA 8260D Certifications:	07/11/2025 07:00	07/11/2025 18:19	PMB CTDOH-PH-0723,NELAC-NY10854,NELAC-NY12058,NJDEP-CT
106-93-4	1,2-Dibromoethane	ND		ug/L	0.215	0.500	1	EPA 8260D Certifications:	07/11/2025 07:00	07/11/2025 18:19	PMB CTDOH-PH-0723,NELAC-NY10854,NELAC-NY12058,NJDEP-CT
95-50-1	1,2-Dichlorobenzene	ND		ug/L	0.270	0.500	1	EPA 8260D Certifications:	07/11/2025 07:00	07/11/2025 18:19	PMB CTDOH-PH-0723,NELAC-NY10854,NELAC-NY12058,NJDEP-CT
107-06-2	1,2-Dichloroethane	ND		ug/L	0.377	0.500	1	EPA 8260D Certifications:	07/11/2025 07:00	07/11/2025 18:19	PMB CTDOH-PH-0723,NELAC-NY10854,NELAC-NY12058,NJDEP-CT
78-87-5	1,2-Dichloropropane	ND		ug/L	0.327	0.500	1	EPA 8260D Certifications:	07/11/2025 07:00	07/11/2025 18:19	PMB CTDOH-PH-0723,NELAC-NY10854,NELAC-NY12058,NJDEP-CT
541-73-1	1,3-Dichlorobenzene	ND		ug/L	0.283	0.500	1	EPA 8260D Certifications:	07/11/2025 07:00	07/11/2025 18:19	PMB CTDOH-PH-0723,NELAC-NY10854,NELAC-NY12058,NJDEP-CT
106-46-7	1,4-Dichlorobenzene	ND		ug/L	0.311	0.500	1	EPA 8260D Certifications:	07/11/2025 07:00	07/11/2025 18:19	PMB CTDOH-PH-0723,NELAC-NY10854,NELAC-NY12058,NJDEP-CT
78-93-3	2-Butanone	ND		ug/L	0.421	0.500	1	EPA 8260D Certifications:	07/11/2025 07:00	07/11/2025 18:19	PMB CTDOH-PH-0723,NELAC-NY10854,NELAC-NY12058,NJDEP-CT
591-78-6	2-Hexanone	ND		ug/L	0.320	0.500	1	EPA 8260D Certifications:	07/11/2025 07:00	07/11/2025 18:19	PMB CTDOH-PH-0723,NELAC-NY10854,NELAC-NY12058,NJDEP-CT
108-10-1	4-Methyl-2-pentanone	ND		ug/L	0.365	0.500	1	EPA 8260D Certifications:	07/11/2025 07:00	07/11/2025 18:19	PMB CTDOH-PH-0723,NELAC-NY10854,NELAC-NY12058,NJDEP-CT
67-64-1	Acetone	ND		ug/L	1.34	2.00	1	EPA 8260D Certifications:	07/11/2025 07:00	07/11/2025 18:19	PMB CTDOH-PH-0723,NELAC-NY10854,NELAC-NY12058,NJDEP-CT
71-43-2	Benzene	ND		ug/L	0.279	0.500	1	EPA 8260D Certifications:	07/11/2025 07:00	07/11/2025 18:19	PMB CTDOH-PH-0723,NELAC-NY10854,NELAC-NY12058,NJDEP-CT
74-97-5	Bromochloromethane	ND		ug/L	0.354	0.500	1	EPA 8260D Certifications:	07/11/2025 07:00	07/11/2025 18:19	PMB NELAC-NY10854,NELAC-NY12058,NJDEP-CT005,PADEP-68-04
75-27-4	Bromodichloromethane	ND		ug/L	0.245	0.500	1	EPA 8260D Certifications:	07/11/2025 07:00	07/11/2025 18:19	PMB CTDOH-PH-0723,NELAC-NY10854,NELAC-NY12058,NJDEP-CT
75-25-2	Bromoform	ND		ug/L	0.163	0.500	1	EPA 8260D Certifications:	07/11/2025 07:00	07/11/2025 18:19	PMB CTDOH-PH-0723,NELAC-NY10854,NELAC-NY12058,NJDEP-CT
74-83-9	Bromomethane	ND		ug/L	0.500	2.00	1	EPA 8260D Certifications:	07/11/2025 07:00	07/11/2025 18:19	PMB CTDOH-PH-0723,NELAC-NY10854,NELAC-NY12058,NJDEP-CT

Sample Information

Client Sample ID: MW-35 **York Sample ID:** 25G0131-16

York Project (SDG) No.	Client Project ID	Matrix	Collection Date/Time	Date Received
25G0131	2222575.05 136 Fuller Road	Ground Water	July 1, 2025 8:10 am	07/02/2025

Volatile Organics, 8260 - TCL-SOM

Log-in Notes:

Sample Notes:

Sample Prepared by Method: EPA 5030B

CAS No.	Parameter	Result	Flag	Units	Reported to LOD/MDL	LOQ	Dilution	Reference Method	Date/Time Prepared	Date/Time Analyzed	Analyst
75-15-0	**Carbon disulfide**	**1.63**	B	ug/L	0.362	0.500	1	EPA 8260D	07/11/2025 07:00	07/11/2025 18:19	PMB
								Certifications:	CTDOH-PH-0723,NELAC-NY10854,NELAC-NY12058,NJDEP-C		
56-23-5	Carbon tetrachloride	ND		ug/L	0.204	0.500	1	EPA 8260D	07/11/2025 07:00	07/11/2025 18:19	PMB
								Certifications:	CTDOH-PH-0723,NELAC-NY10854,NELAC-NY12058,NJDEP-CT		
108-90-7	Chlorobenzene	ND		ug/L	0.284	0.500	1	EPA 8260D	07/11/2025 07:00	07/11/2025 18:19	PMB
								Certifications:	CTDOH-PH-0723,NELAC-NY10854,NELAC-NY12058,NJDEP-CT		
75-00-3	**Chloroethane**	**0.470**		ug/L	0.448	0.500	1	EPA 8260D	07/11/2025 07:00	07/11/2025 18:19	PMB
								Certifications:	CTDOH-PH-0723,NELAC-NY10854,NELAC-NY12058,NJDEP-C		
67-66-3	Chloroform	ND		ug/L	0.243	0.500	1	EPA 8260D	07/11/2025 07:00	07/11/2025 18:19	PMB
								Certifications:	CTDOH-PH-0723,NELAC-NY10854,NELAC-NY12058,NJDEP-CT		
74-87-3	Chloromethane	ND		ug/L	0.372	0.500	1	EPA 8260D	07/11/2025 07:00	07/11/2025 18:19	PMB
								Certifications:	CTDOH-PH-0723,NELAC-NY10854,NELAC-NY12058,NJDEP-CT		
156-59-2	**cis-1,2-Dichloroethylene**	**0.340**		ug/L	0.294	0.500	1	EPA 8260D	07/11/2025 07:00	07/11/2025 18:19	PMB
								Certifications:	CTDOH-PH-0723,NELAC-NY10854,NELAC-NY12058,NJDEP-C		
10061-01-5	cis-1,3-Dichloropropylene	ND		ug/L	0.262	0.500	1	EPA 8260D	07/11/2025 07:00	07/11/2025 18:19	PMB
								Certifications:	CTDOH-PH-0723,NELAC-NY10854,NELAC-NY12058,NJDEP-CT		
110-82-7	Cyclohexane	ND		ug/L	0.491	0.500	1	EPA 8260D	07/11/2025 07:00	07/11/2025 18:19	PMB
								Certifications:	NELAC-NY10854,NELAC-NY12058,NJDEP-CT005,PADEP-68-04		
124-48-1	Dibromochloromethane	ND		ug/L	0.146	0.500	1	EPA 8260D	07/11/2025 07:00	07/11/2025 18:19	PMB
								Certifications:	CTDOH-PH-0723,NELAC-NY10854,NELAC-NY12058,NJDEP-CT		
75-71-8	Dichlorodifluoromethane	ND		ug/L	0.451	0.500	1	EPA 8260D	07/11/2025 07:00	07/11/2025 18:19	PMB
								Certifications:	NELAC-NY10854,NELAC-NY12058,NJDEP-CT005,PADEP-68-04		
100-41-4	Ethyl Benzene	ND		ug/L	0.290	0.500	1	EPA 8260D	07/11/2025 07:00	07/11/2025 18:19	PMB
								Certifications:	CTDOH-PH-0723,NELAC-NY10854,NELAC-NY12058,NJDEP-CT		
98-82-8	Isopropylbenzene	ND		ug/L	0.405	0.500	1	EPA 8260D	07/11/2025 07:00	07/11/2025 18:19	PMB
								Certifications:	CTDOH-PH-0723,NELAC-NY10854,NELAC-NY12058,NJDEP-CT		
79-20-9	Methyl acetate	ND		ug/L	0.442	0.500	1	EPA 8260D	07/11/2025 07:00	07/11/2025 18:19	PMB
								Certifications:	NELAC-NY10854,NELAC-NY12058,NJDEP-CT005,PADEP-68-04		
1634-04-4	Methyl tert-butyl ether (MTBE)	ND		ug/L	0.244	0.500	1	EPA 8260D	07/11/2025 07:00	07/11/2025 18:19	PMB
								Certifications:	CTDOH-PH-0723,NELAC-NY10854,NELAC-NY12058,NJDEP-CT		
108-87-2	Methylcyclohexane	ND		ug/L	0.477	0.500	1	EPA 8260D	07/11/2025 07:00	07/11/2025 18:19	PMB
								Certifications:	NELAC-NY10854,NELAC-NY12058,NJDEP-CT005,PADEP-68-04		
75-09-2	Methylene chloride	ND		ug/L	0.397	2.00	1	EPA 8260D	07/11/2025 07:00	07/11/2025 18:19	PMB
								Certifications:	CTDOH-PH-0723,NELAC-NY10854,NELAC-NY12058,NJDEP-CT		
95-47-6	o-Xylene	ND		ug/L	0.261	0.500	1	EPA 8260D	07/11/2025 07:00	07/11/2025 18:19	PMB
								Certifications:	CTDOH-PH-0723,NELAC-NY10854,NELAC-NY12058,PADEP-68-		
179601-23-1	p- & m- Xylenes	ND		ug/L	0.578	1.00	1	EPA 8260D	07/11/2025 07:00	07/11/2025 18:19	PMB
								Certifications:	CTDOH-PH-0723,NELAC-NY10854,NELAC-NY12058,PADEP-68-		
99-87-6	p-Isopropyltoluene	ND		ug/L	0.377	0.500	1	EPA 8260D	07/11/2025 07:00	07/11/2025 18:19	PMB
								Certifications:	CTDOH-PH-0723,NELAC-NY10854,NELAC-NY12058,NJDEP-CT		
100-42-5	Styrene	ND		ug/L	0.255	0.500	1	EPA 8260D	07/11/2025 07:00	07/11/2025 18:19	PMB
								Certifications:	CTDOH-PH-0723,NELAC-NY10854,NELAC-NY12058,NJDEP-CT		
127-18-4	**Tetrachloroethylene**	**1.03**		ug/L	0.239	0.500	1	EPA 8260D	07/11/2025 07:00	07/11/2025 18:19	PMB
								Certifications:	CTDOH-PH-0723,NELAC-NY10854,NELAC-NY12058,NJDEP-C		
108-88-3	Toluene	ND		ug/L	0.346	0.500	1	EPA 8260D	07/11/2025 07:00	07/11/2025 18:19	PMB
								Certifications:	CTDOH-PH-0723,NELAC-NY10854,NELAC-NY12058,NJDEP-CT		

Sample Information

Client Sample ID: MW-35 **York Sample ID:** 25G0131-16

York Project (SDG) No.	Client Project ID	Matrix	Collection Date/Time	Date Received
25G0131	2222575.05 136 Fuller Road	Ground Water	July 1, 2025 8:10 am	07/02/2025

Volatile Organics, 8260 - TCL-SOM **Log-in Notes:** **Sample Notes:**

Sample Prepared by Method: EPA 5030B

CAS No.	Parameter	Result	Flag	Units	Reported to LOD/MDL	LOQ	Dilution	Reference Method	Date/Time Prepared	Date/Time Analyzed	Analyst
156-60-5	trans-1,2-Dichloroethylene	ND		ug/L	0.279	0.500	1	EPA 8260D	07/11/2025 07:00	07/11/2025 18:19	PMB
								Certifications:	CTDOH-PH-0723,NELAC-NY10854,NELAC-NY12058,NJDEP-CT		
10061-02-6	trans-1,3-Dichloropropylene	ND		ug/L	0.229	0.500	1	EPA 8260D	07/11/2025 07:00	07/11/2025 18:19	PMB
								Certifications:	CTDOH-PH-0723,NELAC-NY10854,NELAC-NY12058,NJDEP-CT		
79-01-6	Trichloroethylene	ND		ug/L	0.249	0.500	1	EPA 8260D	07/11/2025 07:00	07/11/2025 18:19	PMB
								Certifications:	CTDOH-PH-0723,NELAC-NY10854,NELAC-NY12058,NJDEP-CT		
75-69-4	Trichlorofluoromethane	ND		ug/L	0.337	0.500	1	EPA 8260D	07/11/2025 07:00	07/11/2025 18:19	PMB
								Certifications:	CTDOH-PH-0723,NELAC-NY10854,NELAC-NY12058,NJDEP-CT		
75-01-4	Vinyl Chloride	ND		ug/L	0.469	0.500	1	EPA 8260D	07/11/2025 07:00	07/11/2025 18:19	PMB
								Certifications:	CTDOH-PH-0723,NELAC-NY10854,NELAC-NY12058,NJDEP-CT		
1330-20-7	Xylenes, Total	ND		ug/L	0.839	1.50	1	EPA 8260D	07/11/2025 07:00	07/11/2025 18:19	PMB
								Certifications:	CTDOH-PH-0723,NELAC-NY10854,NELAC-NY12058,NJDEP-CT		

	Surrogate Recoveries	Result	Acceptance Range
17060-07-0	*Surrogate: SURR: 1,2-Dichloroethane-d4*	*104 %*	*70-130*
2037-26-5	*Surrogate: SURR: Toluene-d8*	*97.7 %*	*70-130*
460-00-4	*Surrogate: SURR: p-Bromofluorobenzene*	*100 %*	*70-130*

Sample Information

Client Sample ID: MW-37 **York Sample ID:** 25G0131-17

York Project (SDG) No.	Client Project ID	Matrix	Collection Date/Time	Date Received
25G0131	2222575.05 136 Fuller Road	Ground Water	June 30, 2025 11:45 am	07/02/2025

Volatile Organics, 8260 - TCL-SOM **Log-in Notes:** **Sample Notes:**

Sample Prepared by Method: EPA 5030B

CAS No.	Parameter	Result	Flag	Units	Reported to LOD/MDL	LOQ	Dilution	Reference Method	Date/Time Prepared	Date/Time Analyzed	Analyst
71-55-6	**1,1,1-Trichloroethane**	**0.320**		ug/L	0.266	0.500	1	EPA 8260D	07/11/2025 07:00	07/11/2025 17:49	PMB
								Certifications:	CTDOH-PH-0723,NELAC-NY10854,NELAC-NY12058,NJDEP-C		
79-34-5	1,1,2,2-Tetrachloroethane	ND		ug/L	0.256	0.500	1	EPA 8260D	07/11/2025 07:00	07/11/2025 17:49	PMB
								Certifications:	CTDOH-PH-0723,NELAC-NY10854,NELAC-NY12058,NJDEP-CT		
76-13-1	1,1,2-Trichloro-1,2,2-trifluoroethane (Freon 113)	ND		ug/L	0.286	0.500	1	EPA 8260D	07/11/2025 07:00	07/11/2025 17:49	PMB
								Certifications:	CTDOH-PH-0723,NELAC-NY10854,NELAC-NY12058,NJDEP-CT		
79-00-5	1,1,2-Trichloroethane	ND		ug/L	0.249	0.500	1	EPA 8260D	07/11/2025 07:00	07/11/2025 17:49	PMB
								Certifications:	CTDOH-PH-0723,NELAC-NY10854,NELAC-NY12058,NJDEP-CT		
75-34-3	1,1-Dichloroethane	ND		ug/L	0.272	0.500	1	EPA 8260D	07/11/2025 07:00	07/11/2025 17:49	PMB
								Certifications:	CTDOH-PH-0723,NELAC-NY10854,NELAC-NY12058,NJDEP-CT		
75-35-4	1,1-Dichloroethylene	ND		ug/L	0.327	0.500	1	EPA 8260D	07/11/2025 07:00	07/11/2025 17:49	PMB
								Certifications:	CTDOH-PH-0723,NELAC-NY10854,NELAC-NY12058,NJDEP-CT		
87-61-6	1,2,3-Trichlorobenzene	ND		ug/L	0.222	0.500	1	EPA 8260D	07/11/2025 07:00	07/11/2025 17:49	PMB
								Certifications:	NELAC-NY10854,NELAC-NY12058,NJDEP-CT005,PADEP-68-04		

Sample Information

Client Sample ID: MW-37 **York Sample ID:** 25G0131-17

York Project (SDG) No.	Client Project ID	Matrix	Collection Date/Time	Date Received
25G0131	2222575.05 136 Fuller Road	Ground Water	June 30, 2025 11:45 am	07/02/2025

Volatile Organics, 8260 - TCL-SOM

Log-in Notes:

Sample Notes:

Sample Prepared by Method: EPA 5030B

CAS No.	Parameter	Result	Flag	Units	Reported to LOD/MDL	LOQ	Dilution	Reference Method	Date/Time Prepared	Date/Time Analyzed	Analyst
120-82-1	1,2,4-Trichlorobenzene	ND		ug/L	0.138	0.500	1	EPA 8260D Certifications:	07/11/2025 07:00	07/11/2025 17:49	PMB NELAC-NY10854,NELAC-NY12058,NJDEP-CT005,PADEP-68-04
96-12-8	1,2-Dibromo-3-chloropropane	ND		ug/L	0.432	0.500	1	EPA 8260D Certifications:	07/11/2025 07:00	07/11/2025 17:49	PMB CTDOH-PH-0723,NELAC-NY10854,NELAC-NY12058,NJDEP-CT
106-93-4	1,2-Dibromoethane	ND		ug/L	0.215	0.500	1	EPA 8260D Certifications:	07/11/2025 07:00	07/11/2025 17:49	PMB CTDOH-PH-0723,NELAC-NY10854,NELAC-NY12058,NJDEP-CT
95-50-1	1,2-Dichlorobenzene	ND		ug/L	0.270	0.500	1	EPA 8260D Certifications:	07/11/2025 07:00	07/11/2025 17:49	PMB CTDOH-PH-0723,NELAC-NY10854,NELAC-NY12058,NJDEP-CT
107-06-2	1,2-Dichloroethane	ND		ug/L	0.377	0.500	1	EPA 8260D Certifications:	07/11/2025 07:00	07/11/2025 17:49	PMB CTDOH-PH-0723,NELAC-NY10854,NELAC-NY12058,NJDEP-CT
78-87-5	1,2-Dichloropropane	ND		ug/L	0.327	0.500	1	EPA 8260D Certifications:	07/11/2025 07:00	07/11/2025 17:49	PMB CTDOH-PH-0723,NELAC-NY10854,NELAC-NY12058,NJDEP-CT
541-73-1	1,3-Dichlorobenzene	ND		ug/L	0.283	0.500	1	EPA 8260D Certifications:	07/11/2025 07:00	07/11/2025 17:49	PMB CTDOH-PH-0723,NELAC-NY10854,NELAC-NY12058,NJDEP-CT
106-46-7	1,4-Dichlorobenzene	ND		ug/L	0.311	0.500	1	EPA 8260D Certifications:	07/11/2025 07:00	07/11/2025 17:49	PMB CTDOH-PH-0723,NELAC-NY10854,NELAC-NY12058,NJDEP-CT
78-93-3	2-Butanone	ND		ug/L	0.421	0.500	1	EPA 8260D Certifications:	07/11/2025 07:00	07/11/2025 17:49	PMB CTDOH-PH-0723,NELAC-NY10854,NELAC-NY12058,NJDEP-CT
591-78-6	2-Hexanone	ND		ug/L	0.320	0.500	1	EPA 8260D Certifications:	07/11/2025 07:00	07/11/2025 17:49	PMB CTDOH-PH-0723,NELAC-NY10854,NELAC-NY12058,NJDEP-CT
108-10-1	4-Methyl-2-pentanone	ND		ug/L	0.365	0.500	1	EPA 8260D Certifications:	07/11/2025 07:00	07/11/2025 17:49	PMB CTDOH-PH-0723,NELAC-NY10854,NELAC-NY12058,NJDEP-CT
67-64-1	Acetone	ND		ug/L	1.34	2.00	1	EPA 8260D Certifications:	07/11/2025 07:00	07/11/2025 17:49	PMB CTDOH-PH-0723,NELAC-NY10854,NELAC-NY12058,NJDEP-CT
71-43-2	Benzene	ND		ug/L	0.279	0.500	1	EPA 8260D Certifications:	07/11/2025 07:00	07/11/2025 17:49	PMB CTDOH-PH-0723,NELAC-NY10854,NELAC-NY12058,NJDEP-CT
74-97-5	Bromochloromethane	ND		ug/L	0.354	0.500	1	EPA 8260D Certifications:	07/11/2025 07:00	07/11/2025 17:49	PMB NELAC-NY10854,NELAC-NY12058,NJDEP-CT005,PADEP-68-04
75-27-4	Bromodichloromethane	ND		ug/L	0.245	0.500	1	EPA 8260D Certifications:	07/11/2025 07:00	07/11/2025 17:49	PMB CTDOH-PH-0723,NELAC-NY10854,NELAC-NY12058,NJDEP-CT
75-25-2	Bromoform	ND		ug/L	0.163	0.500	1	EPA 8260D Certifications:	07/11/2025 07:00	07/11/2025 17:49	PMB CTDOH-PH-0723,NELAC-NY10854,NELAC-NY12058,NJDEP-CT
74-83-9	Bromomethane	ND		ug/L	0.500	2.00	1	EPA 8260D Certifications:	07/11/2025 07:00	07/11/2025 17:49	PMB CTDOH-PH-0723,NELAC-NY10854,NELAC-NY12058,NJDEP-CT
75-15-0	Carbon disulfide	ND		ug/L	0.362	0.500	1	EPA 8260D Certifications:	07/11/2025 07:00	07/11/2025 17:49	PMB CTDOH-PH-0723,NELAC-NY10854,NELAC-NY12058,NJDEP-CT
56-23-5	Carbon tetrachloride	ND		ug/L	0.204	0.500	1	EPA 8260D Certifications:	07/11/2025 07:00	07/11/2025 17:49	PMB CTDOH-PH-0723,NELAC-NY10854,NELAC-NY12058,NJDEP-CT
108-90-7	Chlorobenzene	ND		ug/L	0.284	0.500	1	EPA 8260D Certifications:	07/11/2025 07:00	07/11/2025 17:49	PMB CTDOH-PH-0723,NELAC-NY10854,NELAC-NY12058,NJDEP-CT
75-00-3	Chloroethane	ND		ug/L	0.448	0.500	1	EPA 8260D Certifications:	07/11/2025 07:00	07/11/2025 17:49	PMB CTDOH-PH-0723,NELAC-NY10854,NELAC-NY12058,NJDEP-CT
67-66-3	Chloroform	ND		ug/L	0.243	0.500	1	EPA 8260D Certifications:	07/11/2025 07:00	07/11/2025 17:49	PMB CTDOH-PH-0723,NELAC-NY10854,NELAC-NY12058,NJDEP-CT
74-87-3	Chloromethane	ND		ug/L	0.372	0.500	1	EPA 8260D Certifications:	07/11/2025 07:00	07/11/2025 17:49	PMB CTDOH-PH-0723,NELAC-NY10854,NELAC-NY12058,NJDEP-CT

Sample Information

Client Sample ID: MW-37 **York Sample ID:** 25G0131-17

York Project (SDG) No.	Client Project ID	Matrix	Collection Date/Time	Date Received
25G0131	2222575.05 136 Fuller Road	Ground Water	June 30, 2025 11:45 am	07/02/2025

Volatile Organics, 8260 - TCL-SOM

Log-in Notes:

Sample Notes:

Sample Prepared by Method: EPA 5030B

CAS No.	Parameter	Result	Flag	Units	Reported to LOD/MDL	LOQ	Dilution	Reference Method	Date/Time Prepared	Date/Time Analyzed	Analyst
156-59-2	**cis-1,2-Dichloroethylene**	**0.320**		ug/L	0.294	0.500	1	EPA 8260D	07/11/2025 07:00	07/11/2025 17:49	PMB
								Certifications:	CTDOH-PH-0723,NELAC-NY10854,NELAC-NY12058,NJDEP-C		
10061-01-5	cis-1,3-Dichloropropylene	ND		ug/L	0.262	0.500	1	EPA 8260D	07/11/2025 07:00	07/11/2025 17:49	PMB
								Certifications:	CTDOH-PH-0723,NELAC-NY10854,NELAC-NY12058,NJDEP-CT		
110-82-7	Cyclohexane	ND		ug/L	0.491	0.500	1	EPA 8260D	07/11/2025 07:00	07/11/2025 17:49	PMB
								Certifications:	NELAC-NY10854,NELAC-NY12058,NJDEP-CT005,PADEP-68-04		
124-48-1	Dibromochloromethane	ND		ug/L	0.146	0.500	1	EPA 8260D	07/11/2025 07:00	07/11/2025 17:49	PMB
								Certifications:	CTDOH-PH-0723,NELAC-NY10854,NELAC-NY12058,NJDEP-CT		
75-71-8	Dichlorodifluoromethane	ND		ug/L	0.451	0.500	1	EPA 8260D	07/11/2025 07:00	07/11/2025 17:49	PMB
								Certifications:	NELAC-NY10854,NELAC-NY12058,NJDEP-CT005,PADEP-68-04		
100-41-4	Ethyl Benzene	ND		ug/L	0.290	0.500	1	EPA 8260D	07/11/2025 07:00	07/11/2025 17:49	PMB
								Certifications:	CTDOH-PH-0723,NELAC-NY10854,NELAC-NY12058,NJDEP-CT		
98-82-8	Isopropylbenzene	ND		ug/L	0.405	0.500	1	EPA 8260D	07/11/2025 07:00	07/11/2025 17:49	PMB
								Certifications:	CTDOH-PH-0723,NELAC-NY10854,NELAC-NY12058,NJDEP-CT		
79-20-9	Methyl acetate	ND		ug/L	0.442	0.500	1	EPA 8260D	07/11/2025 07:00	07/11/2025 17:49	PMB
								Certifications:	NELAC-NY10854,NELAC-NY12058,NJDEP-CT005,PADEP-68-04		
1634-04-4	Methyl tert-butyl ether (MTBE)	ND		ug/L	0.244	0.500	1	EPA 8260D	07/11/2025 07:00	07/11/2025 17:49	PMB
								Certifications:	CTDOH-PH-0723,NELAC-NY10854,NELAC-NY12058,NJDEP-CT		
108-87-2	Methylcyclohexane	ND		ug/L	0.477	0.500	1	EPA 8260D	07/11/2025 07:00	07/11/2025 17:49	PMB
								Certifications:	NELAC-NY10854,NELAC-NY12058,NJDEP-CT005,PADEP-68-04		
75-09-2	Methylene chloride	ND		ug/L	0.397	2.00	1	EPA 8260D	07/11/2025 07:00	07/11/2025 17:49	PMB
								Certifications:	CTDOH-PH-0723,NELAC-NY10854,NELAC-NY12058,NJDEP-CT		
95-47-6	o-Xylene	ND		ug/L	0.261	0.500	1	EPA 8260D	07/11/2025 07:00	07/11/2025 17:49	PMB
								Certifications:	CTDOH-PH-0723,NELAC-NY10854,NELAC-NY12058,PADEP-68		
179601-23-1	p- & m- Xylenes	ND		ug/L	0.578	1.00	1	EPA 8260D	07/11/2025 07:00	07/11/2025 17:49	PMB
								Certifications:	CTDOH-PH-0723,NELAC-NY10854,NELAC-NY12058,PADEP-68		
99-87-6	p-Isopropyltoluene	ND		ug/L	0.377	0.500	1	EPA 8260D	07/11/2025 07:00	07/11/2025 17:49	PMB
								Certifications:	CTDOH-PH-0723,NELAC-NY10854,NELAC-NY12058,NJDEP-CT		
100-42-5	Styrene	ND		ug/L	0.255	0.500	1	EPA 8260D	07/11/2025 07:00	07/11/2025 17:49	PMB
								Certifications:	CTDOH-PH-0723,NELAC-NY10854,NELAC-NY12058,NJDEP-CT		
127-18-4	**Tetrachloroethylene**	**3.54**		ug/L	0.239	0.500	1	EPA 8260D	07/11/2025 07:00	07/11/2025 17:49	PMB
								Certifications:	CTDOH-PH-0723,NELAC-NY10854,NELAC-NY12058,NJDEP-C		
108-88-3	Toluene	ND		ug/L	0.346	0.500	1	EPA 8260D	07/11/2025 07:00	07/11/2025 17:49	PMB
								Certifications:	CTDOH-PH-0723,NELAC-NY10854,NELAC-NY12058,NJDEP-CT		
156-60-5	trans-1,2-Dichloroethylene	ND		ug/L	0.279	0.500	1	EPA 8260D	07/11/2025 07:00	07/11/2025 17:49	PMB
								Certifications:	CTDOH-PH-0723,NELAC-NY10854,NELAC-NY12058,NJDEP-CT		
10061-02-6	trans-1,3-Dichloropropylene	ND		ug/L	0.229	0.500	1	EPA 8260D	07/11/2025 07:00	07/11/2025 17:49	PMB
								Certifications:	CTDOH-PH-0723,NELAC-NY10854,NELAC-NY12058,NJDEP-CT		
79-01-6	**Trichloroethylene**	**0.450**		ug/L	0.249	0.500	1	EPA 8260D	07/11/2025 07:00	07/11/2025 17:49	PMB
								Certifications:	CTDOH-PH-0723,NELAC-NY10854,NELAC-NY12058,NJDEP-C		
75-69-4	Trichlorofluoromethane	ND		ug/L	0.337	0.500	1	EPA 8260D	07/11/2025 07:00	07/11/2025 17:49	PMB
								Certifications:	CTDOH-PH-0723,NELAC-NY10854,NELAC-NY12058,NJDEP-CT		
75-01-4	Vinyl Chloride	ND		ug/L	0.469	0.500	1	EPA 8260D	07/11/2025 07:00	07/11/2025 17:49	PMB
								Certifications:	CTDOH-PH-0723,NELAC-NY10854,NELAC-NY12058,NJDEP-CT		
1330-20-7	Xylenes, Total	ND		ug/L	0.839	1.50	1	EPA 8260D	07/11/2025 07:00	07/11/2025 17:49	PMB
								Certifications:	CTDOH-PH-0723,NELAC-NY10854,NELAC-NY12058,NJDEP-CT		

Surrogate Recoveries	Result	Acceptance Range

Sample Information

Client Sample ID: MW-37 **York Sample ID:** 25G0131-17

York Project (SDG) No.	Client Project ID	Matrix	Collection Date/Time	Date Received
25G0131	2222575.05 136 Fuller Road	Ground Water	June 30, 2025 11:45 am	07/02/2025

Volatile Organics, 8260 - TCL-SOM

Log-in Notes:

Sample Notes:

Sample Prepared by Method: EPA 5030B

CAS No.	Parameter	Result	Flag	Units	Reported to LOD/MDL	LOQ	Dilution	Reference Method	Date/Time Prepared	Date/Time Analyzed	Analyst
17060-07-0	*Surrogate: SURR: 1,2-Dichloroethane-d4*	*106 %*			*70-130*						
2037-26-5	*Surrogate: SURR: Toluene-d8*	*97.7 %*			*70-130*						
460-00-4	*Surrogate: SURR: p-Bromofluorobenzene*	*100 %*			*70-130*						

Analytical Batch Summary

Batch ID: BG50785 **Preparation Method:** EPA 5030B **Prepared By:** PMB

YORK Sample ID	Client Sample ID	Preparation Date
25G0131-10	MW-27	07/11/25
25G0131-12	MW-30	07/11/25
25G0131-13	MW-31	07/11/25
25G0131-14	MW-32	07/11/25
25G0131-16	MW-35	07/11/25
25G0131-17	MW-37	07/11/25
BG50785-BLK1	Blank	07/11/25
BG50785-BS1	LCS	07/11/25

Batch ID: BG50790 **Preparation Method:** EPA 5030B **Prepared By:** PMB

YORK Sample ID	Client Sample ID	Preparation Date
25G0131-01	MW-3	07/11/25
25G0131-02	MW-5	07/11/25
25G0131-03	MW-7	07/11/25
25G0131-04	MW-9	07/11/25
25G0131-05	MW-10	07/11/25
25G0131-06	MW-13	07/11/25
25G0131-07	MW-17	07/11/25
BG50790-BLK1	Blank	07/11/25
BG50790-BS1	LCS	07/11/25
BG50790-BSD1	LCS Dup	07/11/25

Batch ID: BG50831 **Preparation Method:** EPA 5030B **Prepared By:** PMB

YORK Sample ID	Client Sample ID	Preparation Date
25G0131-08	MW-20	07/11/25
25G0131-09	MW-25	07/11/25
25G0131-11	MW-29	07/11/25
BG50831-BLK1	Blank	07/11/25
BG50831-BS1	LCS	07/11/25
BG50831-BSD1	LCS Dup	07/11/25

Batch ID: BG50960 **Preparation Method:** EPA 5030B **Prepared By:** PMB

YORK Sample ID	Client Sample ID	Preparation Date
25G0131-12RE1	MW-30	07/14/25
25G0131-14RE1	MW-32	07/14/25
BG50960-BLK1	Blank	07/14/25
BG50960-BS1	LCS	07/14/25
BG50960-BSD1	LCS Dup	07/14/25

Batch ID: BG50961 **Preparation Method:** EPA 5030B **Prepared By:** SCB

YORK Sample ID	Client Sample ID	Preparation Date
25G0131-15	MW-33	07/14/25
BG50961-BLK1	Blank	07/14/25
BG50961-BS1	LCS	07/14/25
BG50961-BSD1	LCS Dup	07/14/25

Batch ID: BG50982 **Preparation Method:** EPA 5030B **Prepared By:** PMB

YORK Sample ID	Client Sample ID	Preparation Date
25G0131-12RE2	MW-30	07/15/25
BG50982-BLK1	Blank	07/15/25
BG50982-BS1	LCS	07/15/25
BG50982-BSD1	LCS Dup	07/15/25

Volatile Organic Compounds by GC/MS - Quality Control Data

York Analytical Laboratories, Inc.

Analyte	Result	Reporting Limit	Units	Spike Level	Source* Result	%REC	%REC Limits	Flag	RPD	RPD Limit	Flag
Batch BG50785 - EPA 5030B											
Blank (BG50785-BLK1)										Prepared & Analyzed: 07/11/2025	
1,1,1-Trichloroethane	ND	0.500	ug/L								
1,1,2,2-Tetrachloroethane	ND	0.500	"								
1,1,2-Trichloro-1,2,2-trifluoroethane (Freon 113)	ND	0.500	"								
1,1,2-Trichloroethane	ND	0.500	"								
1,1-Dichloroethane	ND	0.500	"								
1,1-Dichloroethylene	ND	0.500	"								
1,2,3-Trichlorobenzene	ND	0.500	"								
1,2,4-Trichlorobenzene	ND	0.500	"								
1,2-Dibromo-3-chloropropane	ND	0.500	"								
1,2-Dibromoethane	ND	0.500	"								
1,2-Dichlorobenzene	ND	0.500	"								
1,2-Dichloroethane	ND	0.500	"								
1,2-Dichloropropane	ND	0.500	"								
1,3-Dichlorobenzene	ND	0.500	"								
1,4-Dichlorobenzene	ND	0.500	"								
2-Butanone	ND	0.500	"								
2-Hexanone	ND	0.500	"								
4-Methyl-2-pentanone	ND	0.500	"								
Acetone	ND	2.00	"								
Benzene	ND	0.500	"								
Bromochloromethane	ND	0.500	"								
Bromodichloromethane	ND	0.500	"								
Bromoform	ND	0.500	"								
Bromomethane	ND	2.00	"								
Carbon disulfide	0.440	0.500	"								
Carbon tetrachloride	ND	0.500	"								
Chlorobenzene	ND	0.500	"								
Chloroethane	ND	0.500	"								
Chloroform	ND	0.500	"								
Chloromethane	ND	0.500	"								
cis-1,2-Dichloroethylene	ND	0.500	"								
cis-1,3-Dichloropropylene	ND	0.500	"								
Cyclohexane	ND	0.500	"								
Dibromochloromethane	ND	0.500	"								
Dichlorodifluoromethane	ND	0.500	"								
Ethyl Benzene	ND	0.500	"								
Isopropylbenzene	ND	0.500	"								
Methyl acetate	ND	0.500	"								
Methyl tert-butyl ether (MTBE)	ND	0.500	"								
Methylcyclohexane	ND	0.500	"								
Methylene chloride	0.480	2.00	"								
o-Xylene	ND	0.500	"								
p- & m- Xylenes	ND	1.00	"								
p-Isopropyltoluene	ND	0.500	"								
Styrene	ND	0.500	"								
Tetrachloroethylene	ND	0.500	"								
Toluene	ND	0.500	"								
trans-1,2-Dichloroethylene	ND	0.500	"								
trans-1,3-Dichloropropylene	ND	0.500	"								

Volatile Organic Compounds by GC/MS - Quality Control Data

York Analytical Laboratories, Inc.

Analyte	Result	Reporting Limit	Units	Spike Level	Source* Result	%REC	%REC Limits	Flag	RPD	RPD Limit	Flag
Batch BG50785 - EPA 5030B											
Blank (BG50785-BLK1)								Prepared & Analyzed: 07/11/2025			
Trichloroethylene	ND	0.500	ug/L								
Trichlorofluoromethane	ND	0.500	"								
Vinyl Chloride	ND	0.500	"								
Xylenes, Total	ND	1.50	"								
Surrogate: SURR: 1,2-Dichloroethane-d4	*10.3*		*"*	*10.0*		*103*	*70-130*				
Surrogate: SURR: Toluene-d8	*9.99*		*"*	*10.0*		*99.9*	*70-130*				
Surrogate: SURR: p-Bromofluorobenzene	*10.1*		*"*	*10.0*		*101*	*70-130*				
LCS (BG50785-BS1)								Prepared & Analyzed: 07/11/2025			
1,1,1-Trichloroethane	9.71		ug/L	10.0		97.1	70-130			20	
1,1,2,2-Tetrachloroethane	9.16		"	10.0		91.6	70-130			20	
1,1,2-Trichloro-1,2,2-trifluoroethane (Freon 113)	9.36		"	10.0		93.6	70-130			20	
1,1,2-Trichloroethane	8.96		"	10.0		89.6	70-130			20	
1,1-Dichloroethane	9.19		"	10.0		91.9	70-130			20	
1,1-Dichloroethylene	8.67		"	10.0		86.7	70-130			20	
1,2,3-Trichlorobenzene	7.13		"	10.0		71.3	70-130			20	
1,2,4-Trichlorobenzene	7.55		"	10.0		75.5	70-130			20	
1,2-Dibromo-3-chloropropane	8.11		"	10.0		81.1	40-160			20	
1,2-Dibromoethane	9.29		"	10.0		92.9	70-130			20	
1,2-Dichlorobenzene	8.51		"	10.0		85.1	70-130			20	
1,2-Dichloroethane	9.01		"	10.0		90.1	70-130			20	
1,2-Dichloropropane	8.73		"	10.0		87.3	70-130			20	
1,3-Dichlorobenzene	8.51		"	10.0		85.1	70-130			20	
1,4-Dichlorobenzene	8.60		"	10.0		86.0	70-130			20	
2-Butanone	8.65		"	10.0		86.5	40-160			20	
2-Hexanone	8.46		"	10.0		84.6	40-160			20	
4-Methyl-2-pentanone	9.20		"	10.0		92.0	40-160			20	
Acetone	7.45		"	10.0		74.5	40-160			20	
Benzene	9.83		"	10.0		98.3	70-130			20	
Bromochloromethane	9.29		"	10.0		92.9	70-130			20	
Bromodichloromethane	8.70		"	10.0		87.0	70-130			20	
Bromoform	9.25		"	10.0		92.5	70-130			20	
Bromomethane	1.27		"	10.0		12.7	40-160	Low Bias		20	
Carbon disulfide	9.20		"	10.0		92.0	40-160			20	
Carbon tetrachloride	9.81		"	10.0		98.1	70-130			20	
Chlorobenzene	9.31		"	10.0		93.1	70-130			20	
Chloroethane	8.30		"	10.0		83.0	40-160			20	
Chloroform	9.43		"	10.0		94.3	70-130			20	
Chloromethane	4.29		"	10.0		42.9	40-160			20	
cis-1,2-Dichloroethylene	9.17		"	10.0		91.7	70-130			20	
cis-1,3-Dichloropropylene	8.80		"	10.0		88.0	70-130			20	
Cyclohexane	9.58		"	10.0		95.8	70-130			20	
Dibromochloromethane	9.40		"	10.0		94.0	70-130			20	
Dichlorodifluoromethane	3.60		"	10.0		36.0	40-160	Low Bias		20	
Ethyl Benzene	9.75		"	10.0		97.5	70-130			20	
Isopropylbenzene	9.25		"	10.0		92.5	70-130			20	
Methyl acetate	7.17		"	10.0		71.7	70-130			20	
Methyl tert-butyl ether (MTBE)	9.37		"	10.0		93.7	70-130			20	
Methylcyclohexane	9.16		"	10.0		91.6	70-130			20	
Methylene chloride	10.1		"	10.0		101	70-130			20	

Volatile Organic Compounds by GC/MS - Quality Control Data

York Analytical Laboratories, Inc.

Analyte	Result	Reporting Limit	Units	Spike Level	Source* Result	%REC	%REC Limits	Flag	RPD	RPD Limit	Flag
Batch BG50785 - EPA 5030B											
LCS (BG50785-BS1)								Prepared & Analyzed: 07/11/2025			
o-Xylene	9.51		ug/L	10.0		95.1	70-130			20	
p- & m- Xylenes	19.7		"	20.0		98.5	70-130			20	
p-Isopropyltoluene	8.47		"	10.0		84.7	81-136			30	
Styrene	9.16		"	10.0		91.6	70-130			20	
Tetrachloroethylene	6.12		"	10.0		61.2	70-130	Low Bias		20	
Toluene	9.59		"	10.0		95.9	70-130			20	
trans-1,2-Dichloroethylene	9.19		"	10.0		91.9	70-130			20	
trans-1,3-Dichloropropylene	8.56		"	10.0		85.6	70-130			20	
Trichloroethylene	8.73		"	10.0		87.3	70-130			20	
Trichlorofluoromethane	8.80		"	10.0		88.0	40-160			20	
Vinyl Chloride	5.99		"	10.0		59.9	70-130	Low Bias		20	
Surrogate: SURR: 1,2-Dichloroethane-d4	*10.0*		*"*	*10.0*		*100*	*70-130*				
Surrogate: SURR: Toluene-d8	*10.1*		*"*	*10.0*		*101*	*70-130*				
Surrogate: SURR: p-Bromofluorobenzene	*10.1*		*"*	*10.0*		*101*	*70-130*				
Batch BG50790 - EPA 5030B											
Blank (BG50790-BLK1)								Prepared & Analyzed: 07/11/2025			
1,1,1-Trichloroethane	ND	0.500	ug/L								
1,1,2,2-Tetrachloroethane	ND	0.500	"								
1,1,2-Trichloro-1,2,2-trifluoroethane (Freon 113)	ND	0.500	"								
1,1,2-Trichloroethane	ND	0.500	"								
1,1-Dichloroethane	ND	0.500	"								
1,1-Dichloroethylene	ND	0.500	"								
1,2,3-Trichlorobenzene	ND	0.500	"								
1,2,4-Trichlorobenzene	ND	0.500	"								
1,2-Dibromo-3-chloropropane	ND	0.500	"								
1,2-Dibromoethane	ND	0.500	"								
1,2-Dichlorobenzene	ND	0.500	"								
1,2-Dichloroethane	ND	0.500	"								
1,2-Dichloropropane	ND	0.500	"								
1,3-Dichlorobenzene	ND	0.500	"								
1,4-Dichlorobenzene	ND	0.500	"								
2-Butanone	ND	0.500	"								
2-Hexanone	ND	0.500	"								
4-Methyl-2-pentanone	ND	0.500	"								
Acetone	2.71	2.00	"								
Benzene	ND	0.500	"								
Bromochloromethane	ND	0.500	"								
Bromodichloromethane	ND	0.500	"								
Bromoform	ND	0.500	"								
Bromomethane	ND	2.00	"								
Carbon disulfide	ND	0.500	"								
Carbon tetrachloride	ND	0.500	"								
Chlorobenzene	ND	0.500	"								
Chloroethane	ND	0.500	"								
Chloroform	ND	0.500	"								
Chloromethane	ND	0.500	"								
cis-1,2-Dichloroethylene	ND	0.500	"								
cis-1,3-Dichloropropylene	ND	0.500	"								
Cyclohexane	ND	0.500	"								

Volatile Organic Compounds by GC/MS - Quality Control Data

York Analytical Laboratories, Inc.

Analyte	Result	Reporting Limit	Units	Spike Level	Source* Result	%REC	%REC Limits	Flag	RPD	RPD Limit	Flag
Batch BG50790 - EPA 5030B											
Blank (BG50790-BLK1)								Prepared & Analyzed: 07/11/2025			
Dibromochloromethane	ND	0.500	ug/L								
Dichlorodifluoromethane	ND	0.500	"								
Ethyl Benzene	ND	0.500	"								
Isopropylbenzene	ND	0.500	"								
Methyl acetate	ND	0.500	"								
Methyl tert-butyl ether (MTBE)	ND	0.500	"								
Methylcyclohexane	ND	0.500	"								
Methylene chloride	0.470	2.00	"								
o-Xylene	ND	0.500	"								
p- & m- Xylenes	ND	1.00	"								
p-Isopropyltoluene	ND	0.500	"								
Styrene	ND	0.500	"								
Tetrachloroethylene	ND	0.500	"								
Toluene	ND	0.500	"								
trans-1,2-Dichloroethylene	ND	0.500	"								
trans-1,3-Dichloropropylene	ND	0.500	"								
Trichloroethylene	ND	0.500	"								
Trichlorofluoromethane	ND	0.500	"								
Vinyl Chloride	ND	0.500	"								
Xylenes, Total	ND	1.50	"								
Surrogate: SURR: 1,2-Dichloroethane-d4	*9.14*		*"*	*10.0*		*91.4*	*70-130*				
Surrogate: SURR: Toluene-d8	*10.2*		*"*	*10.0*		*102*	*70-130*				
Surrogate: SURR: p-Bromofluorobenzene	*11.0*		*"*	*10.0*		*110*	*70-130*				
LCS (BG50790-BS1)								Prepared & Analyzed: 07/11/2025			
1,1,1-Trichloroethane	10.6		ug/L	10.0		106	70-130			20	
1,1,2,2-Tetrachloroethane	9.87		"	10.0		98.7	70-130			20	
1,1,2-Trichloro-1,2,2-trifluoroethane (Freon 113)	9.34		"	10.0		93.4	70-130			20	
1,1,2-Trichloroethane	9.44		"	10.0		94.4	70-130			20	
1,1-Dichloroethane	9.09		"	10.0		90.9	70-130			20	
1,1-Dichloroethylene	10.6		"	10.0		106	70-130			20	
1,2,3-Trichlorobenzene	6.67		"	10.0		66.7	70-130	Low Bias		20	
1,2,4-Trichlorobenzene	9.23		"	10.0		92.3	70-130			20	
1,2-Dibromo-3-chloropropane	8.95		"	10.0		89.5	40-160			20	
1,2-Dibromoethane	9.62		"	10.0		96.2	70-130			20	
1,2-Dichlorobenzene	9.92		"	10.0		99.2	70-130			20	
1,2-Dichloroethane	9.23		"	10.0		92.3	70-130			20	
1,2-Dichloropropane	10.0		"	10.0		100	70-130			20	
1,3-Dichlorobenzene	10.2		"	10.0		102	70-130			20	
1,4-Dichlorobenzene	10.3		"	10.0		103	70-130			20	
2-Butanone	8.85		"	10.0		88.5	40-160			20	
2-Hexanone	8.05		"	10.0		80.5	40-160			20	
4-Methyl-2-pentanone	8.62		"	10.0		86.2	40-160			20	
Acetone	8.65		"	10.0		86.5	40-160			20	
Benzene	10.4		"	10.0		104	70-130			20	
Bromochloromethane	9.53		"	10.0		95.3	70-130			20	
Bromodichloromethane	9.22		"	10.0		92.2	70-130			20	
Bromoform	8.23		"	10.0		82.3	70-130			20	
Bromomethane	5.92		"	10.0		59.2	40-160			20	
Carbon disulfide	10.4		"	10.0		104	40-160			20	

Volatile Organic Compounds by GC/MS - Quality Control Data

York Analytical Laboratories, Inc.

Analyte	Result	Reporting Limit	Units	Spike Level	Source* Result	%REC	%REC Limits	Flag	RPD	RPD Limit	Flag
Batch BG50790 - EPA 5030B											
LCS (BG50790-BS1)								Prepared & Analyzed: 07/11/2025			
Carbon tetrachloride	6.36		ug/L	10.0		63.6	70-130	Low Bias		20	
Chlorobenzene	10.4		"	10.0		104	70-130			20	
Chloroethane	8.87		"	10.0		88.7	40-160			20	
Chloroform	10.1		"	10.0		101	70-130			20	
Chloromethane	7.26		"	10.0		72.6	40-160			20	
cis-1,2-Dichloroethylene	10.2		"	10.0		102	70-130			20	
cis-1,3-Dichloropropylene	10.3		"	10.0		103	70-130			20	
Cyclohexane	9.36		"	10.0		93.6	70-130			20	
Dibromochloromethane	8.71		"	10.0		87.1	70-130			20	
Dichlorodifluoromethane	5.01		"	10.0		50.1	40-160			20	
Ethyl Benzene	10.5		"	10.0		105	70-130			20	
Isopropylbenzene	11.0		"	10.0		110	70-130			20	
Methyl acetate	5.49		"	10.0		54.9	70-130	Low Bias		20	
Methyl tert-butyl ether (MTBE)	8.92		"	10.0		89.2	70-130			20	
Methylcyclohexane	9.50		"	10.0		95.0	70-130			20	
Methylene chloride	10.4		"	10.0		104	70-130			20	
o-Xylene	10.4		"	10.0		104	70-130			20	
p- & m- Xylenes	20.5		"	20.0		102	70-130			20	
p-Isopropyltoluene	10.1		"	10.0		101	81-136			30	
Styrene	9.44		"	10.0		94.4	70-130			20	
Tetrachloroethylene	6.93		"	10.0		69.3	70-130	Low Bias		20	
Toluene	10.5		"	10.0		105	70-130			20	
trans-1,2-Dichloroethylene	10.1		"	10.0		101	70-130			20	
trans-1,3-Dichloropropylene	9.76		"	10.0		97.6	70-130			20	
Trichloroethylene	10.5		"	10.0		105	70-130			20	
Trichlorofluoromethane	9.34		"	10.0		93.4	40-160			20	
Vinyl Chloride	8.06		"	10.0		80.6	70-130			20	
Surrogate: SURR: 1,2-Dichloroethane-d4	*9.05*		*"*	*10.0*		*90.5*	*70-130*				
Surrogate: SURR: Toluene-d8	*10.2*		*"*	*10.0*		*102*	*70-130*				
Surrogate: SURR: p-Bromofluorobenzene	*11.0*		*"*	*10.0*		*110*	*70-130*				

Volatile Organic Compounds by GC/MS - Quality Control Data

York Analytical Laboratories, Inc.

Analyte	Result	Reporting Limit	Units	Spike Level	Source* Result	%REC	%REC Limits	Flag	RPD	RPD Limit	Flag
Batch BG50790 - EPA 5030B											
LCS Dup (BG50790-BSD1)								Prepared & Analyzed: 07/11/2025			
1,1,1-Trichloroethane	10.8		ug/L	10.0		108	70-130		2.15	20	
1,1,2,2-Tetrachloroethane	9.95		"	10.0		99.5	70-130		0.807	20	
1,1,2-Trichloro-1,2,2-trifluoroethane (Freon 113)	9.41		"	10.0		94.1	70-130		0.747	20	
1,1,2-Trichloroethane	9.83		"	10.0		98.3	70-130		4.05	20	
1,1-Dichloroethane	9.37		"	10.0		93.7	70-130		3.03	20	
1,1-Dichloroethylene	10.9		"	10.0		109	70-130		2.14	20	
1,2,3-Trichlorobenzene	7.68		"	10.0		76.8	70-130		14.1	20	
1,2,4-Trichlorobenzene	9.48		"	10.0		94.8	70-130		2.67	20	
1,2-Dibromo-3-chloropropane	9.54		"	10.0		95.4	40-160		6.38	20	
1,2-Dibromoethane	10.0		"	10.0		100	70-130		3.97	20	
1,2-Dichlorobenzene	9.97		"	10.0		99.7	70-130		0.503	20	
1,2-Dichloroethane	9.63		"	10.0		96.3	70-130		4.24	20	
1,2-Dichloropropane	10.3		"	10.0		103	70-130		2.36	20	
1,3-Dichlorobenzene	10.2		"	10.0		102	70-130		0.196	20	
1,4-Dichlorobenzene	10.3		"	10.0		103	70-130		0.0974	20	
2-Butanone	9.13		"	10.0		91.3	40-160		3.11	20	
2-Hexanone	8.51		"	10.0		85.1	40-160		5.56	20	
4-Methyl-2-pentanone	9.32		"	10.0		93.2	40-160		7.80	20	
Acetone	8.91		"	10.0		89.1	40-160		2.96	20	
Benzene	10.7		"	10.0		107	70-130		2.18	20	
Bromochloromethane	9.79		"	10.0		97.9	70-130		2.69	20	
Bromodichloromethane	9.38		"	10.0		93.8	70-130		1.72	20	
Bromoform	8.39		"	10.0		83.9	70-130		1.93	20	
Bromomethane	6.50		"	10.0		65.0	40-160		9.34	20	
Carbon disulfide	10.6		"	10.0		106	40-160		2.10	20	
Carbon tetrachloride	6.46		"	10.0		64.6	70-130	Low Bias	1.56	20	
Chlorobenzene	10.5		"	10.0		105	70-130		0.479	20	
Chloroethane	8.68		"	10.0		86.8	40-160		2.17	20	
Chloroform	10.4		"	10.0		104	70-130		2.63	20	
Chloromethane	7.24		"	10.0		72.4	40-160		0.276	20	
cis-1,2-Dichloroethylene	10.5		"	10.0		105	70-130		2.42	20	
cis-1,3-Dichloropropylene	10.5		"	10.0		105	70-130		2.02	20	
Cyclohexane	9.45		"	10.0		94.5	70-130		0.957	20	
Dibromochloromethane	8.97		"	10.0		89.7	70-130		2.94	20	
Dichlorodifluoromethane	4.97		"	10.0		49.7	40-160		0.802	20	
Ethyl Benzene	10.5		"	10.0		105	70-130		0.382	20	
Isopropylbenzene	10.8		"	10.0		108	70-130		1.66	20	
Methyl acetate	5.90		"	10.0		59.0	70-130	Low Bias	7.20	20	
Methyl tert-butyl ether (MTBE)	9.65		"	10.0		96.5	70-130		7.86	20	
Methylcyclohexane	9.44		"	10.0		94.4	70-130		0.634	20	
Methylene chloride	10.7		"	10.0		107	70-130		2.47	20	
o-Xylene	10.5		"	10.0		105	70-130		1.53	20	
p- & m- Xylenes	20.7		"	20.0		104	70-130		1.02	20	
p-Isopropyltoluene	9.98		"	10.0		99.8	81-136		1.29	30	
Styrene	9.52		"	10.0		95.2	70-130		0.844	20	
Tetrachloroethylene	6.99		"	10.0		69.9	70-130	Low Bias	0.862	20	
Toluene	10.5		"	10.0		105	70-130		0.476	20	
trans-1,2-Dichloroethylene	10.3		"	10.0		103	70-130		1.86	20	
trans-1,3-Dichloropropylene	10.0		"	10.0		100	70-130		2.93	20	
Trichloroethylene	10.5		"	10.0		105	70-130		0.191	20	

Volatile Organic Compounds by GC/MS - Quality Control Data

York Analytical Laboratories, Inc.

Analyte	Result	Reporting Limit	Units	Spike Level	Source* Result	%REC	%REC Limits	Flag	RPD	RPD Limit	Flag
Batch BG50790 - EPA 5030B											
LCS Dup (BG50790-BSD1)								Prepared & Analyzed: 07/11/2025			
Trichlorofluoromethane	9.45		ug/L	10.0		94.5	40-160		1.17	20	
Vinyl Chloride	8.12		"	10.0		81.2	70-130		0.742	20	
Surrogate: SURR: 1,2-Dichloroethane-d4	*9.22*		*"*	*10.0*		*92.2*	*70-130*				
Surrogate: SURR: Toluene-d8	*10.3*		*"*	*10.0*		*103*	*70-130*				
Surrogate: SURR: p-Bromofluorobenzene	*10.7*		*"*	*10.0*		*107*	*70-130*				
Batch BG50831 - EPA 5030B											
Blank (BG50831-BLK1)								Prepared & Analyzed: 07/11/2025			
1,1,1-Trichloroethane	ND	0.500	ug/L								
1,1,2,2-Tetrachloroethane	ND	0.500	"								
1,1,2-Trichloro-1,2,2-trifluoroethane (Freon 113)	ND	0.500	"								
1,1,2-Trichloroethane	ND	0.500	"								
1,1-Dichloroethane	ND	0.500	"								
1,1-Dichloroethylene	ND	0.500	"								
1,2,3-Trichlorobenzene	ND	0.500	"								
1,2,4-Trichlorobenzene	ND	0.500	"								
1,2-Dibromo-3-chloropropane	ND	0.500	"								
1,2-Dibromoethane	ND	0.500	"								
1,2-Dichlorobenzene	ND	0.500	"								
1,2-Dichloroethane	ND	0.500	"								
1,2-Dichloropropane	ND	0.500	"								
1,3-Dichlorobenzene	ND	0.500	"								
1,4-Dichlorobenzene	ND	0.500	"								
2-Butanone	ND	0.500	"								
2-Hexanone	ND	0.500	"								
4-Methyl-2-pentanone	ND	0.500	"								
Acetone	ND	2.00	"								
Benzene	ND	0.500	"								
Bromochloromethane	ND	0.500	"								
Bromodichloromethane	ND	0.500	"								
Bromoform	ND	0.500	"								
Bromomethane	ND	2.00	"								
Carbon disulfide	ND	0.500	"								
Carbon tetrachloride	ND	0.500	"								
Chlorobenzene	ND	0.500	"								
Chloroethane	ND	0.500	"								
Chloroform	ND	0.500	"								
Chloromethane	ND	0.500	"								
cis-1,2-Dichloroethylene	ND	0.500	"								
cis-1,3-Dichloropropylene	ND	0.500	"								
Cyclohexane	ND	0.500	"								
Dibromochloromethane	ND	0.500	"								
Dichlorodifluoromethane	ND	0.500	"								
Ethyl Benzene	ND	0.500	"								
Isopropylbenzene	ND	0.500	"								
Methyl acetate	ND	0.500	"								
Methyl tert-butyl ether (MTBE)	ND	0.500	"								
Methylcyclohexane	ND	0.500	"								
Methylene chloride	1.48	2.00	"								
o-Xylene	ND	0.500	"								

Volatile Organic Compounds by GC/MS - Quality Control Data

York Analytical Laboratories, Inc.

Analyte	Result	Reporting Limit	Units	Spike Level	Source* Result	%REC	%REC Limits	Flag	RPD	RPD Limit	Flag
Batch BG50831 - EPA 5030B											
Blank (BG50831-BLK1)								Prepared & Analyzed: 07/11/2025			
p- & m- Xylenes	ND	1.00	ug/L								
p-Isopropyltoluene	ND	0.500	"								
Styrene	ND	0.500	"								
Tetrachloroethylene	ND	0.500	"								
Toluene	ND	0.500	"								
trans-1,2-Dichloroethylene	ND	0.500	"								
trans-1,3-Dichloropropylene	ND	0.500	"								
Trichloroethylene	ND	0.500	"								
Trichlorofluoromethane	ND	0.500	"								
Vinyl Chloride	ND	0.500	"								
Xylenes, Total	ND	1.50	"								
Surrogate: SURR: 1,2-Dichloroethane-d4	*10.4*		*"*	*10.0*		*104*	*70-130*				
Surrogate: SURR: Toluene-d8	*9.78*		*"*	*10.0*		*97.8*	*70-130*				
Surrogate: SURR: p-Bromofluorobenzene	*9.97*		*"*	*10.0*		*99.7*	*70-130*				
LCS (BG50831-BS1)								Prepared & Analyzed: 07/11/2025			
1,1,1-Trichloroethane	8.63		ug/L	10.0		86.3	70-130			20	
1,1,2,2-Tetrachloroethane	9.19		"	10.0		91.9	70-130			20	
1,1,2-Trichloro-1,2,2-trifluoroethane (Freon 113)	8.11		"	10.0		81.1	70-130			20	
1,1,2-Trichloroethane	8.91		"	10.0		89.1	70-130			20	
1,1-Dichloroethane	8.74		"	10.0		87.4	70-130			20	
1,1-Dichloroethylene	7.67		"	10.0		76.7	70-130			20	
1,2,3-Trichlorobenzene	7.17		"	10.0		71.7	70-130			20	
1,2,4-Trichlorobenzene	7.35		"	10.0		73.5	70-130			20	
1,2-Dibromo-3-chloropropane	8.06		"	10.0		80.6	40-160			20	
1,2-Dibromoethane	9.16		"	10.0		91.6	70-130			20	
1,2-Dichlorobenzene	8.25		"	10.0		82.5	70-130			20	
1,2-Dichloroethane	9.01		"	10.0		90.1	70-130			20	
1,2-Dichloropropane	8.63		"	10.0		86.3	70-130			20	
1,3-Dichlorobenzene	8.21		"	10.0		82.1	70-130			20	
1,4-Dichlorobenzene	8.30		"	10.0		83.0	70-130			20	
2-Butanone	8.70		"	10.0		87.0	40-160			20	
2-Hexanone	8.43		"	10.0		84.3	40-160			20	
4-Methyl-2-pentanone	9.33		"	10.0		93.3	40-160			20	
Acetone	7.38		"	10.0		73.8	40-160			20	
Benzene	9.28		"	10.0		92.8	70-130			20	
Bromochloromethane	9.05		"	10.0		90.5	70-130			20	
Bromodichloromethane	8.36		"	10.0		83.6	70-130			20	
Bromoform	8.65		"	10.0		86.5	70-130			20	
Bromomethane	1.80		"	10.0		18.0	40-160	Low Bias		20	
Carbon disulfide	7.86		"	10.0		78.6	40-160			20	
Carbon tetrachloride	8.59		"	10.0		85.9	70-130			20	
Chlorobenzene	8.91		"	10.0		89.1	70-130			20	
Chloroethane	7.41		"	10.0		74.1	40-160			20	
Chloroform	9.05		"	10.0		90.5	70-130			20	
Chloromethane	3.99		"	10.0		39.9	40-160	Low Bias		20	
cis-1,2-Dichloroethylene	8.77		"	10.0		87.7	70-130			20	
cis-1,3-Dichloropropylene	8.38		"	10.0		83.8	70-130			20	
Cyclohexane	8.21		"	10.0		82.1	70-130			20	
Dibromochloromethane	9.04		"	10.0		90.4	70-130			20	

Volatile Organic Compounds by GC/MS - Quality Control Data

York Analytical Laboratories, Inc.

Analyte	Result	Reporting Limit	Units	Spike Level	Source* Result	%REC	%REC Limits	Flag	RPD	RPD Limit	Flag
Batch BG50831 - EPA 5030B											
LCS (BG50831-BS1)							Prepared & Analyzed: 07/11/2025				
Dichlorodifluoromethane	3.24		ug/L	10.0		32.4	40-160	Low Bias		20	
Ethyl Benzene	9.13		"	10.0		91.3	70-130			20	
Isopropylbenzene	8.46		"	10.0		84.6	70-130			20	
Methyl acetate	7.65		"	10.0		76.5	70-130			20	
Methyl tert-butyl ether (MTBE)	9.24		"	10.0		92.4	70-130			20	
Methylcyclohexane	7.95		"	10.0		79.5	70-130			20	
Methylene chloride	11.6		"	10.0		116	70-130			20	
o-Xylene	9.11		"	10.0		91.1	70-130			20	
p- & m- Xylenes	18.7		"	20.0		93.4	70-130			20	
p-Isopropyltoluene	7.98		"	10.0		79.8	81-136	Low Bias		30	
Styrene	8.86		"	10.0		88.6	70-130			20	
Tetrachloroethylene	5.65		"	10.0		56.5	70-130	Low Bias		20	
Toluene	9.02		"	10.0		90.2	70-130			20	
trans-1,2-Dichloroethylene	8.55		"	10.0		85.5	70-130			20	
trans-1,3-Dichloropropylene	8.21		"	10.0		82.1	70-130			20	
Trichloroethylene	8.00		"	10.0		80.0	70-130			20	
Trichlorofluoromethane	7.53		"	10.0		75.3	40-160			20	
Vinyl Chloride	5.39		"	10.0		53.9	70-130	Low Bias		20	
Surrogate: SURR: 1,2-Dichloroethane-d4	*10.2*		*"*	*10.0*		*102*	*70-130*				
Surrogate: SURR: Toluene-d8	*9.83*		*"*	*10.0*		*98.3*	*70-130*				
Surrogate: SURR: p-Bromofluorobenzene	*9.93*		*"*	*10.0*		*99.3*	*70-130*				
LCS Dup (BG50831-BSD1)							Prepared & Analyzed: 07/11/2025				
1,1,1-Trichloroethane	10.8		ug/L	10.0		108	70-130		22.3	20	Non-dir.
1,1,2,2-Tetrachloroethane	10.1		"	10.0		101	70-130		9.73	20	
1,1,2-Trichloro-1,2,2-trifluoroethane (Freon 113)	11.8		"	10.0		118	70-130		37.5	20	Non-dir.
1,1,2-Trichloroethane	9.82		"	10.0		98.2	70-130		9.72	20	
1,1-Dichloroethane	10.4		"	10.0		104	70-130		17.0	20	
1,1-Dichloroethylene	10.8		"	10.0		108	70-130		34.3	20	Non-dir.
1,2,3-Trichlorobenzene	7.88		"	10.0		78.8	70-130		9.44	20	
1,2,4-Trichlorobenzene	8.21		"	10.0		82.1	70-130		11.1	20	
1,2-Dibromo-3-chloropropane	8.79		"	10.0		87.9	40-160		8.66	20	
1,2-Dibromoethane	10.0		"	10.0		100	70-130		8.87	20	
1,2-Dichlorobenzene	9.25		"	10.0		92.5	70-130		11.4	20	
1,2-Dichloroethane	10.1		"	10.0		101	70-130		11.3	20	
1,2-Dichloropropane	9.58		"	10.0		95.8	70-130		10.4	20	
1,3-Dichlorobenzene	9.29		"	10.0		92.9	70-130		12.3	20	
1,4-Dichlorobenzene	9.27		"	10.0		92.7	70-130		11.0	20	
2-Butanone	9.73		"	10.0		97.3	40-160		11.2	20	
2-Hexanone	9.21		"	10.0		92.1	40-160		8.84	20	
4-Methyl-2-pentanone	10.1		"	10.0		101	40-160		8.12	20	
Acetone	8.45		"	10.0		84.5	40-160		13.5	20	
Benzene	10.9		"	10.0		109	70-130		15.8	20	
Bromochloromethane	10.3		"	10.0		103	70-130		12.5	20	
Bromodichloromethane	9.39		"	10.0		93.9	70-130		11.6	20	
Bromoform	9.43		"	10.0		94.3	70-130		8.63	20	
Bromomethane	2.90		"	10.0		29.0	40-160	Low Bias	46.8	20	Non-dir.
Carbon disulfide	11.5		"	10.0		115	40-160		37.9	20	Non-dir.
Carbon tetrachloride	11.1		"	10.0		111	70-130		25.8	20	Non-dir.
Chlorobenzene	10.1		"	10.0		101	70-130		12.2	20	

Volatile Organic Compounds by GC/MS - Quality Control Data

York Analytical Laboratories, Inc.

Analyte	Result	Reporting Limit	Units	Spike Level	Source* Result	%REC	%REC Limits	Flag	RPD	RPD Limit	Flag
Batch BG50831 - EPA 5030B											
LCS Dup (BG50831-BSD1)					Prepared & Analyzed: 07/11/2025						
Chloroethane	11.3		ug/L	10.0		113	40-160		41.7	20	Non-dir.
Chloroform	10.3		"	10.0		103	70-130		13.3	20	
Chloromethane	8.91		"	10.0		89.1	40-160		76.3	20	Non-dir.
cis-1,2-Dichloroethylene	10.3		"	10.0		103	70-130		15.8	20	
cis-1,3-Dichloropropylene	9.42		"	10.0		94.2	70-130		11.7	20	
Cyclohexane	11.5		"	10.0		115	70-130		33.7	20	Non-dir.
Dibromochloromethane	9.98		"	10.0		99.8	70-130		9.88	20	
Dichlorodifluoromethane	15.8		"	10.0		158	40-160		132	20	Non-dir.
Ethyl Benzene	10.6		"	10.0		106	70-130		14.5	20	
Isopropylbenzene	10.0		"	10.0		100	70-130		17.0	20	
Methyl acetate	11.2		"	10.0		112	70-130		38.1	20	Non-dir.
Methyl tert-butyl ether (MTBE)	9.99		"	10.0		99.9	70-130		7.80	20	
Methylcyclohexane	10.8		"	10.0		108	70-130		29.9	20	Non-dir.
Methylene chloride	13.4		"	10.0		134	70-130	High Bias	14.0	20	
o-Xylene	10.3		"	10.0		103	70-130		12.3	20	
p- & m- Xylenes	21.4		"	20.0		107	70-130		13.7	20	
p-Isopropyltoluene	9.32		"	10.0		93.2	81-136		15.5	30	
Styrene	9.92		"	10.0		99.2	70-130		11.3	20	
Tetrachloroethylene	6.84		"	10.0		68.4	70-130	Low Bias	19.1	20	
Toluene	10.5		"	10.0		105	70-130		14.9	20	
trans-1,2-Dichloroethylene	10.6		"	10.0		106	70-130		21.8	20	Non-dir.
trans-1,3-Dichloropropylene	9.10		"	10.0		91.0	70-130		10.3	20	
Trichloroethylene	9.64		"	10.0		96.4	70-130		18.6	20	
Trichlorofluoromethane	12.2		"	10.0		122	40-160		47.3	20	Non-dir.
Vinyl Chloride	10.9		"	10.0		109	70-130		67.7	20	Non-dir.
Surrogate: SURR: 1,2-Dichloroethane-d4	*10.0*		*"*	*10.0*		*100*	*70-130*				
Surrogate: SURR: Toluene-d8	*9.92*		*"*	*10.0*		*99.2*	*70-130*				
Surrogate: SURR: p-Bromofluorobenzene	*10.0*		*"*	*10.0*		*100*	*70-130*				

Volatile Organic Compounds by GC/MS - Quality Control Data

York Analytical Laboratories, Inc.

Analyte	Result	Reporting Limit	Units	Spike Level	Source* Result	%REC	%REC Limits	Flag	RPD	RPD Limit	Flag
Batch BG50960 - EPA 5030B											
Blank (BG50960-BLK1)											Prepared & Analyzed: 07/14/2025
1,1,1-Trichloroethane	ND	0.500	ug/L								
1,1,2,2-Tetrachloroethane	ND	0.500	"								
1,1,2-Trichloro-1,2,2-trifluoroethane (Freon 113)	ND	0.500	"								
1,1,2-Trichloroethane	ND	0.500	"								
1,1-Dichloroethane	ND	0.500	"								
1,1-Dichloroethylene	ND	0.500	"								
1,2,3-Trichlorobenzene	ND	0.500	"								
1,2,4-Trichlorobenzene	ND	0.500	"								
1,2-Dibromo-3-chloropropane	ND	0.500	"								
1,2-Dibromoethane	ND	0.500	"								
1,2-Dichlorobenzene	ND	0.500	"								
1,2-Dichloroethane	ND	0.500	"								
1,2-Dichloropropane	ND	0.500	"								
1,3-Dichlorobenzene	ND	0.500	"								
1,4-Dichlorobenzene	ND	0.500	"								
2-Butanone	ND	0.500	"								
2-Hexanone	ND	0.500	"								
4-Methyl-2-pentanone	ND	0.500	"								
Acetone	ND	2.00	"								
Benzene	ND	0.500	"								
Bromochloromethane	ND	0.500	"								
Bromodichloromethane	ND	0.500	"								
Bromoform	ND	0.500	"								
Bromomethane	ND	2.00	"								
Carbon disulfide	ND	0.500	"								
Carbon tetrachloride	ND	0.500	"								
Chlorobenzene	ND	0.500	"								
Chloroethane	ND	0.500	"								
Chloroform	ND	0.500	"								
Chloromethane	ND	0.500	"								
cis-1,2-Dichloroethylene	ND	0.500	"								
cis-1,3-Dichloropropylene	ND	0.500	"								
Cyclohexane	ND	0.500	"								
Dibromochloromethane	ND	0.500	"								
Dichlorodifluoromethane	ND	0.500	"								
Ethyl Benzene	ND	0.500	"								
Isopropylbenzene	ND	0.500	"								
Methyl acetate	ND	0.500	"								
Methyl tert-butyl ether (MTBE)	ND	0.500	"								
Methylcyclohexane	ND	0.500	"								
Methylene chloride	1.37	2.00	"								
o-Xylene	ND	0.500	"								
p- & m- Xylenes	ND	1.00	"								
p-Isopropyltoluene	ND	0.500	"								
Styrene	ND	0.500	"								
Tetrachloroethylene	ND	0.500	"								
Toluene	ND	0.500	"								
trans-1,2-Dichloroethylene	ND	0.500	"								
trans-1,3-Dichloropropylene	ND	0.500	"								
Trichloroethylene	ND	0.500	"								

Volatile Organic Compounds by GC/MS - Quality Control Data

York Analytical Laboratories, Inc.

Analyte	Result	Reporting Limit	Units	Spike Level	Source* Result	%REC	%REC Limits	Flag	RPD	RPD Limit	Flag
Batch BG50960 - EPA 5030B											
Blank (BG50960-BLK1)							Prepared & Analyzed: 07/14/2025				
Trichlorofluoromethane	ND	0.500	ug/L								
Vinyl Chloride	ND	0.500	"								
Xylenes, Total	ND	1.50	"								
Surrogate: SURR: 1,2-Dichloroethane-d4	*9.79*		*"*	*10.0*		*97.9*	*70-130*				
Surrogate: SURR: Toluene-d8	*9.69*		*"*	*10.0*		*96.9*	*70-130*				
Surrogate: SURR: p-Bromofluorobenzene	*11.0*		*"*	*10.0*		*110*	*70-130*				
LCS (BG50960-BS1)							Prepared & Analyzed: 07/14/2025				
1,1,1-Trichloroethane	10.3		ug/L	10.0		103	70-130			20	
1,1,2,2-Tetrachloroethane	10.0		"	10.0		100	70-130			20	
1,1,2-Trichloro-1,2,2-trifluoroethane (Freon 113)	11.7		"	10.0		117	70-130			20	
1,1,2-Trichloroethane	9.58		"	10.0		95.8	70-130			20	
1,1-Dichloroethane	8.46		"	10.0		84.6	70-130			20	
1,1-Dichloroethylene	11.3		"	10.0		113	70-130			20	
1,2,3-Trichlorobenzene	8.96		"	10.0		89.6	70-130			20	
1,2,4-Trichlorobenzene	9.36		"	10.0		93.6	70-130			20	
1,2-Dibromo-3-chloropropane	9.60		"	10.0		96.0	40-160			20	
1,2-Dibromoethane	9.71		"	10.0		97.1	70-130			20	
1,2-Dichlorobenzene	10.1		"	10.0		101	70-130			20	
1,2-Dichloroethane	9.67		"	10.0		96.7	70-130			20	
1,2-Dichloropropane	10.2		"	10.0		102	70-130			20	
1,3-Dichlorobenzene	10.3		"	10.0		103	70-130			20	
1,4-Dichlorobenzene	10.2		"	10.0		102	70-130			20	
2-Butanone	9.21		"	10.0		92.1	40-160			20	
2-Hexanone	8.36		"	10.0		83.6	40-160			20	
4-Methyl-2-pentanone	9.16		"	10.0		91.6	40-160			20	
Acetone	9.24		"	10.0		92.4	40-160			20	
Benzene	10.4		"	10.0		104	70-130			20	
Bromochloromethane	9.88		"	10.0		98.8	70-130			20	
Bromodichloromethane	10.1		"	10.0		101	70-130			20	
Bromoform	9.74		"	10.0		97.4	70-130			20	
Bromomethane	8.88		"	10.0		88.8	40-160			20	
Carbon disulfide	10.9		"	10.0		109	40-160			20	
Carbon tetrachloride	10.6		"	10.0		106	70-130			20	
Chlorobenzene	10.2		"	10.0		102	70-130			20	
Chloroethane	12.6		"	10.0		126	40-160			20	
Chloroform	9.91		"	10.0		99.1	70-130			20	
Chloromethane	11.4		"	10.0		114	40-160			20	
cis-1,2-Dichloroethylene	9.81		"	10.0		98.1	70-130			20	
cis-1,3-Dichloropropylene	9.70		"	10.0		97.0	70-130			20	
Cyclohexane	10.7		"	10.0		107	70-130			20	
Dibromochloromethane	10.6		"	10.0		106	70-130			20	
Dichlorodifluoromethane	20.7		"	10.0		207	40-160	High Bias		20	
Ethyl Benzene	10.5		"	10.0		105	70-130			20	
Isopropylbenzene	10.7		"	10.0		107	70-130			20	
Methyl acetate	10.8		"	10.0		108	70-130			20	
Methyl tert-butyl ether (MTBE)	9.30		"	10.0		93.0	70-130			20	
Methylcyclohexane	10.7		"	10.0		107	70-130			20	
Methylene chloride	11.2		"	10.0		112	70-130			20	
o-Xylene	10.5		"	10.0		105	70-130			20	

Volatile Organic Compounds by GC/MS - Quality Control Data

York Analytical Laboratories, Inc.

Analyte	Result	Reporting Limit	Units	Spike Level	Source* Result	%REC	%REC Limits	Flag	RPD	RPD Limit	Flag
Batch BG50960 - EPA 5030B											
LCS (BG50960-BS1)							Prepared & Analyzed: 07/14/2025				
p- & m- Xylenes	21.4		ug/L	20.0		107	70-130			20	
p-Isopropyltoluene	10.9		"	10.0		109	81-136			30	
Styrene	9.98		"	10.0		99.8	70-130			20	
Tetrachloroethylene	6.87		"	10.0		68.7	70-130	Low Bias		20	
Toluene	10.5		"	10.0		105	70-130			20	
trans-1,2-Dichloroethylene	11.0		"	10.0		110	70-130			20	
trans-1,3-Dichloropropylene	9.70		"	10.0		97.0	70-130			20	
Trichloroethylene	9.56		"	10.0		95.6	70-130			20	
Trichlorofluoromethane	12.3		"	10.0		123	40-160			20	
Vinyl Chloride	13.2		"	10.0		132	70-130	High Bias		20	
Surrogate: SURR: 1,2-Dichloroethane-d4	*9.11*		*"*	*10.0*		*91.1*	*70-130*				
Surrogate: SURR: Toluene-d8	*9.92*		*"*	*10.0*		*99.2*	*70-130*				
Surrogate: SURR: p-Bromofluorobenzene	*10.2*		*"*	*10.0*		*102*	*70-130*				
LCS Dup (BG50960-BSD1)							Prepared & Analyzed: 07/14/2025				
1,1,1-Trichloroethane	9.61		ug/L	10.0		96.1	70-130		7.03	20	
1,1,2,2-Tetrachloroethane	9.41		"	10.0		94.1	70-130		6.18	20	
1,1,2-Trichloro-1,2,2-trifluoroethane (Freon 113)	8.38		"	10.0		83.8	70-130		33.2	20	Non-dir.
1,1,2-Trichloroethane	9.49		"	10.0		94.9	70-130		0.944	20	
1,1-Dichloroethane	8.01		"	10.0		80.1	70-130		5.46	20	
1,1-Dichloroethylene	8.47		"	10.0		84.7	70-130		28.8	20	Non-dir.
1,2,3-Trichlorobenzene	8.28		"	10.0		82.8	70-130		7.89	20	
1,2,4-Trichlorobenzene	8.76		"	10.0		87.6	70-130		6.62	20	
1,2-Dibromo-3-chloropropane	8.82		"	10.0		88.2	40-160		8.47	20	
1,2-Dibromoethane	9.63		"	10.0		96.3	70-130		0.827	20	
1,2-Dichlorobenzene	9.22		"	10.0		92.2	70-130		9.41	20	
1,2-Dichloroethane	9.44		"	10.0		94.4	70-130		2.41	20	
1,2-Dichloropropane	9.56		"	10.0		95.6	70-130		6.38	20	
1,3-Dichlorobenzene	9.24		"	10.0		92.4	70-130		11.2	20	
1,4-Dichlorobenzene	9.26		"	10.0		92.6	70-130		9.86	20	
2-Butanone	8.58		"	10.0		85.8	40-160		7.08	20	
2-Hexanone	8.90		"	10.0		89.0	40-160		6.26	20	
4-Methyl-2-pentanone	9.27		"	10.0		92.7	40-160		1.19	20	
Acetone	9.06		"	10.0		90.6	40-160		1.97	20	
Benzene	9.77		"	10.0		97.7	70-130		6.15	20	
Bromochloromethane	9.44		"	10.0		94.4	70-130		4.55	20	
Bromodichloromethane	9.60		"	10.0		96.0	70-130		5.18	20	
Bromoform	9.57		"	10.0		95.7	70-130		1.76	20	
Bromomethane	4.79		"	10.0		47.9	40-160		59.8	20	Non-dir.
Carbon disulfide	7.65		"	10.0		76.5	40-160		35.0	20	Non-dir.
Carbon tetrachloride	9.90		"	10.0		99.0	70-130		7.02	20	
Chlorobenzene	9.58		"	10.0		95.8	70-130		6.66	20	
Chloroethane	6.58		"	10.0		65.8	40-160		63.0	20	Non-dir.
Chloroform	9.50		"	10.0		95.0	70-130		4.22	20	
Chloromethane	3.89		"	10.0		38.9	40-160	Low Bias	98.5	20	Non-dir.
cis-1,2-Dichloroethylene	9.45		"	10.0		94.5	70-130		3.74	20	
cis-1,3-Dichloropropylene	9.31		"	10.0		93.1	70-130		4.10	20	
Cyclohexane	9.10		"	10.0		91.0	70-130		16.1	20	
Dibromochloromethane	10.5		"	10.0		105	70-130		0.664	20	
Dichlorodifluoromethane	2.08		"	10.0		20.8	40-160	Low Bias	163	20	Non-dir.

Volatile Organic Compounds by GC/MS - Quality Control Data

York Analytical Laboratories, Inc.

Analyte	Result	Reporting Limit	Units	Spike Level	Source* Result	%REC	%REC Limits	Flag	RPD	RPD Limit	Flag
Batch BG50960 - EPA 5030B											
LCS Dup (BG50960-BSD1)								Prepared & Analyzed: 07/14/2025			
Ethyl Benzene	9.54		ug/L	10.0		95.4	70-130		9.68	20	
Isopropylbenzene	9.56		"	10.0		95.6	70-130		11.4	20	
Methyl acetate	7.04		"	10.0		70.4	70-130		42.5	20	Non-dir.
Methyl tert-butyl ether (MTBE)	9.18		"	10.0		91.8	70-130		1.30	20	
Methylcyclohexane	9.12		"	10.0		91.2	70-130		16.3	20	
Methylene chloride	10.1		"	10.0		101	70-130		10.7	20	
o-Xylene	9.67		"	10.0		96.7	70-130		8.61	20	
p- & m- Xylenes	19.5		"	20.0		97.4	70-130		9.53	20	
p-Isopropyltoluene	9.34		"	10.0		93.4	81-136		15.2	30	
Styrene	9.22		"	10.0		92.2	70-130		7.92	20	
Tetrachloroethylene	6.64		"	10.0		66.4	70-130	Low Bias	3.40	20	
Toluene	9.65		"	10.0		96.5	70-130		8.63	20	
trans-1,2-Dichloroethylene	9.29		"	10.0		92.9	70-130		17.3	20	
trans-1,3-Dichloropropylene	9.31		"	10.0		93.1	70-130		4.10	20	
Trichloroethylene	8.81		"	10.0		88.1	70-130		8.17	20	
Trichlorofluoromethane	7.17		"	10.0		71.7	40-160		53.0	20	Non-dir.
Vinyl Chloride	4.96		"	10.0		49.6	70-130	Low Bias	90.8	20	Non-dir.
Surrogate: SURR: 1,2-Dichloroethane-d4	*9.78*		*"*	*10.0*		*97.8*	*70-130*				
Surrogate: SURR: Toluene-d8	*10.1*		*"*	*10.0*		*101*	*70-130*				
Surrogate: SURR: p-Bromofluorobenzene	*10.2*		*"*	*10.0*		*102*	*70-130*				
Batch BG50961 - EPA 5030B											
Blank (BG50961-BLK1)								Prepared & Analyzed: 07/14/2025			
1,1,1-Trichloroethane	ND	0.500	ug/L								
1,1,2,2-Tetrachloroethane	ND	0.500	"								
1,1,2-Trichloro-1,2,2-trifluoroethane (Freon 113)	ND	0.500	"								
1,1,2-Trichloroethane	ND	0.500	"								
1,1-Dichloroethane	ND	0.500	"								
1,1-Dichloroethylene	ND	0.500	"								
1,2,3-Trichlorobenzene	ND	0.500	"								
1,2,4-Trichlorobenzene	ND	0.500	"								
1,2-Dibromo-3-chloropropane	ND	0.500	"								
1,2-Dibromoethane	ND	0.500	"								
1,2-Dichlorobenzene	ND	0.500	"								
1,2-Dichloroethane	ND	0.500	"								
1,2-Dichloropropane	ND	0.500	"								
1,3-Dichlorobenzene	ND	0.500	"								
1,4-Dichlorobenzene	ND	0.500	"								
2-Butanone	ND	0.500	"								
2-Hexanone	ND	0.500	"								
4-Methyl-2-pentanone	ND	0.500	"								
Acetone	ND	2.00	"								
Benzene	ND	0.500	"								
Bromochloromethane	ND	0.500	"								
Bromodichloromethane	ND	0.500	"								
Bromoform	ND	0.500	"								
Bromomethane	ND	2.00	"								
Carbon disulfide	ND	0.500	"								
Carbon tetrachloride	ND	0.500	"								
Chlorobenzene	ND	0.500	"								

Volatile Organic Compounds by GC/MS - Quality Control Data

York Analytical Laboratories, Inc.

Analyte	Result	Reporting Limit	Units	Spike Level	Source* Result	%REC	%REC Limits	Flag	RPD	RPD Limit	Flag
Batch BG50961 - EPA 5030B											
Blank (BG50961-BLK1)											
Prepared & Analyzed: 07/14/2025											
Chloroethane	ND	0.500	ug/L								
Chloroform	ND	0.500	"								
Chloromethane	ND	0.500	"								
cis-1,2-Dichloroethylene	ND	0.500	"								
cis-1,3-Dichloropropylene	ND	0.500	"								
Cyclohexane	ND	0.500	"								
Dibromochloromethane	ND	0.500	"								
Dichlorodifluoromethane	ND	0.500	"								
Ethyl Benzene	ND	0.500	"								
Isopropylbenzene	ND	0.500	"								
Methyl acetate	ND	0.500	"								
Methyl tert-butyl ether (MTBE)	ND	0.500	"								
Methylcyclohexane	ND	0.500	"								
Methylene chloride	1.26	2.00	"								
o-Xylene	ND	0.500	"								
p- & m- Xylenes	ND	1.00	"								
p-Isopropyltoluene	ND	0.500	"								
Styrene	ND	0.500	"								
Tetrachloroethylene	ND	0.500	"								
Toluene	ND	0.500	"								
trans-1,2-Dichloroethylene	ND	0.500	"								
trans-1,3-Dichloropropylene	ND	0.500	"								
Trichloroethylene	ND	0.500	"								
Trichlorofluoromethane	ND	0.500	"								
Vinyl Chloride	ND	0.500	"								
Xylenes, Total	ND	1.50	"								
Surrogate: SURR: 1,2-Dichloroethane-d4	*10.6*		"	*10.0*		*106*	*70-130*				
Surrogate: SURR: Toluene-d8	*9.89*		"	*10.0*		*98.9*	*70-130*				
Surrogate: SURR: p-Bromofluorobenzene	*10.0*		"	*10.0*		*100*	*70-130*				

Volatile Organic Compounds by GC/MS - Quality Control Data

York Analytical Laboratories, Inc.

Analyte	Result	Reporting Limit	Units	Spike Level	Source* Result	%REC	%REC Limits	Flag	RPD	RPD Limit	Flag
Batch BG50961 - EPA 5030B											
LCS (BG50961-BS1)								Prepared & Analyzed: 07/14/2025			
1,1,1-Trichloroethane	11.3		ug/L	10.0		113	70-130			20	
1,1,2,2-Tetrachloroethane	10.5		"	10.0		105	70-130			20	
1,1,2-Trichloro-1,2,2-trifluoroethane (Freon 113)	12.0		"	10.0		120	70-130			20	
1,1,2-Trichloroethane	10.2		"	10.0		102	70-130			20	
1,1-Dichloroethane	10.9		"	10.0		109	70-130			20	
1,1-Dichloroethylene	11.3		"	10.0		113	70-130			20	
1,2,3-Trichlorobenzene	7.98		"	10.0		79.8	70-130			20	
1,2,4-Trichlorobenzene	8.48		"	10.0		84.8	70-130			20	
1,2-Dibromo-3-chloropropane	9.09		"	10.0		90.9	40-160			20	
1,2-Dibromoethane	10.5		"	10.0		105	70-130			20	
1,2-Dichlorobenzene	9.67		"	10.0		96.7	70-130			20	
1,2-Dichloroethane	10.5		"	10.0		105	70-130			20	
1,2-Dichloropropane	10.1		"	10.0		101	70-130			20	
1,3-Dichlorobenzene	9.74		"	10.0		97.4	70-130			20	
1,4-Dichlorobenzene	9.81		"	10.0		98.1	70-130			20	
2-Butanone	10.2		"	10.0		102	40-160			20	
2-Hexanone	9.48		"	10.0		94.8	40-160			20	
4-Methyl-2-pentanone	10.5		"	10.0		105	40-160			20	
Acetone	8.40		"	10.0		84.0	40-160			20	
Benzene	11.5		"	10.0		115	70-130			20	
Bromochloromethane	10.9		"	10.0		109	70-130			20	
Bromodichloromethane	9.88		"	10.0		98.8	70-130			20	
Bromoform	10.4		"	10.0		104	70-130			20	
Bromomethane	2.98		"	10.0		29.8	40-160	Low Bias		20	
Carbon disulfide	12.2		"	10.0		122	40-160			20	
Carbon tetrachloride	11.7		"	10.0		117	70-130			20	
Chlorobenzene	10.6		"	10.0		106	70-130			20	
Chloroethane	12.0		"	10.0		120	40-160			20	
Chloroform	10.9		"	10.0		109	70-130			20	
Chloromethane	9.29		"	10.0		92.9	40-160			20	
cis-1,2-Dichloroethylene	10.8		"	10.0		108	70-130			20	
cis-1,3-Dichloropropylene	10.1		"	10.0		101	70-130			20	
Cyclohexane	11.8		"	10.0		118	70-130			20	
Dibromochloromethane	10.6		"	10.0		106	70-130			20	
Dichlorodifluoromethane	15.3		"	10.0		153	40-160			20	
Ethyl Benzene	11.0		"	10.0		110	70-130			20	
Isopropylbenzene	10.4		"	10.0		104	70-130			20	
Methyl acetate	11.9		"	10.0		119	70-130			20	
Methyl tert-butyl ether (MTBE)	10.5		"	10.0		105	70-130			20	
Methylcyclohexane	10.8		"	10.0		108	70-130			20	
Methylene chloride	12.4		"	10.0		124	70-130			20	
o-Xylene	10.8		"	10.0		108	70-130			20	
p- & m- Xylenes	22.4		"	20.0		112	70-130			20	
p-Isopropyltoluene	9.56		"	10.0		95.6	81-136			30	
Styrene	10.5		"	10.0		105	70-130			20	
Tetrachloroethylene	6.98		"	10.0		69.8	70-130	Low Bias		20	
Toluene	11.0		"	10.0		110	70-130			20	
trans-1,2-Dichloroethylene	11.2		"	10.0		112	70-130			20	
trans-1,3-Dichloropropylene	9.73		"	10.0		97.3	70-130			20	
Trichloroethylene	10.0		"	10.0		100	70-130			20	

Volatile Organic Compounds by GC/MS - Quality Control Data

York Analytical Laboratories, Inc.

Analyte	Result	Reporting Limit	Units	Spike Level	Source* Result	%REC	%REC Limits	Flag	RPD	RPD Limit	Flag
Batch BG50961 - EPA 5030B											
LCS (BG50961-BS1)							Prepared & Analyzed: 07/14/2025				
Trichlorofluoromethane	12.4		ug/L	10.0		124	40-160			20	
Vinyl Chloride	11.6		"	10.0		116	70-130			20	
Surrogate: SURR: 1,2-Dichloroethane-d4	*9.89*		*"*	*10.0*		*98.9*	*70-130*				
Surrogate: SURR: Toluene-d8	*9.98*		*"*	*10.0*		*99.8*	*70-130*				
Surrogate: SURR: p-Bromofluorobenzene	*10.1*		*"*	*10.0*		*101*	*70-130*				
LCS Dup (BG50961-BSD1)							Prepared & Analyzed: 07/14/2025				
1,1,1-Trichloroethane	9.79		ug/L	10.0		97.9	70-130		14.1	20	
1,1,2,2-Tetrachloroethane	9.68		"	10.0		96.8	70-130		8.32	20	
1,1,2-Trichloro-1,2,2-trifluoroethane (Freon 113)	8.85		"	10.0		88.5	70-130		30.4	20	Non-dir.
1,1,2-Trichloroethane	9.47		"	10.0		94.7	70-130		7.32	20	
1,1-Dichloroethane	9.48		"	10.0		94.8	70-130		13.9	20	
1,1-Dichloroethylene	8.50		"	10.0		85.0	70-130		28.0	20	Non-dir.
1,2,3-Trichlorobenzene	7.54		"	10.0		75.4	70-130		5.67	20	
1,2,4-Trichlorobenzene	7.73		"	10.0		77.3	70-130		9.25	20	
1,2-Dibromo-3-chloropropane	8.53		"	10.0		85.3	40-160		6.36	20	
1,2-Dibromoethane	9.76		"	10.0		97.6	70-130		7.59	20	
1,2-Dichlorobenzene	8.69		"	10.0		86.9	70-130		10.7	20	
1,2-Dichloroethane	9.58		"	10.0		95.8	70-130		9.26	20	
1,2-Dichloropropane	9.23		"	10.0		92.3	70-130		8.70	20	
1,3-Dichlorobenzene	8.67		"	10.0		86.7	70-130		11.6	20	
1,4-Dichlorobenzene	8.72		"	10.0		87.2	70-130		11.8	20	
2-Butanone	9.34		"	10.0		93.4	40-160		9.19	20	
2-Hexanone	8.99		"	10.0		89.9	40-160		5.31	20	
4-Methyl-2-pentanone	9.89		"	10.0		98.9	40-160		5.70	20	
Acetone	7.70		"	10.0		77.0	40-160		8.70	20	
Benzene	10.2		"	10.0		102	70-130		12.6	20	
Bromochloromethane	9.84		"	10.0		98.4	70-130		10.6	20	
Bromodichloromethane	8.87		"	10.0		88.7	70-130		10.8	20	
Bromoform	9.68		"	10.0		96.8	70-130		7.46	20	
Bromomethane	1.82		"	10.0		18.2	40-160	Low Bias	48.3	20	Non-dir.
Carbon disulfide	8.39		"	10.0		83.9	40-160		37.3	20	Non-dir.
Carbon tetrachloride	9.88		"	10.0		98.8	70-130		16.5	20	
Chlorobenzene	9.66		"	10.0		96.6	70-130		9.28	20	
Chloroethane	8.00		"	10.0		80.0	40-160		40.4	20	Non-dir.
Chloroform	9.76		"	10.0		97.6	70-130		11.2	20	
Chloromethane	3.70		"	10.0		37.0	40-160	Low Bias	86.1	20	Non-dir.
cis-1,2-Dichloroethylene	9.49		"	10.0		94.9	70-130		13.1	20	
cis-1,3-Dichloropropylene	9.03		"	10.0		90.3	70-130		11.1	20	
Cyclohexane	9.27		"	10.0		92.7	70-130		23.8	20	Non-dir.
Dibromochloromethane	9.80		"	10.0		98.0	70-130		7.94	20	
Dichlorodifluoromethane	2.23		"	10.0		22.3	40-160	Low Bias	149	20	Non-dir.
Ethyl Benzene	10.0		"	10.0		100	70-130		9.39	20	
Isopropylbenzene	9.36		"	10.0		93.6	70-130		10.5	20	
Methyl acetate	7.88		"	10.0		78.8	70-130		40.9	20	Non-dir.
Methyl tert-butyl ether (MTBE)	9.81		"	10.0		98.1	70-130		6.79	20	
Methylcyclohexane	8.89		"	10.0		88.9	70-130		19.7	20	
Methylene chloride	10.7		"	10.0		107	70-130		14.7	20	
o-Xylene	9.82		"	10.0		98.2	70-130		9.60	20	
p- & m- Xylenes	20.4		"	20.0		102	70-130		9.62	20	

Volatile Organic Compounds by GC/MS - Quality Control Data

York Analytical Laboratories, Inc.

Analyte	Result	Reporting Limit	Units	Spike Level	Source* Result	%REC	%REC Limits	Flag	RPD	RPD Limit	Flag
Batch BG50961 - EPA 5030B											
LCS Dup (BG50961-BSD1)								Prepared & Analyzed: 07/14/2025			
p-Isopropyltoluene	8.71		ug/L	10.0		87.1	81-136		9.30	30	
Styrene	9.51		"	10.0		95.1	70-130		9.70	20	
Tetrachloroethylene	6.20		"	10.0		62.0	70-130	Low Bias	11.8	20	
Toluene	9.79		"	10.0		97.9	70-130		11.3	20	
trans-1,2-Dichloroethylene	9.39		"	10.0		93.9	70-130		18.0	20	
trans-1,3-Dichloropropylene	8.84		"	10.0		88.4	70-130		9.59	20	
Trichloroethylene	8.90		"	10.0		89.0	70-130		11.9	20	
Trichlorofluoromethane	8.06		"	10.0		80.6	40-160		42.8	20	Non-dir.
Vinyl Chloride	5.47		"	10.0		54.7	70-130	Low Bias	71.4	20	Non-dir.
Surrogate: SURR: 1,2-Dichloroethane-d4	*10.2*		*"*	*10.0*		*102*	*70-130*				
Surrogate: SURR: Toluene-d8	*9.99*		*"*	*10.0*		*99.9*	*70-130*				
Surrogate: SURR: p-Bromofluorobenzene	*9.96*		*"*	*10.0*		*99.6*	*70-130*				
Batch BG50982 - EPA 5030B											
Blank (BG50982-BLK1)								Prepared & Analyzed: 07/15/2025			
1,1,1-Trichloroethane	ND	0.500	ug/L								
1,1,2,2-Tetrachloroethane	ND	0.500	"								
1,1,2-Trichloro-1,2,2-trifluoroethane (Freon 113)	ND	0.500	"								
1,1,2-Trichloroethane	ND	0.500	"								
1,1-Dichloroethane	ND	0.500	"								
1,1-Dichloroethylene	ND	0.500	"								
1,2,3-Trichlorobenzene	ND	0.500	"								
1,2,4-Trichlorobenzene	ND	0.500	"								
1,2-Dibromo-3-chloropropane	ND	0.500	"								
1,2-Dibromoethane	ND	0.500	"								
1,2-Dichlorobenzene	ND	0.500	"								
1,2-Dichloroethane	ND	0.500	"								
1,2-Dichloropropane	ND	0.500	"								
1,3-Dichlorobenzene	ND	0.500	"								
1,4-Dichlorobenzene	ND	0.500	"								
2-Butanone	ND	0.500	"								
2-Hexanone	ND	0.500	"								
4-Methyl-2-pentanone	ND	0.500	"								
Acetone	ND	2.00	"								
Benzene	ND	0.500	"								
Bromochloromethane	ND	0.500	"								
Bromodichloromethane	ND	0.500	"								
Bromoform	ND	0.500	"								
Bromomethane	ND	2.00	"								
Carbon disulfide	ND	0.500	"								
Carbon tetrachloride	ND	0.500	"								
Chlorobenzene	ND	0.500	"								
Chloroethane	ND	0.500	"								
Chloroform	ND	0.500	"								
Chloromethane	ND	0.500	"								
cis-1,2-Dichloroethylene	ND	0.500	"								
cis-1,3-Dichloropropylene	ND	0.500	"								
Cyclohexane	ND	0.500	"								
Dibromochloromethane	ND	0.500	"								
Dichlorodifluoromethane	ND	0.500	"								

Volatile Organic Compounds by GC/MS - Quality Control Data

York Analytical Laboratories, Inc.

Analyte	Result	Reporting Limit	Units	Spike Level	Source* Result	%REC	%REC Limits	Flag	RPD	RPD Limit	Flag
Batch BG50982 - EPA 5030B											
Blank (BG50982-BLK1)								Prepared & Analyzed: 07/15/2025			
Ethyl Benzene	ND	0.500	ug/L								
Isopropylbenzene	ND	0.500	"								
Methyl acetate	ND	0.500	"								
Methyl tert-butyl ether (MTBE)	ND	0.500	"								
Methylcyclohexane	ND	0.500	"								
Methylene chloride	ND	2.00	"								
o-Xylene	ND	0.500	"								
p- & m- Xylenes	ND	1.00	"								
p-Isopropyltoluene	ND	0.500	"								
Styrene	ND	0.500	"								
Tetrachloroethylene	ND	0.500	"								
Toluene	ND	0.500	"								
trans-1,2-Dichloroethylene	ND	0.500	"								
trans-1,3-Dichloropropylene	ND	0.500	"								
Trichloroethylene	ND	0.500	"								
Trichlorofluoromethane	ND	0.500	"								
Vinyl Chloride	ND	0.500	"								
Xylenes, Total	ND	1.50	"								
Surrogate: SURR: 1,2-Dichloroethane-d4	*10.5*		*"*	*10.0*		*105*	*70-130*				
Surrogate: SURR: Toluene-d8	*9.77*		*"*	*10.0*		*97.7*	*70-130*				
Surrogate: SURR: p-Bromofluorobenzene	*9.88*		*"*	*10.0*		*98.8*	*70-130*				
LCS (BG50982-BS1)								Prepared & Analyzed: 07/15/2025			
1,1,1-Trichloroethane	11.4		ug/L	10.0		114	70-130			20	
1,1,2,2-Tetrachloroethane	10.1		"	10.0		101	70-130			20	
1,1,2-Trichloro-1,2,2-trifluoroethane (Freon 113)	12.1		"	10.0		121	70-130			20	
1,1,2-Trichloroethane	10.1		"	10.0		101	70-130			20	
1,1-Dichloroethane	11.0		"	10.0		110	70-130			20	
1,1-Dichloroethylene	11.4		"	10.0		114	70-130			20	
1,2,3-Trichlorobenzene	7.62		"	10.0		76.2	70-130			20	
1,2,4-Trichlorobenzene	8.05		"	10.0		80.5	70-130			20	
1,2-Dibromo-3-chloropropane	8.73		"	10.0		87.3	40-160			20	
1,2-Dibromoethane	10.2		"	10.0		102	70-130			20	
1,2-Dichlorobenzene	9.32		"	10.0		93.2	70-130			20	
1,2-Dichloroethane	10.7		"	10.0		107	70-130			20	
1,2-Dichloropropane	9.88		"	10.0		98.8	70-130			20	
1,3-Dichlorobenzene	9.40		"	10.0		94.0	70-130			20	
1,4-Dichlorobenzene	9.42		"	10.0		94.2	70-130			20	
2-Butanone	10.2		"	10.0		102	40-160			20	
2-Hexanone	9.13		"	10.0		91.3	40-160			20	
4-Methyl-2-pentanone	10.1		"	10.0		101	40-160			20	
Acetone	8.91		"	10.0		89.1	40-160			20	
Benzene	11.6		"	10.0		116	70-130			20	
Bromochloromethane	11.0		"	10.0		110	70-130			20	
Bromodichloromethane	9.72		"	10.0		97.2	70-130			20	
Bromoform	9.97		"	10.0		99.7	70-130			20	
Bromomethane	3.17		"	10.0		31.7	40-160	Low Bias		20	
Carbon disulfide	12.3		"	10.0		123	40-160			20	
Carbon tetrachloride	11.8		"	10.0		118	70-130			20	
Chlorobenzene	10.4		"	10.0		104	70-130			20	

Volatile Organic Compounds by GC/MS - Quality Control Data

York Analytical Laboratories, Inc.

Analyte	Result	Reporting Limit	Units	Spike Level	Source* Result	%REC	%REC Limits	Flag	RPD	RPD Limit	Flag
Batch BG50982 - EPA 5030B											
LCS (BG50982-BS1)								Prepared & Analyzed: 07/15/2025			
Chloroethane	12.1		ug/L	10.0		121	40-160			20	
Chloroform	11.0		"	10.0		110	70-130			20	
Chloromethane	9.37		"	10.0		93.7	40-160			20	
cis-1,2-Dichloroethylene	10.8		"	10.0		108	70-130			20	
cis-1,3-Dichloropropylene	9.75		"	10.0		97.5	70-130			20	
Cyclohexane	11.7		"	10.0		117	70-130			20	
Dibromochloromethane	10.3		"	10.0		103	70-130			20	
Dichlorodifluoromethane	14.6		"	10.0		146	40-160			20	
Ethyl Benzene	10.9		"	10.0		109	70-130			20	
Isopropylbenzene	10.1		"	10.0		101	70-130			20	
Methyl acetate	12.1		"	10.0		121	70-130			20	
Methyl tert-butyl ether (MTBE)	10.4		"	10.0		104	70-130			20	
Methylcyclohexane	10.6		"	10.0		106	70-130			20	
Methylene chloride	11.6		"	10.0		116	70-130			20	
o-Xylene	10.6		"	10.0		106	70-130			20	
p- & m- Xylenes	22.3		"	20.0		111	70-130			20	
p-Isopropyltoluene	9.36		"	10.0		93.6	81-136			30	
Styrene	10.3		"	10.0		103	70-130			20	
Tetrachloroethylene	6.94		"	10.0		69.4	70-130	Low Bias		20	
Toluene	10.8		"	10.0		108	70-130			20	
trans-1,2-Dichloroethylene	11.3		"	10.0		113	70-130			20	
trans-1,3-Dichloropropylene	9.47		"	10.0		94.7	70-130			20	
Trichloroethylene	9.96		"	10.0		99.6	70-130			20	
Trichlorofluoromethane	12.6		"	10.0		126	40-160			20	
Vinyl Chloride	11.4		"	10.0		114	70-130			20	
Surrogate: SURR: 1,2-Dichloroethane-d4	*10.2*		*"*	*10.0*		*102*	*70-130*				
Surrogate: SURR: Toluene-d8	*9.96*		*"*	*10.0*		*99.6*	*70-130*				
Surrogate: SURR: p-Bromofluorobenzene	*10.0*		*"*	*10.0*		*100*	*70-130*				

Volatile Organic Compounds by GC/MS - Quality Control Data

York Analytical Laboratories, Inc.

Analyte	Result	Reporting Limit	Units	Spike Level	Source* Result	%REC	%REC Limits	Flag	RPD	RPD Limit	Flag
Batch BG50982 - EPA 5030B											
LCS Dup (BG50982-BSD1)					Prepared & Analyzed: 07/15/2025						
1,1,1-Trichloroethane	10.3		ug/L	10.0		103	70-130		9.86	20	
1,1,2,2-Tetrachloroethane	9.50		"	10.0		95.0	70-130		6.22	20	
1,1,2-Trichloro-1,2,2-trifluoroethane (Freon 113)	9.66		"	10.0		96.6	70-130		22.7	20	Non-dir.
1,1,2-Trichloroethane	9.41		"	10.0		94.1	70-130		6.68	20	
1,1-Dichloroethane	9.80		"	10.0		98.0	70-130		11.4	20	
1,1-Dichloroethylene	9.07		"	10.0		90.7	70-130		22.6	20	Non-dir.
1,2,3-Trichlorobenzene	7.48		"	10.0		74.8	70-130		1.85	20	
1,2,4-Trichlorobenzene	7.81		"	10.0		78.1	70-130		3.03	20	
1,2-Dibromo-3-chloropropane	8.15		"	10.0		81.5	40-160		6.87	20	
1,2-Dibromoethane	9.53		"	10.0		95.3	70-130		7.28	20	
1,2-Dichlorobenzene	8.89		"	10.0		88.9	70-130		4.72	20	
1,2-Dichloroethane	9.79		"	10.0		97.9	70-130		9.16	20	
1,2-Dichloropropane	9.09		"	10.0		90.9	70-130		8.33	20	
1,3-Dichlorobenzene	8.99		"	10.0		89.9	70-130		4.46	20	
1,4-Dichlorobenzene	9.00		"	10.0		90.0	70-130		4.56	20	
2-Butanone	9.14		"	10.0		91.4	40-160		10.7	20	
2-Hexanone	8.41		"	10.0		84.1	40-160		8.21	20	
4-Methyl-2-pentanone	9.33		"	10.0		93.3	40-160		7.83	20	
Acetone	7.74		"	10.0		77.4	40-160		14.1	20	
Benzene	10.5		"	10.0		105	70-130		9.60	20	
Bromochloromethane	10.0		"	10.0		100	70-130		9.13	20	
Bromodichloromethane	8.99		"	10.0		89.9	70-130		7.80	20	
Bromoform	9.11		"	10.0		91.1	70-130		9.01	20	
Bromomethane	2.35		"	10.0		23.5	40-160	Low Bias	29.7	20	Non-dir.
Carbon disulfide	8.70		"	10.0		87.0	40-160		34.1	20	Non-dir.
Carbon tetrachloride	10.5		"	10.0		105	70-130		11.2	20	
Chlorobenzene	9.78		"	10.0		97.8	70-130		6.62	20	
Chloroethane	8.29		"	10.0		82.9	40-160		37.1	20	Non-dir.
Chloroform	10.2		"	10.0		102	70-130		7.45	20	
Chloromethane	3.98		"	10.0		39.8	40-160	Low Bias	80.7	20	Non-dir.
cis-1,2-Dichloroethylene	9.83		"	10.0		98.3	70-130		9.86	20	
cis-1,3-Dichloropropylene	8.99		"	10.0		89.9	70-130		8.11	20	
Cyclohexane	9.76		"	10.0		97.6	70-130		18.1	20	
Dibromochloromethane	9.63		"	10.0		96.3	70-130		7.01	20	
Dichlorodifluoromethane	2.44		"	10.0		24.4	40-160	Low Bias	143	20	Non-dir.
Ethyl Benzene	10.2		"	10.0		102	70-130		6.63	20	
Isopropylbenzene	9.51		"	10.0		95.1	70-130		6.31	20	
Methyl acetate	7.80		"	10.0		78.0	70-130		43.0	20	Non-dir.
Methyl tert-butyl ether (MTBE)	9.83		"	10.0		98.3	70-130		5.83	20	
Methylcyclohexane	9.16		"	10.0		91.6	70-130		14.8	20	
Methylene chloride	10.2		"	10.0		102	70-130		13.0	20	
o-Xylene	10.0		"	10.0		100	70-130		5.72	20	
p- & m- Xylenes	20.9		"	20.0		104	70-130		6.49	20	
p-Isopropyltoluene	8.84		"	10.0		88.4	81-136		5.71	30	
Styrene	9.67		"	10.0		96.7	70-130		6.12	20	
Tetrachloroethylene	6.36		"	10.0		63.6	70-130	Low Bias	8.72	20	
Toluene	9.99		"	10.0		99.9	70-130		7.42	20	
trans-1,2-Dichloroethylene	9.81		"	10.0		98.1	70-130		14.0	20	
trans-1,3-Dichloropropylene	8.71		"	10.0		87.1	70-130		8.36	20	
Trichloroethylene	9.01		"	10.0		90.1	70-130		10.0	20	

Volatile Organic Compounds by GC/MS - Quality Control Data

York Analytical Laboratories, Inc.

Analyte	Result	Reporting Limit	Units	Spike Level	Source* Result	%REC	%REC Limits	Flag	RPD	RPD Limit	Flag
Batch BG50982 - EPA 5030B											
LCS Dup (BG50982-BSD1)							Prepared & Analyzed: 07/15/2025				
Trichlorofluoromethane	8.86		ug/L	10.0		88.6	40-160		35.2	20	Non-dir.
Vinyl Chloride	5.76		"	10.0		57.6	70-130	Low Bias	65.7	20	Non-dir.
Surrogate: SURR: 1,2-Dichloroethane-d4	*10.1*		*"*	*10.0*		*101*	*70-130*				
Surrogate: SURR: Toluene-d8	*9.89*		*"*	*10.0*		*98.9*	*70-130*				
Surrogate: SURR: p-Bromofluorobenzene	*10.0*		*"*	*10.0*		*100*	*70-130*				

Volatile Analysis Sample Containers

Lab ID	Client Sample ID	Volatile Sample Container
25G0131-01	MW-3	40mL Clear Vial (pre-pres.) HCl; Cool to 4° C
25G0131-02	MW-5	40mL Clear Vial (pre-pres.) HCl; Cool to 4° C
25G0131-03	MW-7	40mL Clear Vial (pre-pres.) HCl; Cool to 4° C
25G0131-04	MW-9	40mL Clear Vial (pre-pres.) HCl; Cool to 4° C
25G0131-05	MW-10	40mL Clear Vial (pre-pres.) HCl; Cool to 4° C
25G0131-06	MW-13	40mL Clear Vial (pre-pres.) HCl; Cool to 4° C
25G0131-07	MW-17	40mL Clear Vial (pre-pres.) HCl; Cool to 4° C
25G0131-08	MW-20	40mL Clear Vial (pre-pres.) HCl; Cool to 4° C
25G0131-09	MW-25	40mL Clear Vial (pre-pres.) HCl; Cool to 4° C
25G0131-10	MW-27	40mL Clear Vial (pre-pres.) HCl; Cool to 4° C
25G0131-11	MW-29	40mL Clear Vial (pre-pres.) HCl; Cool to 4° C
25G0131-12	MW-30	40mL Clear Vial (pre-pres.) HCl; Cool to 4° C
25G0131-13	MW-31	40mL Clear Vial (pre-pres.) HCl; Cool to 4° C
25G0131-14	MW-32	40mL Clear Vial (pre-pres.) HCl; Cool to 4° C
25G0131-15	MW-33	40mL Clear Vial (pre-pres.) HCl; Cool to 4° C
25G0131-16	MW-35	40mL Clear Vial (pre-pres.) HCl; Cool to 4° C
25G0131-17	MW-37	40mL Clear Vial (pre-pres.) HCl; Cool to 4° C

Sample and Data Qualifiers Relating to This Work Order

QL-02	This LCS analyte is outside Laboratory Recovery limits due the analyte behavior using the referenced method. The reference method has certain limitations with respect to analytes of this nature.
ICVE	The value reported is ESTIMATED. The value is estimated due to its behavior during initial calibration verification (recovery exceeded 30% of expected value).
HT-01R	This flag indicates that the sample was initially analyzed within recommended hold time and that a re-run was performed outside of the hold time.
CCVE	The value reported is ESTIMATED. The value is estimated due to its behavior during continuing calibration verification (>20% Difference for average Rf or >20% Drift for quadratic fit).
B	Analyte is found in the associated analysis batch blank. For volatiles, methylene chloride and acetone are common lab contaminants.

Definitions and Other Explanations

*	Analyte is not certified or the state of the samples origination does not offer certification for the Analyte.
ND	NOT DETECTED - the analyte is not detected at the Reported to level (LOQ/RL or LOD/MDL)
RL	REPORTING LIMIT - the minimum reportable value based upon the lowest point in the analyte calibration curve.
LOQ	LIMIT OF QUANTITATION - the minimum concentration of a target analyte that can be reported within a specified degree of confidence. This is the lowest point in an analyte calibration curve that has been subjected to all steps of the processing/analysis and verified to meet defined criteria. This is based upon NELAC 2009 Standards and applies to all analyses.
LOD	LIMIT OF DETECTION - a verified estimate of the minimum concentration of a substance in a given matrix that an analytical process can reliably detect. This is based upon NELAC 2009 Standards and applies to all analyses conducted under the auspices of EPA SW-846.
MDL	METHOD DETECTION LIMIT - a statistically derived estimate of the minimum amount of a substance an analytical system can reliably detect with a 99% confidence that the concentration of the substance is greater than zero. This is based upon 40 CFR Part 136 Appendix B and applies only to EPA 600 and 200 series methods.
Reported to	This indicates that the data for a particular analysis is reported to either the LOD/MDL, or the LOQ/RL. In cases where the "Reported to" is located above the LOD/MDL, any value between this and the LOQ represents an estimated value which is "J" flagged accordingly. This applies to volatile and semi-volatile target compounds only.
NR	Not reported
RPD	Relative Percent Difference
Wet	The data has been reported on an as-received (wet weight) basis
Low Bias	Low Bias flag indicates that the recovery of the flagged analyte is below the laboratory or regulatory lower control limit. The data user should take note that this analyte may be biased low but should evaluate multiple lines of evidence including the LCS and site-specific MS/MSD data to draw bias conclusions. In cases where no site-specific MS/MSD was requested, only the LCS data can be used to evaluate such bias.
High Bias	High Bias flag indicates that the recovery of the flagged analyte is above the laboratory or regulatory upper control limit. The data user should take note that this analyte may be biased high but should evaluate multiple lines of evidence including the LCS and site-specific MS/MSD data to draw bias conclusions. In cases where no site-specific MS/MSD was requested, only the LCS data can be used to evaluate such bias.
Non-Dir.	Non-dir. flag (Non-Directional Bias) indicates that the Relative Percent Difference (RPD) (a measure of precision) among the MS and MSD data is outside the laboratory or regulatory control limit. This alerts the data user where the MS and MSD are from site-specific samples that the RPD is high due to either non-homogeneous distribution of target analyte between the MS/MSD or indicates poor reproducibility for other reasons.

If EPA SW-846 method 8270 is included herein it is noted that the target compound N-nitrosodiphenylamine (NDPA) decomposes in the gas chromatographic inlet and cannot be separated from diphenylamine (DPA). These results could actually represent 100% DPA, 100% NDPA or some combination of the two. For this reason, York reports the combined result for n-nitrosodiphenylamine and diphenylamine for either of these compounds as a combined concentration as Diphenylamine.

If Total PCBs are detected and the target aroclors reported are "Not detected", the Total PCB value is reported due to the presence of either or both Aroclors 1262 and 1268 which are non-target aroclors for some regulatory lists.

2-chloroethylvinyl ether readily breaks down under acidic conditions. Samples that are acid preserved, including standards will exhibit breakdown. The data user should take note.

Certification for pH is no longer offered by NYDOH ELAP.

Semi-Volatile and Volatile analyses are reported down to the LOD/MDL, with values between the LOD/MDL and the LOQ being "J" flagged as estimated results.

For analyses by EPA SW-846-8270D, the Limit of Quantitation (LOQ) reported for benzidine is based upon the lowest standard used for calibration and is not a verified LOQ due to this compound's propensity for oxidative losses during extraction/concentration procedures and non-reproducible chromatographic performance.

YORK — Field Chain-of-Custody Record

YORK ANALYTICAL LABORATORIES INC

York Analytical Laboratories, Inc. (YORK)'s Standard Terms & Conditions are listed on the back side of this document.
This document serves as your written authorization for YORK to proceed with the analyses requested below.
Your signature binds you to YORK's Standard Terms & Conditions.

YORK Project No.: 25GO131

120 Research Drive Stratford, CT 06615 | 132-02 89th Ave Queens, NY 11418 | 56 Church Hill Rd. #2 Newtown, CT 06470 | clientservices@yorklab.com | www.yorklab.com | 800-306-YORK

YOUR Information	Report To: SAME	Invoice To:
Company: LaBella Associates	Company:	Company:
Address:	Address:	Address:
Phone:	Phone:	Phone:
Contact: Branson Fields	Contact:	Contact:
E-mail:	E-mail:	E-mail: APPK@labellapc.com

YOUR Project Number: 2222575.05

YOUR Project Name: 136 Filler Rd

YOUR PO#: 2222575.05

Turn-Around Time

- RUSH - Next Day
- RUSH - Two Day
- RUSH - Three Day
- RUSH - Four Day
- RUSH - Five Day
- Standard (6-9 Day) [X]

PFAS Standard is 7-10 Days

Please print clearly and legibly. All information must be complete. Samples will not be logged in and the turn-around-time clock will not begin until any questions by YORK are resolved.

Samples Collected by: (print AND sign your name) Branson Fields

Matrix Codes

S - soil / solid
GW - groundwater
DW - drinking water
WW - wastewater
O - Oil | Other

Samples From

New York [X]
New Jersey
Connecticut
Pennsylvania
Other:

Report / EDD Type (circle selections)

Summary Report | CT RCP | EQuIS (Standard)
QA Report | CT RCP DQA/DUE | NYSDEC EQuIS
CMDP | NJDEP Reduced Deliverables | NJDKQP
Standard Excel EDD | NJDEP SRP HazSite
NY ASP B Package | Other:

YORK Reg. Comp.

Compared to the following Regulation(s): (please fill in)

TOGS 1.1.1

Sample Identification	Sample Matrix	Date/Time Sampled	Analyses Requested	Container Type	No.
MW-29	GW	6/30/25 1505	8260 VOCs	VOA	3
MW-30		6/30/25 1423			
MW-31		6/30/25 1216			
MW-32		6/30/25 1312			
MW-33		6/30/25 1103			
MW-35		7/1/25 0810			
MW-37		6/30/25 1145			

Comments:

Preservation: (check all that apply)
HCl [X] MeOH ___ HNO3 ___ H2SO4 ___ NaOH ___
ZnAc ___ Ascorbic Acid ___ Other: ___

Samples iced/chilled at time of lab pickup? circle Yes or No

Special Instruction
Field Filtered
Lab to Filter

1. Samples Relinquished by / Company	Date/Time	1. Samples Received by / Company	Date/Time	2. Samples Relinquished by / Company	Date/Time
Branson Fields / LaBella	7/1/25	[signature]	7/1/25 1107	[signature]	7/2/25 11:15
2. Samples Received by / Company	Date/Time	3. Samples Relinquished by / Company	Date/Time	3. Samples Received by / Company	Date/Time
[signature] 7/2/25 for JEFF	7/2/25 11:15	[signature] for JEFF	7/2/25 16:30		
4. Samples Relinquished by / Company	Date/Time	4. Samples Received by / Company	Date/Time	Samples Received in LAB by	Date/Time / Temperature
				[signature]	7/2/25 16:30 / 3.0 Degrees C

Field Chain-of-Custody Record

YORK ANALYTICAL LABORATORIES INC

York Analytical Laboratories, Inc. (YORK)'s Standard Terms & Conditions are listed on the back side of this document.
This document serves as your written authorization for YORK to proceed with the analyses requested below.
Your signature binds you to YORK's Standard Terms & Conditions.

YORK Project No. 25G0131

120 Research Drive Stratford, CT 06615 | 132-02 89th Ave Queens, NY 11418 | 56 Church Hill Rd. #2 Newtown, CT 06470 | clientservices@yorklab.com | www.yorklab.com | 800-306-YORK

YOUR Information	Report To: SAME	Invoice To:	YOUR Project Number	Turn-Around Time
Company: LaBella Associates	Company:	Company:	2222575.05	RUSH - Next Day
Address: 4 British American Latham, NY 12110	Address:	Address:	YOUR Project Name: 136 Fuller Road	RUSH - Two Day
Phone: 720-62C-6362	Phone:	Phone:		RUSH - Three Day
Contact: Branson Fields	Contact:	Contact:		RUSH - Four Day
E-mail: bfields@labellapc.com	E-mail:	E-mail: APPK@labellapc.com	YOUR PO#: 2222575.05	RUSH - Five Day
				Standard (6-9 Day) X
				PFAS Standard is 7-10 Days

Please print clearly and legibly. All information must be complete. Samples will not be logged in and the turn-around-time clock will not begin until any questions by YORK are resolved.

Branson Fields

Samples Collected by: (print AND sign your name)

Matrix Codes

S - soil / solid
GW - groundwater
DW - drinking water
WW - wastewater
O - Oil | Other

Samples From

New York
New Jersey
Connecticut
Pennsylvania
Other:

Report / EDD Type (circle selections)

Summary Report | CT RCP | EQuIS (Standard)
QA Report | CT RCP DQA/DUE | NYSDEC EQuIS
CMDP | NJDEP Reduced Deliverables | NJDKQP
Standard Excel EDD | NJDEP SRP HazSite
NY ASP B Package | Other:

YORK Reg. Comp.

Compared to the following Regulation(s): (please fill in)
TOGS 1.1.1

Sample Identification	Sample Matrix	Date/Time Sampled	Analyses Requested	Container Type	No.
MW-3	GW	6/30/25 1250	8260 VOCs	3x VOA	3
MW-5		6/30/25 1100		VOA	3
MW-7		6/30/25 1435			3
MW-9		7/1/25 0905			2
MW-10		6/30/25 1347			3
MW-13		6/30/25 1115			
MW-17		6/30/25 1330			
MW-20		6/30/25 1559			
MW-25		7/1/25 0935			
MW-27		7/1/25 0845			

Comments:

Samples iced/chilled at time of lab pickup? circle Yes or No

Preservation: (check all that apply)

HCl X | MeOH ___ | HNO3 ___ | H2SO4 ___ | NaOH ___
ZnAc ___ | Ascorbic Acid ___ | Other: ___

Special Instruction

Field Filtered
Lab to Filter

1. Samples Relinquished by / Company	Date/Time	1. Samples Received by / Company	Date/Time	2. Samples Relinquished by / Company	Date/Time
Branson Fields / LaBella	7/1/25	D. Am ALS	7/1/25 1107	D. Am ALS	7/2/25 1615
2. Samples Received by / Company	Date/Time	3. Samples Relinquished by / Company	Date/Time	3. Samples Received by / Company	Date/Time
MM	7/2/25 1115	MM	7/2/25 1630		
4. Samples Relinquished by / Company	Date/Time	4. Samples Received by / Company	Date/Time	Samples Received in LAB by	Date/Time / Temperature
				[signature]	7/2/25 16:30 / 5.0 Degrees C

Technical Report

prepared for:

LaBella Associates (Latham)
4 British American Boulevard
Latham NY, 12110
Attention: Branson Fields

Report Date: 10/07/2025
Client Project ID: 2222575 136 Fuller Road
York Project (SDG) No.: 25I1856

Stratford, CT Laboratory IDs:
NY:10854, NJ: CT005, PA: 68-0440, CT: PH-0723

Richmond Hill, NY Laboratory IDs:
NY:12058, NJ: NY037, CT: PH-0721, NH: 2097,
EPA: NY01600

120 RESEARCH DRIVE STRATFORD, CT 06615 132-02 89th AVENUE RICHMOND HILL, NY 11418
www.YORKLAB.com (203) 325-1371 FAX (203) 357-0166 ClientServices@yorklab.com

Report Date: 10/07/2025
Client Project ID: 2222575 136 Fuller Road
York Project (SDG) No.: 25I1856

LaBella Associates (Latham)
4 British American Boulevard
Latham NY, 12110
Attention: Branson Fields

Purpose and Results

This report contains the analytical data for the sample(s) identified on the attached chain-of-custody received in our laboratory on September 26, 2025 and listed below. The project was identified as your project: **2222575 136 Fuller Road**.

The analyses were conducted utilizing appropriate EPA, Standard Methods, and ASTM methods as detailed in the data summary tables.

All samples were received in proper condition meeting the customary acceptance requirements for environmental samples except those indicated under the Sample and Analysis Qualifiers section of this report.

All analyses met the method and laboratory standard operating procedure requirements except as indicated by any data flags, the meaning of which are explained in the Sample and Data Qualifiers Relating to This Work Order section of this report and case narrative if applicable.

The results of the analyses, which are all reported on dry weight basis (soils) unless otherwise noted, are detailed in the following pages.

Please contact Client Services at 203.325.1371 with any questions regarding this report.

York Sample ID	Client Sample ID	Matrix	Date Collected	Date Received
25I1856-01	MW-10	Ground Water	09/25/2025	09/26/2025
25I1856-02	MW-33	Ground Water	09/25/2025	09/26/2025
25I1856-03	MW-32	Ground Water	09/25/2025	09/26/2025
25I1856-04	MW-30	Ground Water	09/25/2025	09/26/2025
25I1856-05	MW-27	Ground Water	09/25/2025	09/26/2025
25I1856-06	MW-25	Ground Water	09/25/2025	09/26/2025

General Notes for York Project (SDG) No.: 25I1856

1. The RLs and MDLs (Reporting Limit and Method Detection Limit respectively) reported are adjusted for any dilution necessary due to the levels of target and/or non-target analytes and matrix interference. The RL(REPORTING LIMIT) is based upon the lowest standard utilized for the calibration where applicable.
2. Samples are retained for a period of thirty days after submittal of report, unless other arrangements are made.
3. York's liability for the above data is limited to the dollar value paid to York for the referenced project.
4. This report shall not be reproduced without the written approval of York Analytical Laboratories, Inc.
5. All analyses conducted met method or Laboratory SOP requirements. See the Sample and Data Qualifiers Section for further information.
6. It is noted that no analyses reported herein were subcontracted to another laboratory, unless noted in the report.
7. This report reflects results that relate only to the samples submitted on the attached chain-of-custody form(s) received by York.
8. Analyses conducted at York Analytical Laboratories, Inc. Stratford, CT are indicated by NY Cert. No. 10854, NJ Cert No. CT005, PA Cert No. 68-04440, CT Cert No. PH-0723; those conducted at York Analytical Laboratories, Inc., Richmond Hill, NY are indicated by NY Cert. No. 12058, NJ Cert No. NY037, CT Cert No. PH-0721, NH Cert No. 2097, EPA Cert No. NY01600.

Approved By: Cassie L. Mosher

Cassie L. Mosher
Laboratory Manager

Date: 10/07/2025

Sample Information

Client Sample ID: MW-10 **York Sample ID:** 25I1856-01

York Project (SDG) No.	Client Project ID	Matrix	Collection Date/Time	Date Received
25I1856	2222575 136 Fuller Road	Ground Water	September 25, 2025 9:10 am	09/26/2025

VOA, 8260 LOW MASTER

Log-in Notes:

Sample Notes:

Sample Prepared by Method: EPA 5030B

CAS No.	Parameter	Result	Flag	Units	Reported to LOD/MDL	LOQ	Dilution	Reference Method	Date/Time Prepared	Date/Time Analyzed	Analyst
71-55-6	**1,1,1-Trichloroethane**	**4.68**		ug/L	0.266	0.500	1	EPA 8260D	10/03/2025 07:00	10/04/2025 03:07	PMB
								Certifications:	CTDPH-PH-0840,NYSDOH-NY10854,NYSDOH-NY12058,NJDEI		
79-34-5	1,1,2,2-Tetrachloroethane	ND		ug/L	0.256	0.500	1	EPA 8260D	10/03/2025 07:00	10/04/2025 03:07	PMB
								Certifications:	CTDPH-PH-0840,NYSDOH-NY10854,NYSDOH-NY12058,NJDEP		
76-13-1	1,1,2-Trichloro-1,2,2-trifluoroethane (Freon 113)	ND		ug/L	0.286	0.500	1	EPA 8260D	10/03/2025 07:00	10/04/2025 03:07	PMB
								Certifications:	CTDPH-PH-0840,NYSDOH-NY10854,NYSDOH-NY12058,NJDEP		
79-00-5	1,1,2-Trichloroethane	ND		ug/L	0.249	0.500	1	EPA 8260D	10/03/2025 07:00	10/04/2025 03:07	PMB
								Certifications:	CTDPH-PH-0840,NYSDOH-NY10854,NYSDOH-NY12058,NJDEP		
75-34-3	**1,1-Dichloroethane**	**5.21**		ug/L	0.272	0.500	1	EPA 8260D	10/03/2025 07:00	10/04/2025 03:07	PMB
								Certifications:	CTDPH-PH-0840,NYSDOH-NY10854,NYSDOH-NY12058,NJDEI		
75-35-4	**1,1-Dichloroethylene**	**1.70**		ug/L	0.327	0.500	1	EPA 8260D	10/03/2025 07:00	10/04/2025 03:07	PMB
								Certifications:	CTDPH-PH-0840,NYSDOH-NY10854,NYSDOH-NY12058,NJDEI		
87-61-6	1,2,3-Trichlorobenzene	ND		ug/L	0.222	0.500	1	EPA 8260D	10/03/2025 07:00	10/04/2025 03:07	PMB
								Certifications:	NYSDOH-NY10854,NYSDOH-NY12058,NJDEP-CT005,PADEP-68		
120-82-1	1,2,4-Trichlorobenzene	ND		ug/L	0.138	0.500	1	EPA 8260D	10/03/2025 07:00	10/04/2025 03:07	PMB
								Certifications:	NYSDOH-NY10854,NYSDOH-NY12058,NJDEP-CT005,PADEP-68		
96-12-8	1,2-Dibromo-3-chloropropane	ND		ug/L	0.432	0.500	1	EPA 8260D	10/03/2025 07:00	10/04/2025 03:07	PMB
								Certifications:	CTDPH-PH-0840,NYSDOH-NY10854,NYSDOH-NY12058,NJDEP		
106-93-4	1,2-Dibromoethane	ND		ug/L	0.215	0.500	1	EPA 8260D	10/03/2025 07:00	10/04/2025 03:07	PMB
								Certifications:	CTDPH-PH-0840,NYSDOH-NY10854,NYSDOH-NY12058,NJDEP		
95-50-1	1,2-Dichlorobenzene	ND		ug/L	0.270	0.500	1	EPA 8260D	10/03/2025 07:00	10/04/2025 03:07	PMB
								Certifications:	CTDPH-PH-0840,NYSDOH-NY10854,NYSDOH-NY12058,NJDEP		
107-06-2	1,2-Dichloroethane	ND		ug/L	0.377	0.500	1	EPA 8260D	10/03/2025 07:00	10/04/2025 03:07	PMB
								Certifications:	CTDPH-PH-0840,NYSDOH-NY10854,NYSDOH-NY12058,NJDEP		
78-87-5	1,2-Dichloropropane	ND		ug/L	0.327	0.500	1	EPA 8260D	10/03/2025 07:00	10/04/2025 03:07	PMB
								Certifications:	CTDPH-PH-0840,NYSDOH-NY10854,NYSDOH-NY12058,NJDEP		
541-73-1	1,3-Dichlorobenzene	ND		ug/L	0.283	0.500	1	EPA 8260D	10/03/2025 07:00	10/04/2025 03:07	PMB
								Certifications:	CTDPH-PH-0840,NYSDOH-NY10854,NYSDOH-NY12058,NJDEP		
106-46-7	1,4-Dichlorobenzene	ND		ug/L	0.311	0.500	1	EPA 8260D	10/03/2025 07:00	10/04/2025 03:07	PMB
								Certifications:	CTDPH-PH-0840,NYSDOH-NY10854,NYSDOH-NY12058,NJDEP		
78-93-3	2-Butanone	ND		ug/L	0.421	0.500	1	EPA 8260D	10/03/2025 07:00	10/04/2025 03:07	PMB
								Certifications:	CTDPH-PH-0840,NYSDOH-NY10854,NYSDOH-NY12058,NJDEP		
591-78-6	2-Hexanone	ND		ug/L	0.320	0.500	1	EPA 8260D	10/03/2025 07:00	10/04/2025 03:07	PMB
								Certifications:	CTDPH-PH-0840,NYSDOH-NY10854,NYSDOH-NY12058,NJDEP		
108-10-1	4-Methyl-2-pentanone	ND		ug/L	0.365	0.500	1	EPA 8260D	10/03/2025 07:00	10/04/2025 03:07	PMB
								Certifications:	CTDPH-PH-0840,NYSDOH-NY10854,NYSDOH-NY12058,NJDEP		
67-64-1	**Acetone**	**3.39**		ug/L	1.34	2.00	1	EPA 8260D	10/03/2025 07:00	10/04/2025 03:07	PMB
								Certifications:	CTDPH-PH-0840,NYSDOH-NY10854,NYSDOH-NY12058,NJDEI		
71-43-2	Benzene	ND		ug/L	0.279	0.500	1	EPA 8260D	10/03/2025 07:00	10/04/2025 03:07	PMB
								Certifications:	CTDPH-PH-0840,NYSDOH-NY10854,NYSDOH-NY12058,NJDEP		
74-97-5	Bromochloromethane	ND		ug/L	0.354	0.500	1	EPA 8260D	10/03/2025 07:00	10/04/2025 03:07	PMB
								Certifications:	NYSDOH-NY10854,NYSDOH-NY12058,NJDEP-CT005,PADEP-68		
75-27-4	Bromodichloromethane	ND		ug/L	0.245	0.500	1	EPA 8260D	10/03/2025 07:00	10/04/2025 03:07	PMB
								Certifications:	CTDPH-PH-0840,NYSDOH-NY10854,NYSDOH-NY12058,NJDEP		

Sample Information

Client Sample ID: MW-10 **York Sample ID:** 25I1856-01

York Project (SDG) No.	Client Project ID	Matrix	Collection Date/Time	Date Received
25I1856	2222575 136 Fuller Road	Ground Water	September 25, 2025 9:10 am	09/26/2025

VOA, 8260 LOW MASTER **Log-in Notes:** **Sample Notes:**

Sample Prepared by Method: EPA 5030B

CAS No.	Parameter	Result	Flag	Units	Reported to LOD/MDL	LOQ	Dilution	Reference Method	Date/Time Prepared	Date/Time Analyzed	Analyst
75-25-2	Bromoform	ND		ug/L	0.163	0.500	1	EPA 8260D Certifications:	10/03/2025 07:00	10/04/2025 03:07 CTDPH-PH-0840,NYSDOH-NY10854,NYSDOH-NY12058,NJDEP	PMB
74-83-9	Bromomethane	ND		ug/L	0.500	2.00	1	EPA 8260D Certifications:	10/03/2025 07:00	10/04/2025 03:07 CTDPH-PH-0840,NYSDOH-NY10854,NYSDOH-NY12058,NJDEP	PMB
75-15-0	Carbon disulfide	ND		ug/L	0.362	0.500	1	EPA 8260D Certifications:	10/03/2025 07:00	10/04/2025 03:07 CTDPH-PH-0840,NYSDOH-NY10854,NYSDOH-NY12058,NJDEP	PMB
56-23-5	Carbon tetrachloride	ND		ug/L	0.204	0.500	1	EPA 8260D Certifications:	10/03/2025 07:00	10/04/2025 03:07 CTDPH-PH-0840,NYSDOH-NY10854,NYSDOH-NY12058,NJDEP	PMB
108-90-7	Chlorobenzene	ND		ug/L	0.284	0.500	1	EPA 8260D Certifications:	10/03/2025 07:00	10/04/2025 03:07 CTDPH-PH-0840,NYSDOH-NY10854,NYSDOH-NY12058,NJDEP	PMB
75-00-3	Chloroethane	ND		ug/L	0.448	0.500	1	EPA 8260D Certifications:	10/03/2025 07:00	10/04/2025 03:07 CTDPH-PH-0840,NYSDOH-NY10854,NYSDOH-NY12058,NJDEP	PMB
67-66-3	Chloroform	ND		ug/L	0.243	0.500	1	EPA 8260D Certifications:	10/03/2025 07:00	10/04/2025 03:07 CTDPH-PH-0840,NYSDOH-NY10854,NYSDOH-NY12058,NJDEP	PMB
74-87-3	Chloromethane	ND		ug/L	0.372	0.500	1	EPA 8260D Certifications:	10/03/2025 07:00	10/04/2025 03:07 CTDPH-PH-0840,NYSDOH-NY10854,NYSDOH-NY12058,NJDEP	PMB
156-59-2	**cis-1,2-Dichloroethylene**	**85.4**		ug/L	2.94	5.00	10	EPA 8260D Certifications:	10/06/2025 07:00	10/06/2025 16:36 CTDPH-PH-0840,NYSDOH-NY10854,NYSDOH-NY12058,NJDEI	PMB
10061-01-5	cis-1,3-Dichloropropylene	ND		ug/L	0.262	0.500	1	EPA 8260D Certifications:	10/03/2025 07:00	10/04/2025 03:07 CTDPH-PH-0840,NYSDOH-NY10854,NYSDOH-NY12058,NJDEP	PMB
110-82-7	Cyclohexane	ND		ug/L	0.491	0.500	1	EPA 8260D Certifications:	10/03/2025 07:00	10/04/2025 03:07 NYSDOH-NY10854,NYSDOH-NY12058,NJDEP-CT005,PADEP-6	PMB
124-48-1	Dibromochloromethane	ND		ug/L	0.146	0.500	1	EPA 8260D Certifications:	10/03/2025 07:00	10/04/2025 03:07 CTDPH-PH-0840,NYSDOH-NY10854,NYSDOH-NY12058,NJDEP	PMB
75-71-8	Dichlorodifluoromethane	ND	ICVE	ug/L	0.451	0.500	1	EPA 8260D Certifications:	10/03/2025 07:00	10/04/2025 03:07 NYSDOH-NY10854,NYSDOH-NY12058,NJDEP-CT005,PADEP-6	PMB
100-41-4	Ethyl Benzene	ND		ug/L	0.290	0.500	1	EPA 8260D Certifications:	10/03/2025 07:00	10/04/2025 03:07 CTDPH-PH-0840,NYSDOH-NY10854,NYSDOH-NY12058,NJDEP	PMB
98-82-8	Isopropylbenzene	ND		ug/L	0.405	0.500	1	EPA 8260D Certifications:	10/03/2025 07:00	10/04/2025 03:07 CTDPH-PH-0840,NYSDOH-NY10854,NYSDOH-NY12058,NJDEP	PMB
79-20-9	Methyl acetate	ND	QL-02	ug/L	0.442	0.500	1	EPA 8260D Certifications:	10/03/2025 07:00	10/04/2025 03:07 NYSDOH-NY10854,NYSDOH-NY12058,NJDEP-CT005,PADEP-6	PMB
1634-04-4	Methyl tert-butyl ether (MTBE)	ND		ug/L	0.244	0.500	1	EPA 8260D Certifications:	10/03/2025 07:00	10/04/2025 03:07 CTDPH-PH-0840,NYSDOH-NY10854,NYSDOH-NY12058,NJDEP	PMB
108-87-2	Methylcyclohexane	ND		ug/L	0.477	0.500	1	EPA 8260D Certifications:	10/03/2025 07:00	10/04/2025 03:07 NYSDOH-NY10854,NYSDOH-NY12058,NJDEP-CT005,PADEP-6	PMB
75-09-2	Methylene chloride	ND		ug/L	0.397	2.00	1	EPA 8260D Certifications:	10/03/2025 07:00	10/04/2025 03:07 CTDPH-PH-0840,NYSDOH-NY10854,NYSDOH-NY12058,NJDEP	PMB
95-47-6	o-Xylene	ND		ug/L	0.261	0.500	1	EPA 8260D Certifications:	10/03/2025 07:00	10/04/2025 03:07 CTDPH-PH-0840,NYSDOH-NY10854,NYSDOH-NY12058,PADEP	PMB
179601-23-1	p- & m- Xylenes	ND		ug/L	0.578	1.00	1	EPA 8260D Certifications:	10/03/2025 07:00	10/04/2025 03:07 CTDPH-PH-0840,NYSDOH-NY10854,NYSDOH-NY12058,PADEP	PMB
99-87-6	p-Isopropyltoluene	ND		ug/L	0.377	0.500	1	EPA 8260D Certifications:	10/03/2025 07:00	10/04/2025 03:07 CTDPH-PH-0840,NYSDOH-NY10854,NYSDOH-NY12058,NJDEP	PMB
100-42-5	Styrene	ND		ug/L	0.255	0.500	1	EPA 8260D Certifications:	10/03/2025 07:00	10/04/2025 03:07 CTDPH-PH-0840,NYSDOH-NY10854,NYSDOH-NY12058,NJDEP	PMB

Sample Information

Client Sample ID: MW-10 **York Sample ID:** 25I1856-01

York Project (SDG) No.	Client Project ID	Matrix	Collection Date/Time	Date Received
25I1856	2222575 136 Fuller Road	Ground Water	September 25, 2025 9:10 am	09/26/2025

VOA, 8260 LOW MASTER **Log-in Notes:** **Sample Notes:**

Sample Prepared by Method: EPA 5030B

CAS No.	Parameter	Result	Flag	Units	Reported to LOD/MDL	LOQ	Dilution	Reference Method	Date/Time Prepared	Date/Time Analyzed	Analyst
127-18-4	**Tetrachloroethylene**	**6.72**	CCVE	ug/L	0.239	0.500	1	EPA 8260D	10/03/2025 07:00	10/04/2025 03:07	PMB
								Certifications:	CTDPH-PH-0840,NYSDOH-NY10854,NYSDOH-NY12058,NJDEI		
108-88-3	Toluene	ND		ug/L	0.346	0.500	1	EPA 8260D	10/03/2025 07:00	10/04/2025 03:07	PMB
								Certifications:	CTDPH-PH-0840,NYSDOH-NY10854,NYSDOH-NY12058,NJDEP		
156-60-5	**trans-1,2-Dichloroethylene**	**0.750**		ug/L	0.279	0.500	1	EPA 8260D	10/03/2025 07:00	10/04/2025 03:07	PMB
								Certifications:	CTDPH-PH-0840,NYSDOH-NY10854,NYSDOH-NY12058,NJDEI		
10061-02-6	trans-1,3-Dichloropropylene	ND		ug/L	0.229	0.500	1	EPA 8260D	10/03/2025 07:00	10/04/2025 03:07	PMB
								Certifications:	CTDPH-PH-0840,NYSDOH-NY10854,NYSDOH-NY12058,NJDEP		
79-01-6	**Trichloroethylene**	**5.92**		ug/L	0.249	0.500	1	EPA 8260D	10/03/2025 07:00	10/04/2025 03:07	PMB
								Certifications:	CTDPH-PH-0840,NYSDOH-NY10854,NYSDOH-NY12058,NJDEI		
75-69-4	Trichlorofluoromethane	ND		ug/L	0.337	0.500	1	EPA 8260D	10/03/2025 07:00	10/04/2025 03:07	PMB
								Certifications:	CTDPH-PH-0840,NYSDOH-NY10854,NYSDOH-NY12058,NJDEP		
75-01-4	**Vinyl Chloride**	**3.35**		ug/L	0.469	0.500	1	EPA 8260D	10/03/2025 07:00	10/04/2025 03:07	PMB
								Certifications:	CTDPH-PH-0840,NYSDOH-NY10854,NYSDOH-NY12058,NJDEI		
1330-20-7	Xylenes, Total	ND		ug/L	0.839	1.50	1	EPA 8260D	10/03/2025 07:00	10/04/2025 03:07	PMB
								Certifications:	CTDPH-PH-0840,NYSDOH-NY10854,NYSDOH-NY12058,NJDEP		

	Surrogate Recoveries	Result	Acceptance Range
17060-07-0	*Surrogate: SURR: 1,2-Dichloroethane-d4*	*108 %*	*70-130*
2037-26-5	*Surrogate: SURR: Toluene-d8*	*104 %*	*70-130*
460-00-4	*Surrogate: SURR: p-Bromofluorobenzene*	*96.7 %*	*70-130*

Sample Information

Client Sample ID: MW-33 **York Sample ID:** 25I1856-02

York Project (SDG) No.	Client Project ID	Matrix	Collection Date/Time	Date Received
25I1856	2222575 136 Fuller Road	Ground Water	September 25, 2025 10:10 am	09/26/2025

VOA, 8260 LOW MASTER **Log-in Notes:** **Sample Notes:**

Sample Prepared by Method: EPA 5030B

CAS No.	Parameter	Result	Flag	Units	Reported to LOD/MDL	LOQ	Dilution	Reference Method	Date/Time Prepared	Date/Time Analyzed	Analyst
71-55-6	**1,1,1-Trichloroethane**	**0.280**		ug/L	0.266	0.500	1	EPA 8260D	10/03/2025 07:00	10/04/2025 03:36	PMB
								Certifications:	CTDPH-PH-0840,NYSDOH-NY10854,NYSDOH-NY12058,NJDEI		
79-34-5	1,1,2,2-Tetrachloroethane	ND		ug/L	0.256	0.500	1	EPA 8260D	10/03/2025 07:00	10/04/2025 03:36	PMB
								Certifications:	CTDPH-PH-0840,NYSDOH-NY10854,NYSDOH-NY12058,NJDEP		
76-13-1	1,1,2-Trichloro-1,2,2-trifluoroethane (Freon 113)	ND		ug/L	0.286	0.500	1	EPA 8260D	10/03/2025 07:00	10/04/2025 03:36	PMB
								Certifications:	CTDPH-PH-0840,NYSDOH-NY10854,NYSDOH-NY12058,NJDEP		
79-00-5	1,1,2-Trichloroethane	ND		ug/L	0.249	0.500	1	EPA 8260D	10/03/2025 07:00	10/04/2025 03:36	PMB
								Certifications:	CTDPH-PH-0840,NYSDOH-NY10854,NYSDOH-NY12058,NJDEP		
75-34-3	**1,1-Dichloroethane**	**4.71**		ug/L	0.272	0.500	1	EPA 8260D	10/03/2025 07:00	10/04/2025 03:36	PMB
								Certifications:	CTDPH-PH-0840,NYSDOH-NY10854,NYSDOH-NY12058,NJDEI		

Sample Information

Client Sample ID: MW-33 **York Sample ID:** 25I1856-02

York Project (SDG) No.	Client Project ID	Matrix	Collection Date/Time	Date Received
25I1856	2222575 136 Fuller Road	Ground Water	September 25, 2025 10:10 am	09/26/2025

VOA, 8260 LOW MASTER **Log-in Notes:** **Sample Notes:**

Sample Prepared by Method: EPA 5030B

CAS No.	Parameter	Result	Flag	Units	Reported to LOD/MDL	LOQ	Dilution	Reference Method	Date/Time Prepared	Date/Time Analyzed	Analyst
75-35-4	**1,1-Dichloroethylene**	**1.96**		ug/L	0.327	0.500	1	EPA 8260D	10/03/2025 07:00	10/04/2025 03:36	PMB
								Certifications:	CTDPH-PH-0840,NYSDOH-NY10854,NYSDOH-NY12058,NJDEI		
87-61-6	1,2,3-Trichlorobenzene	ND		ug/L	0.222	0.500	1	EPA 8260D	10/03/2025 07:00	10/04/2025 03:36	PMB
								Certifications:	NYSDOH-NY10854,NYSDOH-NY12058,NJDEP-CT005,PADEP-6		
120-82-1	1,2,4-Trichlorobenzene	ND		ug/L	0.138	0.500	1	EPA 8260D	10/03/2025 07:00	10/04/2025 03:36	PMB
								Certifications:	NYSDOH-NY10854,NYSDOH-NY12058,NJDEP-CT005,PADEP-6		
96-12-8	1,2-Dibromo-3-chloropropane	ND		ug/L	0.432	0.500	1	EPA 8260D	10/03/2025 07:00	10/04/2025 03:36	PMB
								Certifications:	CTDPH-PH-0840,NYSDOH-NY10854,NYSDOH-NY12058,NJDEP		
106-93-4	1,2-Dibromoethane	ND		ug/L	0.215	0.500	1	EPA 8260D	10/03/2025 07:00	10/04/2025 03:36	PMB
								Certifications:	CTDPH-PH-0840,NYSDOH-NY10854,NYSDOH-NY12058,NJDEP		
95-50-1	1,2-Dichlorobenzene	ND		ug/L	0.270	0.500	1	EPA 8260D	10/03/2025 07:00	10/04/2025 03:36	PMB
								Certifications:	CTDPH-PH-0840,NYSDOH-NY10854,NYSDOH-NY12058,NJDEP		
107-06-2	1,2-Dichloroethane	ND		ug/L	0.377	0.500	1	EPA 8260D	10/03/2025 07:00	10/04/2025 03:36	PMB
								Certifications:	CTDPH-PH-0840,NYSDOH-NY10854,NYSDOH-NY12058,NJDEP		
78-87-5	1,2-Dichloropropane	ND		ug/L	0.327	0.500	1	EPA 8260D	10/03/2025 07:00	10/04/2025 03:36	PMB
								Certifications:	CTDPH-PH-0840,NYSDOH-NY10854,NYSDOH-NY12058,NJDEP		
541-73-1	1,3-Dichlorobenzene	ND		ug/L	0.283	0.500	1	EPA 8260D	10/03/2025 07:00	10/04/2025 03:36	PMB
								Certifications:	CTDPH-PH-0840,NYSDOH-NY10854,NYSDOH-NY12058,NJDEP		
106-46-7	1,4-Dichlorobenzene	ND		ug/L	0.311	0.500	1	EPA 8260D	10/03/2025 07:00	10/04/2025 03:36	PMB
								Certifications:	CTDPH-PH-0840,NYSDOH-NY10854,NYSDOH-NY12058,NJDEP		
78-93-3	2-Butanone	ND		ug/L	0.421	0.500	1	EPA 8260D	10/03/2025 07:00	10/04/2025 03:36	PMB
								Certifications:	CTDPH-PH-0840,NYSDOH-NY10854,NYSDOH-NY12058,NJDEP		
591-78-6	2-Hexanone	ND		ug/L	0.320	0.500	1	EPA 8260D	10/03/2025 07:00	10/04/2025 03:36	PMB
								Certifications:	CTDPH-PH-0840,NYSDOH-NY10854,NYSDOH-NY12058,NJDEP		
108-10-1	4-Methyl-2-pentanone	ND		ug/L	0.365	0.500	1	EPA 8260D	10/03/2025 07:00	10/04/2025 03:36	PMB
								Certifications:	CTDPH-PH-0840,NYSDOH-NY10854,NYSDOH-NY12058,NJDEP		
67-64-1	**Acetone**	**2.56**		ug/L	1.34	2.00	1	EPA 8260D	10/03/2025 07:00	10/04/2025 03:36	PMB
								Certifications:	CTDPH-PH-0840,NYSDOH-NY10854,NYSDOH-NY12058,NJDEI		
71-43-2	Benzene	ND		ug/L	0.279	0.500	1	EPA 8260D	10/03/2025 07:00	10/04/2025 03:36	PMB
								Certifications:	CTDPH-PH-0840,NYSDOH-NY10854,NYSDOH-NY12058,NJDEP		
74-97-5	Bromochloromethane	ND		ug/L	0.354	0.500	1	EPA 8260D	10/03/2025 07:00	10/04/2025 03:36	PMB
								Certifications:	NYSDOH-NY10854,NYSDOH-NY12058,NJDEP-CT005,PADEP-6		
75-27-4	Bromodichloromethane	ND		ug/L	0.245	0.500	1	EPA 8260D	10/03/2025 07:00	10/04/2025 03:36	PMB
								Certifications:	CTDPH-PH-0840,NYSDOH-NY10854,NYSDOH-NY12058,NJDEP		
75-25-2	Bromoform	ND		ug/L	0.163	0.500	1	EPA 8260D	10/03/2025 07:00	10/04/2025 03:36	PMB
								Certifications:	CTDPH-PH-0840,NYSDOH-NY10854,NYSDOH-NY12058,NJDEP		
74-83-9	Bromomethane	ND		ug/L	0.500	2.00	1	EPA 8260D	10/03/2025 07:00	10/04/2025 03:36	PMB
								Certifications:	CTDPH-PH-0840,NYSDOH-NY10854,NYSDOH-NY12058,NJDEP		
75-15-0	Carbon disulfide	ND		ug/L	0.362	0.500	1	EPA 8260D	10/03/2025 07:00	10/04/2025 03:36	PMB
								Certifications:	CTDPH-PH-0840,NYSDOH-NY10854,NYSDOH-NY12058,NJDEP		
56-23-5	Carbon tetrachloride	ND		ug/L	0.204	0.500	1	EPA 8260D	10/03/2025 07:00	10/04/2025 03:36	PMB
								Certifications:	CTDPH-PH-0840,NYSDOH-NY10854,NYSDOH-NY12058,NJDEP		
108-90-7	Chlorobenzene	ND		ug/L	0.284	0.500	1	EPA 8260D	10/03/2025 07:00	10/04/2025 03:36	PMB
								Certifications:	CTDPH-PH-0840,NYSDOH-NY10854,NYSDOH-NY12058,NJDEP		
75-00-3	Chloroethane	ND		ug/L	0.448	0.500	1	EPA 8260D	10/03/2025 07:00	10/04/2025 03:36	PMB
								Certifications:	CTDPH-PH-0840,NYSDOH-NY10854,NYSDOH-NY12058,NJDEP		

Sample Information

Client Sample ID: MW-33 **York Sample ID:** 25I1856-02

York Project (SDG) No.	Client Project ID	Matrix	Collection Date/Time	Date Received
25I1856	2222575 136 Fuller Road	Ground Water	September 25, 2025 10:10 am	09/26/2025

VOA, 8260 LOW MASTER **Log-in Notes:** **Sample Notes:**

Sample Prepared by Method: EPA 5030B

CAS No.	Parameter	Result	Flag	Units	Reported to LOD/MDL	LOQ	Dilution	Reference Method	Date/Time Prepared	Date/Time Analyzed	Analyst
67-66-3	Chloroform	ND		ug/L	0.243	0.500	1	EPA 8260D Certifications:	10/03/2025 07:00	10/04/2025 03:36	PMB CTDPH-PH-0840,NYSDOH-NY10854,NYSDOH-NY12058,NJDEP
74-87-3	Chloromethane	ND		ug/L	0.372	0.500	1	EPA 8260D Certifications:	10/03/2025 07:00	10/04/2025 03:36	PMB CTDPH-PH-0840,NYSDOH-NY10854,NYSDOH-NY12058,NJDEP
156-59-2	**cis-1,2-Dichloroethylene**	**6.34**		ug/L	0.294	0.500	1	EPA 8260D Certifications:	10/03/2025 07:00	10/04/2025 03:36	PMB CTDPH-PH-0840,NYSDOH-NY10854,NYSDOH-NY12058,NJDEI
10061-01-5	cis-1,3-Dichloropropylene	ND		ug/L	0.262	0.500	1	EPA 8260D Certifications:	10/03/2025 07:00	10/04/2025 03:36	PMB CTDPH-PH-0840,NYSDOH-NY10854,NYSDOH-NY12058,NJDEP
110-82-7	Cyclohexane	ND		ug/L	0.491	0.500	1	EPA 8260D Certifications:	10/03/2025 07:00	10/04/2025 03:36	PMB NYSDOH-NY10854,NYSDOH-NY12058,NJDEP-CT005,PADEP-6
124-48-1	Dibromochloromethane	ND		ug/L	0.146	0.500	1	EPA 8260D Certifications:	10/03/2025 07:00	10/04/2025 03:36	PMB CTDPH-PH-0840,NYSDOH-NY10854,NYSDOH-NY12058,NJDEP
75-71-8	**Dichlorodifluoromethane**	**4.31**	ICVE	ug/L	0.451	0.500	1	EPA 8260D Certifications:	10/03/2025 07:00	10/04/2025 03:36	PMB NYSDOH-NY10854,NYSDOH-NY12058,NJDEP-CT005,PADEP-6
100-41-4	**Ethyl Benzene**	**0.660**		ug/L	0.290	0.500	1	EPA 8260D Certifications:	10/03/2025 07:00	10/04/2025 03:36	PMB CTDPH-PH-0840,NYSDOH-NY10854,NYSDOH-NY12058,NJDEI
98-82-8	Isopropylbenzene	ND		ug/L	0.405	0.500	1	EPA 8260D Certifications:	10/03/2025 07:00	10/04/2025 03:36	PMB CTDPH-PH-0840,NYSDOH-NY10854,NYSDOH-NY12058,NJDEP
79-20-9	Methyl acetate	ND	QL-02	ug/L	0.442	0.500	1	EPA 8260D Certifications:	10/03/2025 07:00	10/04/2025 03:36	PMB NYSDOH-NY10854,NYSDOH-NY12058,NJDEP-CT005,PADEP-6
1634-04-4	Methyl tert-butyl ether (MTBE)	ND		ug/L	0.244	0.500	1	EPA 8260D Certifications:	10/03/2025 07:00	10/04/2025 03:36	PMB CTDPH-PH-0840,NYSDOH-NY10854,NYSDOH-NY12058,NJDEP
108-87-2	Methylcyclohexane	ND		ug/L	0.477	0.500	1	EPA 8260D Certifications:	10/03/2025 07:00	10/04/2025 03:36	PMB NYSDOH-NY10854,NYSDOH-NY12058,NJDEP-CT005,PADEP-6
75-09-2	Methylene chloride	ND		ug/L	0.397	2.00	1	EPA 8260D Certifications:	10/03/2025 07:00	10/04/2025 03:36	PMB CTDPH-PH-0840,NYSDOH-NY10854,NYSDOH-NY12058,NJDEP
95-47-6	o-Xylene	ND		ug/L	0.261	0.500	1	EPA 8260D Certifications:	10/03/2025 07:00	10/04/2025 03:36	PMB CTDPH-PH-0840,NYSDOH-NY10854,NYSDOH-NY12058,PADEP
179601-23-1	p- & m- Xylenes	ND		ug/L	0.578	1.00	1	EPA 8260D Certifications:	10/03/2025 07:00	10/04/2025 03:36	PMB CTDPH-PH-0840,NYSDOH-NY10854,NYSDOH-NY12058,PADEP
99-87-6	p-Isopropyltoluene	ND		ug/L	0.377	0.500	1	EPA 8260D Certifications:	10/03/2025 07:00	10/04/2025 03:36	PMB CTDPH-PH-0840,NYSDOH-NY10854,NYSDOH-NY12058,NJDEP
100-42-5	Styrene	ND		ug/L	0.255	0.500	1	EPA 8260D Certifications:	10/03/2025 07:00	10/04/2025 03:36	PMB CTDPH-PH-0840,NYSDOH-NY10854,NYSDOH-NY12058,NJDEP
127-18-4	**Tetrachloroethylene**	**19.2**	CCVE	ug/L	0.239	0.500	1	EPA 8260D Certifications:	10/03/2025 07:00	10/04/2025 03:36	PMB CTDPH-PH-0840,NYSDOH-NY10854,NYSDOH-NY12058,NJDEI
108-88-3	Toluene	ND		ug/L	0.346	0.500	1	EPA 8260D Certifications:	10/03/2025 07:00	10/04/2025 03:36	PMB CTDPH-PH-0840,NYSDOH-NY10854,NYSDOH-NY12058,NJDEP
156-60-5	trans-1,2-Dichloroethylene	ND		ug/L	0.279	0.500	1	EPA 8260D Certifications:	10/03/2025 07:00	10/04/2025 03:36	PMB CTDPH-PH-0840,NYSDOH-NY10854,NYSDOH-NY12058,NJDEP
10061-02-6	trans-1,3-Dichloropropylene	ND		ug/L	0.229	0.500	1	EPA 8260D Certifications:	10/03/2025 07:00	10/04/2025 03:36	PMB CTDPH-PH-0840,NYSDOH-NY10854,NYSDOH-NY12058,NJDEP
79-01-6	**Trichloroethylene**	**4.63**		ug/L	0.249	0.500	1	EPA 8260D Certifications:	10/03/2025 07:00	10/04/2025 03:36	PMB CTDPH-PH-0840,NYSDOH-NY10854,NYSDOH-NY12058,NJDEI
75-69-4	**Trichlorofluoromethane**	**7.50**		ug/L	0.337	0.500	1	EPA 8260D Certifications:	10/03/2025 07:00	10/04/2025 03:36	PMB CTDPH-PH-0840,NYSDOH-NY10854,NYSDOH-NY12058,NJDEI

Sample Information

Client Sample ID: MW-33 **York Sample ID:** 25I1856-02

York Project (SDG) No.	Client Project ID	Matrix	Collection Date/Time	Date Received
25I1856	2222575 136 Fuller Road	Ground Water	September 25, 2025 10:10 am	09/26/2025

VOA, 8260 LOW MASTER

Log-in Notes:

Sample Notes:

Sample Prepared by Method: EPA 5030B

CAS No.	Parameter	Result	Flag	Units	Reported to LOD/MDL	LOQ	Dilution	Reference Method	Date/Time Prepared	Date/Time Analyzed	Analyst
75-01-4	Vinyl Chloride	ND		ug/L	0.469	0.500	1	EPA 8260D Certifications:	10/03/2025 07:00 CTDPH-PH-0840,NYSDOH-NY10854,NYSDOH-NY12058,NJDEP	10/04/2025 03:36	PMB
1330-20-7	Xylenes, Total	ND		ug/L	0.839	1.50	1	EPA 8260D Certifications:	10/03/2025 07:00 CTDPH-PH-0840,NYSDOH-NY10854,NYSDOH-NY12058,NJDEP	10/04/2025 03:36	PMB

	Surrogate Recoveries	Result	Acceptance Range
17060-07-0	*Surrogate: SURR: 1,2-Dichloroethane-d4*	*103 %*	*70-130*
2037-26-5	*Surrogate: SURR: Toluene-d8*	*107 %*	*70-130*
460-00-4	*Surrogate: SURR: p-Bromofluorobenzene*	*102 %*	*70-130*

Sample Information

Client Sample ID: MW-32 **York Sample ID:** 25I1856-03

York Project (SDG) No.	Client Project ID	Matrix	Collection Date/Time	Date Received
25I1856	2222575 136 Fuller Road	Ground Water	September 25, 2025 11:01 am	09/26/2025

VOA, 8260 LOW MASTER

Log-in Notes:

Sample Notes:

Sample Prepared by Method: EPA 5030B

CAS No.	Parameter	Result	Flag	Units	Reported to LOD/MDL	LOQ	Dilution	Reference Method	Date/Time Prepared	Date/Time Analyzed	Analyst
71-55-6	**1,1,1-Trichloroethane**	**876**		ug/L	13.3	25.0	50	EPA 8260D Certifications:	10/06/2025 07:00 CTDPH-PH-0840,NYSDOH-NY10854,NYSDOH-NY12058,NJDEI	10/06/2025 17:06	PMB
79-34-5	1,1,2,2-Tetrachloroethane	ND		ug/L	0.256	0.500	1	EPA 8260D Certifications:	10/03/2025 07:00 CTDPH-PH-0840,NYSDOH-NY10854,NYSDOH-NY12058,NJDEP	10/04/2025 04:04	PMB
76-13-1	1,1,2-Trichloro-1,2,2-trifluoroethane (Freon 113)	ND		ug/L	0.286	0.500	1	EPA 8260D Certifications:	10/03/2025 07:00 CTDPH-PH-0840,NYSDOH-NY10854,NYSDOH-NY12058,NJDEP	10/04/2025 04:04	PMB
79-00-5	1,1,2-Trichloroethane	ND		ug/L	0.249	0.500	1	EPA 8260D Certifications:	10/03/2025 07:00 CTDPH-PH-0840,NYSDOH-NY10854,NYSDOH-NY12058,NJDEP	10/04/2025 04:04	PMB
75-34-3	**1,1-Dichloroethane**	**75.5**		ug/L	0.272	0.500	1	EPA 8260D Certifications:	10/03/2025 07:00 CTDPH-PH-0840,NYSDOH-NY10854,NYSDOH-NY12058,NJDEI	10/04/2025 04:04	PMB
75-35-4	**1,1-Dichloroethylene**	**75.0**		ug/L	0.327	0.500	1	EPA 8260D Certifications:	10/03/2025 07:00 CTDPH-PH-0840,NYSDOH-NY10854,NYSDOH-NY12058,NJDEI	10/04/2025 04:04	PMB
87-61-6	1,2,3-Trichlorobenzene	ND		ug/L	0.222	0.500	1	EPA 8260D Certifications:	10/03/2025 07:00 NYSDOH-NY10854,NYSDOH-NY12058,NJDEP-CT005,PADEP-6	10/04/2025 04:04	PMB
120-82-1	1,2,4-Trichlorobenzene	ND		ug/L	0.138	0.500	1	EPA 8260D Certifications:	10/03/2025 07:00 NYSDOH-NY10854,NYSDOH-NY12058,NJDEP-CT005,PADEP-6	10/04/2025 04:04	PMB
96-12-8	1,2-Dibromo-3-chloropropane	ND		ug/L	0.432	0.500	1	EPA 8260D Certifications:	10/03/2025 07:00 CTDPH-PH-0840,NYSDOH-NY10854,NYSDOH-NY12058,NJDEP	10/04/2025 04:04	PMB
106-93-4	1,2-Dibromoethane	ND		ug/L	0.215	0.500	1	EPA 8260D Certifications:	10/03/2025 07:00 CTDPH-PH-0840,NYSDOH-NY10854,NYSDOH-NY12058,NJDEP	10/04/2025 04:04	PMB
95-50-1	1,2-Dichlorobenzene	ND		ug/L	0.270	0.500	1	EPA 8260D Certifications:	10/03/2025 07:00 CTDPH-PH-0840,NYSDOH-NY10854,NYSDOH-NY12058,NJDEP	10/04/2025 04:04	PMB

Sample Information

Client Sample ID: MW-32 **York Sample ID:** 25I1856-03

York Project (SDG) No.	Client Project ID	Matrix	Collection Date/Time	Date Received
25I1856	2222575 136 Fuller Road	Ground Water	September 25, 2025 11:01 am	09/26/2025

VOA, 8260 LOW MASTER **Log-in Notes:** **Sample Notes:**

Sample Prepared by Method: EPA 5030B

CAS No.	Parameter	Result	Flag	Units	Reported to LOD/MDL	LOQ	Dilution	Reference Method	Date/Time Prepared	Date/Time Analyzed	Analyst
107-06-2	**1,2-Dichloroethane**	**1.43**		ug/L	0.377	0.500	1	EPA 8260D	10/03/2025 07:00	10/04/2025 04:04	PMB
								Certifications:	CTDPH-PH-0840,NYSDOH-NY10854,NYSDOH-NY12058,NJDEI		
78-87-5	1,2-Dichloropropane	ND		ug/L	0.327	0.500	1	EPA 8260D	10/03/2025 07:00	10/04/2025 04:04	PMB
								Certifications:	CTDPH-PH-0840,NYSDOH-NY10854,NYSDOH-NY12058,NJDEP		
541-73-1	1,3-Dichlorobenzene	ND		ug/L	0.283	0.500	1	EPA 8260D	10/03/2025 07:00	10/04/2025 04:04	PMB
								Certifications:	CTDPH-PH-0840,NYSDOH-NY10854,NYSDOH-NY12058,NJDEP		
106-46-7	1,4-Dichlorobenzene	ND		ug/L	0.311	0.500	1	EPA 8260D	10/03/2025 07:00	10/04/2025 04:04	PMB
								Certifications:	CTDPH-PH-0840,NYSDOH-NY10854,NYSDOH-NY12058,NJDEP		
78-93-3	2-Butanone	ND		ug/L	0.421	0.500	1	EPA 8260D	10/03/2025 07:00	10/04/2025 04:04	PMB
								Certifications:	CTDPH-PH-0840,NYSDOH-NY10854,NYSDOH-NY12058,NJDEP		
591-78-6	**2-Hexanone**	**1.01**		ug/L	0.320	0.500	1	EPA 8260D	10/03/2025 07:00	10/04/2025 04:04	PMB
								Certifications:	CTDPH-PH-0840,NYSDOH-NY10854,NYSDOH-NY12058,NJDEI		
108-10-1	4-Methyl-2-pentanone	ND		ug/L	0.365	0.500	1	EPA 8260D	10/03/2025 07:00	10/04/2025 04:04	PMB
								Certifications:	CTDPH-PH-0840,NYSDOH-NY10854,NYSDOH-NY12058,NJDEP		
67-64-1	**Acetone**	**3.22**		ug/L	1.34	2.00	1	EPA 8260D	10/03/2025 07:00	10/04/2025 04:04	PMB
								Certifications:	CTDPH-PH-0840,NYSDOH-NY10854,NYSDOH-NY12058,NJDEI		
71-43-2	**Benzene**	**0.300**		ug/L	0.279	0.500	1	EPA 8260D	10/03/2025 07:00	10/04/2025 04:04	PMB
								Certifications:	CTDPH-PH-0840,NYSDOH-NY10854,NYSDOH-NY12058,NJDEI		
74-97-5	Bromochloromethane	ND		ug/L	0.354	0.500	1	EPA 8260D	10/03/2025 07:00	10/04/2025 04:04	PMB
								Certifications:	NYSDOH-NY10854,NYSDOH-NY12058,NJDEP-CT005,PADEP-6		
75-27-4	Bromodichloromethane	ND		ug/L	0.245	0.500	1	EPA 8260D	10/03/2025 07:00	10/04/2025 04:04	PMB
								Certifications:	CTDPH-PH-0840,NYSDOH-NY10854,NYSDOH-NY12058,NJDEP		
75-25-2	Bromoform	ND		ug/L	0.163	0.500	1	EPA 8260D	10/03/2025 07:00	10/04/2025 04:04	PMB
								Certifications:	CTDPH-PH-0840,NYSDOH-NY10854,NYSDOH-NY12058,NJDEP		
74-83-9	Bromomethane	ND		ug/L	0.500	2.00	1	EPA 8260D	10/03/2025 07:00	10/04/2025 04:04	PMB
								Certifications:	CTDPH-PH-0840,NYSDOH-NY10854,NYSDOH-NY12058,NJDEP		
75-15-0	Carbon disulfide	ND		ug/L	0.362	0.500	1	EPA 8260D	10/03/2025 07:00	10/04/2025 04:04	PMB
								Certifications:	CTDPH-PH-0840,NYSDOH-NY10854,NYSDOH-NY12058,NJDEP		
56-23-5	Carbon tetrachloride	ND		ug/L	0.204	0.500	1	EPA 8260D	10/03/2025 07:00	10/04/2025 04:04	PMB
								Certifications:	CTDPH-PH-0840,NYSDOH-NY10854,NYSDOH-NY12058,NJDEP		
108-90-7	Chlorobenzene	ND		ug/L	0.284	0.500	1	EPA 8260D	10/03/2025 07:00	10/04/2025 04:04	PMB
								Certifications:	CTDPH-PH-0840,NYSDOH-NY10854,NYSDOH-NY12058,NJDEP		
75-00-3	Chloroethane	ND		ug/L	0.448	0.500	1	EPA 8260D	10/03/2025 07:00	10/04/2025 04:04	PMB
								Certifications:	CTDPH-PH-0840,NYSDOH-NY10854,NYSDOH-NY12058,NJDEP		
67-66-3	Chloroform	ND		ug/L	0.243	0.500	1	EPA 8260D	10/03/2025 07:00	10/04/2025 04:04	PMB
								Certifications:	CTDPH-PH-0840,NYSDOH-NY10854,NYSDOH-NY12058,NJDEP		
74-87-3	Chloromethane	ND		ug/L	0.372	0.500	1	EPA 8260D	10/03/2025 07:00	10/04/2025 04:04	PMB
								Certifications:	CTDPH-PH-0840,NYSDOH-NY10854,NYSDOH-NY12058,NJDEP		
156-59-2	**cis-1,2-Dichloroethylene**	**528**		ug/L	14.7	25.0	50	EPA 8260D	10/06/2025 07:00	10/06/2025 17:06	PMB
								Certifications:	CTDPH-PH-0840,NYSDOH-NY10854,NYSDOH-NY12058,NJDEI		
10061-01-5	cis-1,3-Dichloropropylene	ND		ug/L	0.262	0.500	1	EPA 8260D	10/03/2025 07:00	10/04/2025 04:04	PMB
								Certifications:	CTDPH-PH-0840,NYSDOH-NY10854,NYSDOH-NY12058,NJDEP		
110-82-7	Cyclohexane	ND		ug/L	0.491	0.500	1	EPA 8260D	10/03/2025 07:00	10/04/2025 04:04	PMB
								Certifications:	NYSDOH-NY10854,NYSDOH-NY12058,NJDEP-CT005,PADEP-6		
124-48-1	Dibromochloromethane	ND		ug/L	0.146	0.500	1	EPA 8260D	10/03/2025 07:00	10/04/2025 04:04	PMB
								Certifications:	CTDPH-PH-0840,NYSDOH-NY10854,NYSDOH-NY12058,NJDEP		

Sample Information

Client Sample ID: MW-32 **York Sample ID:** 25I1856-03

York Project (SDG) No.	Client Project ID	Matrix	Collection Date/Time	Date Received
25I1856	2222575 136 Fuller Road	Ground Water	September 25, 2025 11:01 am	09/26/2025

VOA, 8260 LOW MASTER **Log-in Notes:** **Sample Notes:**

Sample Prepared by Method: EPA 5030B

CAS No.	Parameter	Result	Flag	Units	Reported to LOD/MDL	LOQ	Dilution	Reference Method	Date/Time Prepared	Date/Time Analyzed	Analyst
75-71-8	**Dichlorodifluoromethane**	**1.82**	ICVE	ug/L	0.451	0.500	1	EPA 8260D	10/03/2025 07:00	10/04/2025 04:04	PMB
								Certifications:	NYSDOH-NY10854,NYSDOH-NY12058,NJDEP-CT005,PADEP-6		
100-41-4	Ethyl Benzene	ND		ug/L	0.290	0.500	1	EPA 8260D	10/03/2025 07:00	10/04/2025 04:04	PMB
								Certifications:	CTDPH-PH-0840,NYSDOH-NY10854,NYSDOH-NY12058,NJDEP		
98-82-8	Isopropylbenzene	ND		ug/L	0.405	0.500	1	EPA 8260D	10/03/2025 07:00	10/04/2025 04:04	PMB
								Certifications:	CTDPH-PH-0840,NYSDOH-NY10854,NYSDOH-NY12058,NJDEP		
79-20-9	Methyl acetate	ND	QL-02	ug/L	0.442	0.500	1	EPA 8260D	10/03/2025 07:00	10/04/2025 04:04	PMB
								Certifications:	NYSDOH-NY10854,NYSDOH-NY12058,NJDEP-CT005,PADEP-6		
1634-04-4	**Methyl tert-butyl ether (MTBE)**	**0.350**		ug/L	0.244	0.500	1	EPA 8260D	10/03/2025 07:00	10/04/2025 04:04	PMB
								Certifications:	CTDPH-PH-0840,NYSDOH-NY10854,NYSDOH-NY12058,NJDEI		
108-87-2	**Methylcyclohexane**	**1.57**		ug/L	0.477	0.500	1	EPA 8260D	10/03/2025 07:00	10/04/2025 04:04	PMB
								Certifications:	NYSDOH-NY10854,NYSDOH-NY12058,NJDEP-CT005,PADEP-6		
75-09-2	Methylene chloride	ND		ug/L	0.397	2.00	1	EPA 8260D	10/03/2025 07:00	10/04/2025 04:04	PMB
								Certifications:	CTDPH-PH-0840,NYSDOH-NY10854,NYSDOH-NY12058,NJDEP		
95-47-6	o-Xylene	ND		ug/L	0.261	0.500	1	EPA 8260D	10/03/2025 07:00	10/04/2025 04:04	PMB
								Certifications:	CTDPH-PH-0840,NYSDOH-NY10854,NYSDOH-NY12058,PADEP		
179601-23-1	p- & m- Xylenes	ND		ug/L	0.578	1.00	1	EPA 8260D	10/03/2025 07:00	10/04/2025 04:04	PMB
								Certifications:	CTDPH-PH-0840,NYSDOH-NY10854,NYSDOH-NY12058,PADEP		
99-87-6	p-Isopropyltoluene	ND		ug/L	0.377	0.500	1	EPA 8260D	10/03/2025 07:00	10/04/2025 04:04	PMB
								Certifications:	CTDPH-PH-0840,NYSDOH-NY10854,NYSDOH-NY12058,NJDEP		
100-42-5	Styrene	ND		ug/L	0.255	0.500	1	EPA 8260D	10/03/2025 07:00	10/04/2025 04:04	PMB
								Certifications:	CTDPH-PH-0840,NYSDOH-NY10854,NYSDOH-NY12058,NJDEP		
127-18-4	**Tetrachloroethylene**	**3500**		ug/L	12.0	25.0	50	EPA 8260D	10/06/2025 07:00	10/06/2025 17:06	PMB
								Certifications:	CTDPH-PH-0840,NYSDOH-NY10854,NYSDOH-NY12058,NJDEI		
108-88-3	Toluene	ND		ug/L	0.346	0.500	1	EPA 8260D	10/03/2025 07:00	10/04/2025 04:04	PMB
								Certifications:	CTDPH-PH-0840,NYSDOH-NY10854,NYSDOH-NY12058,NJDEP		
156-60-5	**trans-1,2-Dichloroethylene**	**5.49**		ug/L	0.279	0.500	1	EPA 8260D	10/03/2025 07:00	10/04/2025 04:04	PMB
								Certifications:	CTDPH-PH-0840,NYSDOH-NY10854,NYSDOH-NY12058,NJDEI		
10061-02-6	trans-1,3-Dichloropropylene	ND		ug/L	0.229	0.500	1	EPA 8260D	10/03/2025 07:00	10/04/2025 04:04	PMB
								Certifications:	CTDPH-PH-0840,NYSDOH-NY10854,NYSDOH-NY12058,NJDEP		
79-01-6	**Trichloroethylene**	**206**		ug/L	12.4	25.0	50	EPA 8260D	10/06/2025 07:00	10/06/2025 17:06	PMB
								Certifications:	CTDPH-PH-0840,NYSDOH-NY10854,NYSDOH-NY12058,NJDEI		
75-69-4	**Trichlorofluoromethane**	**1.27**		ug/L	0.337	0.500	1	EPA 8260D	10/03/2025 07:00	10/04/2025 04:04	PMB
								Certifications:	CTDPH-PH-0840,NYSDOH-NY10854,NYSDOH-NY12058,NJDEI		
75-01-4	**Vinyl Chloride**	**0.580**		ug/L	0.469	0.500	1	EPA 8260D	10/03/2025 07:00	10/04/2025 04:04	PMB
								Certifications:	CTDPH-PH-0840,NYSDOH-NY10854,NYSDOH-NY12058,NJDEI		
1330-20-7	Xylenes, Total	ND		ug/L	0.839	1.50	1	EPA 8260D	10/03/2025 07:00	10/04/2025 04:04	PMB
								Certifications:	CTDPH-PH-0840,NYSDOH-NY10854,NYSDOH-NY12058,NJDEP		

	Surrogate Recoveries	Result	Acceptance Range
17060-07-0	*Surrogate: SURR: 1,2-Dichloroethane-d4*	*110 %*	*70-130*
2037-26-5	*Surrogate: SURR: Toluene-d8*	*105 %*	*70-130*
460-00-4	*Surrogate: SURR: p-Bromofluorobenzene*	*99.2 %*	*70-130*

Sample Information

Client Sample ID: MW-30 **York Sample ID:** 25I1856-04

York Project (SDG) No.	Client Project ID	Matrix	Collection Date/Time	Date Received
25I1856	2222575 136 Fuller Road	Ground Water	September 25, 2025 11:50 am	09/26/2025

VOA, 8260 LOW MASTER **Log-in Notes:** **Sample Notes:**

Sample Prepared by Method: EPA 5030B

CAS No.	Parameter	Result	Flag	Units	Reported to LOD/MDL	LOQ	Dilution	Reference Method	Date/Time Prepared	Date/Time Analyzed	Analyst
71-55-6	**1,1,1-Trichloroethane**	**754**		ug/L	13.3	25.0	50	EPA 8260D	10/06/2025 07:00	10/06/2025 18:04	PMB
								Certifications:	CTDPH-PH-0840,NYSDOH-NY10854,NYSDOH-NY12058,NJDEI		
79-34-5	1,1,2,2-Tetrachloroethane	ND		ug/L	0.256	0.500	1	EPA 8260D	10/03/2025 07:00	10/04/2025 05:30	PMB
								Certifications:	CTDPH-PH-0840,NYSDOH-NY10854,NYSDOH-NY12058,NJDEP		
76-13-1	1,1,2-Trichloro-1,2,2-trifluoroethane (Freon 113)	ND		ug/L	0.286	0.500	1	EPA 8260D	10/03/2025 07:00	10/04/2025 05:30	PMB
								Certifications:	CTDPH-PH-0840,NYSDOH-NY10854,NYSDOH-NY12058,NJDEP		
79-00-5	1,1,2-Trichloroethane	ND		ug/L	0.249	0.500	1	EPA 8260D	10/03/2025 07:00	10/04/2025 05:30	PMB
								Certifications:	CTDPH-PH-0840,NYSDOH-NY10854,NYSDOH-NY12058,NJDEP		
75-34-3	**1,1-Dichloroethane**	**196**		ug/L	13.6	25.0	50	EPA 8260D	10/06/2025 07:00	10/06/2025 18:04	PMB
								Certifications:	CTDPH-PH-0840,NYSDOH-NY10854,NYSDOH-NY12058,NJDEI		
75-35-4	**1,1-Dichloroethylene**	**51.7**		ug/L	0.327	0.500	1	EPA 8260D	10/03/2025 07:00	10/04/2025 05:30	PMB
								Certifications:	CTDPH-PH-0840,NYSDOH-NY10854,NYSDOH-NY12058,NJDEI		
87-61-6	1,2,3-Trichlorobenzene	ND		ug/L	0.222	0.500	1	EPA 8260D	10/03/2025 07:00	10/04/2025 05:30	PMB
								Certifications:	NYSDOH-NY10854,NYSDOH-NY12058,NJDEP-CT005,PADEP-68		
120-82-1	1,2,4-Trichlorobenzene	ND		ug/L	0.138	0.500	1	EPA 8260D	10/03/2025 07:00	10/04/2025 05:30	PMB
								Certifications:	NYSDOH-NY10854,NYSDOH-NY12058,NJDEP-CT005,PADEP-68		
96-12-8	1,2-Dibromo-3-chloropropane	ND		ug/L	0.432	0.500	1	EPA 8260D	10/03/2025 07:00	10/04/2025 05:30	PMB
								Certifications:	CTDPH-PH-0840,NYSDOH-NY10854,NYSDOH-NY12058,NJDEP		
106-93-4	1,2-Dibromoethane	ND		ug/L	0.215	0.500	1	EPA 8260D	10/03/2025 07:00	10/04/2025 05:30	PMB
								Certifications:	CTDPH-PH-0840,NYSDOH-NY10854,NYSDOH-NY12058,NJDEP		
95-50-1	1,2-Dichlorobenzene	ND		ug/L	0.270	0.500	1	EPA 8260D	10/03/2025 07:00	10/04/2025 05:30	PMB
								Certifications:	CTDPH-PH-0840,NYSDOH-NY10854,NYSDOH-NY12058,NJDEP		
107-06-2	**1,2-Dichloroethane**	**1.74**		ug/L	0.377	0.500	1	EPA 8260D	10/03/2025 07:00	10/04/2025 05:30	PMB
								Certifications:	CTDPH-PH-0840,NYSDOH-NY10854,NYSDOH-NY12058,NJDEI		
78-87-5	1,2-Dichloropropane	ND		ug/L	0.327	0.500	1	EPA 8260D	10/03/2025 07:00	10/04/2025 05:30	PMB
								Certifications:	CTDPH-PH-0840,NYSDOH-NY10854,NYSDOH-NY12058,NJDEP		
541-73-1	1,3-Dichlorobenzene	ND		ug/L	0.283	0.500	1	EPA 8260D	10/03/2025 07:00	10/04/2025 05:30	PMB
								Certifications:	CTDPH-PH-0840,NYSDOH-NY10854,NYSDOH-NY12058,NJDEP		
106-46-7	1,4-Dichlorobenzene	ND		ug/L	0.311	0.500	1	EPA 8260D	10/03/2025 07:00	10/04/2025 05:30	PMB
								Certifications:	CTDPH-PH-0840,NYSDOH-NY10854,NYSDOH-NY12058,NJDEP		
78-93-3	2-Butanone	ND		ug/L	0.421	0.500	1	EPA 8260D	10/03/2025 07:00	10/04/2025 05:30	PMB
								Certifications:	CTDPH-PH-0840,NYSDOH-NY10854,NYSDOH-NY12058,NJDEP		
591-78-6	2-Hexanone	ND		ug/L	0.320	0.500	1	EPA 8260D	10/03/2025 07:00	10/04/2025 05:30	PMB
								Certifications:	CTDPH-PH-0840,NYSDOH-NY10854,NYSDOH-NY12058,NJDEP		
108-10-1	4-Methyl-2-pentanone	ND		ug/L	0.365	0.500	1	EPA 8260D	10/03/2025 07:00	10/04/2025 05:30	PMB
								Certifications:	CTDPH-PH-0840,NYSDOH-NY10854,NYSDOH-NY12058,NJDEP		
67-64-1	**Acetone**	**10.4**		ug/L	1.34	2.00	1	EPA 8260D	10/03/2025 07:00	10/04/2025 05:30	PMB
								Certifications:	CTDPH-PH-0840,NYSDOH-NY10854,NYSDOH-NY12058,NJDEI		
71-43-2	**Benzene**	**1.15**		ug/L	0.279	0.500	1	EPA 8260D	10/03/2025 07:00	10/04/2025 05:30	PMB
								Certifications:	CTDPH-PH-0840,NYSDOH-NY10854,NYSDOH-NY12058,NJDEI		
74-97-5	Bromochloromethane	ND		ug/L	0.354	0.500	1	EPA 8260D	10/03/2025 07:00	10/04/2025 05:30	PMB
								Certifications:	NYSDOH-NY10854,NYSDOH-NY12058,NJDEP-CT005,PADEP-68		
75-27-4	Bromodichloromethane	ND		ug/L	0.245	0.500	1	EPA 8260D	10/03/2025 07:00	10/04/2025 05:30	PMB
								Certifications:	CTDPH-PH-0840,NYSDOH-NY10854,NYSDOH-NY12058,NJDEP		
75-25-2	**Bromoform**	**5.11**		ug/L	0.163	0.500	1	EPA 8260D	10/03/2025 07:00	10/04/2025 05:30	PMB
								Certifications:	CTDPH-PH-0840,NYSDOH-NY10854,NYSDOH-NY12058,NJDEI		

Sample Information

Client Sample ID: MW-30 **York Sample ID:** 25I1856-04

York Project (SDG) No.	Client Project ID	Matrix	Collection Date/Time	Date Received
25I1856	2222575 136 Fuller Road	Ground Water	September 25, 2025 11:50 am	09/26/2025

VOA, 8260 LOW MASTER **Log-in Notes:** **Sample Notes:**

Sample Prepared by Method: EPA 5030B

CAS No.	Parameter	Result	Flag	Units	Reported to LOD/MDL	LOQ	Dilution	Reference Method	Date/Time Prepared	Date/Time Analyzed	Analyst
74-83-9	Bromomethane	ND		ug/L	0.500	2.00	1	EPA 8260D Certifications:	10/03/2025 07:00 CTDPH-PH-0840,NYSDOH-NY10854,NYSDOH-NY12058,NJDEP	10/04/2025 05:30	PMB
75-15-0	**Carbon disulfide**	**0.710**		ug/L	0.362	0.500	1	EPA 8260D Certifications:	10/03/2025 07:00 CTDPH-PH-0840,NYSDOH-NY10854,NYSDOH-NY12058,NJDEI	10/04/2025 05:30	PMB
56-23-5	Carbon tetrachloride	ND		ug/L	0.204	0.500	1	EPA 8260D Certifications:	10/03/2025 07:00 CTDPH-PH-0840,NYSDOH-NY10854,NYSDOH-NY12058,NJDEP	10/04/2025 05:30	PMB
108-90-7	**Chlorobenzene**	**0.490**		ug/L	0.284	0.500	1	EPA 8260D Certifications:	10/03/2025 07:00 CTDPH-PH-0840,NYSDOH-NY10854,NYSDOH-NY12058,NJDEI	10/04/2025 05:30	PMB
75-00-3	**Chloroethane**	**22.3**		ug/L	0.448	0.500	1	EPA 8260D Certifications:	10/03/2025 07:00 CTDPH-PH-0840,NYSDOH-NY10854,NYSDOH-NY12058,NJDEI	10/04/2025 05:30	PMB
67-66-3	**Chloroform**	**0.460**		ug/L	0.243	0.500	1	EPA 8260D Certifications:	10/03/2025 07:00 CTDPH-PH-0840,NYSDOH-NY10854,NYSDOH-NY12058,NJDEI	10/04/2025 05:30	PMB
74-87-3	Chloromethane	ND		ug/L	0.372	0.500	1	EPA 8260D Certifications:	10/03/2025 07:00 CTDPH-PH-0840,NYSDOH-NY10854,NYSDOH-NY12058,NJDEP	10/04/2025 05:30	PMB
156-59-2	**cis-1,2-Dichloroethylene**	**1120**		ug/L	14.7	25.0	50	EPA 8260D Certifications:	10/06/2025 07:00 CTDPH-PH-0840,NYSDOH-NY10854,NYSDOH-NY12058,NJDEI	10/06/2025 18:04	PMB
10061-01-5	cis-1,3-Dichloropropylene	ND		ug/L	0.262	0.500	1	EPA 8260D Certifications:	10/03/2025 07:00 CTDPH-PH-0840,NYSDOH-NY10854,NYSDOH-NY12058,NJDEP	10/04/2025 05:30	PMB
110-82-7	Cyclohexane	ND		ug/L	0.491	0.500	1	EPA 8260D Certifications:	10/03/2025 07:00 NYSDOH-NY10854,NYSDOH-NY12058,NJDEP-CT005,PADEP-6	10/04/2025 05:30	PMB
124-48-1	Dibromochloromethane	ND		ug/L	0.146	0.500	1	EPA 8260D Certifications:	10/03/2025 07:00 CTDPH-PH-0840,NYSDOH-NY10854,NYSDOH-NY12058,NJDEP	10/04/2025 05:30	PMB
75-71-8	**Dichlorodifluoromethane**	**43.5**		ug/L	22.6	25.0	50	EPA 8260D Certifications:	10/06/2025 07:00 NYSDOH-NY10854,NYSDOH-NY12058,NJDEP-CT005,PADEP-6	10/06/2025 18:04	PMB
100-41-4	**Ethyl Benzene**	**13.8**		ug/L	0.290	0.500	1	EPA 8260D Certifications:	10/03/2025 07:00 CTDPH-PH-0840,NYSDOH-NY10854,NYSDOH-NY12058,NJDEI	10/04/2025 05:30	PMB
98-82-8	**Isopropylbenzene**	**0.610**		ug/L	0.405	0.500	1	EPA 8260D Certifications:	10/03/2025 07:00 CTDPH-PH-0840,NYSDOH-NY10854,NYSDOH-NY12058,NJDEI	10/04/2025 05:30	PMB
79-20-9	Methyl acetate	ND	QL-02	ug/L	0.442	0.500	1	EPA 8260D Certifications:	10/03/2025 07:00 NYSDOH-NY10854,NYSDOH-NY12058,NJDEP-CT005,PADEP-6	10/04/2025 05:30	PMB
1634-04-4	Methyl tert-butyl ether (MTBE)	ND		ug/L	0.244	0.500	1	EPA 8260D Certifications:	10/03/2025 07:00 CTDPH-PH-0840,NYSDOH-NY10854,NYSDOH-NY12058,NJDEP	10/04/2025 05:30	PMB
108-87-2	**Methylcyclohexane**	**1.85**		ug/L	0.477	0.500	1	EPA 8260D Certifications:	10/03/2025 07:00 NYSDOH-NY10854,NYSDOH-NY12058,NJDEP-CT005,PADEP-6	10/04/2025 05:30	PMB
75-09-2	**Methylene chloride**	**0.430**		ug/L	0.397	2.00	1	EPA 8260D Certifications:	10/03/2025 07:00 CTDPH-PH-0840,NYSDOH-NY10854,NYSDOH-NY12058,NJDEI	10/04/2025 05:30	PMB
95-47-6	**o-Xylene**	**52.3**		ug/L	0.261	0.500	1	EPA 8260D Certifications:	10/03/2025 07:00 CTDPH-PH-0840,NYSDOH-NY10854,NYSDOH-NY12058,PADEI	10/04/2025 05:30	PMB
179601-23-1	**p- & m- Xylenes**	**48.6**		ug/L	0.578	1.00	1	EPA 8260D Certifications:	10/03/2025 07:00 CTDPH-PH-0840,NYSDOH-NY10854,NYSDOH-NY12058,PADEI	10/04/2025 05:30	PMB
99-87-6	p-Isopropyltoluene	ND		ug/L	0.377	0.500	1	EPA 8260D Certifications:	10/03/2025 07:00 CTDPH-PH-0840,NYSDOH-NY10854,NYSDOH-NY12058,NJDEP	10/04/2025 05:30	PMB
100-42-5	Styrene	ND		ug/L	0.255	0.500	1	EPA 8260D Certifications:	10/03/2025 07:00 CTDPH-PH-0840,NYSDOH-NY10854,NYSDOH-NY12058,NJDEP	10/04/2025 05:30	PMB

Sample Information

Client Sample ID: MW-30 **York Sample ID:** 25I1856-04

York Project (SDG) No.	Client Project ID	Matrix	Collection Date/Time	Date Received
25I1856	2222575 136 Fuller Road	Ground Water	September 25, 2025 11:50 am	09/26/2025

VOA, 8260 LOW MASTER **Log-in Notes:** **Sample Notes:**

Sample Prepared by Method: EPA 5030B

CAS No.	Parameter	Result	Flag	Units	Reported to LOD/MDL	LOQ	Dilution	Reference Method	Date/Time Prepared	Date/Time Analyzed	Analyst
127-18-4	**Tetrachloroethylene**	**15400**		ug/L	120	250	500	EPA 8260D	10/06/2025 07:00	10/06/2025 18:34	PMB
								Certifications:	CTDPH-PH-0840,NYSDOH-NY10854,NYSDOH-NY12058,NJDEI		
108-88-3	**Toluene**	**50.0**		ug/L	0.346	0.500	1	EPA 8260D	10/03/2025 07:00	10/04/2025 05:30	PMB
								Certifications:	CTDPH-PH-0840,NYSDOH-NY10854,NYSDOH-NY12058,NJDEI		
156-60-5	**trans-1,2-Dichloroethylene**	**25.6**		ug/L	0.279	0.500	1	EPA 8260D	10/03/2025 07:00	10/04/2025 05:30	PMB
								Certifications:	CTDPH-PH-0840,NYSDOH-NY10854,NYSDOH-NY12058,NJDEI		
10061-02-6	trans-1,3-Dichloropropylene	ND		ug/L	0.229	0.500	1	EPA 8260D	10/03/2025 07:00	10/04/2025 05:30	PMB
								Certifications:	CTDPH-PH-0840,NYSDOH-NY10854,NYSDOH-NY12058,NJDEP		
79-01-6	**Trichloroethylene**	**1070**		ug/L	12.4	25.0	50	EPA 8260D	10/06/2025 07:00	10/06/2025 18:04	PMB
								Certifications:	CTDPH-PH-0840,NYSDOH-NY10854,NYSDOH-NY12058,NJDEI		
75-69-4	**Trichlorofluoromethane**	**564**		ug/L	16.8	25.0	50	EPA 8260D	10/06/2025 07:00	10/06/2025 18:04	PMB
								Certifications:	CTDPH-PH-0840,NYSDOH-NY10854,NYSDOH-NY12058,NJDEI		
75-01-4	**Vinyl Chloride**	**45.9**		ug/L	0.469	0.500	1	EPA 8260D	10/03/2025 07:00	10/04/2025 05:30	PMB
								Certifications:	CTDPH-PH-0840,NYSDOH-NY10854,NYSDOH-NY12058,NJDEI		
1330-20-7	**Xylenes, Total**	**101**		ug/L	0.839	1.50	1	EPA 8260D	10/03/2025 07:00	10/04/2025 05:30	PMB
								Certifications:	CTDPH-PH-0840,NYSDOH-NY10854,NYSDOH-NY12058,NJDEI		

	Surrogate Recoveries	Result	Acceptance Range
17060-07-0	*Surrogate: SURR: 1,2-Dichloroethane-d4*	*105 %*	*70-130*
2037-26-5	*Surrogate: SURR: Toluene-d8*	*114 %*	*70-130*
460-00-4	*Surrogate: SURR: p-Bromofluorobenzene*	*97.6 %*	*70-130*

Sample Information

Client Sample ID: MW-27 **York Sample ID:** 25I1856-05

York Project (SDG) No.	Client Project ID	Matrix	Collection Date/Time	Date Received
25I1856	2222575 136 Fuller Road	Ground Water	September 25, 2025 12:58 pm	09/26/2025

VOA, 8260 LOW MASTER **Log-in Notes:** **Sample Notes:**

Sample Prepared by Method: EPA 5030B

CAS No.	Parameter	Result	Flag	Units	Reported to LOD/MDL	LOQ	Dilution	Reference Method	Date/Time Prepared	Date/Time Analyzed	Analyst
71-55-6	**1,1,1-Trichloroethane**	**1.09**		ug/L	0.266	0.500	1	EPA 8260D	10/03/2025 07:00	10/04/2025 05:01	PMB
								Certifications:	CTDPH-PH-0840,NYSDOH-NY10854,NYSDOH-NY12058,NJDEI		
79-34-5	1,1,2,2-Tetrachloroethane	ND		ug/L	0.256	0.500	1	EPA 8260D	10/03/2025 07:00	10/04/2025 05:01	PMB
								Certifications:	CTDPH-PH-0840,NYSDOH-NY10854,NYSDOH-NY12058,NJDEP		
76-13-1	1,1,2-Trichloro-1,2,2-trifluoroethane (Freon 113)	ND		ug/L	0.286	0.500	1	EPA 8260D	10/03/2025 07:00	10/04/2025 05:01	PMB
								Certifications:	CTDPH-PH-0840,NYSDOH-NY10854,NYSDOH-NY12058,NJDEP		
79-00-5	1,1,2-Trichloroethane	ND		ug/L	0.249	0.500	1	EPA 8260D	10/03/2025 07:00	10/04/2025 05:01	PMB
								Certifications:	CTDPH-PH-0840,NYSDOH-NY10854,NYSDOH-NY12058,NJDEP		

Sample Information

Client Sample ID: MW-27 **York Sample ID:** 25I1856-05

York Project (SDG) No.	Client Project ID	Matrix	Collection Date/Time	Date Received
25I1856	2222575 136 Fuller Road	Ground Water	September 25, 2025 12:58 pm	09/26/2025

VOA, 8260 LOW MASTER **Log-in Notes:** **Sample Notes:**

Sample Prepared by Method: EPA 5030B

CAS No.	Parameter	Result	Flag	Units	Reported to LOD/MDL	LOQ	Dilution	Reference Method	Date/Time Prepared	Date/Time Analyzed	Analyst
75-34-3	**1,1-Dichloroethane**	**58.2**		ug/L	2.72	5.00	10	EPA 8260D	10/06/2025 07:00	10/06/2025 19:03	PMB
								Certifications:	CTDPH-PH-0840,NYSDOH-NY10854,NYSDOH-NY12058,NJDEI		
75-35-4	**1,1-Dichloroethylene**	**0.370**		ug/L	0.327	0.500	1	EPA 8260D	10/03/2025 07:00	10/04/2025 05:01	PMB
								Certifications:	CTDPH-PH-0840,NYSDOH-NY10854,NYSDOH-NY12058,NJDEI		
87-61-6	1,2,3-Trichlorobenzene	ND		ug/L	0.222	0.500	1	EPA 8260D	10/03/2025 07:00	10/04/2025 05:01	PMB
								Certifications:	NYSDOH-NY10854,NYSDOH-NY12058,NJDEP-CT005,PADEP-68		
120-82-1	1,2,4-Trichlorobenzene	ND		ug/L	0.138	0.500	1	EPA 8260D	10/03/2025 07:00	10/04/2025 05:01	PMB
								Certifications:	NYSDOH-NY10854,NYSDOH-NY12058,NJDEP-CT005,PADEP-68		
96-12-8	1,2-Dibromo-3-chloropropane	ND		ug/L	0.432	0.500	1	EPA 8260D	10/03/2025 07:00	10/04/2025 05:01	PMB
								Certifications:	CTDPH-PH-0840,NYSDOH-NY10854,NYSDOH-NY12058,NJDEP		
106-93-4	1,2-Dibromoethane	ND		ug/L	0.215	0.500	1	EPA 8260D	10/03/2025 07:00	10/04/2025 05:01	PMB
								Certifications:	CTDPH-PH-0840,NYSDOH-NY10854,NYSDOH-NY12058,NJDEP		
95-50-1	1,2-Dichlorobenzene	ND		ug/L	0.270	0.500	1	EPA 8260D	10/03/2025 07:00	10/04/2025 05:01	PMB
								Certifications:	CTDPH-PH-0840,NYSDOH-NY10854,NYSDOH-NY12058,NJDEP		
107-06-2	1,2-Dichloroethane	ND		ug/L	0.377	0.500	1	EPA 8260D	10/03/2025 07:00	10/04/2025 05:01	PMB
								Certifications:	CTDPH-PH-0840,NYSDOH-NY10854,NYSDOH-NY12058,NJDEP		
78-87-5	1,2-Dichloropropane	ND		ug/L	0.327	0.500	1	EPA 8260D	10/03/2025 07:00	10/04/2025 05:01	PMB
								Certifications:	CTDPH-PH-0840,NYSDOH-NY10854,NYSDOH-NY12058,NJDEP		
541-73-1	1,3-Dichlorobenzene	ND		ug/L	0.283	0.500	1	EPA 8260D	10/03/2025 07:00	10/04/2025 05:01	PMB
								Certifications:	CTDPH-PH-0840,NYSDOH-NY10854,NYSDOH-NY12058,NJDEP		
106-46-7	1,4-Dichlorobenzene	ND		ug/L	0.311	0.500	1	EPA 8260D	10/03/2025 07:00	10/04/2025 05:01	PMB
								Certifications:	CTDPH-PH-0840,NYSDOH-NY10854,NYSDOH-NY12058,NJDEP		
78-93-3	2-Butanone	ND		ug/L	0.421	0.500	1	EPA 8260D	10/03/2025 07:00	10/04/2025 05:01	PMB
								Certifications:	CTDPH-PH-0840,NYSDOH-NY10854,NYSDOH-NY12058,NJDEP		
591-78-6	2-Hexanone	ND		ug/L	0.320	0.500	1	EPA 8260D	10/03/2025 07:00	10/04/2025 05:01	PMB
								Certifications:	CTDPH-PH-0840,NYSDOH-NY10854,NYSDOH-NY12058,NJDEP		
108-10-1	4-Methyl-2-pentanone	ND		ug/L	0.365	0.500	1	EPA 8260D	10/03/2025 07:00	10/04/2025 05:01	PMB
								Certifications:	CTDPH-PH-0840,NYSDOH-NY10854,NYSDOH-NY12058,NJDEP		
67-64-1	**Acetone**	**12.0**		ug/L	1.34	2.00	1	EPA 8260D	10/03/2025 07:00	10/04/2025 05:01	PMB
								Certifications:	CTDPH-PH-0840,NYSDOH-NY10854,NYSDOH-NY12058,NJDEI		
71-43-2	Benzene	ND		ug/L	0.279	0.500	1	EPA 8260D	10/03/2025 07:00	10/04/2025 05:01	PMB
								Certifications:	CTDPH-PH-0840,NYSDOH-NY10854,NYSDOH-NY12058,NJDEP		
74-97-5	Bromochloromethane	ND		ug/L	0.354	0.500	1	EPA 8260D	10/03/2025 07:00	10/04/2025 05:01	PMB
								Certifications:	NYSDOH-NY10854,NYSDOH-NY12058,NJDEP-CT005,PADEP-68		
75-27-4	Bromodichloromethane	ND		ug/L	0.245	0.500	1	EPA 8260D	10/03/2025 07:00	10/04/2025 05:01	PMB
								Certifications:	CTDPH-PH-0840,NYSDOH-NY10854,NYSDOH-NY12058,NJDEP		
75-25-2	Bromoform	ND		ug/L	0.163	0.500	1	EPA 8260D	10/03/2025 07:00	10/04/2025 05:01	PMB
								Certifications:	CTDPH-PH-0840,NYSDOH-NY10854,NYSDOH-NY12058,NJDEP		
74-83-9	Bromomethane	ND		ug/L	0.500	2.00	1	EPA 8260D	10/03/2025 07:00	10/04/2025 05:01	PMB
								Certifications:	CTDPH-PH-0840,NYSDOH-NY10854,NYSDOH-NY12058,NJDEP		
75-15-0	Carbon disulfide	ND		ug/L	0.362	0.500	1	EPA 8260D	10/03/2025 07:00	10/04/2025 05:01	PMB
								Certifications:	CTDPH-PH-0840,NYSDOH-NY10854,NYSDOH-NY12058,NJDEP		
56-23-5	Carbon tetrachloride	ND		ug/L	0.204	0.500	1	EPA 8260D	10/03/2025 07:00	10/04/2025 05:01	PMB
								Certifications:	CTDPH-PH-0840,NYSDOH-NY10854,NYSDOH-NY12058,NJDEP		
108-90-7	Chlorobenzene	ND		ug/L	0.284	0.500	1	EPA 8260D	10/03/2025 07:00	10/04/2025 05:01	PMB
								Certifications:	CTDPH-PH-0840,NYSDOH-NY10854,NYSDOH-NY12058,NJDEP		

Sample Information

Client Sample ID: MW-27 **York Sample ID:** 25I1856-05

York Project (SDG) No.	Client Project ID	Matrix	Collection Date/Time	Date Received
25I1856	2222575 136 Fuller Road	Ground Water	September 25, 2025 12:58 pm	09/26/2025

VOA, 8260 LOW MASTER **Log-in Notes:** **Sample Notes:**

Sample Prepared by Method: EPA 5030B

CAS No.	Parameter	Result	Flag	Units	Reported to LOD/MDL	LOQ	Dilution	Reference Method	Date/Time Prepared	Date/Time Analyzed	Analyst
75-00-3	**Chloroethane**	**30.0**		ug/L	0.448	0.500	1	EPA 8260D	10/03/2025 07:00	10/04/2025 05:01	PMB
								Certifications:	CTDPH-PH-0840,NYSDOH-NY10854,NYSDOH-NY12058,NJDEI		
67-66-3	Chloroform	ND		ug/L	0.243	0.500	1	EPA 8260D	10/03/2025 07:00	10/04/2025 05:01	PMB
								Certifications:	CTDPH-PH-0840,NYSDOH-NY10854,NYSDOH-NY12058,NJDEP		
74-87-3	Chloromethane	ND		ug/L	0.372	0.500	1	EPA 8260D	10/03/2025 07:00	10/04/2025 05:01	PMB
								Certifications:	CTDPH-PH-0840,NYSDOH-NY10854,NYSDOH-NY12058,NJDEP		
156-59-2	**cis-1,2-Dichloroethylene**	**44.9**		ug/L	0.294	0.500	1	EPA 8260D	10/03/2025 07:00	10/04/2025 05:01	PMB
								Certifications:	CTDPH-PH-0840,NYSDOH-NY10854,NYSDOH-NY12058,NJDEI		
10061-01-5	cis-1,3-Dichloropropylene	ND		ug/L	0.262	0.500	1	EPA 8260D	10/03/2025 07:00	10/04/2025 05:01	PMB
								Certifications:	CTDPH-PH-0840,NYSDOH-NY10854,NYSDOH-NY12058,NJDEP		
110-82-7	Cyclohexane	ND		ug/L	0.491	0.500	1	EPA 8260D	10/03/2025 07:00	10/04/2025 05:01	PMB
								Certifications:	NYSDOH-NY10854,NYSDOH-NY12058,NJDEP-CT005,PADEP-6		
124-48-1	Dibromochloromethane	ND		ug/L	0.146	0.500	1	EPA 8260D	10/03/2025 07:00	10/04/2025 05:01	PMB
								Certifications:	CTDPH-PH-0840,NYSDOH-NY10854,NYSDOH-NY12058,NJDEP		
75-71-8	**Dichlorodifluoromethane**	**54.3**	ICVE	ug/L	0.451	0.500	1	EPA 8260D	10/03/2025 07:00	10/04/2025 05:01	PMB
								Certifications:	NYSDOH-NY10854,NYSDOH-NY12058,NJDEP-CT005,PADEP-6		
100-41-4	Ethyl Benzene	ND		ug/L	0.290	0.500	1	EPA 8260D	10/03/2025 07:00	10/04/2025 05:01	PMB
								Certifications:	CTDPH-PH-0840,NYSDOH-NY10854,NYSDOH-NY12058,NJDEP		
98-82-8	Isopropylbenzene	ND		ug/L	0.405	0.500	1	EPA 8260D	10/03/2025 07:00	10/04/2025 05:01	PMB
								Certifications:	CTDPH-PH-0840,NYSDOH-NY10854,NYSDOH-NY12058,NJDEP		
79-20-9	Methyl acetate	ND	QL-02	ug/L	0.442	0.500	1	EPA 8260D	10/03/2025 07:00	10/04/2025 05:01	PMB
								Certifications:	NYSDOH-NY10854,NYSDOH-NY12058,NJDEP-CT005,PADEP-6		
1634-04-4	Methyl tert-butyl ether (MTBE)	ND		ug/L	0.244	0.500	1	EPA 8260D	10/03/2025 07:00	10/04/2025 05:01	PMB
								Certifications:	CTDPH-PH-0840,NYSDOH-NY10854,NYSDOH-NY12058,NJDEP		
108-87-2	Methylcyclohexane	ND		ug/L	0.477	0.500	1	EPA 8260D	10/03/2025 07:00	10/04/2025 05:01	PMB
								Certifications:	NYSDOH-NY10854,NYSDOH-NY12058,NJDEP-CT005,PADEP-6		
75-09-2	Methylene chloride	ND		ug/L	0.397	2.00	1	EPA 8260D	10/03/2025 07:00	10/04/2025 05:01	PMB
								Certifications:	CTDPH-PH-0840,NYSDOH-NY10854,NYSDOH-NY12058,NJDEP		
95-47-6	**o-Xylene**	**1.13**		ug/L	0.261	0.500	1	EPA 8260D	10/03/2025 07:00	10/04/2025 05:01	PMB
								Certifications:	CTDPH-PH-0840,NYSDOH-NY10854,NYSDOH-NY12058,PADEI		
179601-23-1	p- & m- Xylenes	ND		ug/L	0.578	1.00	1	EPA 8260D	10/03/2025 07:00	10/04/2025 05:01	PMB
								Certifications:	CTDPH-PH-0840,NYSDOH-NY10854,NYSDOH-NY12058,PADEP		
99-87-6	**p-Isopropyltoluene**	**0.740**		ug/L	0.377	0.500	1	EPA 8260D	10/03/2025 07:00	10/04/2025 05:01	PMB
								Certifications:	CTDPH-PH-0840,NYSDOH-NY10854,NYSDOH-NY12058,NJDEI		
100-42-5	Styrene	ND		ug/L	0.255	0.500	1	EPA 8260D	10/03/2025 07:00	10/04/2025 05:01	PMB
								Certifications:	CTDPH-PH-0840,NYSDOH-NY10854,NYSDOH-NY12058,NJDEP		
127-18-4	**Tetrachloroethylene**	**1.51**	CCVE	ug/L	0.239	0.500	1	EPA 8260D	10/03/2025 07:00	10/04/2025 05:01	PMB
								Certifications:	CTDPH-PH-0840,NYSDOH-NY10854,NYSDOH-NY12058,NJDEI		
108-88-3	**Toluene**	**0.580**		ug/L	0.346	0.500	1	EPA 8260D	10/03/2025 07:00	10/04/2025 05:01	PMB
								Certifications:	CTDPH-PH-0840,NYSDOH-NY10854,NYSDOH-NY12058,NJDEI		
156-60-5	**trans-1,2-Dichloroethylene**	**1.51**		ug/L	0.279	0.500	1	EPA 8260D	10/03/2025 07:00	10/04/2025 05:01	PMB
								Certifications:	CTDPH-PH-0840,NYSDOH-NY10854,NYSDOH-NY12058,NJDEI		
10061-02-6	trans-1,3-Dichloropropylene	ND		ug/L	0.229	0.500	1	EPA 8260D	10/03/2025 07:00	10/04/2025 05:01	PMB
								Certifications:	CTDPH-PH-0840,NYSDOH-NY10854,NYSDOH-NY12058,NJDEP		
79-01-6	**Trichloroethylene**	**9.89**		ug/L	0.249	0.500	1	EPA 8260D	10/03/2025 07:00	10/04/2025 05:01	PMB
								Certifications:	CTDPH-PH-0840,NYSDOH-NY10854,NYSDOH-NY12058,NJDEI		

Sample Information

Client Sample ID: MW-27 **York Sample ID:** 25I1856-05

York Project (SDG) No.	Client Project ID	Matrix	Collection Date/Time	Date Received
25I1856	2222575 136 Fuller Road	Ground Water	September 25, 2025 12:58 pm	09/26/2025

VOA, 8260 LOW MASTER **Log-in Notes:** **Sample Notes:**

Sample Prepared by Method: EPA 5030B

CAS No.	Parameter	Result	Flag	Units	Reported to LOD/MDL	LOQ	Dilution	Reference Method	Date/Time Prepared	Date/Time Analyzed	Analyst
75-69-4	**Trichlorofluoromethane**	**10.1**		ug/L	0.337	0.500	1	EPA 8260D	10/03/2025 07:00	10/04/2025 05:01	PMB
								Certifications:	CTDPH-PH-0840,NYSDOH-NY10854,NYSDOH-NY12058,NJDEI		
75-01-4	**Vinyl Chloride**	**26.8**		ug/L	0.469	0.500	1	EPA 8260D	10/03/2025 07:00	10/04/2025 05:01	PMB
								Certifications:	CTDPH-PH-0840,NYSDOH-NY10854,NYSDOH-NY12058,NJDEI		
1330-20-7	**Xylenes, Total**	**1.56**		ug/L	0.839	1.50	1	EPA 8260D	10/03/2025 07:00	10/04/2025 05:01	PMB
								Certifications:	CTDPH-PH-0840,NYSDOH-NY10854,NYSDOH-NY12058,NJDEI		

	Surrogate Recoveries	Result	Acceptance Range
17060-07-0	*Surrogate: SURR: 1,2-Dichloroethane-d4*	*102 %*	*70-130*
2037-26-5	*Surrogate: SURR: Toluene-d8*	*106 %*	*70-130*
460-00-4	*Surrogate: SURR: p-Bromofluorobenzene*	*100 %*	*70-130*

Sample Information

Client Sample ID: MW-25 **York Sample ID:** 25I1856-06

York Project (SDG) No.	Client Project ID	Matrix	Collection Date/Time	Date Received
25I1856	2222575 136 Fuller Road	Ground Water	September 25, 2025 1:09 pm	09/26/2025

VOA, 8260 LOW MASTER **Log-in Notes:** **Sample Notes:**

Sample Prepared by Method: EPA 5030B

CAS No.	Parameter	Result	Flag	Units	Reported to LOD/MDL	LOQ	Dilution	Reference Method	Date/Time Prepared	Date/Time Analyzed	Analyst
71-55-6	1,1,1-Trichloroethane	ND		ug/L	0.266	0.500	1	EPA 8260D	10/06/2025 07:00	10/06/2025 16:07	PMB
								Certifications:	CTDPH-PH-0840,NYSDOH-NY10854,NYSDOH-NY12058,NJDEP		
79-34-5	1,1,2,2-Tetrachloroethane	ND		ug/L	0.256	0.500	1	EPA 8260D	10/06/2025 07:00	10/06/2025 16:07	PMB
								Certifications:	CTDPH-PH-0840,NYSDOH-NY10854,NYSDOH-NY12058,NJDEP		
76-13-1	1,1,2-Trichloro-1,2,2-trifluoroethane (Freon 113)	ND		ug/L	0.286	0.500	1	EPA 8260D	10/06/2025 07:00	10/06/2025 16:07	PMB
								Certifications:	CTDPH-PH-0840,NYSDOH-NY10854,NYSDOH-NY12058,NJDEP		
79-00-5	1,1,2-Trichloroethane	ND		ug/L	0.249	0.500	1	EPA 8260D	10/06/2025 07:00	10/06/2025 16:07	PMB
								Certifications:	CTDPH-PH-0840,NYSDOH-NY10854,NYSDOH-NY12058,NJDEP		
75-34-3	**1,1-Dichloroethane**	**45.3**		ug/L	0.272	0.500	1	EPA 8260D	10/06/2025 07:00	10/06/2025 16:07	PMB
								Certifications:	CTDPH-PH-0840,NYSDOH-NY10854,NYSDOH-NY12058,NJDEI		
75-35-4	1,1-Dichloroethylene	ND		ug/L	0.327	0.500	1	EPA 8260D	10/06/2025 07:00	10/06/2025 16:07	PMB
								Certifications:	CTDPH-PH-0840,NYSDOH-NY10854,NYSDOH-NY12058,NJDEP		
87-61-6	1,2,3-Trichlorobenzene	ND		ug/L	0.222	0.500	1	EPA 8260D	10/06/2025 07:00	10/06/2025 16:07	PMB
								Certifications:	NYSDOH-NY10854,NYSDOH-NY12058,NJDEP-CT005,PADEP-68		
120-82-1	1,2,4-Trichlorobenzene	ND		ug/L	0.138	0.500	1	EPA 8260D	10/06/2025 07:00	10/06/2025 16:07	PMB
								Certifications:	NYSDOH-NY10854,NYSDOH-NY12058,NJDEP-CT005,PADEP-68		
96-12-8	1,2-Dibromo-3-chloropropane	ND		ug/L	0.432	0.500	1	EPA 8260D	10/06/2025 07:00	10/06/2025 16:07	PMB
								Certifications:	CTDPH-PH-0840,NYSDOH-NY10854,NYSDOH-NY12058,NJDEP		
106-93-4	1,2-Dibromoethane	ND		ug/L	0.215	0.500	1	EPA 8260D	10/06/2025 07:00	10/06/2025 16:07	PMB
								Certifications:	CTDPH-PH-0840,NYSDOH-NY10854,NYSDOH-NY12058,NJDEP		

Sample Information

Client Sample ID: MW-25 **York Sample ID:** 25I1856-06

York Project (SDG) No.	Client Project ID	Matrix	Collection Date/Time	Date Received
25I1856	2222575 136 Fuller Road	Ground Water	September 25, 2025 1:09 pm	09/26/2025

VOA, 8260 LOW MASTER **Log-in Notes:** **Sample Notes:**

Sample Prepared by Method: EPA 5030B

CAS No.	Parameter	Result	Flag	Units	Reported to LOD/MDL	LOQ	Dilution	Reference Method	Date/Time Prepared	Date/Time Analyzed	Analyst
95-50-1	1,2-Dichlorobenzene	ND		ug/L	0.270	0.500	1	EPA 8260D	10/06/2025 07:00	10/06/2025 16:07	PMB
								Certifications:	CTDPH-PH-0840,NYSDOH-NY10854,NYSDOH-NY12058,NJDEP		
107-06-2	1,2-Dichloroethane	ND		ug/L	0.377	0.500	1	EPA 8260D	10/06/2025 07:00	10/06/2025 16:07	PMB
								Certifications:	CTDPH-PH-0840,NYSDOH-NY10854,NYSDOH-NY12058,NJDEP		
78-87-5	1,2-Dichloropropane	ND		ug/L	0.327	0.500	1	EPA 8260D	10/06/2025 07:00	10/06/2025 16:07	PMB
								Certifications:	CTDPH-PH-0840,NYSDOH-NY10854,NYSDOH-NY12058,NJDEP		
541-73-1	1,3-Dichlorobenzene	ND		ug/L	0.283	0.500	1	EPA 8260D	10/06/2025 07:00	10/06/2025 16:07	PMB
								Certifications:	CTDPH-PH-0840,NYSDOH-NY10854,NYSDOH-NY12058,NJDEP		
106-46-7	1,4-Dichlorobenzene	ND		ug/L	0.311	0.500	1	EPA 8260D	10/06/2025 07:00	10/06/2025 16:07	PMB
								Certifications:	CTDPH-PH-0840,NYSDOH-NY10854,NYSDOH-NY12058,NJDEP		
78-93-3	2-Butanone	ND		ug/L	0.421	0.500	1	EPA 8260D	10/06/2025 07:00	10/06/2025 16:07	PMB
								Certifications:	CTDPH-PH-0840,NYSDOH-NY10854,NYSDOH-NY12058,NJDEP		
591-78-6	2-Hexanone	ND		ug/L	0.320	0.500	1	EPA 8260D	10/06/2025 07:00	10/06/2025 16:07	PMB
								Certifications:	CTDPH-PH-0840,NYSDOH-NY10854,NYSDOH-NY12058,NJDEP		
108-10-1	4-Methyl-2-pentanone	ND		ug/L	0.365	0.500	1	EPA 8260D	10/06/2025 07:00	10/06/2025 16:07	PMB
								Certifications:	CTDPH-PH-0840,NYSDOH-NY10854,NYSDOH-NY12058,NJDEP		
67-64-1	**Acetone**	**9.20**		ug/L	1.34	2.00	1	EPA 8260D	10/06/2025 07:00	10/06/2025 16:07	PMB
								Certifications:	CTDPH-PH-0840,NYSDOH-NY10854,NYSDOH-NY12058,NJDEI		
71-43-2	Benzene	ND		ug/L	0.279	0.500	1	EPA 8260D	10/06/2025 07:00	10/06/2025 16:07	PMB
								Certifications:	CTDPH-PH-0840,NYSDOH-NY10854,NYSDOH-NY12058,NJDEP		
74-97-5	Bromochloromethane	ND		ug/L	0.354	0.500	1	EPA 8260D	10/06/2025 07:00	10/06/2025 16:07	PMB
								Certifications:	NYSDOH-NY10854,NYSDOH-NY12058,NJDEP-CT005,PADEP-6		
75-27-4	Bromodichloromethane	ND		ug/L	0.245	0.500	1	EPA 8260D	10/06/2025 07:00	10/06/2025 16:07	PMB
								Certifications:	CTDPH-PH-0840,NYSDOH-NY10854,NYSDOH-NY12058,NJDEP		
75-25-2	Bromoform	ND		ug/L	0.163	0.500	1	EPA 8260D	10/06/2025 07:00	10/06/2025 16:07	PMB
								Certifications:	CTDPH-PH-0840,NYSDOH-NY10854,NYSDOH-NY12058,NJDEP		
74-83-9	Bromomethane	ND		ug/L	0.500	2.00	1	EPA 8260D	10/06/2025 07:00	10/06/2025 16:07	PMB
								Certifications:	CTDPH-PH-0840,NYSDOH-NY10854,NYSDOH-NY12058,NJDEP		
75-15-0	Carbon disulfide	ND		ug/L	0.362	0.500	1	EPA 8260D	10/06/2025 07:00	10/06/2025 16:07	PMB
								Certifications:	CTDPH-PH-0840,NYSDOH-NY10854,NYSDOH-NY12058,NJDEP		
56-23-5	Carbon tetrachloride	ND		ug/L	0.204	0.500	1	EPA 8260D	10/06/2025 07:00	10/06/2025 16:07	PMB
								Certifications:	CTDPH-PH-0840,NYSDOH-NY10854,NYSDOH-NY12058,NJDEP		
108-90-7	Chlorobenzene	ND		ug/L	0.284	0.500	1	EPA 8260D	10/06/2025 07:00	10/06/2025 16:07	PMB
								Certifications:	CTDPH-PH-0840,NYSDOH-NY10854,NYSDOH-NY12058,NJDEP		
75-00-3	**Chloroethane**	**14.7**		ug/L	0.448	0.500	1	EPA 8260D	10/06/2025 07:00	10/06/2025 16:07	PMB
								Certifications:	CTDPH-PH-0840,NYSDOH-NY10854,NYSDOH-NY12058,NJDEI		
67-66-3	Chloroform	ND		ug/L	0.243	0.500	1	EPA 8260D	10/06/2025 07:00	10/06/2025 16:07	PMB
								Certifications:	CTDPH-PH-0840,NYSDOH-NY10854,NYSDOH-NY12058,NJDEP		
74-87-3	Chloromethane	ND		ug/L	0.372	0.500	1	EPA 8260D	10/06/2025 07:00	10/06/2025 16:07	PMB
								Certifications:	CTDPH-PH-0840,NYSDOH-NY10854,NYSDOH-NY12058,NJDEP		
156-59-2	**cis-1,2-Dichloroethylene**	**1.04**		ug/L	0.294	0.500	1	EPA 8260D	10/06/2025 07:00	10/06/2025 16:07	PMB
								Certifications:	CTDPH-PH-0840,NYSDOH-NY10854,NYSDOH-NY12058,NJDEI		
10061-01-5	cis-1,3-Dichloropropylene	ND		ug/L	0.262	0.500	1	EPA 8260D	10/06/2025 07:00	10/06/2025 16:07	PMB
								Certifications:	CTDPH-PH-0840,NYSDOH-NY10854,NYSDOH-NY12058,NJDEP		
110-82-7	Cyclohexane	ND		ug/L	0.491	0.500	1	EPA 8260D	10/06/2025 07:00	10/06/2025 16:07	PMB
								Certifications:	NYSDOH-NY10854,NYSDOH-NY12058,NJDEP-CT005,PADEP-6		

Sample Information

Client Sample ID: MW-25 **York Sample ID:** 25I1856-06

York Project (SDG) No.	Client Project ID	Matrix	Collection Date/Time	Date Received
25I1856	2222575 136 Fuller Road	Ground Water	September 25, 2025 1:09 pm	09/26/2025

VOA, 8260 LOW MASTER **Log-in Notes:** **Sample Notes:**

Sample Prepared by Method: EPA 5030B

CAS No.	Parameter	Result	Flag	Units	Reported to LOD/MDL	LOQ	Dilution	Reference Method	Date/Time Prepared	Date/Time Analyzed	Analyst
124-48-1	Dibromochloromethane	ND		ug/L	0.146	0.500	1	EPA 8260D Certifications:	10/06/2025 07:00	10/06/2025 16:07	PMB CTDPH-PH-0840,NYSDOH-NY10854,NYSDOH-NY12058,NJDEP
75-71-8	Dichlorodifluoromethane	ND		ug/L	0.451	0.500	1	EPA 8260D Certifications:	10/06/2025 07:00	10/06/2025 16:07	PMB NYSDOH-NY10854,NYSDOH-NY12058,NJDEP-CT005,PADEP-6
100-41-4	Ethyl Benzene	ND		ug/L	0.290	0.500	1	EPA 8260D Certifications:	10/06/2025 07:00	10/06/2025 16:07	PMB CTDPH-PH-0840,NYSDOH-NY10854,NYSDOH-NY12058,NJDEP
98-82-8	Isopropylbenzene	ND		ug/L	0.405	0.500	1	EPA 8260D Certifications:	10/06/2025 07:00	10/06/2025 16:07	PMB CTDPH-PH-0840,NYSDOH-NY10854,NYSDOH-NY12058,NJDEP
79-20-9	Methyl acetate	ND		ug/L	0.442	0.500	1	EPA 8260D Certifications:	10/06/2025 07:00	10/06/2025 16:07	PMB NYSDOH-NY10854,NYSDOH-NY12058,NJDEP-CT005,PADEP-6
1634-04-4	Methyl tert-butyl ether (MTBE)	ND		ug/L	0.244	0.500	1	EPA 8260D Certifications:	10/06/2025 07:00	10/06/2025 16:07	PMB CTDPH-PH-0840,NYSDOH-NY10854,NYSDOH-NY12058,NJDEP
108-87-2	Methylcyclohexane	ND		ug/L	0.477	0.500	1	EPA 8260D Certifications:	10/06/2025 07:00	10/06/2025 16:07	PMB NYSDOH-NY10854,NYSDOH-NY12058,NJDEP-CT005,PADEP-6
75-09-2	Methylene chloride	ND		ug/L	0.397	2.00	1	EPA 8260D Certifications:	10/06/2025 07:00	10/06/2025 16:07	PMB CTDPH-PH-0840,NYSDOH-NY10854,NYSDOH-NY12058,NJDEP
95-47-6	o-Xylene	ND		ug/L	0.261	0.500	1	EPA 8260D Certifications:	10/06/2025 07:00	10/06/2025 16:07	PMB CTDPH-PH-0840,NYSDOH-NY10854,NYSDOH-NY12058,PADEP
179601-23-1	p- & m- Xylenes	ND		ug/L	0.578	1.00	1	EPA 8260D Certifications:	10/06/2025 07:00	10/06/2025 16:07	PMB CTDPH-PH-0840,NYSDOH-NY10854,NYSDOH-NY12058,PADEP
99-87-6	p-Isopropyltoluene	ND		ug/L	0.377	0.500	1	EPA 8260D Certifications:	10/06/2025 07:00	10/06/2025 16:07	PMB CTDPH-PH-0840,NYSDOH-NY10854,NYSDOH-NY12058,NJDEP
100-42-5	Styrene	ND		ug/L	0.255	0.500	1	EPA 8260D Certifications:	10/06/2025 07:00	10/06/2025 16:07	PMB CTDPH-PH-0840,NYSDOH-NY10854,NYSDOH-NY12058,NJDEP
127-18-4	Tetrachloroethylene	ND		ug/L	0.239	0.500	1	EPA 8260D Certifications:	10/06/2025 07:00	10/06/2025 16:07	PMB CTDPH-PH-0840,NYSDOH-NY10854,NYSDOH-NY12058,NJDEP
108-88-3	**Toluene**	**1.44**		ug/L	0.346	0.500	1	EPA 8260D Certifications:	10/06/2025 07:00	10/06/2025 16:07	PMB CTDPH-PH-0840,NYSDOH-NY10854,NYSDOH-NY12058,NJDEI
156-60-5	trans-1,2-Dichloroethylene	ND		ug/L	0.279	0.500	1	EPA 8260D Certifications:	10/06/2025 07:00	10/06/2025 16:07	PMB CTDPH-PH-0840,NYSDOH-NY10854,NYSDOH-NY12058,NJDEP
10061-02-6	trans-1,3-Dichloropropylene	ND		ug/L	0.229	0.500	1	EPA 8260D Certifications:	10/06/2025 07:00	10/06/2025 16:07	PMB CTDPH-PH-0840,NYSDOH-NY10854,NYSDOH-NY12058,NJDEP
79-01-6	**Trichloroethylene**	**1.55**		ug/L	0.249	0.500	1	EPA 8260D Certifications:	10/06/2025 07:00	10/06/2025 16:07	PMB CTDPH-PH-0840,NYSDOH-NY10854,NYSDOH-NY12058,NJDEI
75-69-4	Trichlorofluoromethane	ND		ug/L	0.337	0.500	1	EPA 8260D Certifications:	10/06/2025 07:00	10/06/2025 16:07	PMB CTDPH-PH-0840,NYSDOH-NY10854,NYSDOH-NY12058,NJDEP
75-01-4	**Vinyl Chloride**	**2.45**		ug/L	0.469	0.500	1	EPA 8260D Certifications:	10/06/2025 07:00	10/06/2025 16:07	PMB CTDPH-PH-0840,NYSDOH-NY10854,NYSDOH-NY12058,NJDEI
1330-20-7	Xylenes, Total	ND		ug/L	0.839	1.50	1	EPA 8260D Certifications:	10/06/2025 07:00	10/06/2025 16:07	PMB CTDPH-PH-0840,NYSDOH-NY10854,NYSDOH-NY12058,NJDEP

	Surrogate Recoveries	Result	Acceptance Range
17060-07-0	*Surrogate: SURR: 1,2-Dichloroethane-d4*	*99.5 %*	*70-130*
2037-26-5	*Surrogate: SURR: Toluene-d8*	*117 %*	*70-130*
460-00-4	*Surrogate: SURR: p-Bromofluorobenzene*	*92.1 %*	*70-130*

Sample Information

Client Sample ID:	MW-25			York Sample ID:	25I1856-06
York Project (SDG) No.	Client Project ID	Matrix	Collection Date/Time		Date Received
25I1856	2222575 136 Fuller Road	Ground Water	September 25, 2025 1:09 pm		09/26/2025

Analytical Batch Summary

Batch ID: BJ50239 **Preparation Method:** EPA 5030B **Prepared By:** PMB

YORK Sample ID	Client Sample ID	Preparation Date
25I1856-01	MW-10	10/03/25
25I1856-02	MW-33	10/03/25
25I1856-03	MW-32	10/03/25
25I1856-04	MW-30	10/03/25
25I1856-05	MW-27	10/03/25
BJ50239-BLK1	Blank	10/03/25
BJ50239-BS1	LCS	10/03/25
BJ50239-BSD1	LCS Dup	10/03/25

Batch ID: BJ50359 **Preparation Method:** EPA 5030B **Prepared By:** PMB

YORK Sample ID	Client Sample ID	Preparation Date
25I1856-01RE1	MW-10	10/06/25
25I1856-03RE1	MW-32	10/06/25
25I1856-04RE1	MW-30	10/06/25
25I1856-04RE2	MW-30	10/06/25
25I1856-05RE1	MW-27	10/06/25
25I1856-06	MW-25	10/06/25
BJ50359-BLK1	Blank	10/06/25
BJ50359-BS1	LCS	10/06/25

Volatile Organic Compounds by GC/MS - Quality Control Data

York Analytical Laboratories, Inc.

Analyte	Result	Reporting Limit	Units	Spike Level	Source* Result	%REC	%REC Limits	Flag	RPD	RPD Limit	Flag
Batch BJ50239 - EPA 5030B											
Blank (BJ50239-BLK1)											Prepared & Analyzed: 10/03/2025
1,1,1-Trichloroethane	ND	0.500	ug/L								
1,1,2,2-Tetrachloroethane	ND	0.500	"								
1,1,2-Trichloro-1,2,2-trifluoroethane (Freon 113)	ND	0.500	"								
1,1,2-Trichloroethane	ND	0.500	"								
1,1-Dichloroethane	ND	0.500	"								
1,1-Dichloroethylene	ND	0.500	"								
1,2,3-Trichlorobenzene	ND	0.500	"								
1,2,4-Trichlorobenzene	ND	0.500	"								
1,2-Dibromo-3-chloropropane	ND	0.500	"								
1,2-Dibromoethane	ND	0.500	"								
1,2-Dichlorobenzene	ND	0.500	"								
1,2-Dichloroethane	ND	0.500	"								
1,2-Dichloropropane	ND	0.500	"								
1,3-Dichlorobenzene	ND	0.500	"								
1,4-Dichlorobenzene	ND	0.500	"								
2-Butanone	ND	0.500	"								
2-Hexanone	ND	0.500	"								
4-Methyl-2-pentanone	ND	0.500	"								
Acetone	ND	2.00	"								
Benzene	ND	0.500	"								
Bromochloromethane	ND	0.500	"								
Bromodichloromethane	ND	0.500	"								
Bromoform	ND	0.500	"								
Bromomethane	ND	2.00	"								
Carbon disulfide	ND	0.500	"								
Carbon tetrachloride	ND	0.500	"								
Chlorobenzene	ND	0.500	"								
Chloroethane	ND	0.500	"								
Chloroform	ND	0.500	"								
Chloromethane	ND	0.500	"								
cis-1,2-Dichloroethylene	ND	0.500	"								
cis-1,3-Dichloropropylene	ND	0.500	"								
Cyclohexane	ND	0.500	"								
Dibromochloromethane	ND	0.500	"								
Dichlorodifluoromethane	ND	0.500	"								
Ethyl Benzene	ND	0.500	"								
Isopropylbenzene	ND	0.500	"								
Methyl acetate	ND	0.500	"								
Methyl tert-butyl ether (MTBE)	ND	0.500	"								
Methylcyclohexane	ND	0.500	"								
Methylene chloride	ND	2.00	"								
o-Xylene	ND	0.500	"								
p- & m- Xylenes	ND	1.00	"								
p-Isopropyltoluene	ND	0.500	"								
Styrene	ND	0.500	"								
Tetrachloroethylene	ND	0.500	"								
Toluene	ND	0.500	"								
trans-1,2-Dichloroethylene	ND	0.500	"								
trans-1,3-Dichloropropylene	ND	0.500	"								

Volatile Organic Compounds by GC/MS - Quality Control Data

York Analytical Laboratories, Inc.

Analyte	Result	Reporting Limit	Units	Spike Level	Source* Result	%REC	%REC Limits	Flag	RPD	RPD Limit	Flag
Batch BJ50239 - EPA 5030B											
Blank (BJ50239-BLK1)								Prepared & Analyzed: 10/03/2025			
Trichloroethylene	ND	0.500	ug/L								
Trichlorofluoromethane	ND	0.500	"								
Vinyl Chloride	ND	0.500	"								
Xylenes, Total	ND	1.50	"								
Surrogate: SURR: 1,2-Dichloroethane-d4	*10.4*		*"*	*10.0*		*104*	*70-130*				
Surrogate: SURR: Toluene-d8	*10.6*		*"*	*10.0*		*106*	*70-130*				
Surrogate: SURR: p-Bromofluorobenzene	*9.88*		*"*	*10.0*		*98.8*	*70-130*				
LCS (BJ50239-BS1)								Prepared & Analyzed: 10/03/2025			
1,1,1-Trichloroethane	10.8		ug/L	10.0		108	70-130			20	
1,1,2,2-Tetrachloroethane	9.80		"	10.0		98.0	70-130			20	
1,1,2-Trichloro-1,2,2-trifluoroethane (Freon 113)	10.4		"	10.0		104	70-130			20	
1,1,2-Trichloroethane	10.2		"	10.0		102	70-130			20	
1,1-Dichloroethane	9.63		"	10.0		96.3	70-130			20	
1,1-Dichloroethylene	10.1		"	10.0		101	70-130			20	
1,2,3-Trichlorobenzene	10.8		"	10.0		108	70-130			20	
1,2,4-Trichlorobenzene	10.3		"	10.0		103	70-130			20	
1,2-Dibromo-3-chloropropane	10.3		"	10.0		103	40-160			20	
1,2-Dibromoethane	10.4		"	10.0		104	70-130			20	
1,2-Dichlorobenzene	10.2		"	10.0		102	70-130			20	
1,2-Dichloroethane	9.62		"	10.0		96.2	70-130			20	
1,2-Dichloropropane	9.98		"	10.0		99.8	70-130			20	
1,3-Dichlorobenzene	10.2		"	10.0		102	70-130			20	
1,4-Dichlorobenzene	10.3		"	10.0		103	70-130			20	
2-Butanone	9.79		"	10.0		97.9	40-160			20	
2-Hexanone	8.34		"	10.0		83.4	40-160			20	
4-Methyl-2-pentanone	8.71		"	10.0		87.1	40-160			20	
Acetone	10.5		"	10.0		105	40-160			20	
Benzene	10.6		"	10.0		106	70-130			20	
Bromochloromethane	9.30		"	10.0		93.0	70-130			20	
Bromodichloromethane	10.3		"	10.0		103	70-130			20	
Bromoform	10.0		"	10.0		100	70-130			20	
Bromomethane	10.3		"	10.0		103	40-160			20	
Carbon disulfide	9.52		"	10.0		95.2	40-160			20	
Carbon tetrachloride	10.8		"	10.0		108	70-130			20	
Chlorobenzene	10.8		"	10.0		108	70-130			20	
Chloroethane	12.7		"	10.0		127	40-160			20	
Chloroform	10.1		"	10.0		101	70-130			20	
Chloromethane	8.23		"	10.0		82.3	40-160			20	
cis-1,2-Dichloroethylene	9.74		"	10.0		97.4	70-130			20	
cis-1,3-Dichloropropylene	10.1		"	10.0		101	70-130			20	
Cyclohexane	9.14		"	10.0		91.4	70-130			20	
Dibromochloromethane	10.5		"	10.0		105	70-130			20	
Dichlorodifluoromethane	10.4		"	10.0		104	40-160			20	
Ethyl Benzene	10.9		"	10.0		109	70-130			20	
Isopropylbenzene	10.6		"	10.0		106	70-130			20	
Methyl acetate	6.83		"	10.0		68.3	70-130	Low Bias		20	
Methyl tert-butyl ether (MTBE)	8.92		"	10.0		89.2	70-130			20	
Methylcyclohexane	10.2		"	10.0		102	70-130			20	
Methylene chloride	8.42		"	10.0		84.2	70-130			20	

Volatile Organic Compounds by GC/MS - Quality Control Data

York Analytical Laboratories, Inc.

Analyte	Result	Reporting Limit	Units	Spike Level	Source* Result	%REC	%REC Limits	Flag	RPD	RPD Limit	Flag
Batch BJ50239 - EPA 5030B											
LCS (BJ50239-BS1)								Prepared & Analyzed: 10/03/2025			
o-Xylene	11.0		ug/L	10.0		110	70-130			20	
p- & m- Xylenes	21.9		"	20.0		109	70-130			20	
p-Isopropyltoluene	10.8		"	10.0		108	81-136			30	
Styrene	10.7		"	10.0		107	70-130			20	
Tetrachloroethylene	8.70		"	10.0		87.0	70-130			20	
Toluene	11.0		"	10.0		110	70-130			20	
trans-1,2-Dichloroethylene	9.97		"	10.0		99.7	70-130			20	
trans-1,3-Dichloropropylene	9.50		"	10.0		95.0	70-130			20	
Trichloroethylene	10.4		"	10.0		104	70-130			20	
Trichlorofluoromethane	10.2		"	10.0		102	40-160			20	
Vinyl Chloride	8.93		"	10.0		89.3	70-130			20	
Surrogate: SURR: 1,2-Dichloroethane-d4	*9.77*		*"*	*10.0*		*97.7*	*70-130*				
Surrogate: SURR: Toluene-d8	*10.8*		*"*	*10.0*		*108*	*70-130*				
Surrogate: SURR: p-Bromofluorobenzene	*10.1*		*"*	*10.0*		*101*	*70-130*				
LCS Dup (BJ50239-BSD1)								Prepared & Analyzed: 10/03/2025			
1,1,1-Trichloroethane	10.1		ug/L	10.0		101	70-130		6.81	20	
1,1,2,2-Tetrachloroethane	9.57		"	10.0		95.7	70-130		2.37	20	
1,1,2-Trichloro-1,2,2-trifluoroethane (Freon 113)	9.32		"	10.0		93.2	70-130		11.2	20	
1,1,2-Trichloroethane	10.1		"	10.0		101	70-130		0.982	20	
1,1-Dichloroethane	8.99		"	10.0		89.9	70-130		6.87	20	
1,1-Dichloroethylene	8.98		"	10.0		89.8	70-130		11.9	20	
1,2,3-Trichlorobenzene	10.7		"	10.0		107	70-130		0.745	20	
1,2,4-Trichlorobenzene	10.1		"	10.0		101	70-130		1.28	20	
1,2-Dibromo-3-chloropropane	9.69		"	10.0		96.9	40-160		6.01	20	
1,2-Dibromoethane	9.95		"	10.0		99.5	70-130		4.71	20	
1,2-Dichlorobenzene	9.93		"	10.0		99.3	70-130		3.17	20	
1,2-Dichloroethane	9.17		"	10.0		91.7	70-130		4.79	20	
1,2-Dichloropropane	9.62		"	10.0		96.2	70-130		3.67	20	
1,3-Dichlorobenzene	10.1		"	10.0		101	70-130		1.18	20	
1,4-Dichlorobenzene	10.1		"	10.0		101	70-130		1.57	20	
2-Butanone	8.99		"	10.0		89.9	40-160		8.52	20	
2-Hexanone	7.65		"	10.0		76.5	40-160		8.63	20	
4-Methyl-2-pentanone	7.98		"	10.0		79.8	40-160		8.75	20	
Acetone	11.0		"	10.0		110	40-160		4.28	20	
Benzene	9.97		"	10.0		99.7	70-130		6.03	20	
Bromochloromethane	8.86		"	10.0		88.6	70-130		4.85	20	
Bromodichloromethane	9.93		"	10.0		99.3	70-130		3.56	20	
Bromoform	9.60		"	10.0		96.0	70-130		4.38	20	
Bromomethane	10.7		"	10.0		107	40-160		3.43	20	
Carbon disulfide	8.08		"	10.0		80.8	40-160		16.4	20	
Carbon tetrachloride	10.0		"	10.0		100	70-130		7.02	20	
Chlorobenzene	10.4		"	10.0		104	70-130		3.57	20	
Chloroethane	12.8		"	10.0		128	40-160		1.10	20	
Chloroform	9.72		"	10.0		97.2	70-130		4.23	20	
Chloromethane	8.69		"	10.0		86.9	40-160		5.44	20	
cis-1,2-Dichloroethylene	9.22		"	10.0		92.2	70-130		5.49	20	
cis-1,3-Dichloropropylene	9.90		"	10.0		99.0	70-130		1.90	20	
Cyclohexane	8.00		"	10.0		80.0	70-130		13.3	20	
Dibromochloromethane	9.98		"	10.0		99.8	70-130		5.46	20	

Volatile Organic Compounds by GC/MS - Quality Control Data

York Analytical Laboratories, Inc.

Analyte	Result	Reporting Limit	Units	Spike Level	Source* Result	%REC	%REC Limits	Flag	RPD	RPD Limit	Flag
Batch BJ50239 - EPA 5030B											
LCS Dup (BJ50239-BSD1)								Prepared & Analyzed: 10/03/2025			
Dichlorodifluoromethane	11.0		ug/L	10.0		110	40-160		6.18	20	
Ethyl Benzene	10.5		"	10.0		105	70-130		3.73	20	
Isopropylbenzene	10.3		"	10.0		103	70-130		2.11	20	
Methyl acetate	6.01		"	10.0		60.1	70-130	Low Bias	12.8	20	
Methyl tert-butyl ether (MTBE)	7.89		"	10.0		78.9	70-130		12.3	20	
Methylcyclohexane	8.98		"	10.0		89.8	70-130		12.2	20	
Methylene chloride	7.93		"	10.0		79.3	70-130		5.99	20	
o-Xylene	10.6		"	10.0		106	70-130		3.97	20	
p- & m- Xylenes	21.1		"	20.0		105	70-130		3.82	20	
p-Isopropyltoluene	10.5		"	10.0		105	81-136		2.73	30	
Styrene	10.3		"	10.0		103	70-130		3.52	20	
Tetrachloroethylene	8.28		"	10.0		82.8	70-130		4.95	20	
Toluene	10.5		"	10.0		105	70-130		4.19	20	
trans-1,2-Dichloroethylene	9.29		"	10.0		92.9	70-130		7.06	20	
trans-1,3-Dichloropropylene	9.06		"	10.0		90.6	70-130		4.74	20	
Trichloroethylene	10.1		"	10.0		101	70-130		3.70	20	
Trichlorofluoromethane	10.4		"	10.0		104	40-160		1.74	20	
Vinyl Chloride	9.20		"	10.0		92.0	70-130		2.98	20	
Surrogate: SURR: 1,2-Dichloroethane-d4	*9.61*		*"*	*10.0*		*96.1*	*70-130*				
Surrogate: SURR: Toluene-d8	*10.6*		*"*	*10.0*		*106*	*70-130*				
Surrogate: SURR: p-Bromofluorobenzene	*10.1*		*"*	*10.0*		*101*	*70-130*				
Batch BJ50359 - EPA 5030B											
Blank (BJ50359-BLK1)								Prepared & Analyzed: 10/06/2025			
1,1,1-Trichloroethane	ND	0.500	ug/L								
1,1,2,2-Tetrachloroethane	ND	0.500	"								
1,1,2-Trichloro-1,2,2-trifluoroethane (Freon 113)	ND	0.500	"								
1,1,2-Trichloroethane	ND	0.500	"								
1,1-Dichloroethane	ND	0.500	"								
1,1-Dichloroethylene	ND	0.500	"								
1,2,3-Trichlorobenzene	ND	0.500	"								
1,2,4-Trichlorobenzene	ND	0.500	"								
1,2-Dibromo-3-chloropropane	ND	0.500	"								
1,2-Dibromoethane	ND	0.500	"								
1,2-Dichlorobenzene	ND	0.500	"								
1,2-Dichloroethane	ND	0.500	"								
1,2-Dichloropropane	ND	0.500	"								
1,3-Dichlorobenzene	ND	0.500	"								
1,4-Dichlorobenzene	ND	0.500	"								
2-Butanone	ND	0.500	"								
2-Hexanone	ND	0.500	"								
4-Methyl-2-pentanone	ND	0.500	"								
Acetone	ND	2.00	"								
Benzene	ND	0.500	"								
Bromochloromethane	ND	0.500	"								
Bromodichloromethane	ND	0.500	"								
Bromoform	ND	0.500	"								
Bromomethane	ND	2.00	"								
Carbon disulfide	ND	0.500	"								
Carbon tetrachloride	ND	0.500	"								

Volatile Organic Compounds by GC/MS - Quality Control Data

York Analytical Laboratories, Inc.

Analyte	Result	Reporting Limit	Units	Spike Level	Source* Result	%REC	%REC Limits	Flag	RPD	RPD Limit	Flag
Batch BJ50359 - EPA 5030B											
Blank (BJ50359-BLK1)											
Prepared & Analyzed: 10/06/2025											
Chlorobenzene	ND	0.500	ug/L								
Chloroethane	ND	0.500	"								
Chloroform	ND	0.500	"								
Chloromethane	ND	0.500	"								
cis-1,2-Dichloroethylene	ND	0.500	"								
cis-1,3-Dichloropropylene	ND	0.500	"								
Cyclohexane	ND	0.500	"								
Dibromochloromethane	ND	0.500	"								
Dichlorodifluoromethane	ND	0.500	"								
Ethyl Benzene	ND	0.500	"								
Isopropylbenzene	ND	0.500	"								
Methyl acetate	ND	0.500	"								
Methyl tert-butyl ether (MTBE)	ND	0.500	"								
Methylcyclohexane	ND	0.500	"								
Methylene chloride	0.540	2.00	"								
o-Xylene	ND	0.500	"								
p- & m- Xylenes	ND	1.00	"								
p-Isopropyltoluene	ND	0.500	"								
Styrene	ND	0.500	"								
Tetrachloroethylene	ND	0.500	"								
Toluene	ND	0.500	"								
trans-1,2-Dichloroethylene	ND	0.500	"								
trans-1,3-Dichloropropylene	ND	0.500	"								
Trichloroethylene	ND	0.500	"								
Trichlorofluoromethane	ND	0.500	"								
Vinyl Chloride	ND	0.500	"								
Xylenes, Total	ND	1.50	"								
Surrogate: SURR: 1,2-Dichloroethane-d4	*9.88*		"	*10.0*		*98.8*	*70-130*				
Surrogate: SURR: Toluene-d8	*11.4*		"	*10.0*		*114*	*70-130*				
Surrogate: SURR: p-Bromofluorobenzene	*9.05*		"	*10.0*		*90.5*	*70-130*				

Volatile Organic Compounds by GC/MS - Quality Control Data

York Analytical Laboratories, Inc.

Analyte	Result	Reporting Limit	Units	Spike Level	Source* Result	%REC	%REC Limits	Flag	RPD	RPD Limit	Flag
Batch BJ50359 - EPA 5030B											
LCS (BJ50359-BS1)								Prepared & Analyzed: 10/06/2025			
1,1,1-Trichloroethane	9.23		ug/L	10.0		92.3	70-130			20	
1,1,2,2-Tetrachloroethane	10.3		"	10.0		103	70-130			20	
1,1,2-Trichloro-1,2,2-trifluoroethane (Freon 113)	13.4		"	10.0		134	70-130	High Bias		20	
1,1,2-Trichloroethane	10.5		"	10.0		105	70-130			20	
1,1-Dichloroethane	8.44		"	10.0		84.4	70-130			20	
1,1-Dichloroethylene	12.2		"	10.0		122	70-130			20	
1,2,3-Trichlorobenzene	9.37		"	10.0		93.7	70-130			20	
1,2,4-Trichlorobenzene	9.86		"	10.0		98.6	70-130			20	
1,2-Dibromo-3-chloropropane	8.57		"	10.0		85.7	40-160			20	
1,2-Dibromoethane	10.7		"	10.0		107	70-130			20	
1,2-Dichlorobenzene	9.70		"	10.0		97.0	70-130			20	
1,2-Dichloroethane	9.09		"	10.0		90.9	70-130			20	
1,2-Dichloropropane	9.20		"	10.0		92.0	70-130			20	
1,3-Dichlorobenzene	9.48		"	10.0		94.8	70-130			20	
1,4-Dichlorobenzene	9.79		"	10.0		97.9	70-130			20	
2-Butanone	9.10		"	10.0		91.0	40-160			20	
2-Hexanone	9.88		"	10.0		98.8	40-160			20	
4-Methyl-2-pentanone	10.3		"	10.0		103	40-160			20	
Acetone	8.39		"	10.0		83.9	40-160			20	
Benzene	9.23		"	10.0		92.3	70-130			20	
Bromochloromethane	9.21		"	10.0		92.1	70-130			20	
Bromodichloromethane	9.57		"	10.0		95.7	70-130			20	
Bromoform	11.2		"	10.0		112	70-130			20	
Bromomethane	10.6		"	10.0		106	40-160			20	
Carbon disulfide	10.6		"	10.0		106	40-160			20	
Carbon tetrachloride	9.43		"	10.0		94.3	70-130			20	
Chlorobenzene	11.1		"	10.0		111	70-130			20	
Chloroethane	18.9		"	10.0		189	40-160	High Bias		20	
Chloroform	8.76		"	10.0		87.6	70-130			20	
Chloromethane	8.79		"	10.0		87.9	40-160			20	
cis-1,2-Dichloroethylene	8.37		"	10.0		83.7	70-130			20	
cis-1,3-Dichloropropylene	9.91		"	10.0		99.1	70-130			20	
Cyclohexane	7.64		"	10.0		76.4	70-130			20	
Dibromochloromethane	10.8		"	10.0		108	70-130			20	
Dichlorodifluoromethane	9.80		"	10.0		98.0	40-160			20	
Ethyl Benzene	10.9		"	10.0		109	70-130			20	
Isopropylbenzene	9.51		"	10.0		95.1	70-130			20	
Methyl acetate	10.9		"	10.0		109	70-130			20	
Methyl tert-butyl ether (MTBE)	9.12		"	10.0		91.2	70-130			20	
Methylcyclohexane	9.67		"	10.0		96.7	70-130			20	
Methylene chloride	13.0		"	10.0		130	70-130			20	
o-Xylene	10.8		"	10.0		108	70-130			20	
p- & m- Xylenes	21.8		"	20.0		109	70-130			20	
p-Isopropyltoluene	9.25		"	10.0		92.5	81-136			30	
Styrene	10.4		"	10.0		104	70-130			20	
Tetrachloroethylene	6.36		"	10.0		63.6	70-130	Low Bias		20	
Toluene	10.8		"	10.0		108	70-130			20	
trans-1,2-Dichloroethylene	8.28		"	10.0		82.8	70-130			20	
trans-1,3-Dichloropropylene	10.1		"	10.0		101	70-130			20	
Trichloroethylene	8.93		"	10.0		89.3	70-130			20	

Volatile Organic Compounds by GC/MS - Quality Control Data

York Analytical Laboratories, Inc.

Analyte	Result	Reporting Limit	Units	Spike Level	Source* Result	%REC	%REC Limits	Flag	RPD	RPD Limit	Flag
Batch BJ50359 - EPA 5030B											
LCS (BJ50359-BS1)								Prepared & Analyzed: 10/06/2025			
Trichlorofluoromethane	15.9		ug/L	10.0		159	40-160			20	
Vinyl Chloride	10.7		"	10.0		107	70-130			20	
Surrogate: SURR: 1,2-Dichloroethane-d4	*9.38*		*"*	*10.0*		*93.8*	*70-130*				
Surrogate: SURR: Toluene-d8	*10.9*		*"*	*10.0*		*109*	*70-130*				
Surrogate: SURR: p-Bromofluorobenzene	*8.78*		*"*	*10.0*		*87.8*	*70-130*				

Volatile Analysis Sample Containers

Lab ID	Client Sample ID	Volatile Sample Container
25I1856-01	MW-10	40mL Clear Vial (pre-pres.) HCl; Cool to 4° C
25I1856-02	MW-33	40mL Clear Vial (pre-pres.) HCl; Cool to 4° C
25I1856-03	MW-32	40mL Clear Vial (pre-pres.) HCl; Cool to 4° C
25I1856-04	MW-30	40mL Clear Vial (pre-pres.) HCl; Cool to 4° C
25I1856-05	MW-27	40mL Clear Vial (pre-pres.) HCl; Cool to 4° C
25I1856-06	MW-25	40mL Clear Vial (pre-pres.) HCl; Cool to 4° C

Sample and Data Qualifiers Relating to This Work Order

QL-02	This LCS analyte is outside Laboratory Recovery limits due the analyte behavior using the referenced method. The reference method has certain limitations with respect to analytes of this nature.
ICVE	The value reported is ESTIMATED. The value is estimated due to its behavior during initial calibration verification (recovery exceeded 30% of expected value).
CCVE	The value reported is ESTIMATED. The value is estimated due to its behavior during continuing calibration verification (>20% Difference for average Rf or >20% Drift for quadratic fit).
B	Analyte is found in the associated analysis batch blank. For volatiles, methylene chloride and acetone are common lab contaminants.

Definitions and Other Explanations

*	Analyte is not certified or the state of the samples origination does not offer certification for the Analyte.
ND	NOT DETECTED - the analyte is not detected at the Reported to level (LOQ/RL or LOD/MDL)
RL	REPORTING LIMIT - the minimum reportable value based upon the lowest point in the analyte calibration curve.
LOQ	LIMIT OF QUANTITATION - the minimum concentration of a target analyte that can be reported within a specified degree of confidence. This is the lowest point in an analyte calibration curve that has been subjected to all steps of the processing/analysis and verified to meet defined criteria. This is based upon NELAC 2009 Standards and applies to all analyses.
LOD	LIMIT OF DETECTION - a verified estimate of the minimum concentration of a substance in a given matrix that an analytical process can reliably detect. This is based upon NELAC 2009 Standards and applies to all analyses conducted under the auspices of EPA SW-846.
MDL	METHOD DETECTION LIMIT - a statistically derived estimate of the minimum amount of a substance an analytical system can reliably detect with a 99% confidence that the concentration of the substance is greater than zero. This is based upon 40 CFR Part 136 Appendix B and applies only to EPA 600 and 200 series methods.
Reported to	This indicates that the data for a particular analysis is reported to either the LOD/MDL, or the LOQ/RL. In cases where the "Reported to" is located above the LOD/MDL, any value between this and the LOQ represents an estimated value which is "J" flagged accordingly. This applies to volatile and semi-volatile target compounds only.
NR	Not reported
RPD	Relative Percent Difference
Wet	The data has been reported on an as-received (wet weight) basis
Low Bias	Low Bias flag indicates that the recovery of the flagged analyte is below the laboratory or regulatory lower control limit. The data user should take note that this analyte may be biased low but should evaluate multiple lines of evidence including the LCS and site-specific MS/MSD data to draw bias conclusions. In cases where no site-specific MS/MSD was requested, only the LCS data can be used to evaluate such bias.
High Bias	High Bias flag indicates that the recovery of the flagged analyte is above the laboratory or regulatory upper control limit. The data user should take note that this analyte may be biased high but should evaluate multiple lines of evidence including the LCS and site-specific MS/MSD data to draw bias conclusions. In cases where no site-specific MS/MSD was requested, only the LCS data can be used to evaluate such bias.
Non-Dir.	Non-dir. flag (Non-Directional Bias) indicates that the Relative Percent Difference (RPD) (a measure of precision) among the MS and MSD data is outside the laboratory or regulatory control limit. This alerts the data user where the MS and MSD are from site-specific samples that the RPD is high due to either non-homogeneous distribution of target analyte between the MS/MSD or indicates poor reproducibility for other reasons.

If EPA SW-846 method 8270 is included herein it is noted that the target compound N-nitrosodiphenylamine (NDPA) decomposes in the gas chromatographic inlet and cannot be separated from diphenylamine (DPA). These results could actually represent 100% DPA, 100% NDPA or some combination of the two. For this reason, York reports the combined result for n-nitrosodiphenylamine and diphenylamine for either of these compounds as a combined concentration as Diphenylamine.

If Total PCBs are detected and the target aroclors reported are "Not detected", the Total PCB value is reported due to the presence of either or both Aroclors 1262 and 1268 which are non-target aroclors for some regulatory lists.

2-chloroethylvinyl ether readily breaks down under acidic conditions. Samples that are acid preserved, including standards will exhibit breakdown. The data user should take note.

Certification for pH is no longer offered by NYDOH ELAP.

Semi-Volatile and Volatile analyses are reported down to the LOD/MDL, with values between the LOD/MDL and the LOQ being "J" flagged as estimated results.

For analyses by EPA SW-846-8270D, the Limit of Quantitation (LOQ) reported for benzidine is based upon the lowest standard used for calibration and is not a verified LOQ due to this compound's propensity for oxidative losses during extraction/concentration procedures and non-reproducible chromatographic performance.

Chain of Custody / Analytical Request Form

76614

25I1856

SR#:

Page 1 of 1

1565 Jefferson Road, Building 300, Suite 360 • Rochester, NY 14623 • +1 585 288 5380 • alsglobal.com

Report To:	ALL SHADED AREAS MUST BE COMPLETED BY THE CLIENT / SAMPLER
Company: LaBella Associates	Project Name: 136 Fuller Road
Contact: Branson Fields	Project Number: 2222575
Email: bfields@LabellaPC.com	ALS Quote #: York # 23I1487
Phone:	Sampler's Signature:
Address: 4 British American BLVD.	Email CC:
Latham, NY 12110	Email CC:
	State Samples Collected (Circle or Write): (NY) MA, PA, CT, Other:

Preservative: 0. None; 1. HCl; 2. HNO3; 3. H2SO4; 4. NAOH; 5. Zn Acet.; 6. MeOH; 7. NaHSO4; 8. Other

Lab ID (ALS)	Sample Collection Information: Sample ID:	Date	Time	Matrix (GW, WW, SW, DW, S, L, NA)	Number of Containers	MS/MSD?	GC/MS VOA - 8260•624•524•TCLP	GC/MS SVOA - 8270 • 625 • TCLP	Pesticides - 8081 • 608 • TCLP	PCBs - 8082 • 608	Herbicides - 8151 • TCLP	Metals, Total - Select Below	Metals, Dissolved - Field / In-Lab Filter	1					Notes:
	MW-10	9/25/25	0910	GW	3									VOCs, 8260 TCL/SCO (low level)					
	MW-33	9/25/25	1010	GW	3									X					
	MW-32	9/25/25	1101	GW	3									X					
	MW-30	9/25/25	1150	GW	3									X					
	MW-27	9/25/25	1258	GW	3									X					
	MW-25	9/25/25	1309	GW	3									X					

Special Instructions / Comments:
Samples going to York's Stratford, CT Lab

Turnaround Requirements
____Rush (Surcharges Apply)
Subject to Availability
Please Check with your PM
X Standard (10 Business Days)
Date Required:

Report Requirements
____Tier II/Cat A -Results/QC
____Tier IV/Cat B - Data Validation Report w/. Data
EDD: X Yes ____No
EDD Type: Excel

Metals: RCRA 8•PP 13•TAL 23•TCLP•Other (List)

VOA/SVOA Report List: TCL • BTEX • TCLP • CP-51/Stars • THM • Other NYCRR 703 5

Invoice To: (□ Same as Report To)
PO #:
Company: LaBella
Contact: Accounts Payable
Email: APDK@labellaPC.com
Phone:
Address:

	Relinquished By:	Received By:	Relinquished By:	Received By:	Relinquished By:	Received By:
Signature		Dan Hogan	David Gough	for Jeff M.	for Jeff M.	
Printed Name	Brandon Kedzierski	Dan Hogan	David Gough	Jorge Cardona	Jorge Cardona	Jorge Cardona
Company	LaBella	ALS	ALS	ALS	ALS	ALS
Date/Time	9/25/25 1447	9/25/25 1447	9/26/25 11:30	9/26/25 11:30	9/26/25 1540	9/26/25 1540

Technical Report

prepared for:

LaBella Associates (Latham)
4 British American Boulevard
Latham NY, 12110
Attention: Branson Fields

Report Date: 12/29/2025
Client Project ID: 136 Fuller Road 2222575
York Project (SDG) No.: 25L1126

120 RESEARCH DRIVE STRATFORD, CT 06615 132-02 89th AVENUE RICHMOND HILL, NY 11418
www.YORKLAB.com (203) 325-1371 FAX (203) 357-0166 ClientServices@yorklab.com

Report Date: 12/29/2025
Client Project ID: 136 Fuller Road 2222575
York Project (SDG) No.: 25L1126

LaBella Associates (Latham)
4 British American Boulevard
Latham NY, 12110
Attention: Branson Fields

Purpose and Results

This report contains the analytical data for the sample(s) identified on the attached chain-of-custody received in our laboratory on December 18, 2025 and listed below. The project was identified as your project: **136 Fuller Road 2222575**.

The analyses were conducted utilizing appropriate EPA, Standard Methods, and ASTM methods as detailed in the data summary tables.

All samples were received in proper condition meeting the customary acceptance requirements for environmental samples except those indicated under the Sample and Analysis Qualifiers section of this report.

All analyses met the method and laboratory standard operating procedure requirements except as indicated by any data flags, the meaning of which are explained in the Sample and Data Qualifiers Relating to This Work Order section of this report and case narrative if applicable.

The results of the analyses, which are all reported on dry weight basis (soils) unless otherwise noted, are detailed in the following pages.

Please contact Client Services at 203.325.1371 with any questions regarding this report.

York Sample ID	Client Sample ID	Matrix	Date Collected	Date Received
25L1126-01	MW-10	Ground Water	12/16/2025	12/18/2025
25L1126-02	MW-33	Ground Water	12/16/2025	12/18/2025
25L1126-03	MW-32	Ground Water	12/16/2025	12/18/2025
25L1126-04	MW-30	Ground Water	12/16/2025	12/18/2025
25L1126-05	MW-25	Ground Water	12/16/2025	12/18/2025
25L1126-06	MW-27	Ground Water	12/16/2025	12/18/2025

General Notes for York Project (SDG) No.: 25L1126

1. The RLs and MDLs (Reporting Limit and Method Detection Limit respectively) reported are adjusted for any dilution necessary due to the levels of target and/or non-target analytes and matrix interference. The RL(REPORTING LIMIT) is based upon the lowest standard utilized for the calibration where applicable.
2. Samples are retained for a period of thirty days after submittal of report, unless other arrangements are made.
3. York's liability for the above data is limited to the dollar value paid to York for the referenced project.
4. This report shall not be reproduced without the written approval of York Analytical Laboratories, Inc.
5. All analyses conducted met method or Laboratory SOP requirements. See the Sample and Data Qualifiers Section for further information.
6. It is noted that no analyses reported herein were subcontracted to another laboratory, unless noted in the report.
7. This report reflects results that relate only to the samples submitted on the attached chain-of-custody form(s) received by York.
8. Analyses conducted at York Analytical Laboratories, Inc. Stratford, CT are indicated by NYDOH-NY10854, NJDEP-CT005, PADEP-68-04440, CTDPH-PH0840; those conducted at York Analytical Laboratories, Inc., Richmond Hill, NY are indicated by NYDOH-NY12058, NJDEP-NY037, CTDPH-PH0837, NHDES-NH2097, MDDEP-375, PADEP-68-06231.

Approved By: 

Cassie Mosher
Laboratory Manager Stratford

Date: 12/29/2025

Client:	LaBella Associates (Latham)	**York Sample ID:**	**25L1126-01**
Client Project:	136 Fuller Road 2222575	**Date Received:**	12/18/2025
Client Sample ID:	MW-10	**Collection Date/Time:**	12/16/25 9:25

Lab ID:	**25L1126-01**	**Laboratory:**	Stratford
Analysis:	**Volatile Organic Compounds by GC/MS**	**Matrix:**	Ground Water
Prep Method:	Sample Prepared by Method: EPA 5030B		

Parameter	Result	Flag	MDL	RL	Dilution	Units	Reference Method	Extracted	Analyzed	Analyst
1,1,1-Trichloroethane	**0.880**		0.266	0.500	1	ug/L	EPA 8260D	12/23/25 16:34	12/24/25 01:08	PMB
1,1,2,2-Tetrachloroethane	ND		0.256	0.500	1	ug/L	EPA 8260D	12/23/25 16:34	12/24/25 01:08	PMB
1,1,2-Trichloro-1,2,2-trifluoroethane (Freon 113)	ND	CCVE	0.286	0.500	1	ug/L	EPA 8260D	12/23/25 16:34	12/24/25 01:08	PMB
1,1,2-Trichloroethane	ND		0.249	0.500	1	ug/L	EPA 8260D	12/23/25 16:34	12/24/25 01:08	PMB
1,1-Dichloroethane	**1.10**		0.272	0.500	1	ug/L	EPA 8260D	12/23/25 16:34	12/24/25 01:08	PMB
1,1-Dichloroethylene	**0.690**	CCVE, ICVE	0.327	0.500	1	ug/L	EPA 8260D	12/23/25 16:34	12/24/25 01:08	PMB
1,2,3-Trichlorobenzene	ND		0.222	0.500	1	ug/L	EPA 8260D	12/23/25 16:34	12/24/25 01:08	PMB
1,2,4-Trichlorobenzene	ND		0.138	0.500	1	ug/L	EPA 8260D	12/23/25 16:34	12/24/25 01:08	PMB
1,2-Dibromo-3-chloropropane	ND		0.432	0.500	1	ug/L	EPA 8260D	12/23/25 16:34	12/24/25 01:08	PMB
1,2-Dibromoethane	ND		0.215	0.500	1	ug/L	EPA 8260D	12/23/25 16:34	12/24/25 01:08	PMB
1,2-Dichlorobenzene	ND		0.270	0.500	1	ug/L	EPA 8260D	12/23/25 16:34	12/24/25 01:08	PMB
1,2-Dichloroethane	ND		0.377	0.500	1	ug/L	EPA 8260D	12/23/25 16:34	12/24/25 01:08	PMB
1,2-Dichloropropane	ND		0.327	0.500	1	ug/L	EPA 8260D	12/23/25 16:34	12/24/25 01:08	PMB
1,3-Dichlorobenzene	ND		0.283	0.500	1	ug/L	EPA 8260D	12/23/25 16:34	12/24/25 01:08	PMB
1,4-Dichlorobenzene	ND		0.311	0.500	1	ug/L	EPA 8260D	12/23/25 16:34	12/24/25 01:08	PMB
2-Butanone	ND		0.421	0.500	1	ug/L	EPA 8260D	12/23/25 16:34	12/24/25 01:08	PMB
2-Hexanone	ND		0.320	0.500	1	ug/L	EPA 8260D	12/23/25 16:34	12/24/25 01:08	PMB
4-Methyl-2-pentanone	ND		0.365	0.500	1	ug/L	EPA 8260D	12/23/25 16:34	12/24/25 01:08	PMB
Acetone	ND		1.34	2.00	1	ug/L	EPA 8260D	12/23/25 16:34	12/24/25 01:08	PMB
Benzene	ND		0.279	0.500	1	ug/L	EPA 8260D	12/23/25 16:34	12/24/25 01:08	PMB
Bromochloromethane	ND		0.354	0.500	1	ug/L	EPA 8260D	12/23/25 16:34	12/24/25 01:08	PMB
Bromodichloromethane	ND		0.245	0.500	1	ug/L	EPA 8260D	12/23/25 16:34	12/24/25 01:08	PMB
Bromoform	ND		0.163	0.500	1	ug/L	EPA 8260D	12/23/25 16:34	12/24/25 01:08	PMB
Bromomethane	ND		0.500	2.00	1	ug/L	EPA 8260D	12/23/25 16:34	12/24/25 01:08	PMB
Carbon disulfide	ND	CCVE	0.362	0.500	1	ug/L	EPA 8260D	12/23/25 16:34	12/24/25 01:08	PMB
Carbon tetrachloride	ND	CCVE	0.204	0.500	1	ug/L	EPA 8260D	12/23/25 16:34	12/24/25 01:08	PMB
Chlorobenzene	ND		0.284	0.500	1	ug/L	EPA 8260D	12/23/25 16:34	12/24/25 01:08	PMB
Chloroethane	ND		0.448	0.500	1	ug/L	EPA 8260D	12/23/25 16:34	12/24/25 01:08	PMB
Chloroform	**0.990**		0.243	0.500	1	ug/L	EPA 8260D	12/23/25 16:34	12/24/25 01:08	PMB
Chloromethane	ND		0.372	0.500	1	ug/L	EPA 8260D	12/23/25 16:34	12/24/25 01:08	PMB
cis-1,2-Dichloroethylene	**18.7**		0.294	0.500	1	ug/L	EPA 8260D	12/23/25 16:34	12/24/25 01:08	PMB
cis-1,3-Dichloropropylene	ND		0.262	0.500	1	ug/L	EPA 8260D	12/23/25 16:34	12/24/25 01:08	PMB
Cyclohexane	ND		0.491	0.500	1	ug/L	EPA 8260D	12/23/25 16:34	12/24/25 01:08	PMB
Dibromochloromethane	ND		0.146	0.500	1	ug/L	EPA 8260D	12/23/25 16:34	12/24/25 01:08	PMB
Dichlorodifluoromethane	ND	CCVE	0.451	0.500	1	ug/L	EPA 8260D	12/23/25 16:34	12/24/25 01:08	PMB
Ethyl Benzene	ND		0.290	0.500	1	ug/L	EPA 8260D	12/23/25 16:34	12/24/25 01:08	PMB
Isopropylbenzene	ND		0.405	0.500	1	ug/L	EPA 8260D	12/23/25 16:34	12/24/25 01:08	PMB
Methyl acetate	ND		0.442	0.500	1	ug/L	EPA 8260D	12/23/25 16:34	12/24/25 01:08	PMB
Methyl tert-butyl ether (MTBE)	ND		0.244	0.500	1	ug/L	EPA 8260D	12/23/25 16:34	12/24/25 01:08	PMB
Methylcyclohexane	ND		0.477	0.500	1	ug/L	EPA 8260D	12/23/25 16:34	12/24/25 01:08	PMB
Methylene chloride	ND		0.397	2.00	1	ug/L	EPA 8260D	12/23/25 16:34	12/24/25 01:08	PMB
o-Xylene	ND		0.261	0.500	1	ug/L	EPA 8260D	12/23/25 16:34	12/24/25 01:08	PMB
p- & m- Xylenes	ND		0.578	1.00	1	ug/L	EPA 8260D	12/23/25 16:34	12/24/25 01:08	PMB

Client:	LaBella Associates (Latham)	**York Sample ID:**	**25L1126-01**
Client Project:	136 Fuller Road 2222575	**Date Received:**	12/18/2025
Client Sample ID:	MW-10	**Collection Date/Time:**	12/16/25 9:25

Lab ID:	**25L1126-01**	**Laboratory:**	Stratford
Analysis:	**Volatile Organic Compounds by GC/MS**	**Matrix:**	Ground Water
Prep Method:	Sample Prepared by Method: EPA 5030B		

Parameter	Result	Flag	MDL	RL	Dilution	Units	Reference Method	Extracted	Analyzed	Analyst
p-Isopropyltoluene	ND		0.377	0.500	1	ug/L	EPA 8260D	12/23/25 16:34	12/24/25 01:08	PMB
Styrene	ND		0.255	0.500	1	ug/L	EPA 8260D	12/23/25 16:34	12/24/25 01:08	PMB
Tetrachloroethylene	**4.83**	CCVE, ICVE, QL-02	0.239	0.500	1	ug/L	EPA 8260D	12/23/25 16:34	12/24/25 01:08	PMB
Toluene	ND		0.346	0.500	1	ug/L	EPA 8260D	12/23/25 16:34	12/24/25 01:08	PMB
trans-1,2-Dichloroethylene	**0.530**	CCVE	0.279	0.500	1	ug/L	EPA 8260D	12/23/25 16:34	12/24/25 01:08	PMB
trans-1,3-Dichloropropylene	ND		0.229	0.500	1	ug/L	EPA 8260D	12/23/25 16:34	12/24/25 01:08	PMB
Trichloroethylene	**3.95**		0.249	0.500	1	ug/L	EPA 8260D	12/23/25 16:34	12/24/25 01:08	PMB
Trichlorofluoromethane	ND	CCVE	0.337	0.500	1	ug/L	EPA 8260D	12/23/25 16:34	12/24/25 01:08	PMB
Vinyl Chloride	ND	CCVE	0.469	0.500	1	ug/L	EPA 8260D	12/23/25 16:34	12/24/25 01:08	PMB
Xylenes, Total	ND	CAL-E	0.839	1.50	1	ug/L	EPA 8260D	12/23/25 16:34	12/24/25 01:08	PMB

Surrogate Recoveries	Result	Flag	Acceptance Range	Reference Method	Analyzed
Surrogate: SURR: 1,2-Dichloroethane-d4	*101 %*		*70-130*	*EPA 8260D*	*12/24/25 01:08*
Surrogate: SURR: Toluene-d8	*99.0 %*		*70-130*	*EPA 8260D*	*12/24/25 01:08*
Surrogate: SURR: p-Bromofluorobenzene	*101 %*		*70-130*	*EPA 8260D*	*12/24/25 01:08*

Client:	LaBella Associates (Latham)	**York Sample ID:**	**25L1126-02**
Client Project:	136 Fuller Road 2222575	**Date Received:**	12/18/2025
Client Sample ID:	MW-33	**Collection Date/Time:**	12/16/25 11:03

Lab ID:	**25L1126-02**	**Laboratory:**	Stratford
Analysis:	**Volatile Organic Compounds by GC/MS**	**Matrix:**	Ground Water
Prep Method:	Sample Prepared by Method: EPA 5030B		

Parameter	Result	Flag	MDL	RL	Dilution	Units	Reference Method	Extracted	Analyzed	Analyst
1,1,1-Trichloroethane	**0.280**		0.266	0.500	1	ug/L	EPA 8260D	12/23/25 16:34	12/24/25 01:40	PMB
1,1,2,2-Tetrachloroethane	ND		0.256	0.500	1	ug/L	EPA 8260D	12/23/25 16:34	12/24/25 01:40	PMB
1,1,2-Trichloro-1,2,2-trifluoroethane (Freon 113)	ND	CCVE	0.286	0.500	1	ug/L	EPA 8260D	12/23/25 16:34	12/24/25 01:40	PMB
1,1,2-Trichloroethane	ND		0.249	0.500	1	ug/L	EPA 8260D	12/23/25 16:34	12/24/25 01:40	PMB
1,1-Dichloroethane	**8.96**		0.272	0.500	1	ug/L	EPA 8260D	12/23/25 16:34	12/24/25 01:40	PMB
1,1-Dichloroethylene	**2.94**	CCVE, ICVE	0.327	0.500	1	ug/L	EPA 8260D	12/23/25 16:34	12/24/25 01:40	PMB
1,2,3-Trichlorobenzene	ND		0.222	0.500	1	ug/L	EPA 8260D	12/23/25 16:34	12/24/25 01:40	PMB
1,2,4-Trichlorobenzene	ND		0.138	0.500	1	ug/L	EPA 8260D	12/23/25 16:34	12/24/25 01:40	PMB
1,2-Dibromo-3-chloropropane	ND		0.432	0.500	1	ug/L	EPA 8260D	12/23/25 16:34	12/24/25 01:40	PMB
1,2-Dibromoethane	ND		0.215	0.500	1	ug/L	EPA 8260D	12/23/25 16:34	12/24/25 01:40	PMB
1,2-Dichlorobenzene	ND		0.270	0.500	1	ug/L	EPA 8260D	12/23/25 16:34	12/24/25 01:40	PMB
1,2-Dichloroethane	ND		0.377	0.500	1	ug/L	EPA 8260D	12/23/25 16:34	12/24/25 01:40	PMB

Client:	LaBella Associates (Latham)	**York Sample ID:**	**25L1126-02**
Client Project:	136 Fuller Road 2222575	**Date Received:**	12/18/2025
Client Sample ID:	MW-33	**Collection Date/Time:**	12/16/25 11:03

Lab ID:	**25L1126-02**	**Laboratory:**	Stratford
Analysis:	**Volatile Organic Compounds by GC/MS**	**Matrix:**	Ground Water
Prep Method:	Sample Prepared by Method: EPA 5030B		

Parameter	Result	Flag	MDL	RL	Dilution	Units	Reference Method	Extracted	Analyzed	Analyst
1,2-Dichloropropane	ND		0.327	0.500	1	ug/L	EPA 8260D	12/23/25 16:34	12/24/25 01:40	PMB
1,3-Dichlorobenzene	ND		0.283	0.500	1	ug/L	EPA 8260D	12/23/25 16:34	12/24/25 01:40	PMB
1,4-Dichlorobenzene	ND		0.311	0.500	1	ug/L	EPA 8260D	12/23/25 16:34	12/24/25 01:40	PMB
2-Butanone	ND		0.421	0.500	1	ug/L	EPA 8260D	12/23/25 16:34	12/24/25 01:40	PMB
2-Hexanone	ND		0.320	0.500	1	ug/L	EPA 8260D	12/23/25 16:34	12/24/25 01:40	PMB
4-Methyl-2-pentanone	ND		0.365	0.500	1	ug/L	EPA 8260D	12/23/25 16:34	12/24/25 01:40	PMB
Acetone	ND		1.34	2.00	1	ug/L	EPA 8260D	12/23/25 16:34	12/24/25 01:40	PMB
Benzene	ND		0.279	0.500	1	ug/L	EPA 8260D	12/23/25 16:34	12/24/25 01:40	PMB
Bromochloromethane	ND		0.354	0.500	1	ug/L	EPA 8260D	12/23/25 16:34	12/24/25 01:40	PMB
Bromodichloromethane	ND		0.245	0.500	1	ug/L	EPA 8260D	12/23/25 16:34	12/24/25 01:40	PMB
Bromoform	ND		0.163	0.500	1	ug/L	EPA 8260D	12/23/25 16:34	12/24/25 01:40	PMB
Bromomethane	ND		0.500	2.00	1	ug/L	EPA 8260D	12/23/25 16:34	12/24/25 01:40	PMB
Carbon disulfide	**0.390**	CCVE	0.362	0.500	1	ug/L	EPA 8260D	12/23/25 16:34	12/24/25 01:40	PMB
Carbon tetrachloride	ND	CCVE	0.204	0.500	1	ug/L	EPA 8260D	12/23/25 16:34	12/24/25 01:40	PMB
Chlorobenzene	ND		0.284	0.500	1	ug/L	EPA 8260D	12/23/25 16:34	12/24/25 01:40	PMB
Chloroethane	ND		0.448	0.500	1	ug/L	EPA 8260D	12/23/25 16:34	12/24/25 01:40	PMB
Chloroform	ND		0.243	0.500	1	ug/L	EPA 8260D	12/23/25 16:34	12/24/25 01:40	PMB
Chloromethane	ND		0.372	0.500	1	ug/L	EPA 8260D	12/23/25 16:34	12/24/25 01:40	PMB
cis-1,2-Dichloroethylene	**6.12**		0.294	0.500	1	ug/L	EPA 8260D	12/23/25 16:34	12/24/25 01:40	PMB
cis-1,3-Dichloropropylene	ND		0.262	0.500	1	ug/L	EPA 8260D	12/23/25 16:34	12/24/25 01:40	PMB
Cyclohexane	ND		0.491	0.500	1	ug/L	EPA 8260D	12/23/25 16:34	12/24/25 01:40	PMB
Dibromochloromethane	ND		0.146	0.500	1	ug/L	EPA 8260D	12/23/25 16:34	12/24/25 01:40	PMB
Dichlorodifluoromethane	**10.7**	CCVE, ICVE, QL-02	0.451	0.500	1	ug/L	EPA 8260D	12/23/25 16:34	12/24/25 01:40	PMB
Ethyl Benzene	**0.610**		0.290	0.500	1	ug/L	EPA 8260D	12/23/25 16:34	12/24/25 01:40	PMB
Isopropylbenzene	ND		0.405	0.500	1	ug/L	EPA 8260D	12/23/25 16:34	12/24/25 01:40	PMB
Methyl acetate	ND		0.442	0.500	1	ug/L	EPA 8260D	12/23/25 16:34	12/24/25 01:40	PMB
Methyl tert-butyl ether (MTBE)	ND		0.244	0.500	1	ug/L	EPA 8260D	12/23/25 16:34	12/24/25 01:40	PMB
Methylcyclohexane	**0.520**		0.477	0.500	1	ug/L	EPA 8260D	12/23/25 16:34	12/24/25 01:40	PMB
Methylene chloride	ND		0.397	2.00	1	ug/L	EPA 8260D	12/23/25 16:34	12/24/25 01:40	PMB
o-Xylene	ND		0.261	0.500	1	ug/L	EPA 8260D	12/23/25 16:34	12/24/25 01:40	PMB
p- & m- Xylenes	ND		0.578	1.00	1	ug/L	EPA 8260D	12/23/25 16:34	12/24/25 01:40	PMB
p-Isopropyltoluene	ND		0.377	0.500	1	ug/L	EPA 8260D	12/23/25 16:34	12/24/25 01:40	PMB
Styrene	ND		0.255	0.500	1	ug/L	EPA 8260D	12/23/25 16:34	12/24/25 01:40	PMB
Tetrachloroethylene	**15.6**	CCVE, ICVE, QL-02	0.239	0.500	1	ug/L	EPA 8260D	12/23/25 16:34	12/24/25 01:40	PMB
Toluene	ND		0.346	0.500	1	ug/L	EPA 8260D	12/23/25 16:34	12/24/25 01:40	PMB
trans-1,2-Dichloroethylene	ND	CCVE	0.279	0.500	1	ug/L	EPA 8260D	12/23/25 16:34	12/24/25 01:40	PMB
trans-1,3-Dichloropropylene	ND		0.229	0.500	1	ug/L	EPA 8260D	12/23/25 16:34	12/24/25 01:40	PMB
Trichloroethylene	**3.89**		0.249	0.500	1	ug/L	EPA 8260D	12/23/25 16:34	12/24/25 01:40	PMB
Trichlorofluoromethane	**8.10**	CCVE	0.337	0.500	1	ug/L	EPA 8260D	12/23/25 16:34	12/24/25 01:40	PMB
Vinyl Chloride	ND	CCVE	0.469	0.500	1	ug/L	EPA 8260D	12/23/25 16:34	12/24/25 01:40	PMB
Xylenes, Total	ND	CAL-E	0.839	1.50	1	ug/L	EPA 8260D	12/23/25 16:34	12/24/25 01:40	PMB

Surrogate Recoveries	Result	Flag	Acceptance Range	Reference Method	Analyzed

Client:	LaBella Associates (Latham)	**York Sample ID:**	**25L1126-02**
Client Project:	136 Fuller Road 2222575	**Date Received:**	12/18/2025
Client Sample ID:	MW-33	**Collection Date/Time:**	12/16/25 11:03

Lab ID:	**25L1126-02**	**Laboratory:**	Stratford
Analysis:	**Volatile Organic Compounds by GC/MS**	**Matrix:**	Ground Water
Prep Method:	Sample Prepared by Method: EPA 5030B		

Surrogate Recoveries	Result	Flag	Acceptance Range	Reference Method	Analyzed
Surrogate: SURR: 1,2-Dichloroethane-d4	*103 %*		*70-130*	*EPA 8260D*	*12/24/25 01:40*
Surrogate: SURR: Toluene-d8	*99.7 %*		*70-130*	*EPA 8260D*	*12/24/25 01:40*
Surrogate: SURR: p-Bromofluorobenzene	*101 %*		*70-130*	*EPA 8260D*	*12/24/25 01:40*

Client:	LaBella Associates (Latham)	**York Sample ID:**	**25L1126-03**
Client Project:	136 Fuller Road 2222575	**Date Received:**	12/18/2025
Client Sample ID:	MW-32	**Collection Date/Time:**	12/16/25 11:55

Lab ID:	**25L1126-03**	**Laboratory:**	Stratford
Analysis:	**Volatile Organic Compounds by GC/MS**	**Matrix:**	Ground Water
Prep Method:	Sample Prepared by Method: EPA 5030B		

Parameter	Result	Flag	MDL	RL	Dilution	Units	Reference Method	Extracted	Analyzed	Analyst
1,1,1-Trichloroethane	**4100**		53.2	100	200	ug/L	EPA 8260D	12/24/25 6:36	12/25/25 07:11	PMB
1,1,2,2-Tetrachloroethane	ND		0.256	0.500	1	ug/L	EPA 8260D	12/23/25 16:34	12/24/25 02:12	PMB
1,1,2-Trichloro-1,2,2-trifluoroethane (Freon 113)	ND	CCVE	0.286	0.500	1	ug/L	EPA 8260D	12/23/25 16:34	12/24/25 02:12	PMB
1,1,2-Trichloroethane	**1.24**		0.249	0.500	1	ug/L	EPA 8260D	12/23/25 16:34	12/24/25 02:12	PMB
1,1-Dichloroethane	**76.0**		6.80	12.5	25	ug/L	EPA 8260D	12/24/25 6:36	12/25/25 06:40	PMB
1,1-Dichloroethylene	**173**	ICVE	8.18	12.5	25	ug/L	EPA 8260D	12/24/25 6:36	12/25/25 06:40	PMB
1,2,3-Trichlorobenzene	ND		0.222	0.500	1	ug/L	EPA 8260D	12/23/25 16:34	12/24/25 02:12	PMB
1,2,4-Trichlorobenzene	ND		0.138	0.500	1	ug/L	EPA 8260D	12/23/25 16:34	12/24/25 02:12	PMB
1,2-Dibromo-3-chloropropane	ND		0.432	0.500	1	ug/L	EPA 8260D	12/23/25 16:34	12/24/25 02:12	PMB
1,2-Dibromoethane	ND		0.215	0.500	1	ug/L	EPA 8260D	12/23/25 16:34	12/24/25 02:12	PMB
1,2-Dichlorobenzene	ND		0.270	0.500	1	ug/L	EPA 8260D	12/23/25 16:34	12/24/25 02:12	PMB
1,2-Dichloroethane	ND		0.377	0.500	1	ug/L	EPA 8260D	12/23/25 16:34	12/24/25 02:12	PMB
1,2-Dichloropropane	ND		0.327	0.500	1	ug/L	EPA 8260D	12/23/25 16:34	12/24/25 02:12	PMB
1,3-Dichlorobenzene	ND		0.283	0.500	1	ug/L	EPA 8260D	12/23/25 16:34	12/24/25 02:12	PMB
1,4-Dichlorobenzene	ND		0.311	0.500	1	ug/L	EPA 8260D	12/23/25 16:34	12/24/25 02:12	PMB
2-Butanone	ND		0.421	0.500	1	ug/L	EPA 8260D	12/23/25 16:34	12/24/25 02:12	PMB
2-Hexanone	ND		0.320	0.500	1	ug/L	EPA 8260D	12/23/25 16:34	12/24/25 02:12	PMB
4-Methyl-2-pentanone	ND		0.365	0.500	1	ug/L	EPA 8260D	12/23/25 16:34	12/24/25 02:12	PMB
Acetone	ND		1.34	2.00	1	ug/L	EPA 8260D	12/23/25 16:34	12/24/25 02:12	PMB
Benzene	**0.280**		0.279	0.500	1	ug/L	EPA 8260D	12/23/25 16:34	12/24/25 02:12	PMB
Bromochloromethane	ND		0.354	0.500	1	ug/L	EPA 8260D	12/23/25 16:34	12/24/25 02:12	PMB
Bromodichloromethane	ND		0.245	0.500	1	ug/L	EPA 8260D	12/23/25 16:34	12/24/25 02:12	PMB
Bromoform	ND		0.163	0.500	1	ug/L	EPA 8260D	12/23/25 16:34	12/24/25 02:12	PMB
Bromomethane	ND		0.500	2.00	1	ug/L	EPA 8260D	12/23/25 16:34	12/24/25 02:12	PMB
Carbon disulfide	ND	CCVE	0.362	0.500	1	ug/L	EPA 8260D	12/23/25 16:34	12/24/25 02:12	PMB
Carbon tetrachloride	ND	CCVE	0.204	0.500	1	ug/L	EPA 8260D	12/23/25 16:34	12/24/25 02:12	PMB
Chlorobenzene	**0.400**		0.284	0.500	1	ug/L	EPA 8260D	12/23/25 16:34	12/24/25 02:12	PMB

Client:	LaBella Associates (Latham)	**York Sample ID:**	**25L1126-03**
Client Project:	136 Fuller Road 2222575	**Date Received:**	12/18/2025
Client Sample ID:	MW-32	**Collection Date/Time:**	12/16/25 11:55

Lab ID:	**25L1126-03**	**Laboratory:**	Stratford
Analysis:	**Volatile Organic Compounds by GC/MS**	**Matrix:**	Ground Water
Prep Method:	Sample Prepared by Method: EPA 5030B		

Parameter	Result	Flag	MDL	RL	Dilution	Units	Reference Method	Extracted	Analyzed	Analyst
Chloroethane	ND		0.448	0.500	1	ug/L	EPA 8260D	12/23/25 16:34	12/24/25 02:12	PMB
Chloroform	**0.300**		0.243	0.500	1	ug/L	EPA 8260D	12/23/25 16:34	12/24/25 02:12	PMB
Chloromethane	ND		0.372	0.500	1	ug/L	EPA 8260D	12/23/25 16:34	12/24/25 02:12	PMB
cis-1,2-Dichloroethylene	**110**		7.35	12.5	25	ug/L	EPA 8260D	12/24/25 6:36	12/25/25 06:40	PMB
cis-1,3-Dichloropropylene	ND		0.262	0.500	1	ug/L	EPA 8260D	12/23/25 16:34	12/24/25 02:12	PMB
Cyclohexane	ND		0.491	0.500	1	ug/L	EPA 8260D	12/23/25 16:34	12/24/25 02:12	PMB
Dibromochloromethane	ND		0.146	0.500	1	ug/L	EPA 8260D	12/23/25 16:34	12/24/25 02:12	PMB
Dichlorodifluoromethane	**1.48**	CCVE, ICVE, QL-02	0.451	0.500	1	ug/L	EPA 8260D	12/23/25 16:34	12/24/25 02:12	PMB
Ethyl Benzene	ND		0.290	0.500	1	ug/L	EPA 8260D	12/23/25 16:34	12/24/25 02:12	PMB
Isopropylbenzene	ND		0.405	0.500	1	ug/L	EPA 8260D	12/23/25 16:34	12/24/25 02:12	PMB
Methyl acetate	ND		0.442	0.500	1	ug/L	EPA 8260D	12/23/25 16:34	12/24/25 02:12	PMB
Methyl tert-butyl ether (MTBE)	**0.700**		0.244	0.500	1	ug/L	EPA 8260D	12/23/25 16:34	12/24/25 02:12	PMB
Methylcyclohexane	**0.920**		0.477	0.500	1	ug/L	EPA 8260D	12/23/25 16:34	12/24/25 02:12	PMB
Methylene chloride	ND		0.397	2.00	1	ug/L	EPA 8260D	12/23/25 16:34	12/24/25 02:12	PMB
o-Xylene	**1.06**		0.261	0.500	1	ug/L	EPA 8260D	12/23/25 16:34	12/24/25 02:12	PMB
p- & m- Xylenes	ND		0.578	1.00	1	ug/L	EPA 8260D	12/23/25 16:34	12/24/25 02:12	PMB
p-Isopropyltoluene	ND		0.377	0.500	1	ug/L	EPA 8260D	12/23/25 16:34	12/24/25 02:12	PMB
Styrene	ND		0.255	0.500	1	ug/L	EPA 8260D	12/23/25 16:34	12/24/25 02:12	PMB
Tetrachloroethylene	**8460**	ICVE, QL-02	47.8	100	200	ug/L	EPA 8260D	12/24/25 6:36	12/25/25 07:11	PMB
Toluene	**1.45**		0.346	0.500	1	ug/L	EPA 8260D	12/23/25 16:34	12/24/25 02:12	PMB
trans-1,2-Dichloroethylene	**1.80**	CCVE	0.279	0.500	1	ug/L	EPA 8260D	12/23/25 16:34	12/24/25 02:12	PMB
trans-1,3-Dichloropropylene	ND		0.229	0.500	1	ug/L	EPA 8260D	12/23/25 16:34	12/24/25 02:12	PMB
Trichloroethylene	**102**		6.22	12.5	25	ug/L	EPA 8260D	12/24/25 6:36	12/25/25 06:40	PMB
Trichlorofluoromethane	**3.66**	CCVE	0.337	0.500	1	ug/L	EPA 8260D	12/23/25 16:34	12/24/25 02:12	PMB
Vinyl Chloride	ND	CCVE	0.469	0.500	1	ug/L	EPA 8260D	12/23/25 16:34	12/24/25 02:12	PMB
Xylenes, Total	**1.06**	CAL-E	0.839	1.50	1	ug/L	EPA 8260D	12/23/25 16:34	12/24/25 02:12	PMB

Surrogate Recoveries	Result	Flag	Acceptance Range	Reference Method	Analyzed
Surrogate: SURR: 1,2-Dichloroethane-d4	*100 %*		*70-130*	*EPA 8260D*	*12/24/25 02:12*
Surrogate: SURR: Toluene-d8	*104 %*		*70-130*	*EPA 8260D*	*12/24/25 02:12*

Client:	LaBella Associates (Latham)	**York Sample ID:**	**25L1126-04**
Client Project:	136 Fuller Road 2222575	**Date Received:**	12/18/2025
Client Sample ID:	MW-30	**Collection Date/Time:**	12/16/25 12:57

Lab ID:	**25L1126-04**	**Laboratory:**	Stratford
Analysis:	**Volatile Organic Compounds by GC/MS**	**Matrix:**	Ground Water
Prep Method:	Sample Prepared by Method: EPA 5030B		

Client:	LaBella Associates (Latham)	**York Sample ID:**	**25L1126-04**
Client Project:	136 Fuller Road 2222575	**Date Received:**	12/18/2025
Client Sample ID:	MW-30	**Collection Date/Time:**	12/16/25 12:57

Lab ID:	**25L1126-04**	**Laboratory:**	Stratford
Analysis:	**Volatile Organic Compounds by GC/MS**	**Matrix:**	Ground Water
Prep Method:	Sample Prepared by Method: EPA 5030B		

Parameter	Result	Flag	MDL	RL	Dilution	Units	Reference Method	Extracted	Analyzed	Analyst
1,1,1-Trichloroethane	**438**		6.65	12.5	25	ug/L	EPA 8260D	12/24/25 6:36	12/25/25 08:14	PMB
1,1,2,2-Tetrachloroethane	ND		0.256	0.500	1	ug/L	EPA 8260D	12/23/25 16:34	12/24/25 05:21	PMB
1,1,2-Trichloro-1,2,2-trifluoroethane (Freon 113)	ND	CCVE	0.286	0.500	1	ug/L	EPA 8260D	12/23/25 16:34	12/24/25 05:21	PMB
1,1,2-Trichloroethane	**0.560**		0.249	0.500	1	ug/L	EPA 8260D	12/23/25 16:34	12/24/25 05:21	PMB
1,1-Dichloroethane	**152**		6.80	12.5	25	ug/L	EPA 8260D	12/24/25 6:36	12/25/25 08:14	PMB
1,1-Dichloroethylene	**28.9**	CCVE, ICVE	0.327	0.500	1	ug/L	EPA 8260D	12/23/25 16:34	12/24/25 05:21	PMB
1,2,3-Trichlorobenzene	ND		0.222	0.500	1	ug/L	EPA 8260D	12/23/25 16:34	12/24/25 05:21	PMB
1,2,4-Trichlorobenzene	ND		0.138	0.500	1	ug/L	EPA 8260D	12/23/25 16:34	12/24/25 05:21	PMB
1,2-Dibromo-3-chloropropane	ND		0.432	0.500	1	ug/L	EPA 8260D	12/23/25 16:34	12/24/25 05:21	PMB
1,2-Dibromoethane	ND		0.215	0.500	1	ug/L	EPA 8260D	12/23/25 16:34	12/24/25 05:21	PMB
1,2-Dichlorobenzene	ND		0.270	0.500	1	ug/L	EPA 8260D	12/23/25 16:34	12/24/25 05:21	PMB
1,2-Dichloroethane	**1.21**		0.377	0.500	1	ug/L	EPA 8260D	12/23/25 16:34	12/24/25 05:21	PMB
1,2-Dichloropropane	ND		0.327	0.500	1	ug/L	EPA 8260D	12/23/25 16:34	12/24/25 05:21	PMB
1,3-Dichlorobenzene	ND		0.283	0.500	1	ug/L	EPA 8260D	12/23/25 16:34	12/24/25 05:21	PMB
1,4-Dichlorobenzene	ND		0.311	0.500	1	ug/L	EPA 8260D	12/23/25 16:34	12/24/25 05:21	PMB
2-Butanone	ND		0.421	0.500	1	ug/L	EPA 8260D	12/23/25 16:34	12/24/25 05:21	PMB
2-Hexanone	ND		0.320	0.500	1	ug/L	EPA 8260D	12/23/25 16:34	12/24/25 05:21	PMB
4-Methyl-2-pentanone	ND		0.365	0.500	1	ug/L	EPA 8260D	12/23/25 16:34	12/24/25 05:21	PMB
Acetone	**4.21**		1.34	2.00	1	ug/L	EPA 8260D	12/23/25 16:34	12/24/25 05:21	PMB
Benzene	**0.720**		0.279	0.500	1	ug/L	EPA 8260D	12/23/25 16:34	12/24/25 05:21	PMB
Bromochloromethane	ND		0.354	0.500	1	ug/L	EPA 8260D	12/23/25 16:34	12/24/25 05:21	PMB
Bromodichloromethane	ND		0.245	0.500	1	ug/L	EPA 8260D	12/23/25 16:34	12/24/25 05:21	PMB
Bromoform	**8.27**		0.163	0.500	1	ug/L	EPA 8260D	12/23/25 16:34	12/24/25 05:21	PMB
Bromomethane	ND		0.500	2.00	1	ug/L	EPA 8260D	12/23/25 16:34	12/24/25 05:21	PMB
Carbon disulfide	ND	CCVE	0.362	0.500	1	ug/L	EPA 8260D	12/23/25 16:34	12/24/25 05:21	PMB
Carbon tetrachloride	ND	CCVE	0.204	0.500	1	ug/L	EPA 8260D	12/23/25 16:34	12/24/25 05:21	PMB
Chlorobenzene	**0.300**		0.284	0.500	1	ug/L	EPA 8260D	12/23/25 16:34	12/24/25 05:21	PMB
Chloroethane	**20.3**	ICVE, QL-02	0.448	0.500	1	ug/L	EPA 8260D	12/23/25 16:34	12/24/25 05:21	PMB
Chloroform	**0.760**		0.243	0.500	1	ug/L	EPA 8260D	12/23/25 16:34	12/24/25 05:21	PMB
Chloromethane	ND		0.372	0.500	1	ug/L	EPA 8260D	12/23/25 16:34	12/24/25 05:21	PMB
cis-1,2-Dichloroethylene	**884**		7.35	12.5	25	ug/L	EPA 8260D	12/24/25 6:36	12/25/25 08:14	PMB
cis-1,3-Dichloropropylene	ND		0.262	0.500	1	ug/L	EPA 8260D	12/23/25 16:34	12/24/25 05:21	PMB
Cyclohexane	ND		0.491	0.500	1	ug/L	EPA 8260D	12/23/25 16:34	12/24/25 05:21	PMB
Dibromochloromethane	ND		0.146	0.500	1	ug/L	EPA 8260D	12/23/25 16:34	12/24/25 05:21	PMB
Dichlorodifluoromethane	**63.2**	CCVE, ICVE, QL-02	0.451	0.500	1	ug/L	EPA 8260D	12/23/25 16:34	12/24/25 05:21	PMB
Ethyl Benzene	**6.50**		0.290	0.500	1	ug/L	EPA 8260D	12/23/25 16:34	12/24/25 05:21	PMB
Isopropylbenzene	**0.430**		0.405	0.500	1	ug/L	EPA 8260D	12/23/25 16:34	12/24/25 05:21	PMB
Methyl acetate	ND		0.442	0.500	1	ug/L	EPA 8260D	12/23/25 16:34	12/24/25 05:21	PMB
Methyl tert-butyl ether (MTBE)	ND		0.244	0.500	1	ug/L	EPA 8260D	12/23/25 16:34	12/24/25 05:21	PMB
Methylcyclohexane	**1.61**		0.477	0.500	1	ug/L	EPA 8260D	12/23/25 16:34	12/24/25 05:21	PMB
Methylene chloride	ND		0.397	2.00	1	ug/L	EPA 8260D	12/23/25 16:34	12/24/25 05:21	PMB
o-Xylene	**27.5**		0.261	0.500	1	ug/L	EPA 8260D	12/23/25 16:34	12/24/25 05:21	PMB

Client:	LaBella Associates (Latham)	**York Sample ID:**	**25L1126-04**
Client Project:	136 Fuller Road 2222575	**Date Received:**	12/18/2025
Client Sample ID:	MW-30	**Collection Date/Time:**	12/16/25 12:57

Lab ID:	**25L1126-04**	**Laboratory:**	Stratford
Analysis:	**Volatile Organic Compounds by GC/MS**	**Matrix:**	Ground Water
Prep Method:	Sample Prepared by Method: EPA 5030B		

Parameter	Result	Flag	MDL	RL	Dilution	Units	Reference Method	Extracted	Analyzed	Analyst
p- & m- Xylenes	**22.7**		0.578	1.00	1	ug/L	EPA 8260D	12/23/25 16:34	12/24/25 05:21	PMB
p-Isopropyltoluene	ND		0.377	0.500	1	ug/L	EPA 8260D	12/23/25 16:34	12/24/25 05:21	PMB
Styrene	ND		0.255	0.500	1	ug/L	EPA 8260D	12/23/25 16:34	12/24/25 05:21	PMB
Tetrachloroethylene	**5670**	ICVE, QL-02	47.8	100	200	ug/L	EPA 8260D	12/24/25 6:36	12/25/25 08:45	PMB
Toluene	**17.3**		0.346	0.500	1	ug/L	EPA 8260D	12/23/25 16:34	12/24/25 05:21	PMB
trans-1,2-Dichloroethylene	**7.03**	CCVE	0.279	0.500	1	ug/L	EPA 8260D	12/23/25 16:34	12/24/25 05:21	PMB
trans-1,3-Dichloropropylene	ND		0.229	0.500	1	ug/L	EPA 8260D	12/23/25 16:34	12/24/25 05:21	PMB
Trichloroethylene	**747**		6.22	12.5	25	ug/L	EPA 8260D	12/24/25 6:36	12/25/25 08:14	PMB
Trichlorofluoromethane	**153**	CCVE	8.42	12.5	25	ug/L	EPA 8260D	12/24/25 6:36	12/25/25 08:14	PMB
Vinyl Chloride	**54.8**	CCVE, ICVE	0.469	0.500	1	ug/L	EPA 8260D	12/23/25 16:34	12/24/25 05:21	PMB
Xylenes, Total	**50.2**	CAL-E	0.839	1.50	1	ug/L	EPA 8260D	12/23/25 16:34	12/24/25 05:21	PMB

Surrogate Recoveries	Result	Flag	Acceptance Range	Reference Method	Analyzed
Surrogate: SURR: 1,2-Dichloroethane-d4	*103 %*		*70-130*	*EPA 8260D*	*12/24/25 05:21*
Surrogate: SURR: Toluene-d8	*101 %*		*70-130*	*EPA 8260D*	*12/24/25 05:21*
Surrogate: SURR: p-Bromofluorobenzene	*101 %*		*70-130*	*EPA 8260D*	*12/24/25 05:21*

Client:	LaBella Associates (Latham)	**York Sample ID:**	**25L1126-05**
Client Project:	136 Fuller Road 2222575	**Date Received:**	12/18/2025
Client Sample ID:	MW-25	**Collection Date/Time:**	12/16/25 13:46

Lab ID:	**25L1126-05**	**Laboratory:**	Stratford
Analysis:	**Volatile Organic Compounds by GC/MS**	**Matrix:**	Ground Water
Prep Method:	Sample Prepared by Method: EPA 5030B		

Parameter	Result	Flag	MDL	RL	Dilution	Units	Reference Method	Extracted	Analyzed	Analyst
1,1,1-Trichloroethane	ND		0.266	0.500	1	ug/L	EPA 8260D	12/23/25 16:34	12/24/25 05:52	PMB
1,1,2,2-Tetrachloroethane	ND		0.256	0.500	1	ug/L	EPA 8260D	12/23/25 16:34	12/24/25 05:52	PMB
1,1,2-Trichloro-1,2,2-trifluoroethane (Freon 113)	ND	CCVE	0.286	0.500	1	ug/L	EPA 8260D	12/23/25 16:34	12/24/25 05:52	PMB
1,1,2-Trichloroethane	ND		0.249	0.500	1	ug/L	EPA 8260D	12/23/25 16:34	12/24/25 05:52	PMB
1,1-Dichloroethane	**72.1**		0.272	0.500	1	ug/L	EPA 8260D	12/23/25 16:34	12/24/25 05:52	PMB
1,1-Dichloroethylene	**6.79**	CCVE, ICVE	0.327	0.500	1	ug/L	EPA 8260D	12/23/25 16:34	12/24/25 05:52	PMB
1,2,3-Trichlorobenzene	ND		0.222	0.500	1	ug/L	EPA 8260D	12/23/25 16:34	12/24/25 05:52	PMB
1,2,4-Trichlorobenzene	ND		0.138	0.500	1	ug/L	EPA 8260D	12/23/25 16:34	12/24/25 05:52	PMB
1,2-Dibromo-3-chloropropane	ND		0.432	0.500	1	ug/L	EPA 8260D	12/23/25 16:34	12/24/25 05:52	PMB
1,2-Dibromoethane	ND		0.215	0.500	1	ug/L	EPA 8260D	12/23/25 16:34	12/24/25 05:52	PMB
1,2-Dichlorobenzene	ND		0.270	0.500	1	ug/L	EPA 8260D	12/23/25 16:34	12/24/25 05:52	PMB

Client:	LaBella Associates (Latham)	**York Sample ID:**	**25L1126-05**
Client Project:	136 Fuller Road 2222575	**Date Received:**	12/18/2025
Client Sample ID:	MW-25	**Collection Date/Time:**	12/16/25 13:46

Lab ID:	**25L1126-05**	**Laboratory:**	Stratford
Analysis:	**Volatile Organic Compounds by GC/MS**	**Matrix:**	Ground Water
Prep Method:	Sample Prepared by Method: EPA 5030B		

Parameter	Result	Flag	MDL	RL	Dilution	Units	Reference Method	Extracted	Analyzed	Analyst
1,2-Dichloroethane	ND		0.377	0.500	1	ug/L	EPA 8260D	12/23/25 16:34	12/24/25 05:52	PMB
1,2-Dichloropropane	ND		0.327	0.500	1	ug/L	EPA 8260D	12/23/25 16:34	12/24/25 05:52	PMB
1,3-Dichlorobenzene	ND		0.283	0.500	1	ug/L	EPA 8260D	12/23/25 16:34	12/24/25 05:52	PMB
1,4-Dichlorobenzene	ND		0.311	0.500	1	ug/L	EPA 8260D	12/23/25 16:34	12/24/25 05:52	PMB
2-Butanone	ND		0.421	0.500	1	ug/L	EPA 8260D	12/23/25 16:34	12/24/25 05:52	PMB
2-Hexanone	ND		0.320	0.500	1	ug/L	EPA 8260D	12/23/25 16:34	12/24/25 05:52	PMB
4-Methyl-2-pentanone	ND		0.365	0.500	1	ug/L	EPA 8260D	12/23/25 16:34	12/24/25 05:52	PMB
Acetone	**3.58**		1.34	2.00	1	ug/L	EPA 8260D	12/23/25 16:34	12/24/25 05:52	PMB
Benzene	ND		0.279	0.500	1	ug/L	EPA 8260D	12/23/25 16:34	12/24/25 05:52	PMB
Bromochloromethane	ND		0.354	0.500	1	ug/L	EPA 8260D	12/23/25 16:34	12/24/25 05:52	PMB
Bromodichloromethane	ND		0.245	0.500	1	ug/L	EPA 8260D	12/23/25 16:34	12/24/25 05:52	PMB
Bromoform	ND		0.163	0.500	1	ug/L	EPA 8260D	12/23/25 16:34	12/24/25 05:52	PMB
Bromomethane	ND		0.500	2.00	1	ug/L	EPA 8260D	12/23/25 16:34	12/24/25 05:52	PMB
Carbon disulfide	ND	CCVE	0.362	0.500	1	ug/L	EPA 8260D	12/23/25 16:34	12/24/25 05:52	PMB
Carbon tetrachloride	ND	CCVE	0.204	0.500	1	ug/L	EPA 8260D	12/23/25 16:34	12/24/25 05:52	PMB
Chlorobenzene	ND		0.284	0.500	1	ug/L	EPA 8260D	12/23/25 16:34	12/24/25 05:52	PMB
Chloroethane	**7.91**	ICVE, QL-02	0.448	0.500	1	ug/L	EPA 8260D	12/23/25 16:34	12/24/25 05:52	PMB
Chloroform	ND		0.243	0.500	1	ug/L	EPA 8260D	12/23/25 16:34	12/24/25 05:52	PMB
Chloromethane	ND		0.372	0.500	1	ug/L	EPA 8260D	12/23/25 16:34	12/24/25 05:52	PMB
cis-1,2-Dichloroethylene	**16.1**		0.294	0.500	1	ug/L	EPA 8260D	12/23/25 16:34	12/24/25 05:52	PMB
cis-1,3-Dichloropropylene	ND		0.262	0.500	1	ug/L	EPA 8260D	12/23/25 16:34	12/24/25 05:52	PMB
Cyclohexane	ND		0.491	0.500	1	ug/L	EPA 8260D	12/23/25 16:34	12/24/25 05:52	PMB
Dibromochloromethane	ND		0.146	0.500	1	ug/L	EPA 8260D	12/23/25 16:34	12/24/25 05:52	PMB
Dichlorodifluoromethane	**5.36**	CCVE, ICVE, QL-02	0.451	0.500	1	ug/L	EPA 8260D	12/23/25 16:34	12/24/25 05:52	PMB
Ethyl Benzene	ND		0.290	0.500	1	ug/L	EPA 8260D	12/23/25 16:34	12/24/25 05:52	PMB
Isopropylbenzene	ND		0.405	0.500	1	ug/L	EPA 8260D	12/23/25 16:34	12/24/25 05:52	PMB
Methyl acetate	ND		0.442	0.500	1	ug/L	EPA 8260D	12/23/25 16:34	12/24/25 05:52	PMB
Methyl tert-butyl ether (MTBE)	ND		0.244	0.500	1	ug/L	EPA 8260D	12/23/25 16:34	12/24/25 05:52	PMB
Methylcyclohexane	ND		0.477	0.500	1	ug/L	EPA 8260D	12/23/25 16:34	12/24/25 05:52	PMB
Methylene chloride	ND		0.397	2.00	1	ug/L	EPA 8260D	12/23/25 16:34	12/24/25 05:52	PMB
o-Xylene	ND		0.261	0.500	1	ug/L	EPA 8260D	12/23/25 16:34	12/24/25 05:52	PMB
p- & m- Xylenes	ND		0.578	1.00	1	ug/L	EPA 8260D	12/23/25 16:34	12/24/25 05:52	PMB
p-Isopropyltoluene	ND		0.377	0.500	1	ug/L	EPA 8260D	12/23/25 16:34	12/24/25 05:52	PMB
Styrene	ND		0.255	0.500	1	ug/L	EPA 8260D	12/23/25 16:34	12/24/25 05:52	PMB
Tetrachloroethylene	**6.77**	CCVE, ICVE, QL-02	0.239	0.500	1	ug/L	EPA 8260D	12/23/25 16:34	12/24/25 05:52	PMB
Toluene	ND		0.346	0.500	1	ug/L	EPA 8260D	12/23/25 16:34	12/24/25 05:52	PMB
trans-1,2-Dichloroethylene	ND	CCVE	0.279	0.500	1	ug/L	EPA 8260D	12/23/25 16:34	12/24/25 05:52	PMB
trans-1,3-Dichloropropylene	ND		0.229	0.500	1	ug/L	EPA 8260D	12/23/25 16:34	12/24/25 05:52	PMB
Trichloroethylene	**2.27**		0.249	0.500	1	ug/L	EPA 8260D	12/23/25 16:34	12/24/25 05:52	PMB
Trichlorofluoromethane	**5.40**	CCVE	0.337	0.500	1	ug/L	EPA 8260D	12/23/25 16:34	12/24/25 05:52	PMB
Vinyl Chloride	**13.3**	CCVE, ICVE	0.469	0.500	1	ug/L	EPA 8260D	12/23/25 16:34	12/24/25 05:52	PMB

Client:	LaBella Associates (Latham)	**York Sample ID:**	**25L1126-05**
Client Project:	136 Fuller Road 2222575	**Date Received:**	12/18/2025
Client Sample ID:	MW-25	**Collection Date/Time:**	12/16/25 13:46

Lab ID:	**25L1126-05**	**Laboratory:**	Stratford
Analysis:	**Volatile Organic Compounds by GC/MS**	**Matrix:**	Ground Water
Prep Method:	Sample Prepared by Method: EPA 5030B		

Parameter	Result	Flag	MDL	RL	Dilution	Units	Reference Method	Extracted	Analyzed	Analyst
Xylenes, Total	ND	CAL-E	0.839	1.50	1	ug/L	EPA 8260D	12/23/25 16:34	12/24/25 05:52	PMB

Surrogate Recoveries	Result	Flag	Acceptance Range	Reference Method	Analyzed
Surrogate: SURR: 1,2-Dichloroethane-d4	*101 %*		*70-130*	*EPA 8260D*	*12/24/25 05:52*
Surrogate: SURR: Toluene-d8	*99.7 %*		*70-130*	*EPA 8260D*	*12/24/25 05:52*
Surrogate: SURR: p-Bromofluorobenzene	*101 %*		*70-130*	*EPA 8260D*	*12/24/25 05:52*

Client:	LaBella Associates (Latham)	**York Sample ID:**	**25L1126-06**
Client Project:	136 Fuller Road 2222575	**Date Received:**	12/18/2025
Client Sample ID:	MW-27	**Collection Date/Time:**	12/16/25 13:57

Lab ID:	**25L1126-06**	**Laboratory:**	Stratford
Analysis:	**Volatile Organic Compounds by GC/MS**	**Matrix:**	Ground Water
Prep Method:	Sample Prepared by Method: EPA 5030B		

Parameter	Result	Flag	MDL	RL	Dilution	Units	Reference Method	Extracted	Analyzed	Analyst
1,1,1-Trichloroethane	**1.66**		0.266	0.500	1	ug/L	EPA 8260D	12/23/25 16:34	12/24/25 06:24	PMB
1,1,2,2-Tetrachloroethane	ND		0.256	0.500	1	ug/L	EPA 8260D	12/23/25 16:34	12/24/25 06:24	PMB
1,1,2-Trichloro-1,2,2-trifluoroethane (Freon 113)	ND	CCVE	0.286	0.500	1	ug/L	EPA 8260D	12/23/25 16:34	12/24/25 06:24	PMB
1,1,2-Trichloroethane	ND		0.249	0.500	1	ug/L	EPA 8260D	12/23/25 16:34	12/24/25 06:24	PMB
1,1-Dichloroethane	**79.4**		0.272	0.500	1	ug/L	EPA 8260D	12/23/25 16:34	12/24/25 06:24	PMB
1,1-Dichloroethylene	**2.47**	CCVE, ICVE	0.327	0.500	1	ug/L	EPA 8260D	12/23/25 16:34	12/24/25 06:24	PMB
1,2,3-Trichlorobenzene	ND		0.222	0.500	1	ug/L	EPA 8260D	12/23/25 16:34	12/24/25 06:24	PMB
1,2,4-Trichlorobenzene	ND		0.138	0.500	1	ug/L	EPA 8260D	12/23/25 16:34	12/24/25 06:24	PMB
1,2-Dibromo-3-chloropropane	ND		0.432	0.500	1	ug/L	EPA 8260D	12/23/25 16:34	12/24/25 06:24	PMB
1,2-Dibromoethane	ND		0.215	0.500	1	ug/L	EPA 8260D	12/23/25 16:34	12/24/25 06:24	PMB
1,2-Dichlorobenzene	ND		0.270	0.500	1	ug/L	EPA 8260D	12/23/25 16:34	12/24/25 06:24	PMB
1,2-Dichloroethane	ND		0.377	0.500	1	ug/L	EPA 8260D	12/23/25 16:34	12/24/25 06:24	PMB
1,2-Dichloropropane	ND		0.327	0.500	1	ug/L	EPA 8260D	12/23/25 16:34	12/24/25 06:24	PMB
1,3-Dichlorobenzene	ND		0.283	0.500	1	ug/L	EPA 8260D	12/23/25 16:34	12/24/25 06:24	PMB
1,4-Dichlorobenzene	ND		0.311	0.500	1	ug/L	EPA 8260D	12/23/25 16:34	12/24/25 06:24	PMB
2-Butanone	ND		0.421	0.500	1	ug/L	EPA 8260D	12/23/25 16:34	12/24/25 06:24	PMB
2-Hexanone	ND		0.320	0.500	1	ug/L	EPA 8260D	12/23/25 16:34	12/24/25 06:24	PMB
4-Methyl-2-pentanone	ND		0.365	0.500	1	ug/L	EPA 8260D	12/23/25 16:34	12/24/25 06:24	PMB
Acetone	**2.84**		1.34	2.00	1	ug/L	EPA 8260D	12/23/25 16:34	12/24/25 06:24	PMB
Benzene	ND		0.279	0.500	1	ug/L	EPA 8260D	12/23/25 16:34	12/24/25 06:24	PMB
Bromochloromethane	ND		0.354	0.500	1	ug/L	EPA 8260D	12/23/25 16:34	12/24/25 06:24	PMB
Bromodichloromethane	ND		0.245	0.500	1	ug/L	EPA 8260D	12/23/25 16:34	12/24/25 06:24	PMB
Bromoform	ND		0.163	0.500	1	ug/L	EPA 8260D	12/23/25 16:34	12/24/25 06:24	PMB

Client:	LaBella Associates (Latham)	**York Sample ID:**	**25L1126-06**
Client Project:	136 Fuller Road 2222575	**Date Received:**	12/18/2025
Client Sample ID:	MW-27	**Collection Date/Time:**	12/16/25 13:57

Lab ID:	**25L1126-06**	**Laboratory:**	Stratford
Analysis:	**Volatile Organic Compounds by GC/MS**	**Matrix:**	Ground Water
Prep Method:	Sample Prepared by Method: EPA 5030B		

Parameter	Result	Flag	MDL	RL	Dilution	Units	Reference Method	Extracted	Analyzed	Analyst
Bromomethane	ND		0.500	2.00	1	ug/L	EPA 8260D	12/23/25 16:34	12/24/25 06:24	PMB
Carbon disulfide	ND	CCVE	0.362	0.500	1	ug/L	EPA 8260D	12/23/25 16:34	12/24/25 06:24	PMB
Carbon tetrachloride	ND	CCVE	0.204	0.500	1	ug/L	EPA 8260D	12/23/25 16:34	12/24/25 06:24	PMB
Chlorobenzene	ND		0.284	0.500	1	ug/L	EPA 8260D	12/23/25 16:34	12/24/25 06:24	PMB
Chloroethane	**7.36**	ICVE, QL-02	0.448	0.500	1	ug/L	EPA 8260D	12/23/25 16:34	12/24/25 06:24	PMB
Chloroform	ND		0.243	0.500	1	ug/L	EPA 8260D	12/23/25 16:34	12/24/25 06:24	PMB
Chloromethane	ND		0.372	0.500	1	ug/L	EPA 8260D	12/23/25 16:34	12/24/25 06:24	PMB
cis-1,2-Dichloroethylene	**67.3**		2.94	5.00	10	ug/L	EPA 8260D	12/24/25 6:36	12/25/25 06:08	PMB
cis-1,3-Dichloropropylene	ND		0.262	0.500	1	ug/L	EPA 8260D	12/23/25 16:34	12/24/25 06:24	PMB
Cyclohexane	ND		0.491	0.500	1	ug/L	EPA 8260D	12/23/25 16:34	12/24/25 06:24	PMB
Dibromochloromethane	ND		0.146	0.500	1	ug/L	EPA 8260D	12/23/25 16:34	12/24/25 06:24	PMB
Dichlorodifluoromethane	**47.7**	CCVE, ICVE, QL-02	4.51	5.00	10	ug/L	EPA 8260D	12/24/25 6:36	12/25/25 06:08	PMB
Ethyl Benzene	**0.840**		0.290	0.500	1	ug/L	EPA 8260D	12/23/25 16:34	12/24/25 06:24	PMB
Isopropylbenzene	ND		0.405	0.500	1	ug/L	EPA 8260D	12/23/25 16:34	12/24/25 06:24	PMB
Methyl acetate	ND		0.442	0.500	1	ug/L	EPA 8260D	12/23/25 16:34	12/24/25 06:24	PMB
Methyl tert-butyl ether (MTBE)	ND		0.244	0.500	1	ug/L	EPA 8260D	12/23/25 16:34	12/24/25 06:24	PMB
Methylcyclohexane	ND		0.477	0.500	1	ug/L	EPA 8260D	12/23/25 16:34	12/24/25 06:24	PMB
Methylene chloride	ND		0.397	2.00	1	ug/L	EPA 8260D	12/23/25 16:34	12/24/25 06:24	PMB
o-Xylene	**1.19**		0.261	0.500	1	ug/L	EPA 8260D	12/23/25 16:34	12/24/25 06:24	PMB
p- & m- Xylenes	ND		0.578	1.00	1	ug/L	EPA 8260D	12/23/25 16:34	12/24/25 06:24	PMB
p-Isopropyltoluene	ND		0.377	0.500	1	ug/L	EPA 8260D	12/23/25 16:34	12/24/25 06:24	PMB
Styrene	ND		0.255	0.500	1	ug/L	EPA 8260D	12/23/25 16:34	12/24/25 06:24	PMB
Tetrachloroethylene	**3.51**	CCVE, ICVE, QL-02	0.239	0.500	1	ug/L	EPA 8260D	12/23/25 16:34	12/24/25 06:24	PMB
Toluene	**2.25**		0.346	0.500	1	ug/L	EPA 8260D	12/23/25 16:34	12/24/25 06:24	PMB
trans-1,2-Dichloroethylene	**1.11**	CCVE	0.279	0.500	1	ug/L	EPA 8260D	12/23/25 16:34	12/24/25 06:24	PMB
trans-1,3-Dichloropropylene	ND		0.229	0.500	1	ug/L	EPA 8260D	12/23/25 16:34	12/24/25 06:24	PMB
Trichloroethylene	**42.9**		0.249	0.500	1	ug/L	EPA 8260D	12/23/25 16:34	12/24/25 06:24	PMB
Trichlorofluoromethane	**7.64**	CCVE	0.337	0.500	1	ug/L	EPA 8260D	12/23/25 16:34	12/24/25 06:24	PMB
Vinyl Chloride	**41.5**	CCVE, ICVE	4.69	5.00	10	ug/L	EPA 8260D	12/24/25 6:36	12/25/25 06:08	PMB
Xylenes, Total	**1.66**	CAL-E	0.839	1.50	1	ug/L	EPA 8260D	12/23/25 16:34	12/24/25 06:24	PMB

Surrogate Recoveries	Result	Flag	Acceptance Range	Reference Method	Analyzed
Surrogate: SURR: 1,2-Dichloroethane-d4	*98.7 %*		*70-130*	*EPA 8260D*	*12/24/25 06:24*
Surrogate: SURR: Toluene-d8	*99.6 %*		*70-130*	*EPA 8260D*	*12/24/25 06:24*
Surrogate: SURR: p-Bromofluorobenzene	*103 %*		*70-130*	*EPA 8260D*	*12/24/25 06:24*

Certified Analyses included in this Report

Analyte	CAS #	Certifications
EPA 8260D in Water		
1,1,1-Trichloroethane	71-55-6	CTDPH-PH-0840,NYSDOH-NY10854,NYSDOH-NY12058,NJDEP-CT005,PA DEP-68-04440
1,1,2,2-Tetrachloroethane	79-34-5	CTDPH-PH-0840,NYSDOH-NY10854,NYSDOH-NY12058,NJDEP-CT005,PA DEP-68-04440
1,1,2-Trichloro-1,2,2-trifluoroethane (Freon 113)	76-13-1	CTDPH-PH-0840,NYSDOH-NY10854,NYSDOH-NY12058,NJDEP-CT005,PA DEP-68-04440
1,1,2-Trichloroethane	79-00-5	CTDPH-PH-0840,NYSDOH-NY10854,NYSDOH-NY12058,NJDEP-CT005,PA DEP-68-04440
1,1-Dichloroethane	75-34-3	CTDPH-PH-0840,NYSDOH-NY10854,NYSDOH-NY12058,NJDEP-CT005,PA DEP-68-04440
1,1-Dichloroethylene	75-35-4	CTDPH-PH-0840,NYSDOH-NY10854,NYSDOH-NY12058,NJDEP-CT005,PA DEP-68-04440
1,2,3-Trichlorobenzene	87-61-6	NYSDOH-NY10854,NYSDOH-NY12058,NJDEP-CT005,PADEP-68-04440
1,2,4-Trichlorobenzene	120-82-1	NYSDOH-NY10854,NYSDOH-NY12058,NJDEP-CT005,PADEP-68-04440
1,2-Dibromo-3-chloropropane	96-12-8	CTDPH-PH-0840,NYSDOH-NY10854,NYSDOH-NY12058,NJDEP-CT005,PA DEP-68-04440
1,2-Dibromoethane	106-93-4	CTDPH-PH-0840,NYSDOH-NY10854,NYSDOH-NY12058,NJDEP-CT005,PA DEP-68-04440
1,2-Dichlorobenzene	95-50-1	CTDPH-PH-0840,NYSDOH-NY10854,NYSDOH-NY12058,NJDEP-CT005,PA DEP-68-04440
1,2-Dichloroethane	107-06-2	CTDPH-PH-0840,NYSDOH-NY10854,NYSDOH-NY12058,NJDEP-CT005,PA DEP-68-04440
1,2-Dichloropropane	78-87-5	CTDPH-PH-0840,NYSDOH-NY10854,NYSDOH-NY12058,NJDEP-CT005,PA DEP-68-04440
1,3-Dichlorobenzene	541-73-1	CTDPH-PH-0840,NYSDOH-NY10854,NYSDOH-NY12058,NJDEP-CT005,PA DEP-68-04440
1,4-Dichlorobenzene	106-46-7	CTDPH-PH-0840,NYSDOH-NY10854,NYSDOH-NY12058,NJDEP-CT005,PA DEP-68-04440
2-Butanone	78-93-3	CTDPH-PH-0840,NYSDOH-NY10854,NYSDOH-NY12058,NJDEP-CT005,PA DEP-68-04440
2-Hexanone	591-78-6	CTDPH-PH-0840,NYSDOH-NY10854,NYSDOH-NY12058,NJDEP-CT005,PA DEP-68-04440
4-Methyl-2-pentanone	108-10-1	CTDPH-PH-0840,NYSDOH-NY10854,NYSDOH-NY12058,NJDEP-CT005,PA DEP-68-04440
Acetone	67-64-1	CTDPH-PH-0840,NYSDOH-NY10854,NYSDOH-NY12058,NJDEP-CT005,PA DEP-68-04440
Benzene	71-43-2	CTDPH-PH-0840,NYSDOH-NY10854,NYSDOH-NY12058,NJDEP-CT005,PA DEP-68-04440
Bromochloromethane	74-97-5	NYSDOH-NY10854,NYSDOH-NY12058,NJDEP-CT005,PADEP-68-04440
Bromodichloromethane	75-27-4	CTDPH-PH-0840,NYSDOH-NY10854,NYSDOH-NY12058,NJDEP-CT005,PA DEP-68-04440
Bromoform	75-25-2	CTDPH-PH-0840,NYSDOH-NY10854,NYSDOH-NY12058,NJDEP-CT005,PA DEP-68-04440
Bromomethane	74-83-9	CTDPH-PH-0840,NYSDOH-NY10854,NYSDOH-NY12058,NJDEP-CT005,PA DEP-68-04440
Carbon disulfide	75-15-0	CTDPH-PH-0840,NYSDOH-NY10854,NYSDOH-NY12058,NJDEP-CT005,PA DEP-68-04440
Carbon tetrachloride	56-23-5	CTDPH-PH-0840,NYSDOH-NY10854,NYSDOH-NY12058,NJDEP-CT005,PA DEP-68-04440
Chlorobenzene	108-90-7	CTDPH-PH-0840,NYSDOH-NY10854,NYSDOH-NY12058,NJDEP-CT005,PA DEP-68-04440
Chloroethane	75-00-3	CTDPH-PH-0840,NYSDOH-NY10854,NYSDOH-NY12058,NJDEP-CT005,PA DEP-68-04440
Chloroform	67-66-3	CTDPH-PH-0840,NYSDOH-NY10854,NYSDOH-NY12058,NJDEP-CT005,PA DEP-68-04440

Certified Analyses included in this Report

(Continued)

Analyte	CAS #	Certifications
EPA 8260D in Water (Continued)		
Chloromethane	74-87-3	CTDPH-PH-0840,NYSDOH-NY10854,NYSDOH-NY12058,NJDEP-CT005,PA DEP-68-04440
cis-1,2-Dichloroethylene	156-59-2	CTDPH-PH-0840,NYSDOH-NY10854,NYSDOH-NY12058,NJDEP-CT005,PA DEP-68-04440
cis-1,3-Dichloropropylene	10061-01-5	CTDPH-PH-0840,NYSDOH-NY10854,NYSDOH-NY12058,NJDEP-CT005,PA DEP-68-04440
Cyclohexane	110-82-7	NYSDOH-NY10854,NYSDOH-NY12058,NJDEP-CT005,PADEP-68-04440
Dibromochloromethane	124-48-1	CTDPH-PH-0840,NYSDOH-NY10854,NYSDOH-NY12058,NJDEP-CT005,PA DEP-68-04440
Dichlorodifluoromethane	75-71-8	NYSDOH-NY10854,NYSDOH-NY12058,NJDEP-CT005,PADEP-68-04440
Ethyl Benzene	100-41-4	CTDPH-PH-0840,NYSDOH-NY10854,NYSDOH-NY12058,NJDEP-CT005,PA DEP-68-04440
Isopropylbenzene	98-82-8	CTDPH-PH-0840,NYSDOH-NY10854,NYSDOH-NY12058,NJDEP-CT005,PA DEP-68-04440
Methyl acetate	79-20-9	NYSDOH-NY10854,NYSDOH-NY12058,NJDEP-CT005,PADEP-68-04440
Methyl tert-butyl ether (MTBE)	1634-04-4	CTDPH-PH-0840,NYSDOH-NY10854,NYSDOH-NY12058,NJDEP-CT005,PA DEP-68-04440
Methylcyclohexane	108-87-2	NYSDOH-NY10854,NYSDOH-NY12058,NJDEP-CT005,PADEP-68-04440
Methylene chloride	75-09-2	CTDPH-PH-0840,NYSDOH-NY10854,NYSDOH-NY12058,NJDEP-CT005,PA DEP-68-04440
o-Xylene	95-47-6	CTDPH-PH-0840,NYSDOH-NY10854,NYSDOH-NY12058,PADEP-68-04440
p- & m- Xylenes	179601-23-1	CTDPH-PH-0840,NYSDOH-NY10854,NYSDOH-NY12058,PADEP-68-04440
p-Isopropyltoluene	99-87-6	CTDPH-PH-0840,NYSDOH-NY10854,NYSDOH-NY12058,NJDEP-CT005,PA DEP-68-04440
Styrene	100-42-5	CTDPH-PH-0840,NYSDOH-NY10854,NYSDOH-NY12058,NJDEP-CT005,PA DEP-68-04440
Tetrachloroethylene	127-18-4	CTDPH-PH-0840,NYSDOH-NY10854,NYSDOH-NY12058,NJDEP-CT005,PA DEP-68-04440
Toluene	108-88-3	CTDPH-PH-0840,NYSDOH-NY10854,NYSDOH-NY12058,NJDEP-CT005,PA DEP-68-04440
trans-1,2-Dichloroethylene	156-60-5	CTDPH-PH-0840,NYSDOH-NY10854,NYSDOH-NY12058,NJDEP-CT005,PA DEP-68-04440
trans-1,3-Dichloropropylene	10061-02-6	CTDPH-PH-0840,NYSDOH-NY10854,NYSDOH-NY12058,NJDEP-CT005,PA DEP-68-04440
Trichloroethylene	79-01-6	CTDPH-PH-0840,NYSDOH-NY10854,NYSDOH-NY12058,NJDEP-CT005,PA DEP-68-04440
Trichlorofluoromethane	75-69-4	CTDPH-PH-0840,NYSDOH-NY10854,NYSDOH-NY12058,NJDEP-CT005,PA DEP-68-04440
Vinyl Chloride	75-01-4	CTDPH-PH-0840,NYSDOH-NY10854,NYSDOH-NY12058,NJDEP-CT005,PA DEP-68-04440
Xylenes, Total	1330-20-7	CTDPH-PH-0840,NYSDOH-NY10854,NYSDOH-NY12058,NJDEP-CT005

List of Certifications

Code	Description	Number	Expires
CTDPH-PH-0840	CTDPH - Stratford	PH-0840	06/30/2027
NJDEP-CT005	NJDEP Certification - Stratford	CT005	06/30/2026
NYSDOH-NY12058	NYSDOH NELAC/ELAP Program - Queens	NY ELAP-12058	04/01/2026
NYSDOH-NY10854	NYSDOH NELAC/ELAP Program - Stratford	NY ELAP-10854	04/01/2026
PADEP-68-04440	PADEP Registration - Stratford	68-04440	09/30/2026

Analytical Batch Summary

Batch ID: BL51668	Preparation Method: EPA 5030B	Prepared By: PMB
YORK Sample ID	**Client Sample ID**	**Preparation Date**
25L1126-01	MW-10	12/23/25
25L1126-02	MW-33	12/23/25
25L1126-03	MW-32	12/23/25
25L1126-04	MW-30	12/23/25
25L1126-05	MW-25	12/23/25
25L1126-06	MW-27	12/23/25
BL51668-BLK1	Blank	12/23/25
BL51668-BS1	LCS	12/23/25
BL51668-BSD1	LCS Dup	12/23/25

Batch ID: BL51737	Preparation Method: EPA 5030B	Prepared By: PMB
YORK Sample ID	**Client Sample ID**	**Preparation Date**
25L1126-03RE1	MW-32	12/24/25
25L1126-03RE2	MW-32	12/24/25
25L1126-03RE3	MW-32	12/24/25
25L1126-04RE1	MW-30	12/24/25
25L1126-04RE2	MW-30	12/24/25
25L1126-04RE3	MW-30	12/24/25
25L1126-06RE1	MW-27	12/24/25
BL51737-BLK1	Blank	12/24/25
BL51737-BS1	LCS	12/24/25

Volatile Organic Compounds by GC/MS - Quality Control Data

York Analytical Laboratories, Inc.

Analyte	Result	Reporting Limit	Units	Spike Level	Source* Result	%REC	%REC Limits	Flag	RPD	RPD Limit	Flag
Batch BL51668 - EPA 5030B											
Blank (BL51668-BLK1)											
					Prepared & Analyzed: 12/23/2025						
1,1,1-Trichloroethane	ND	0.500	ug/L								
1,1,2,2-Tetrachloroethane	ND	0.500	ug/L								
1,1,2-Trichloro-1,2,2-trifluoroethane (Freon 113)	ND	0.500	ug/L								
1,1,2-Trichloroethane	ND	0.500	ug/L								
1,1-Dichloroethane	ND	0.500	ug/L								
1,1-Dichloroethylene	ND	0.500	ug/L								
1,2,3-Trichlorobenzene	ND	0.500	ug/L								
1,2,4-Trichlorobenzene	ND	0.500	ug/L								
1,2-Dibromo-3-chloropropane	ND	0.500	ug/L								
1,2-Dibromoethane	ND	0.500	ug/L								
1,2-Dichlorobenzene	ND	0.500	ug/L								
1,2-Dichloroethane	ND	0.500	ug/L								
1,2-Dichloropropane	ND	0.500	ug/L								
1,3-Dichlorobenzene	ND	0.500	ug/L								
1,4-Dichlorobenzene	ND	0.500	ug/L								
2-Butanone	ND	0.500	ug/L								
2-Hexanone	ND	0.500	ug/L								
4-Methyl-2-pentanone	ND	0.500	ug/L								
Acetone	ND	2.00	ug/L								
Benzene	ND	0.500	ug/L								
Bromochloromethane	ND	0.500	ug/L								
Bromodichloromethane	ND	0.500	ug/L								
Bromoform	ND	0.500	ug/L								
Bromomethane	ND	2.00	ug/L								
Carbon disulfide	ND	0.500	ug/L								
Carbon tetrachloride	ND	0.500	ug/L								
Chlorobenzene	ND	0.500	ug/L								
Chloroethane	ND	0.500	ug/L								
Chloroform	ND	0.500	ug/L								
Chloromethane	ND	0.500	ug/L								
cis-1,2-Dichloroethylene	ND	0.500	ug/L								
cis-1,3-Dichloropropylene	ND	0.500	ug/L								
Cyclohexane	ND	0.500	ug/L								
Dibromochloromethane	ND	0.500	ug/L								
Dichlorodifluoromethane	ND	0.500	ug/L								
Ethyl Benzene	ND	0.500	ug/L								
Isopropylbenzene	ND	0.500	ug/L								
Methyl acetate	ND	0.500	ug/L								
Methyl tert-butyl ether (MTBE)	ND	0.500	ug/L								
Methylcyclohexane	ND	0.500	ug/L								
Methylene chloride	ND	2.00	ug/L								
o-Xylene	ND	0.500	ug/L								
p- & m- Xylenes	ND	1.00	ug/L								
p-Isopropyltoluene	ND	0.500	ug/L								
Styrene	ND	0.500	ug/L								
Tetrachloroethylene	ND	0.500	ug/L								
Toluene	ND	0.500	ug/L								
trans-1,2-Dichloroethylene	ND	0.500	ug/L								
trans-1,3-Dichloropropylene	ND	0.500	ug/L								
Trichloroethylene	ND	0.500	ug/L								

Volatile Organic Compounds by GC/MS - Quality Control Data

York Analytical Laboratories, Inc.

Analyte	Result	Reporting Limit	Units	Spike Level	Source* Result	%REC	%REC Limits	Flag	RPD	RPD Limit	Flag
Batch BL51668 - EPA 5030B											
Blank (BL51668-BLK1)								Prepared & Analyzed: 12/23/2025			
Trichlorofluoromethane	ND	0.500	ug/L								
Vinyl Chloride	ND	0.500	ug/L								
Xylenes, Total	ND	1.50	ug/L								
Surrogate: SURR: 1,2-Dichloroethane-d4	*10.3*		*ug/L*	*10.0*		*103*	*70-130*				
Surrogate: SURR: Toluene-d8	*9.85*		*ug/L*	*10.0*		*98.5*	*70-130*				
Surrogate: SURR: p-Bromofluorobenzene	*9.80*		*ug/L*	*10.0*		*98.0*	*70-130*				
LCS (BL51668-BS1)								Prepared & Analyzed: 12/23/2025			
1,1,1-Trichloroethane	9.69		ug/L	10.0		96.9	70-130			20	
1,1,2,2-Tetrachloroethane	9.55		ug/L	10.0		95.5	70-130			20	
1,1,2-Trichloro-1,2,2-trifluoroethane (Freon 113)	10.2		ug/L	10.0		102	70-130			20	
1,1,2-Trichloroethane	9.05		ug/L	10.0		90.5	70-130			20	
1,1-Dichloroethane	9.70		ug/L	10.0		97.0	70-130			20	
1,1-Dichloroethylene	12.3		ug/L	10.0		123	70-130			20	
1,2,3-Trichlorobenzene	7.94		ug/L	10.0		79.4	70-130			20	
1,2,4-Trichlorobenzene	8.30		ug/L	10.0		83.0	70-130			20	
1,2-Dibromo-3-chloropropane	8.77		ug/L	10.0		87.7	40-160			20	
1,2-Dibromoethane	9.26		ug/L	10.0		92.6	70-130			20	
1,2-Dichlorobenzene	8.67		ug/L	10.0		86.7	70-130			20	
1,2-Dichloroethane	9.05		ug/L	10.0		90.5	70-130			20	
1,2-Dichloropropane	9.20		ug/L	10.0		92.0	70-130			20	
1,3-Dichlorobenzene	8.68		ug/L	10.0		86.8	70-130			20	
1,4-Dichlorobenzene	8.65		ug/L	10.0		86.5	70-130			20	
2-Butanone	9.31		ug/L	10.0		93.1	40-160			20	
2-Hexanone	9.12		ug/L	10.0		91.2	40-160			20	
4-Methyl-2-pentanone	9.07		ug/L	10.0		90.7	40-160			20	
Acetone	8.19		ug/L	10.0		81.9	40-160			20	
Benzene	9.53		ug/L	10.0		95.3	70-130			20	
Bromochloromethane	9.71		ug/L	10.0		97.1	70-130			20	
Bromodichloromethane	9.11		ug/L	10.0		91.1	70-130			20	
Bromoform	8.81		ug/L	10.0		88.1	70-130			20	
Bromomethane	11.3		ug/L	9.98		113	40-160			20	
Carbon disulfide	10.1		ug/L	10.0		101	40-160			20	
Carbon tetrachloride	9.76		ug/L	10.0		97.6	70-130			20	
Chlorobenzene	9.06		ug/L	10.0		90.6	70-130			20	
Chloroethane	13.1		ug/L	10.0		131	40-160			20	
Chloroform	9.28		ug/L	10.0		92.8	70-130			20	
Chloromethane	12.8		ug/L	10.0		128	40-160			20	
cis-1,2-Dichloroethylene	9.61		ug/L	10.0		96.1	70-130			20	
cis-1,3-Dichloropropylene	9.19		ug/L	10.0		91.9	70-130			20	
Cyclohexane	10.3		ug/L	10.0		103	70-130			20	
Dibromochloromethane	9.02		ug/L	10.0		90.2	70-130			20	
Dichlorodifluoromethane	18.2		ug/L	10.0		182	40-160	High Bias		20	
Ethyl Benzene	8.81		ug/L	10.0		88.1	70-130			20	
Isopropylbenzene	8.90		ug/L	10.0		89.0	70-130			20	
Methyl acetate	8.86		ug/L	10.0		88.6	70-130			20	
Methyl tert-butyl ether (MTBE)	9.10		ug/L	10.0		91.0	70-130			20	
Methylcyclohexane	9.68		ug/L	10.0		96.8	70-130			20	
Methylene chloride	10.9		ug/L	10.0		109	70-130			20	
o-Xylene	8.99		ug/L	10.0		89.9	70-130			20	
p- & m- Xylenes	18.0		ug/L	20.0		90.0	70-130			20	

Volatile Organic Compounds by GC/MS - Quality Control Data

York Analytical Laboratories, Inc.

Analyte	Result	Reporting Limit	Units	Spike Level	Source* Result	%REC	%REC Limits	Flag	RPD	RPD Limit	Flag
Batch BL51668 - EPA 5030B											
LCS (BL51668-BS1)						Prepared & Analyzed: 12/23/2025					
p-Isopropyltoluene	8.80		ug/L	10.0		88.0	81-136			30	
Styrene	8.72		ug/L	10.0		87.2	70-130			20	
Tetrachloroethylene	6.01		ug/L	10.0		60.1	70-130	Low Bias		20	
Toluene	9.17		ug/L	10.0		91.7	70-130			20	
trans-1,2-Dichloroethylene	10.6		ug/L	10.0		106	70-130			20	
trans-1,3-Dichloropropylene	9.28		ug/L	10.0		92.8	70-130			20	
Trichloroethylene	8.86		ug/L	10.0		88.6	70-130			20	
Trichlorofluoromethane	10.3		ug/L	10.1		102	40-160			20	
Vinyl Chloride	11.0		ug/L	10.1		109	70-130			20	
Surrogate: SURR: 1,2-Dichloroethane-d4	*9.89*		*ug/L*	*10.0*		*98.9*	*70-130*				
Surrogate: SURR: Toluene-d8	*9.90*		*ug/L*	*10.0*		*99.0*	*70-130*				
Surrogate: SURR: p-Bromofluorobenzene	*10.1*		*ug/L*	*10.0*		*101*	*70-130*				
LCS Dup (BL51668-BSD1)						Prepared & Analyzed: 12/23/2025					
1,1,1-Trichloroethane	10.3		ug/L	10.0		103	70-130		6.01	20	
1,1,2,2-Tetrachloroethane	10.6		ug/L	10.0		106	70-130		10.1	20	
1,1,2-Trichloro-1,2,2-trifluoroethane (Freon 113)	10.4		ug/L	10.0		104	70-130		1.65	20	
1,1,2-Trichloroethane	9.96		ug/L	10.0		99.6	70-130		9.57	20	
1,1-Dichloroethane	10.7		ug/L	10.0		107	70-130		9.62	20	
1,1-Dichloroethylene	13.1		ug/L	10.0		131	70-130	High Bias	6.06	20	
1,2,3-Trichlorobenzene	9.14		ug/L	10.0		91.4	70-130		14.1	20	
1,2,4-Trichlorobenzene	9.33		ug/L	10.0		93.3	70-130		11.7	20	
1,2-Dibromo-3-chloropropane	10.0		ug/L	10.0		100	40-160		13.2	20	
1,2-Dibromoethane	10.1		ug/L	10.0		101	70-130		8.48	20	
1,2-Dichlorobenzene	9.56		ug/L	10.0		95.6	70-130		9.76	20	
1,2-Dichloroethane	9.95		ug/L	10.0		99.5	70-130		9.47	20	
1,2-Dichloropropane	9.99		ug/L	10.0		99.9	70-130		8.23	20	
1,3-Dichlorobenzene	9.63		ug/L	10.0		96.3	70-130		10.4	20	
1,4-Dichlorobenzene	9.44		ug/L	10.0		94.4	70-130		8.73	20	
2-Butanone	9.71		ug/L	10.0		97.1	40-160		4.21	20	
2-Hexanone	9.65		ug/L	10.0		96.5	40-160		5.65	20	
4-Methyl-2-pentanone	9.73		ug/L	10.0		97.3	40-160		7.02	20	
Acetone	9.33		ug/L	10.0		93.3	40-160		13.0	20	
Benzene	10.4		ug/L	10.0		104	70-130		8.44	20	
Bromochloromethane	11.0		ug/L	10.0		110	70-130		12.6	20	
Bromodichloromethane	9.89		ug/L	10.0		98.9	70-130		8.21	20	
Bromoform	9.73		ug/L	10.0		97.3	70-130		9.92	20	
Bromomethane	15.2		ug/L	9.98		152	40-160		29.4	20	Non-dir.
Carbon disulfide	10.7		ug/L	10.0		107	40-160		5.87	20	
Carbon tetrachloride	10.3		ug/L	10.0		103	70-130		5.29	20	
Chlorobenzene	9.78		ug/L	10.0		97.8	70-130		7.64	20	
Chloroethane	14.4		ug/L	10.0		144	40-160		9.01	20	
Chloroform	10.2		ug/L	10.0		102	70-130		9.74	20	
Chloromethane	14.4		ug/L	10.0		144	40-160		11.6	20	
cis-1,2-Dichloroethylene	10.6		ug/L	10.0		106	70-130		9.89	20	
cis-1,3-Dichloropropylene	10.0		ug/L	10.0		100	70-130		8.54	20	
Cyclohexane	9.73		ug/L	10.0		97.3	70-130		5.59	20	
Dibromochloromethane	9.86		ug/L	10.0		98.6	70-130		8.90	20	
Dichlorodifluoromethane	19.6		ug/L	10.0		196	40-160	High Bias	7.04	20	
Ethyl Benzene	9.52		ug/L	10.0		95.2	70-130		7.75	20	
Isopropylbenzene	9.61		ug/L	10.0		96.1	70-130		7.67	20	

Volatile Organic Compounds by GC/MS - Quality Control Data

York Analytical Laboratories, Inc.

Analyte	Result	Reporting Limit	Units	Spike Level	Source* Result	%REC	%REC Limits	Flag	RPD	RPD Limit	Flag
Batch BL51668 - EPA 5030B											
LCS Dup (BL51668-BSD1)								Prepared & Analyzed: 12/23/2025			
Methyl acetate	9.39		ug/L	10.0		93.9	70-130		5.81	20	
Methyl tert-butyl ether (MTBE)	10.0		ug/L	10.0		100	70-130		9.52	20	
Methylcyclohexane	9.55		ug/L	10.0		95.5	70-130		1.35	20	
Methylene chloride	11.7		ug/L	10.0		117	70-130		7.51	20	
o-Xylene	9.74		ug/L	10.0		97.4	70-130		8.01	20	
p- & m- Xylenes	19.4		ug/L	20.0		96.8	70-130		7.34	20	
p-Isopropyltoluene	9.44		ug/L	10.0		94.4	81-136		7.02	30	
Styrene	9.55		ug/L	10.0		95.5	70-130		9.09	20	
Tetrachloroethylene	6.34		ug/L	10.0		63.4	70-130	Low Bias	5.34	20	
Toluene	9.82		ug/L	10.0		98.2	70-130		6.85	20	
trans-1,2-Dichloroethylene	11.4		ug/L	10.0		114	70-130		6.90	20	
trans-1,3-Dichloropropylene	10.4		ug/L	10.0		104	70-130		11.1	20	
Trichloroethylene	9.53		ug/L	10.0		95.3	70-130		7.29	20	
Trichlorofluoromethane	10.2		ug/L	10.1		101	40-160		0.391	20	
Vinyl Chloride	11.7		ug/L	10.1		116	70-130		6.61	20	
Surrogate: SURR: 1,2-Dichloroethane-d4	*10.1*		*ug/L*	*10.0*		*101*	*70-130*				
Surrogate: SURR: Toluene-d8	*9.89*		*ug/L*	*10.0*		*98.9*	*70-130*				
Surrogate: SURR: p-Bromofluorobenzene	*10.0*		*ug/L*	*10.0*		*100*	*70-130*				
Batch BL51737 - EPA 5030B											
Blank (BL51737-BLK1)								Prepared: 12/24/2025 Analyzed: 12/25/2025			
1,1,1-Trichloroethane	ND	0.500	ug/L								
1,1,2,2-Tetrachloroethane	ND	0.500	ug/L								
1,1,2-Trichloro-1,2,2-trifluoroethane (Freon 113)	ND	0.500	ug/L								
1,1,2-Trichloroethane	ND	0.500	ug/L								
1,1-Dichloroethane	ND	0.500	ug/L								
1,1-Dichloroethylene	ND	0.500	ug/L								
1,2,3-Trichlorobenzene	ND	0.500	ug/L								
1,2,4-Trichlorobenzene	ND	0.500	ug/L								
1,2-Dibromo-3-chloropropane	ND	0.500	ug/L								
1,2-Dibromoethane	ND	0.500	ug/L								
1,2-Dichlorobenzene	ND	0.500	ug/L								
1,2-Dichloroethane	ND	0.500	ug/L								
1,2-Dichloropropane	ND	0.500	ug/L								
1,3-Dichlorobenzene	ND	0.500	ug/L								
1,4-Dichlorobenzene	ND	0.500	ug/L								
2-Butanone	ND	0.500	ug/L								
2-Hexanone	ND	0.500	ug/L								
4-Methyl-2-pentanone	ND	0.500	ug/L								
Acetone	ND	2.00	ug/L								
Benzene	ND	0.500	ug/L								
Bromochloromethane	ND	0.500	ug/L								
Bromodichloromethane	ND	0.500	ug/L								
Bromoform	ND	0.500	ug/L								
Bromomethane	ND	2.00	ug/L								
Carbon disulfide	ND	0.500	ug/L								
Carbon tetrachloride	ND	0.500	ug/L								
Chlorobenzene	ND	0.500	ug/L								
Chloroethane	ND	0.500	ug/L								
Chloroform	ND	0.500	ug/L								

Volatile Organic Compounds by GC/MS - Quality Control Data

York Analytical Laboratories, Inc.

Analyte	Result	Reporting Limit	Units	Spike Level	Source* Result	%REC	%REC Limits	Flag	RPD	RPD Limit	Flag
Batch BL51737 - EPA 5030B											
Blank (BL51737-BLK1)											
Prepared: 12/24/2025 Analyzed: 12/25/2025											
Chloromethane	ND	0.500	ug/L								
cis-1,2-Dichloroethylene	ND	0.500	ug/L								
cis-1,3-Dichloropropylene	ND	0.500	ug/L								
Cyclohexane	ND	0.500	ug/L								
Dibromochloromethane	ND	0.500	ug/L								
Dichlorodifluoromethane	ND	0.500	ug/L								
Ethyl Benzene	ND	0.500	ug/L								
Isopropylbenzene	ND	0.500	ug/L								
Methyl acetate	ND	0.500	ug/L								
Methyl tert-butyl ether (MTBE)	ND	0.500	ug/L								
Methylcyclohexane	ND	0.500	ug/L								
Methylene chloride	ND	2.00	ug/L								
o-Xylene	ND	0.500	ug/L								
p- & m- Xylenes	ND	1.00	ug/L								
p-Isopropyltoluene	ND	0.500	ug/L								
Styrene	ND	0.500	ug/L								
Tetrachloroethylene	ND	0.500	ug/L								
Toluene	ND	0.500	ug/L								
trans-1,2-Dichloroethylene	ND	0.500	ug/L								
trans-1,3-Dichloropropylene	ND	0.500	ug/L								
Trichloroethylene	ND	0.500	ug/L								
Trichlorofluoromethane	ND	0.500	ug/L								
Vinyl Chloride	ND	0.500	ug/L								
Xylenes, Total	ND	1.50	ug/L								
Surrogate: SURR: 1,2-Dichloroethane-d4	*10.1*		*ug/L*	*10.0*		*101*	*70-130*				
Surrogate: SURR: Toluene-d8	*9.88*		*ug/L*	*10.0*		*98.8*	*70-130*				
Surrogate: SURR: p-Bromofluorobenzene	*10.2*		*ug/L*	*10.0*		*102*	*70-130*				

Volatile Organic Compounds by GC/MS - Quality Control Data

York Analytical Laboratories, Inc.

Analyte	Result	Reporting Limit	Units	Spike Level	Source* Result	%REC	%REC Limits	Flag	RPD	RPD Limit	Flag
Batch BL51737 - EPA 5030B											
LCS (BL51737-BS1)						Prepared & Analyzed: 12/24/2025					
1,1,1-Trichloroethane	9.24		ug/L	10.0		92.4	70-130			20	
1,1,2,2-Tetrachloroethane	9.34		ug/L	10.0		93.4	70-130			20	
1,1,2-Trichloro-1,2,2-trifluoroethane (Freon 113)	10.2		ug/L	10.0		102	70-130			20	
1,1,2-Trichloroethane	8.51		ug/L	10.0		85.1	70-130			20	
1,1-Dichloroethane	9.15		ug/L	10.0		91.5	70-130			20	
1,1-Dichloroethylene	12.3		ug/L	10.0		123	70-130			20	
1,2,3-Trichlorobenzene	8.25		ug/L	10.0		82.5	70-130			20	
1,2,4-Trichlorobenzene	8.20		ug/L	10.0		82.0	70-130			20	
1,2-Dibromo-3-chloropropane	8.76		ug/L	10.0		87.6	40-160			20	
1,2-Dibromoethane	8.86		ug/L	10.0		88.6	70-130			20	
1,2-Dichlorobenzene	8.24		ug/L	10.0		82.4	70-130			20	
1,2-Dichloroethane	8.77		ug/L	10.0		87.7	70-130			20	
1,2-Dichloropropane	8.69		ug/L	10.0		86.9	70-130			20	
1,3-Dichlorobenzene	8.17		ug/L	10.0		81.7	70-130			20	
1,4-Dichlorobenzene	8.01		ug/L	10.0		80.1	70-130			20	
2-Butanone	8.75		ug/L	10.0		87.5	40-160			20	
2-Hexanone	8.47		ug/L	10.0		84.7	40-160			20	
4-Methyl-2-pentanone	8.40		ug/L	10.0		84.0	40-160			20	
Acetone	8.00		ug/L	10.0		80.0	40-160			20	
Benzene	8.95		ug/L	10.0		89.5	70-130			20	
Bromochloromethane	9.51		ug/L	10.0		95.1	70-130			20	
Bromodichloromethane	8.69		ug/L	10.0		86.9	70-130			20	
Bromoform	8.21		ug/L	10.0		82.1	70-130			20	
Bromomethane	13.3		ug/L	9.98		134	40-160			20	
Carbon disulfide	9.72		ug/L	10.0		97.2	40-160			20	
Carbon tetrachloride	9.50		ug/L	10.0		95.0	70-130			20	
Chlorobenzene	8.39		ug/L	10.0		83.9	70-130			20	
Chloroethane	12.8		ug/L	10.0		128	40-160			20	
Chloroform	8.73		ug/L	10.0		87.3	70-130			20	
Chloromethane	11.5		ug/L	10.0		115	40-160			20	
cis-1,2-Dichloroethylene	9.17		ug/L	10.0		91.7	70-130			20	
cis-1,3-Dichloropropylene	8.57		ug/L	10.0		85.7	70-130			20	
Cyclohexane	9.65		ug/L	10.0		96.5	70-130			20	
Dibromochloromethane	8.37		ug/L	10.0		83.7	70-130			20	
Dichlorodifluoromethane	19.0		ug/L	10.0		190	40-160	High Bias		20	
Ethyl Benzene	8.11		ug/L	10.0		81.1	70-130			20	
Isopropylbenzene	8.16		ug/L	10.0		81.6	70-130			20	
Methyl acetate	8.33		ug/L	10.0		83.3	70-130			20	
Methyl tert-butyl ether (MTBE)	8.78		ug/L	10.0		87.8	70-130			20	
Methylcyclohexane	8.61		ug/L	10.0		86.1	70-130			20	
Methylene chloride	9.69		ug/L	10.0		96.9	70-130			20	
o-Xylene	8.38		ug/L	10.0		83.8	70-130			20	
p- & m- Xylenes	16.7		ug/L	20.0		83.3	70-130			20	
p-Isopropyltoluene	8.04		ug/L	10.0		80.4	81-136	Low Bias		30	
Styrene	8.13		ug/L	10.0		81.3	70-130			20	
Tetrachloroethylene	5.50		ug/L	10.0		55.0	70-130	Low Bias		20	
Toluene	8.49		ug/L	10.0		84.9	70-130			20	
trans-1,2-Dichloroethylene	10.1		ug/L	10.0		101	70-130			20	
trans-1,3-Dichloropropylene	8.71		ug/L	10.0		87.1	70-130			20	
Trichloroethylene	8.42		ug/L	10.0		84.2	70-130			20	
Trichlorofluoromethane	10.0		ug/L	10.1		99.5	40-160			20	

Volatile Organic Compounds by GC/MS - Quality Control Data

York Analytical Laboratories, Inc.

Analyte	Result	Reporting Limit	Units	Spike Level	Source* Result	%REC	%REC Limits	Flag	RPD	RPD Limit	Flag
Batch BL51737 - EPA 5030B											
LCS (BL51737-BS1)						Prepared & Analyzed: 12/24/2025					
Vinyl Chloride	10.6		ug/L	10.1		105	70-130			20	
Surrogate: SURR: 1,2-Dichloroethane-d4	*9.76*		*ug/L*	*10.0*		*97.6*	*70-130*				
Surrogate: SURR: Toluene-d8	*9.83*		*ug/L*	*10.0*		*98.3*	*70-130*				
Surrogate: SURR: p-Bromofluorobenzene	*10.2*		*ug/L*	*10.0*		*102*	*70-130*				

Volatile Analysis Sample Containers

Lab ID	Client Sample ID	Volatile Sample Container
25L1126-01	MW-10	40mL Clear Vial (pre-pres.) HCl; Cool to 4° C
25L1126-02	MW-33	40mL Clear Vial (pre-pres.) HCl; Cool to 4° C
25L1126-03	MW-32	40mL Clear Vial (pre-pres.) HCl; Cool to 4° C
25L1126-04	MW-30	40mL Clear Vial (pre-pres.) HCl; Cool to 4° C
25L1126-05	MW-25	40mL Clear Vial (pre-pres.) HCl; Cool to 4° C
25L1126-06	MW-27	40mL Clear Vial (pre-pres.) HCl; Cool to 4° C

Sample and Data Qualifiers Relating to This Work Order

QL-02	This LCS analyte is outside Laboratory Recovery limits due the analyte behavior using the referenced method. The reference method has certain limitations with respect to analytes of this nature.
ICVE	The value reported is ESTIMATED. The value is estimated due to its behavior during initial calibration verification (recovery exceeded 30% of expected value).
CCVE	The value reported is ESTIMATED. The value is estimated due to its behavior during continuing calibration verification (>20% Difference for average Rf or >20% Drift for quadratic fit).
CAL-E	The value reported is ESTIMATED. The value is estimated due to its behavior during initial calibration (average Rf>20%)
/\	Analyte is not certified but the state of sample origination offer certification for the Analyte

Definitions and Other Explanations

*	Analyte is not certified or the state of the samples origination does not offer certification for the Analyte.
ND	NOT DETECTED - the analyte is not detected at the Reported to level (LOQ/RL or LOD/MDL)
RL	REPORTING LIMIT - the minimum reportable value based upon the lowest point in the analyte calibration curve.
LOQ	LIMIT OF QUANTITATION - the minimum concentration of a target analyte that can be reported within a specified degree of confidence. This is the lowest point in an analyte calibration curve that has been subjected to all steps of the processing/analysis and verified to meet defined criteria. This is based upon NELAC 2009 Standards and applies to all analyses.
LOD	LIMIT OF DETECTION - a verified estimate of the minimum concentration of a substance in a given matrix that an analytical process can reliably detect. This is based upon NELAC 2009 Standards and applies to all analyses conducted under the auspices of EPA SW-846.
MDL	METHOD DETECTION LIMIT - a statistically derived estimate of the minimum amount of a substance an analytical system can reliably detect with a 99% confidence that the concentration of the substance is greater than zero. This is based upon 40 CFR Part 136 Appendix B and applies only to EPA 600 and 200 series methods.
Reported to	This indicates that the data for a particular analysis is reported to either the LOD/MDL, or the LOQ/RL. In cases where the "Reported to" is located above the LOD/MDL, any value between this and the LOQ represents an estimated value which is "J" flagged accordingly. This applies to volatile and semi-volatile target compounds only.
NR	Not reported
RPD	Relative Percent Difference
Wet	The data has been reported on an as-received (wet weight) basis
Low Bias	Low Bias flag indicates that the recovery of the flagged analyte is below the laboratory or regulatory lower control limit. The data user should take note that this analyte may be biased low but should evaluate multiple lines of evidence including the LCS and site-specific MS/MSD data to draw bias conclusions. In cases where no site-specific MS/MSD was requested, only the LCS data can be used to evaluate such bias.
High Bias	High Bias flag indicates that the recovery of the flagged analyte is above the laboratory or regulatory upper control limit. The data user should take note that this analyte may be biased high but should evaluate multiple lines of evidence including the LCS and site-specific MS/MSD data to draw bias conclusions. In cases where no site-specific MS/MSD was requested, only the LCS data can be used to evaluate such bias.
Non-Dir.	Non-dir. flag (Non-Directional Bias) indicates that the Relative Percent Difference (RPD) (a measure of precision) among the MS and MSD data is outside the laboratory or regulatory control limit. This alerts the data user where the MS and MSD are from site-specific samples that the RPD is high due to either non-homogeneous distribution of target analyte between the MS/MSD or indicates poor reproducibility for other reasons.

If EPA SW-846 method 8270 is included herein it is noted that the target compound N-nitrosodiphenylamine (NDPA) decomposes in the gas chromatographic inlet and cannot be separated from diphenylamine (DPA). These results could actually represent 100% DPA, 100% NDPA or some combination of the two. For this reason, York reports the combined result for n-nitrosodiphenylamine and diphenylamine for either of these compounds as a combined concentration as Diphenylamine.

If Total PCBs are detected and the target aroclors reported are "Not detected", the Total PCB value is reported due to the presence of either or both Aroclors 1262 and 1268 which are non-target aroclors for some regulatory lists.

2-chloroethylvinyl ether readily breaks down under acidic conditions. Samples that are acid preserved, including standards will exhibit breakdown. The data user should take note.

Certification for pH is no longer offered by NYDOH ELAP.

Semi-Volatile and Volatile analyses are reported down to the LOD/MDL, with values between the LOD/MDL and the LOQ being "J" flagged as estimated results.

For analyses by EPA SW-846-8270D, the Limit of Quantitation (LOQ) reported for benzidine is based upon the lowest standard used for calibration and is not a verified LOQ due to this compound's propensity for oxidative losses during extraction/concentration procedures and non-reproducible chromatographic performance.

Field Chain-of-Custody Record

ALS Project Number: 25L1126

ALS Environmental

ALS' Standard Terms & Conditions are listed on the back side of this document. This legal document serves as your written authorization for ALS to proceed with the analyses requested below. Your signature binds you to ALS' Standard Terms & Conditions.

120 Research Drive Stratford, CT 06615 132-02 89th Ave Queens, NY 11418 56 Church Hill Rd. #2 Newtown, CT 06470 2161 Whitesville Rd Toms River, NJ 08755 clientservices@yorklab.com 800-306-YORK 800-306-9675

Report To:	Invoice To:	YOUR Project Name / Number	Samples Collected From	Turn-Around Time
Company: LaBella Associates	Company: LaBella	136 Fuller Road 2222575	NY X CT Other: (please specify)	RUSH - Next Day
Address: 4 British American Blvd Latham, NY 12110	Address:		NJ PA	RUSH - Two Day
Phone:	Phone:	PO Number	Analyses Requested	RUSH - Three Day
Contact: Branson Fields	Contact: Accounts Payable	York# 23L1487		RUSH - Four Day
E-mail: bfields@labellapc.com	E-mail: APDL@labellapc.com			RUSH - Five Day
				Standard (6-9 Day) X
				PFAS Standard 7-10 Day

Please print clearly and legibly. All information must be complete. Samples will not be logged in and the turn-around-time clock will not begin until any questions by ALS are resolved.

Brandon Ledik 12/16/25

Samples Collected by: (print AND sign your name)

Matrix Codes: S - soil/solid/sludge; GW - groundwater; DW - drinking water; SW - surface water; WW - wastewater; O - Oil; Other

Preservative (please list number of containers)

Sample Identification	Date	Time	Matrix	Unpreserved	HCl (hydrochloric acid)	MeOH (methanol)	HNO_3 (nitric acid)	H_2SO_4 (sulfuric acid)	NaOH (sodium hydroxide)	$Na_2S_2O_3$ (sodium thio.)	Trizma	Ammonium Acetate	Other:	VOCs 8260 TCL (SemiVOCs low level)	Grab or Comp.
MW-10	12/16/25	0952	GW		X									X	G/C
MW-33	12/16/25	1103	GW		X									X	
MW-32	12/16/25	1155	GW		X									X	
MW-30	12/16/25	1257	GW		X									X	
MW-25	12/16/25	1346	GW		X									X	
MW-27	12/16/25	1357	GW		X									X	

Report Type (circle): QA Report; Summary (Results Only); NY ASP B Package; NJ Reduced; NJ DKQP; NJ Full; CT RCP

EDD Type (circle): EQuIS (standard); NYSDEC EQuIS; NJDEP SRP Haz Site; Standard Excel; CMDP; Other: Excel EDD

Regulatory Comparative

Compared to the following Regulation(s): (please fill in) NYCRR 705 5

Field Filtered

Lab Filtered

Comments: Samples going to York's Stratford, CT Lab

Samples iced/chilled at time of lab pickup? circle Yes or No

Lab Sample Receiving Checklist (to be completed by the receiving laboratory only) Circle Y / N

Custody Seals: Y / N Containers Intact: Y / N COC/Labels Agree: Y / N Preservation Confirmed: Y / N

COC Complete: Y / N COC Received: Y / N Appropriate Sample Volumes: Y / N Appropriate Sample Containers: Y / N

Cooler Temperature Confirmed: Y / N Samples Submitted within Holding Times: Y / N Corrective Action Form Required: Y / N

Samples Relinquished by / Company	Date/Time	Samples Received by / Company	Date/Time	Samples Relinquished by / Company	Date/Time
Brandon Ledik LaBella	12/16/25 1539	Mark O'Kelly ALS	12/17/25 1:30	Chris C	12-18-25 14:20
Samples Received by / Company	Date/Time	Samples Relinquished by / Company	Date/Time	Samples Received by / Company	Date/Time
Quinn Keller / ALS	12/16/25	Mark O'Kelly	12/17/25 4:30	Chris C	12-18-25 13:45
Samples Relinquished by / Company	Date/Time	Samples Received by / Company	Date/Time	Samples Received in LAB by	Date/Time / Temperature
Quinn Keller / ALS	12/17/25				12/18/25 14:20 1.5 Degrees C

APPENDIX C

Charts – CVOC Concentration (total) vs. Time

MW-10

CVOC Concentration, Total vs Time
136 Fuller Road, Albany, New York
NYSDEC BCP Site No. C401055

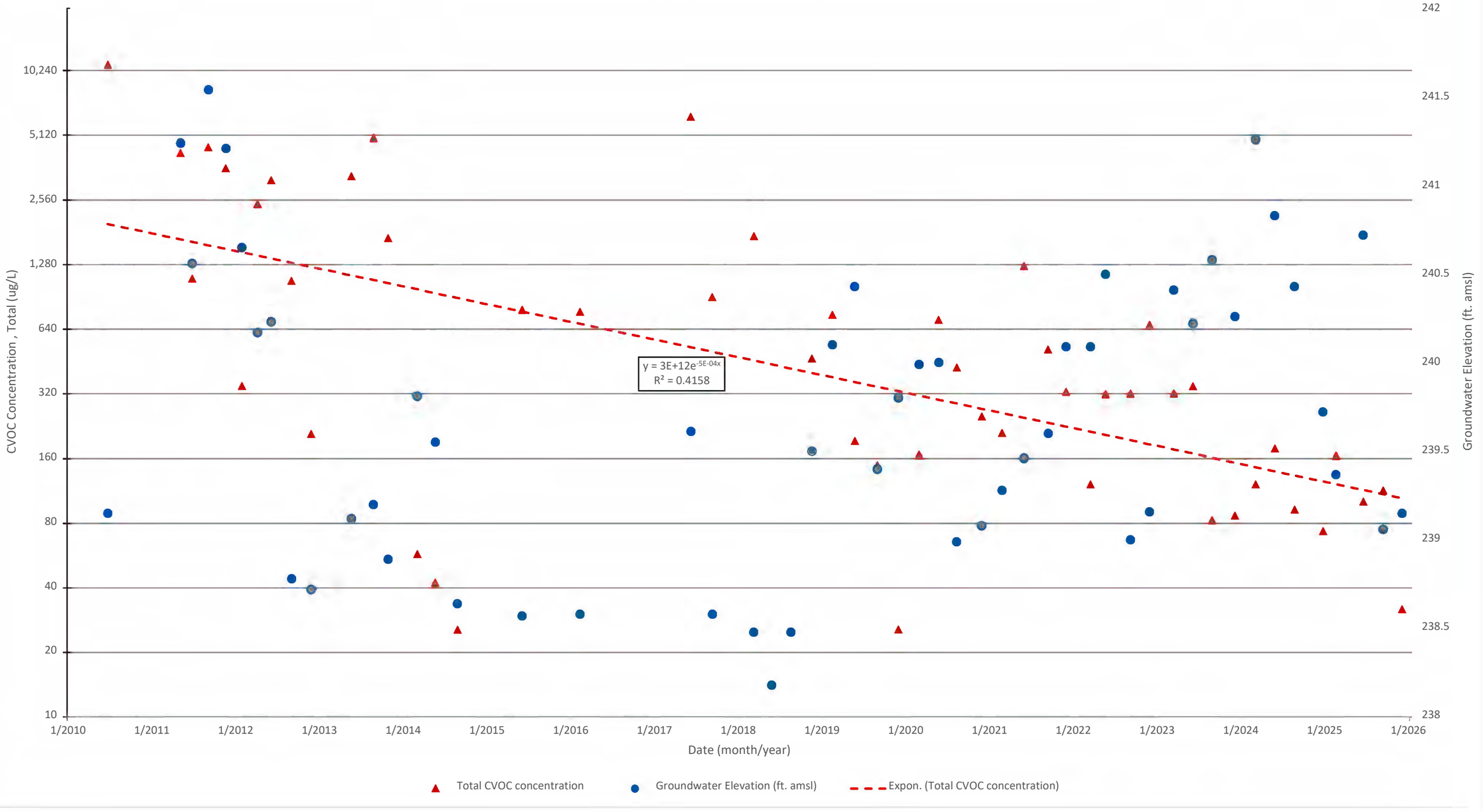

MW-25

CVOC Concentration, Total vs Time
136 Fuller Road, Albany, New York
NYSDEC BCP Site No. C401055

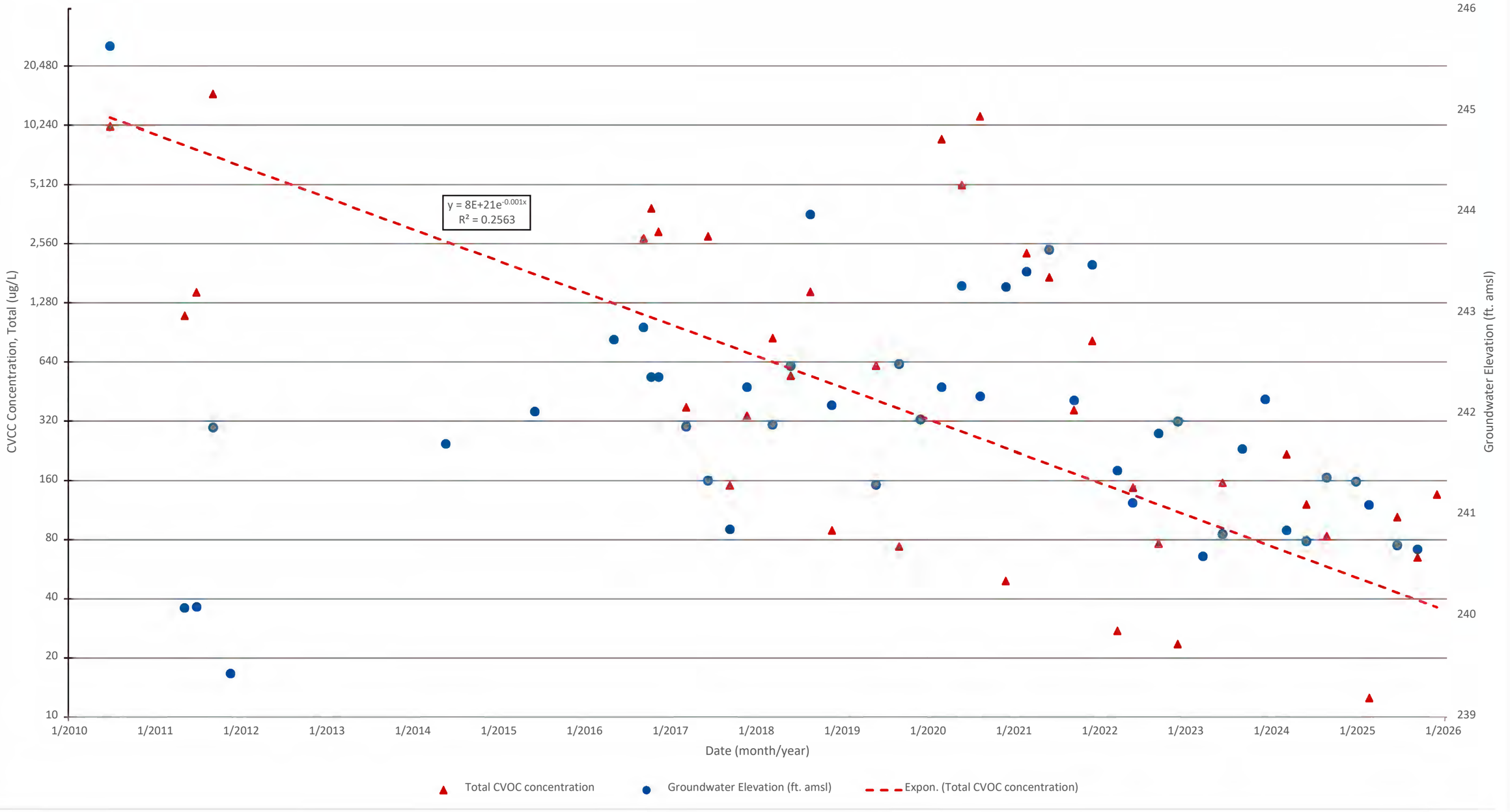

MW-27

CVOC Concentration, Total vs Time
136 Fuller Road, Albany, New York
NYSDEC BCP Site No. C401055

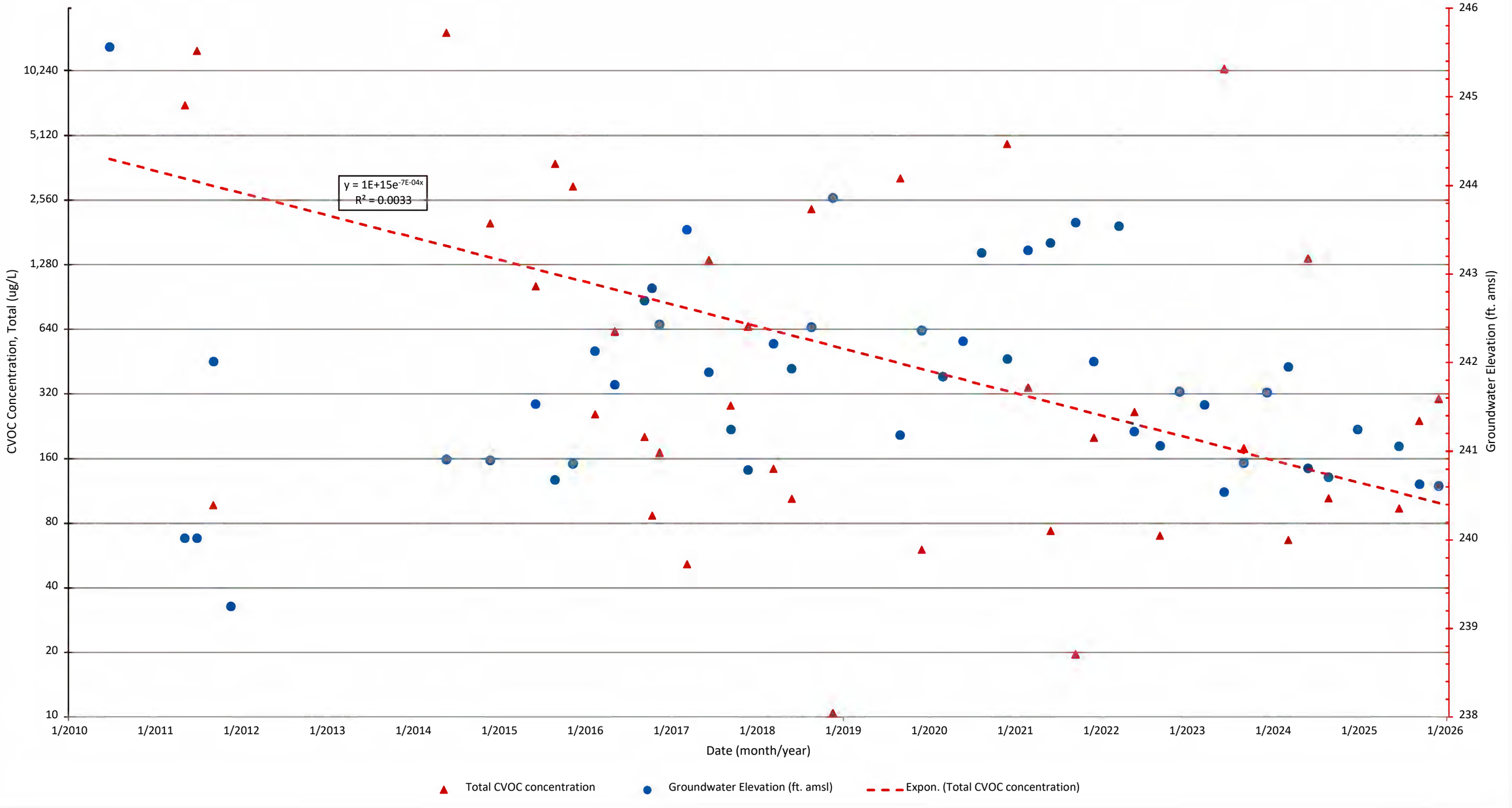

MW-30

CVOC Concentration, Total vs Time
136 Fuller Road, Albany, New York
NYSDEC BCP Site No. C401055

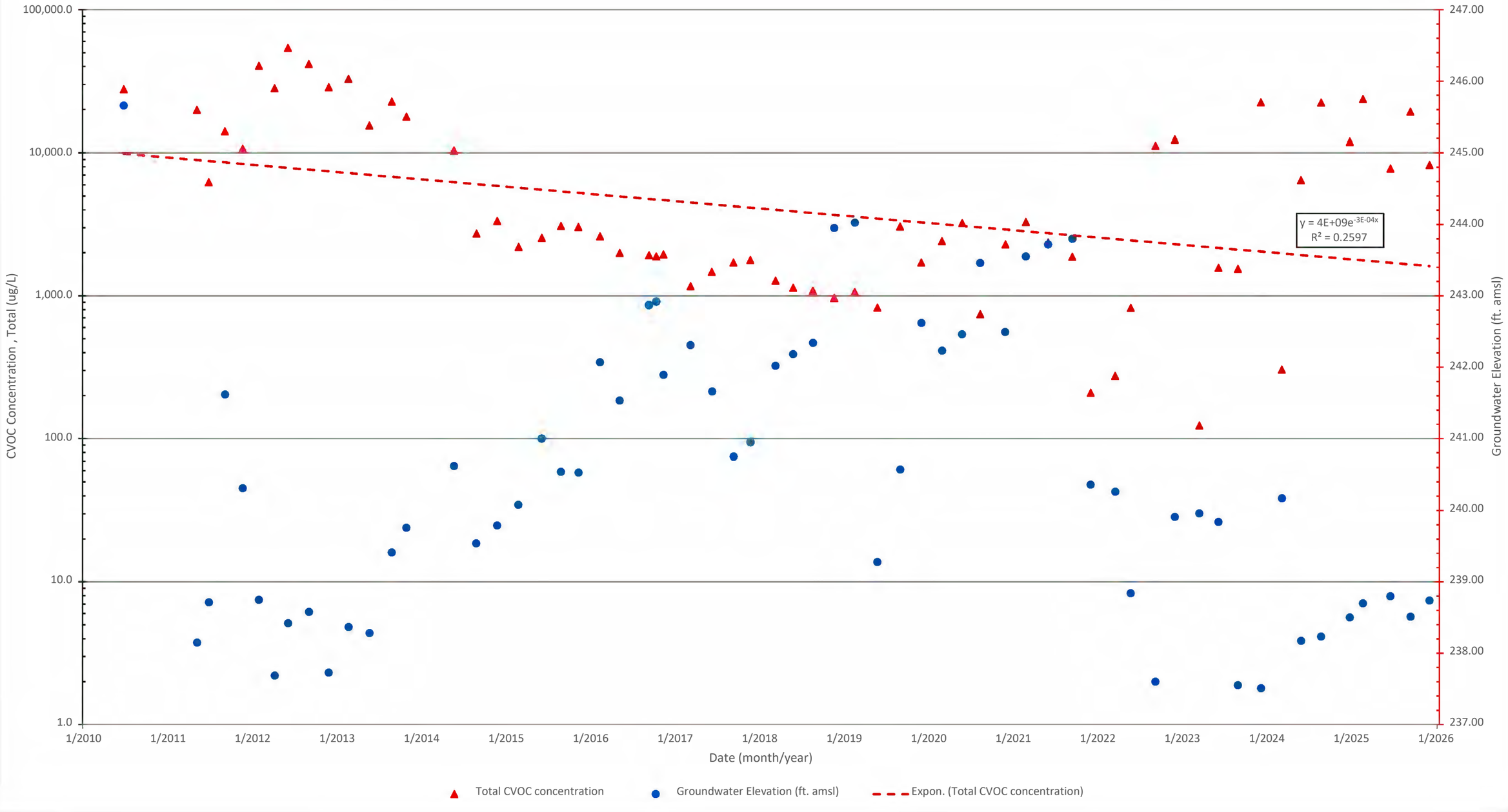

MW-32

CVOC Concentration (total) vs Time
136 Fuller Road, Albany, New York
NYSDEC BCP Site No. C401055

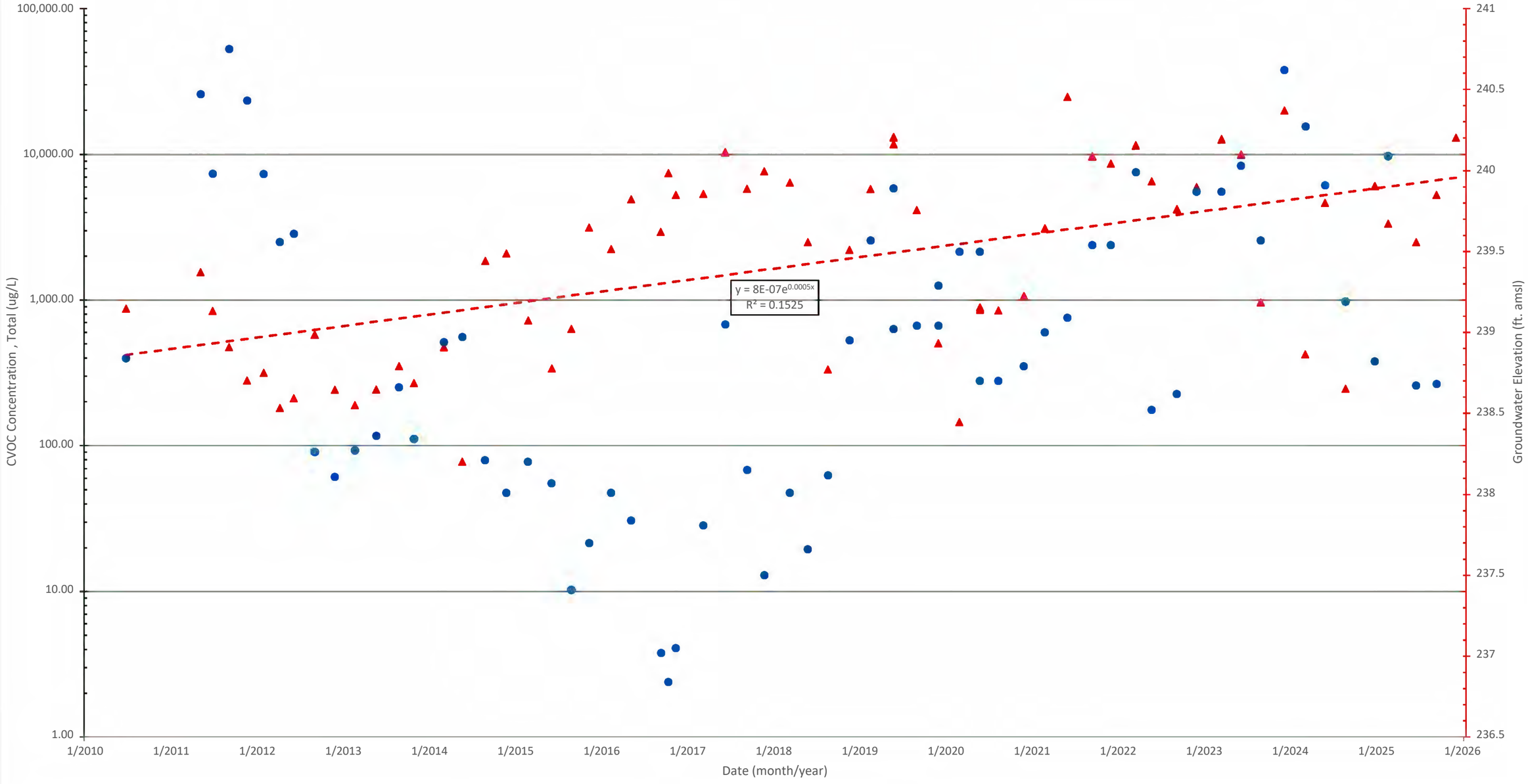

MW-33

CVOC Concentration (total) vs Time
136 Fuller Road, Albany, New York
NYSDEC BCP Site No. C401055

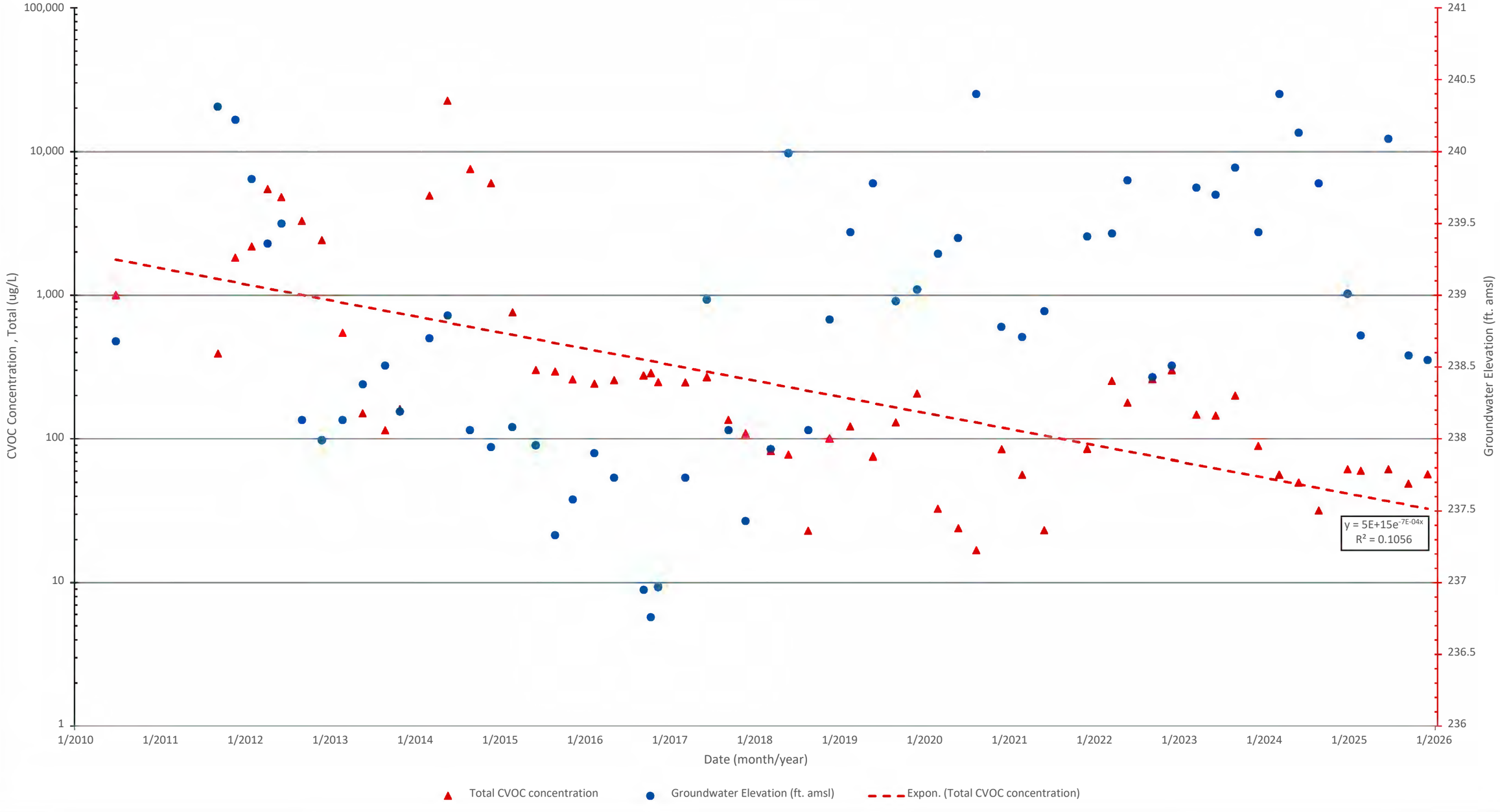

MW-37

CVOC Concentration (total) vs Time
136 Fuller Road, Albany, New York
NYSDEC BCP Site No. C401055

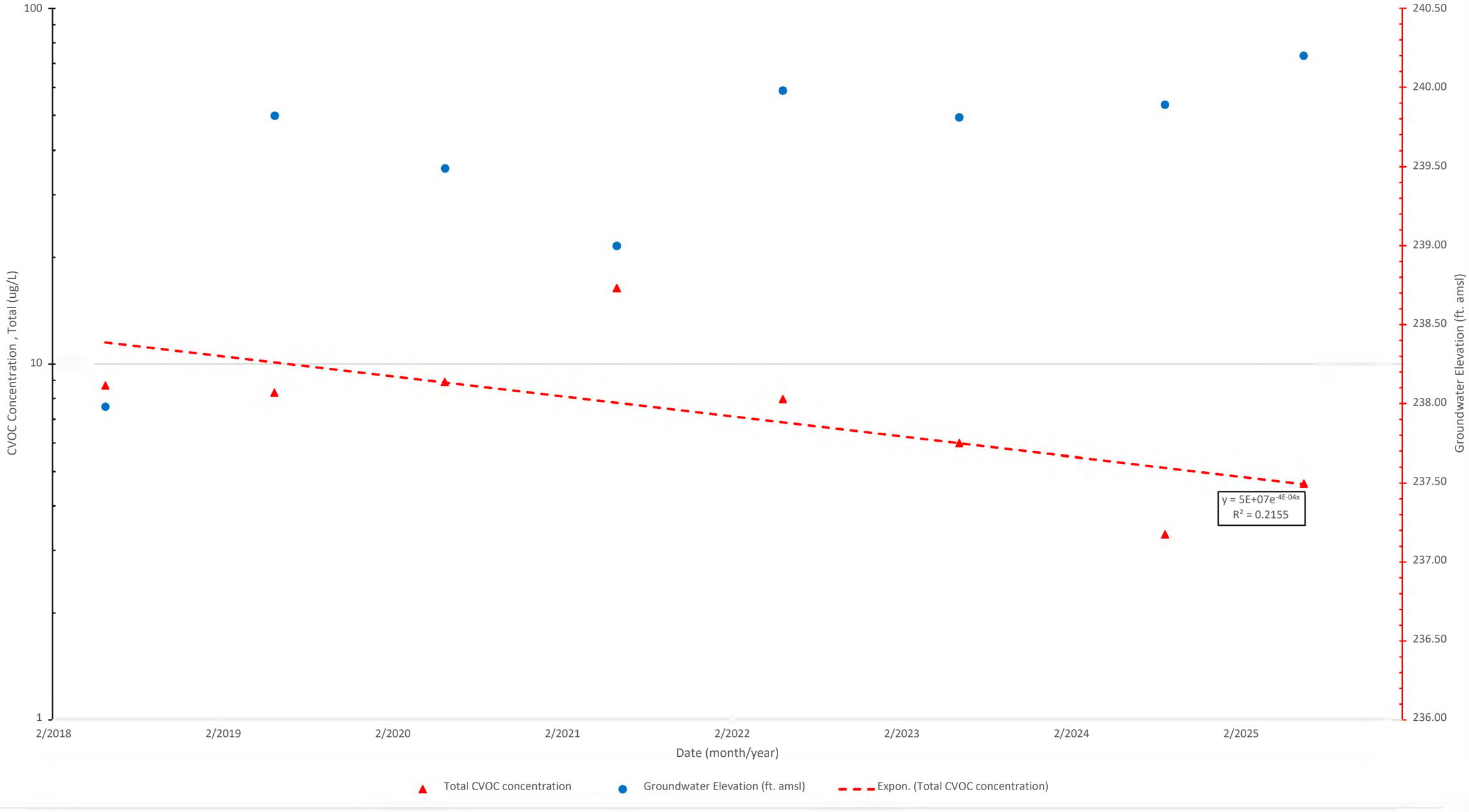

MW-3

CVOC Concentration (total) vs Time
136 Fuller Road, Albany, New York
NYSDEC BCP Site No. C401055

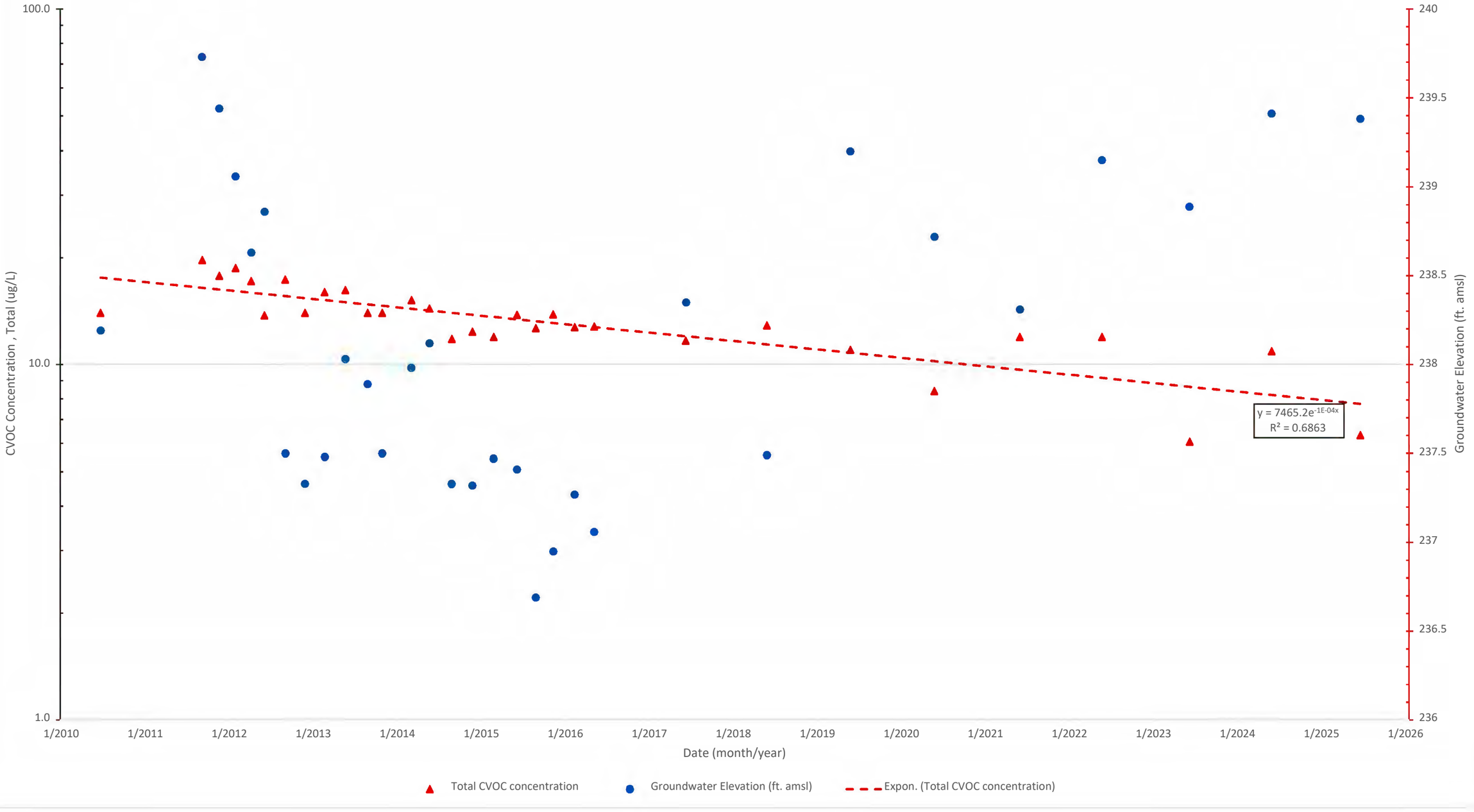

MW-7

CVOC Concentration (total) vs Time
136 Fuller Road, Albany, New York
NYSDEC BCP Site No. C401055

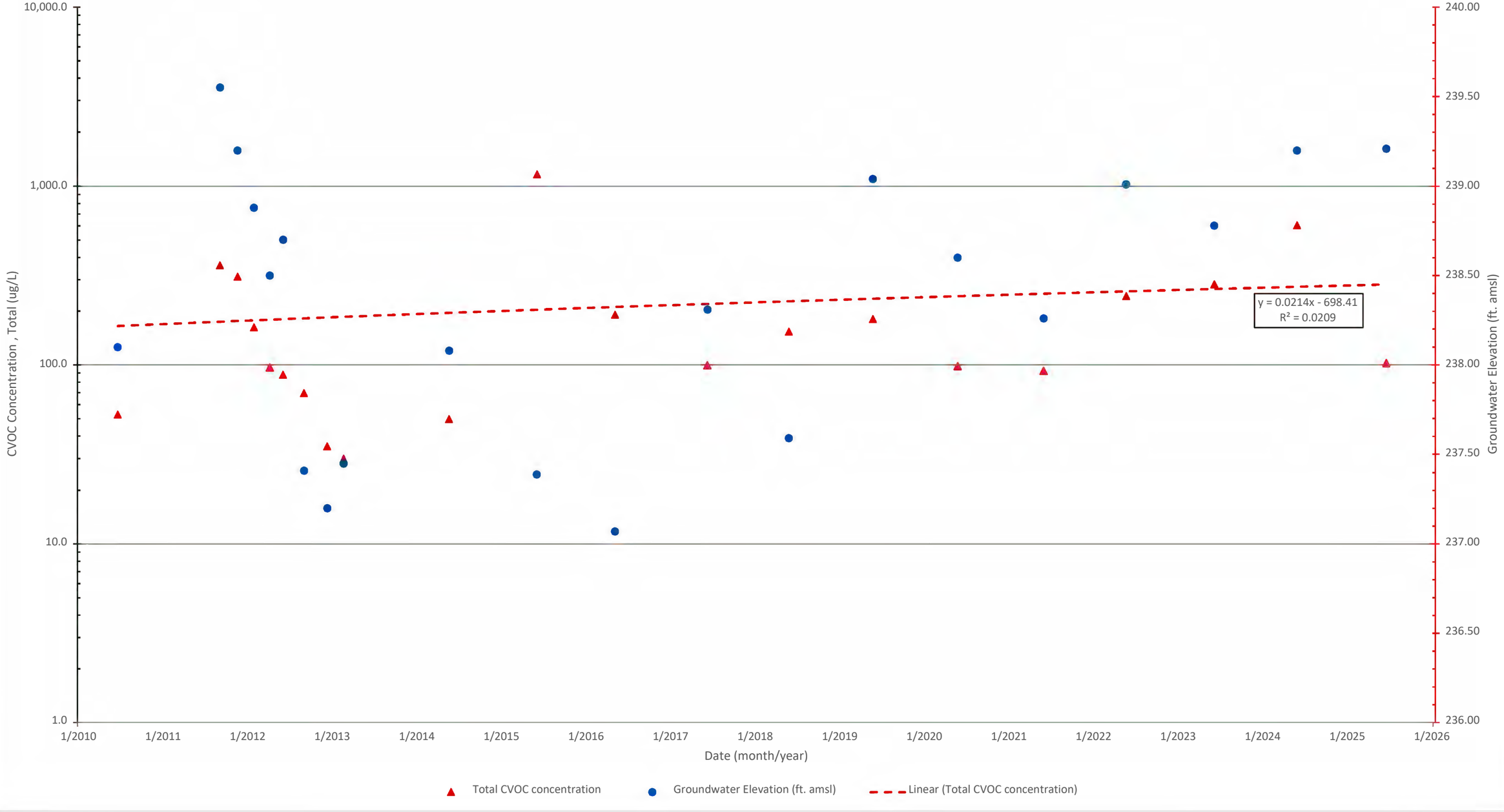

MW-9

CVOC Concentration (total) vs Time
136 Fuller Road, Albany, New York
NYSDEC BCP Site No. C401055

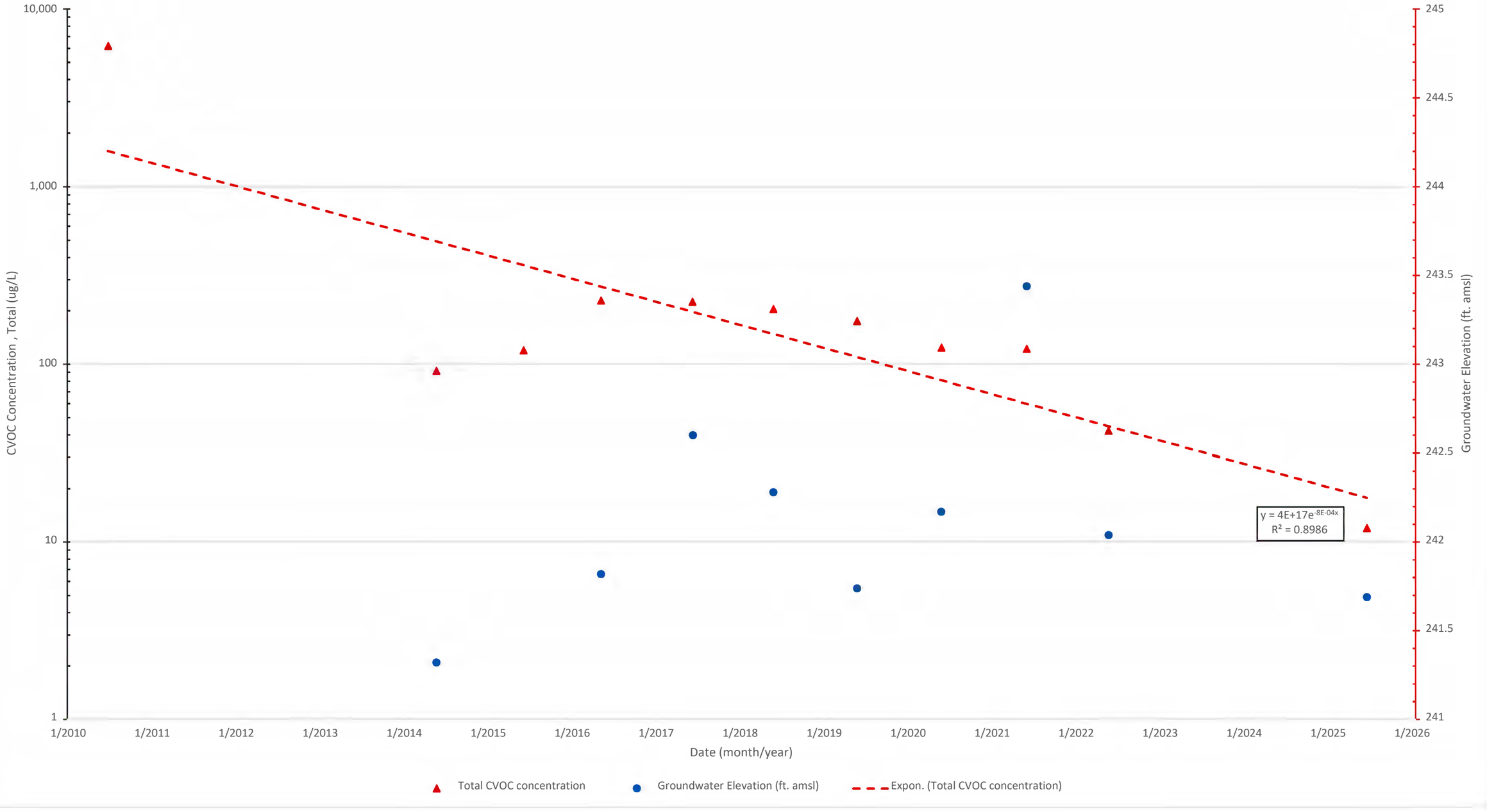

MW-13

CVOC Concentration (total) vs Time
136 Fuller Road, Albany, New York
NYSDEC BCP Site No. C401055

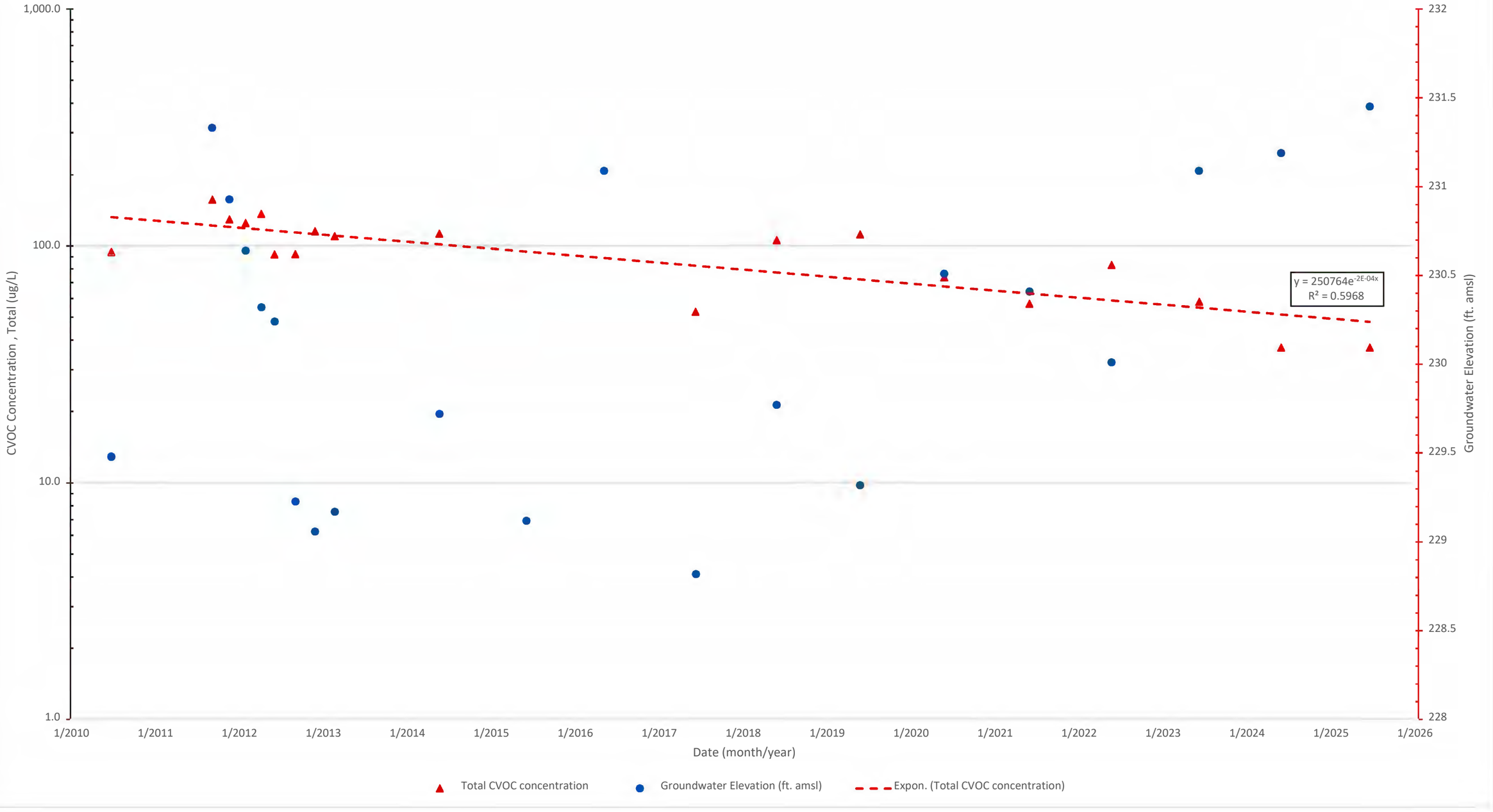

MW-18

CVOC Concentration (total) vs Time
136 Fuller Road, Albany, New York
NYSDEC BCP Site No. C401055

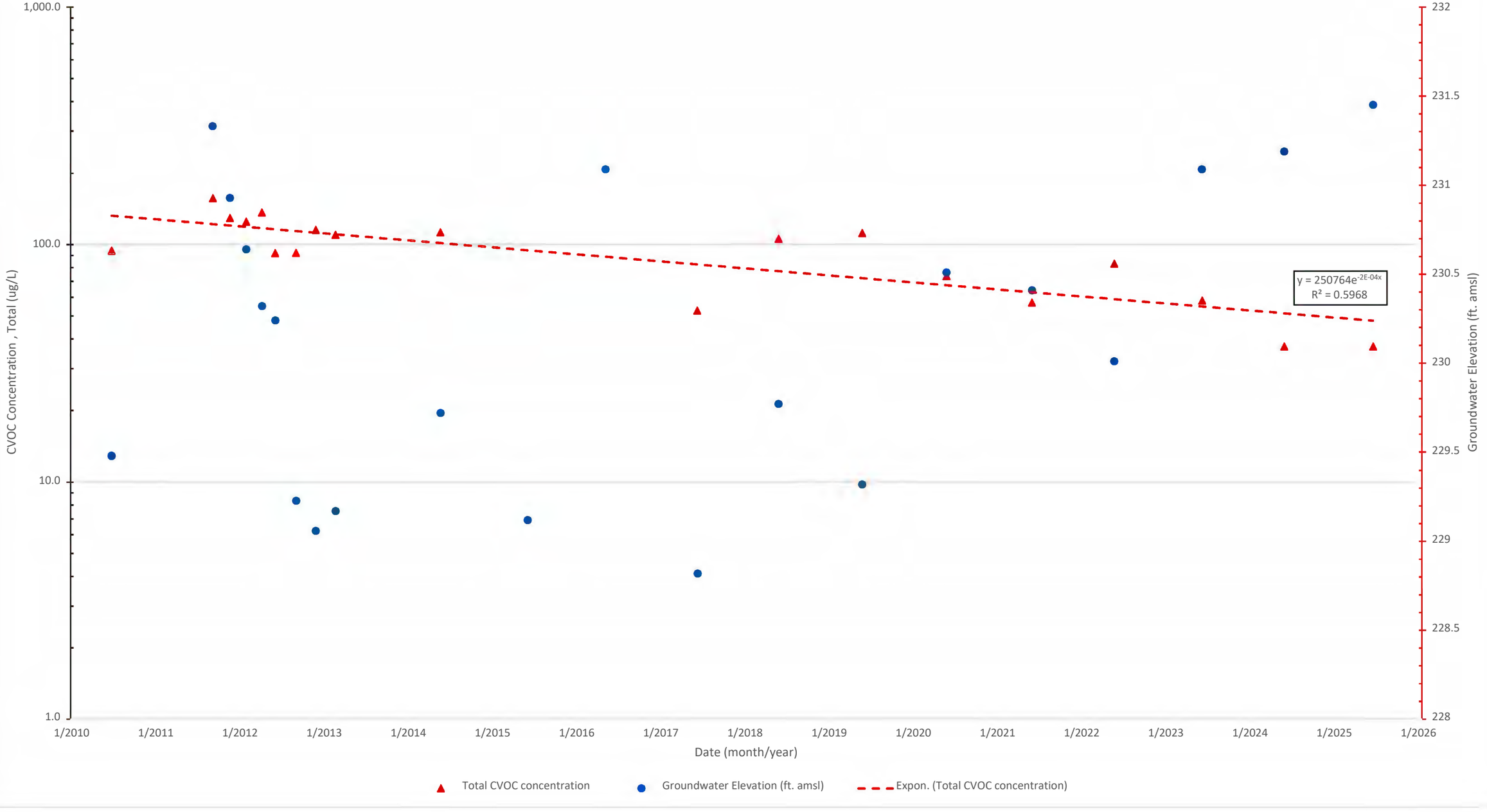

MW-20

CVOC Concentration (total) vs Time
136 Fuller Road, Albany, New York
NYSDEC BCP Site No. C401055

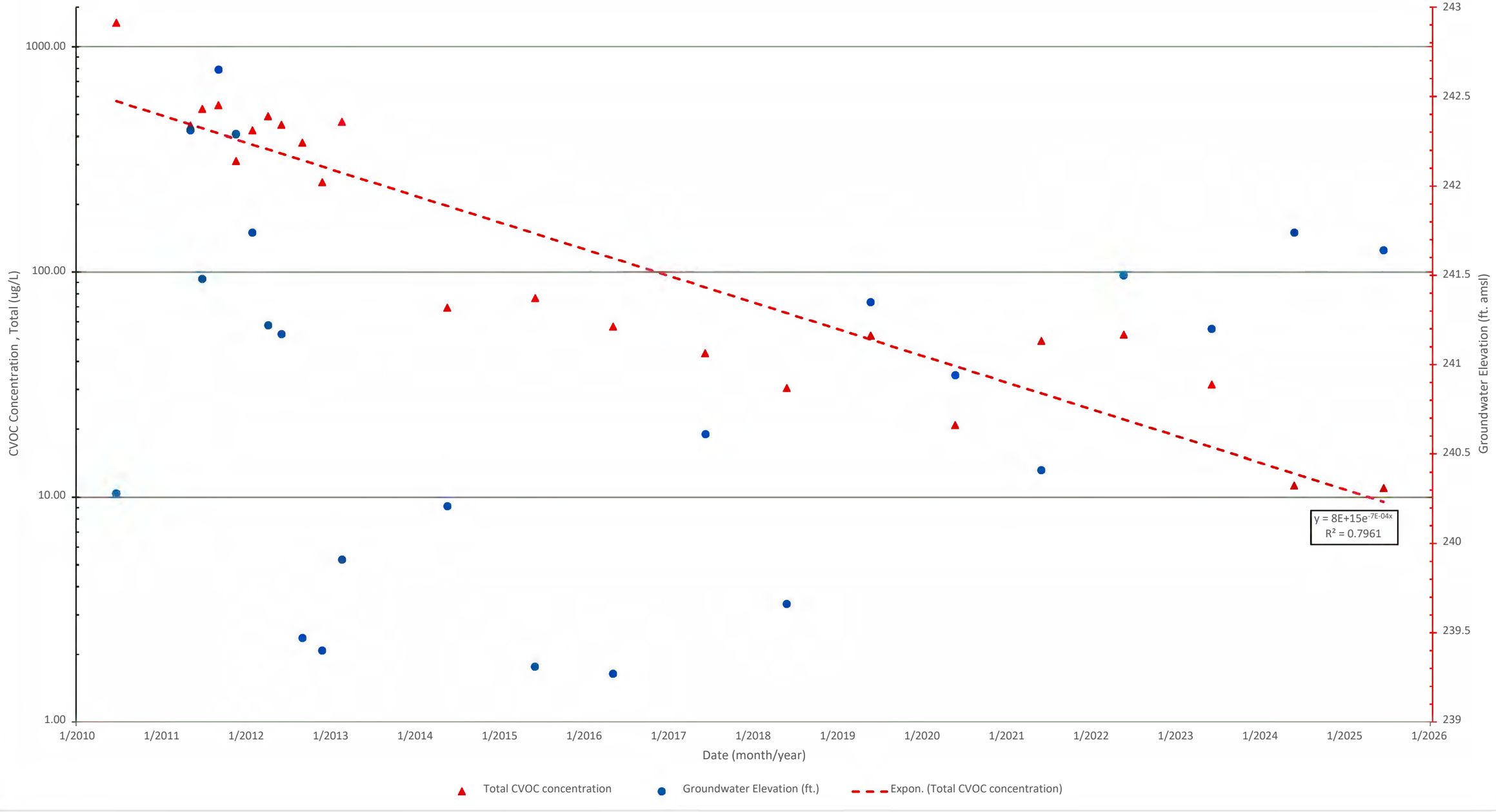

MW-29

CVOC Concentration (total) vs Time
136 Fuller Road, Albany, New York
NYSDEC BCP Site No. C401055

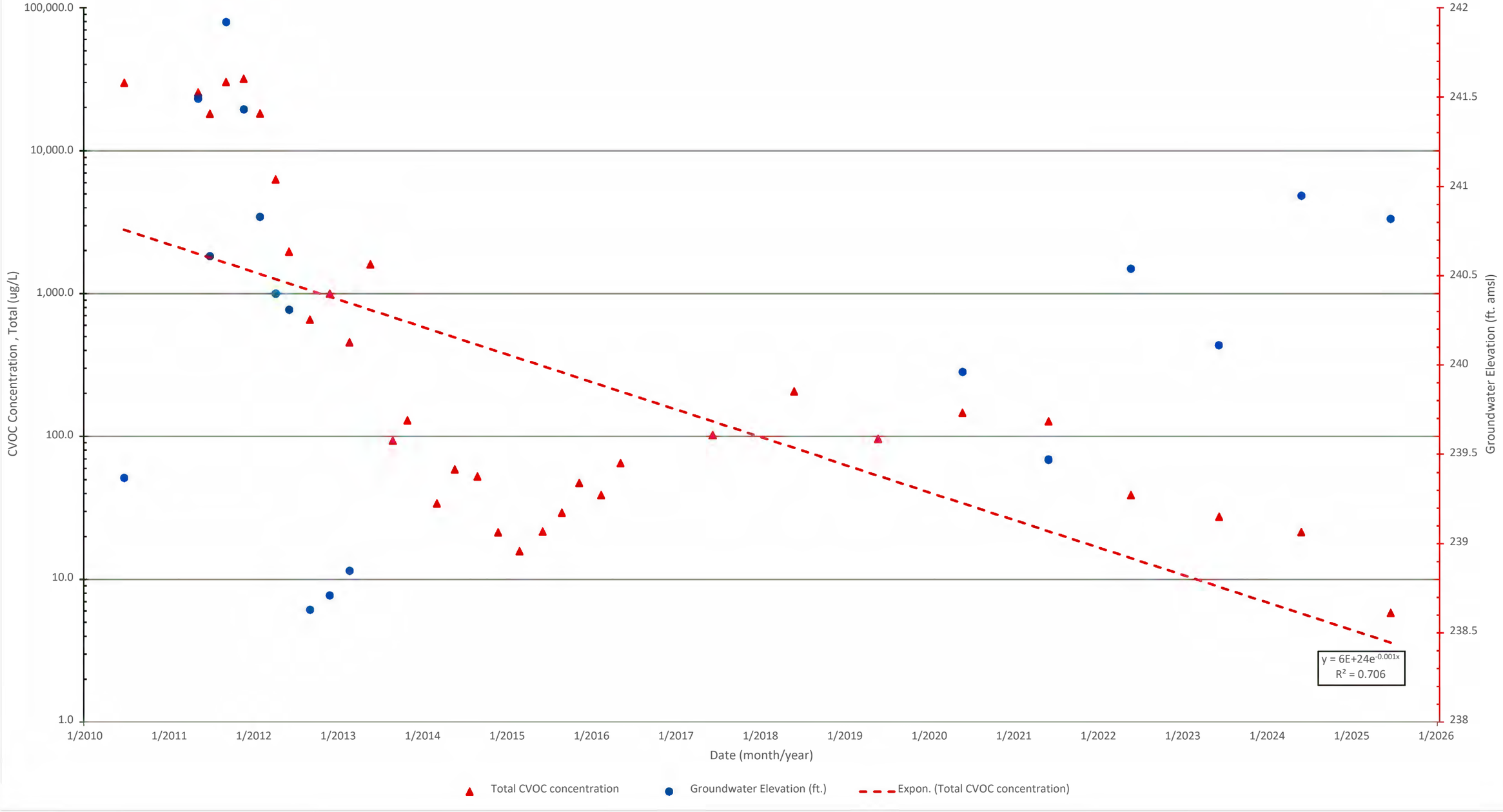

MW-31

CVOC Concentration (total) vs Time
136 Fuller Road, Albany, New York
NYSDEC BCP Site No. C401055

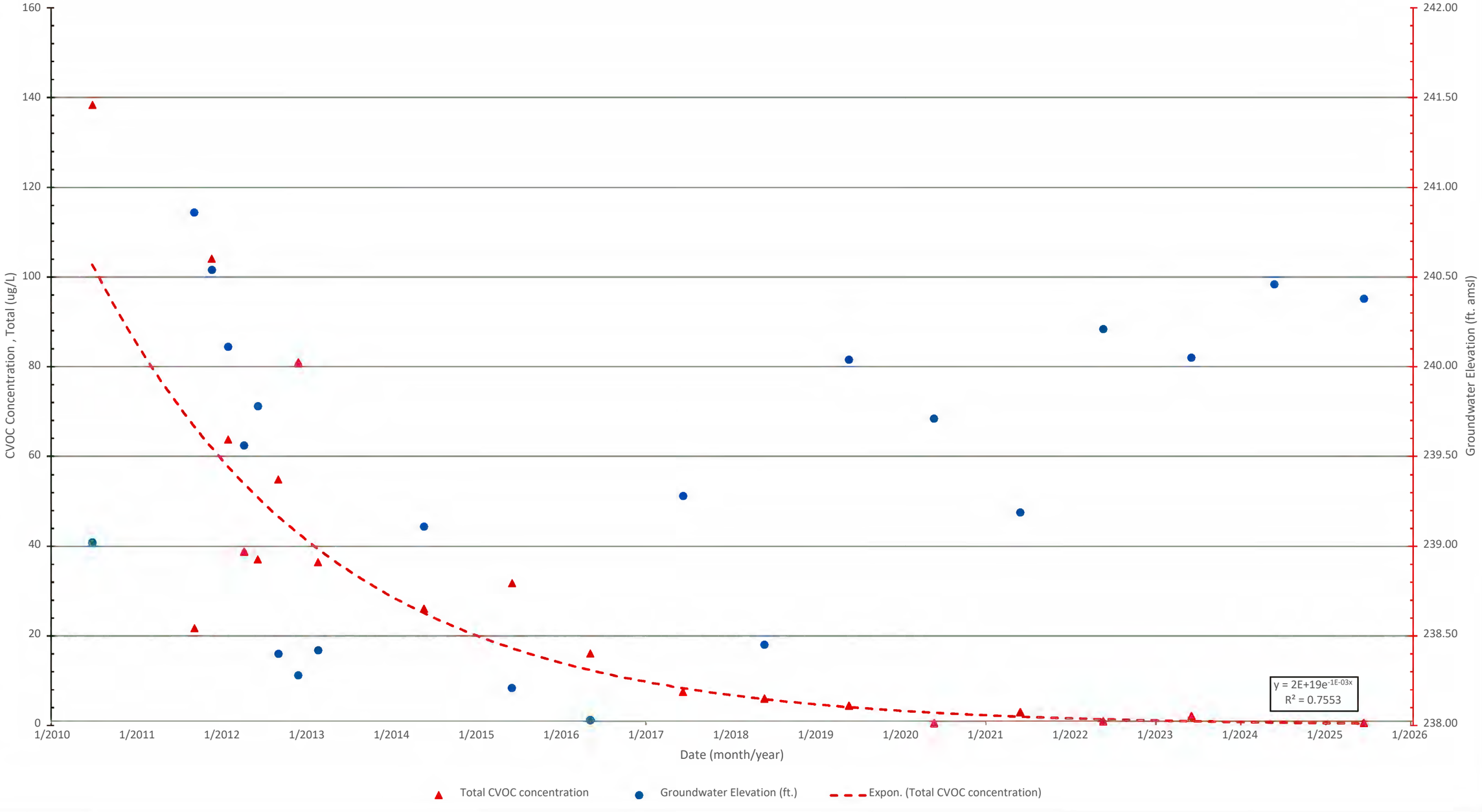

MW-8

CVOC Concentration (total) vs Time
136 Fuller Road, Albany, New York
NYSDEC BCP Site No. C401055

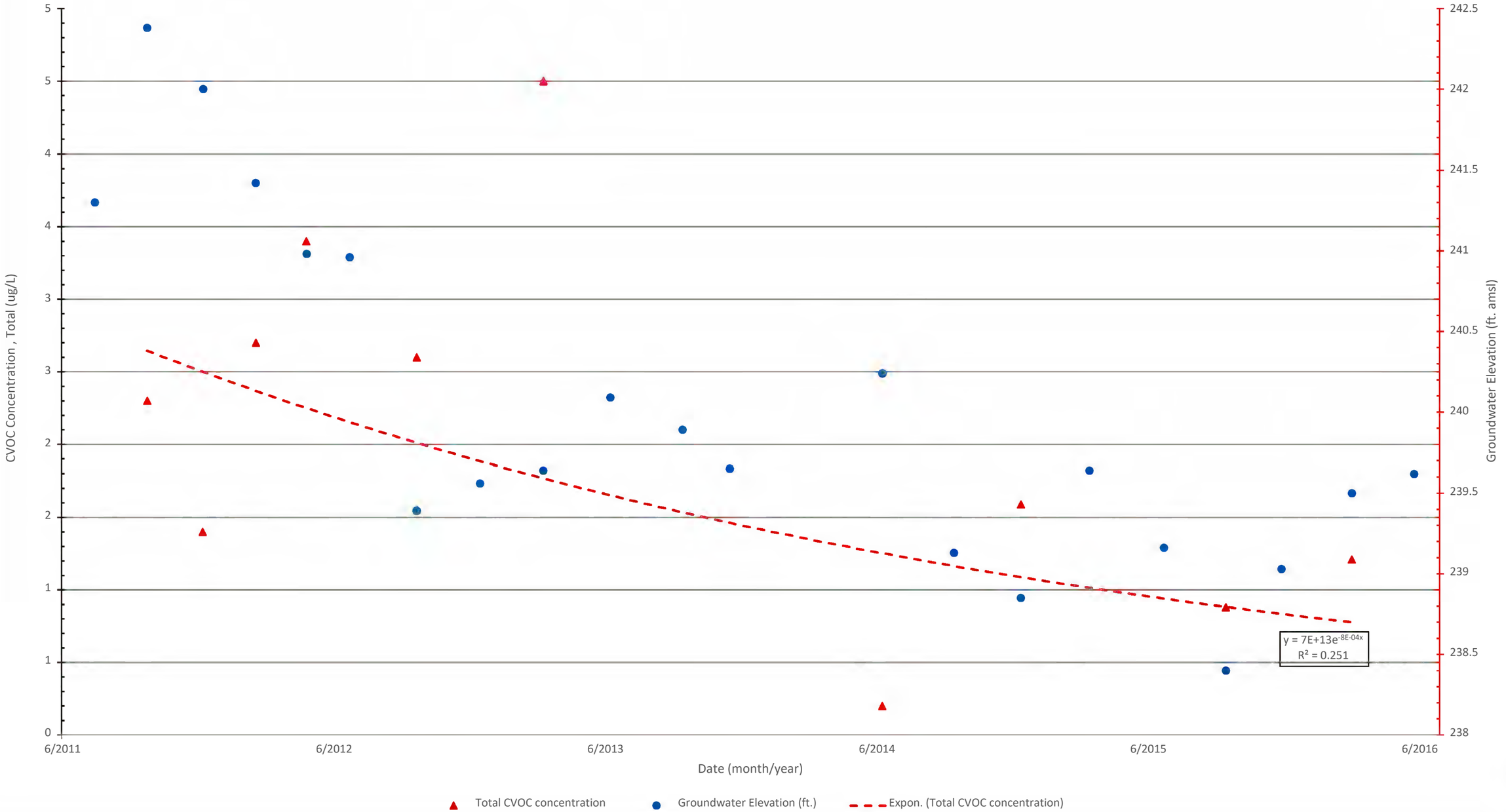

MW-17

CVOC Concentration (total) vs Time
136 Fuller Road, Albany, New York
NYSDEC BCP Site No. C401055

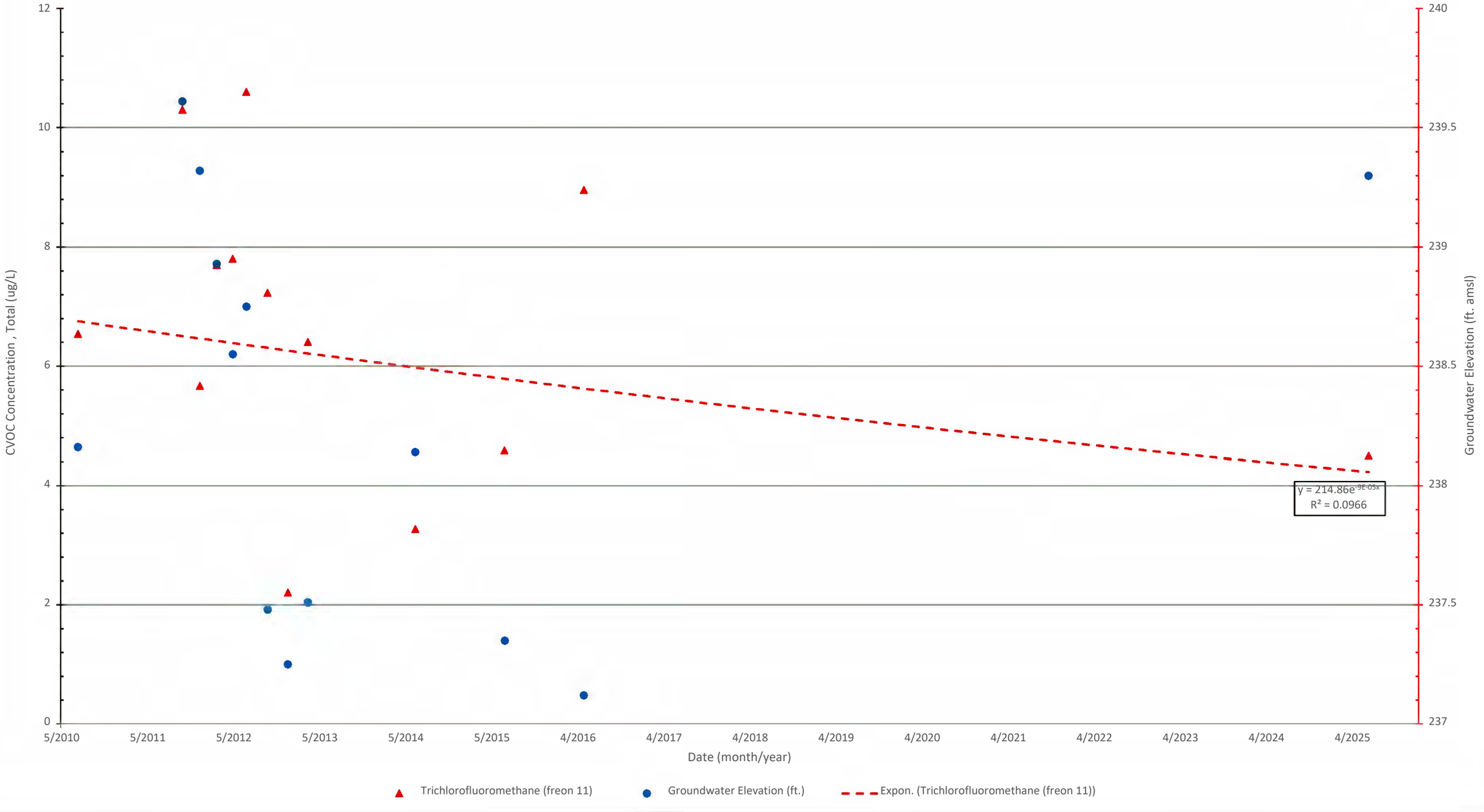

MW-35

CVOC Concentration (total) vs Time

136 Fuller Road, Albany, New York

NYSDEC BCP Site No. C401055

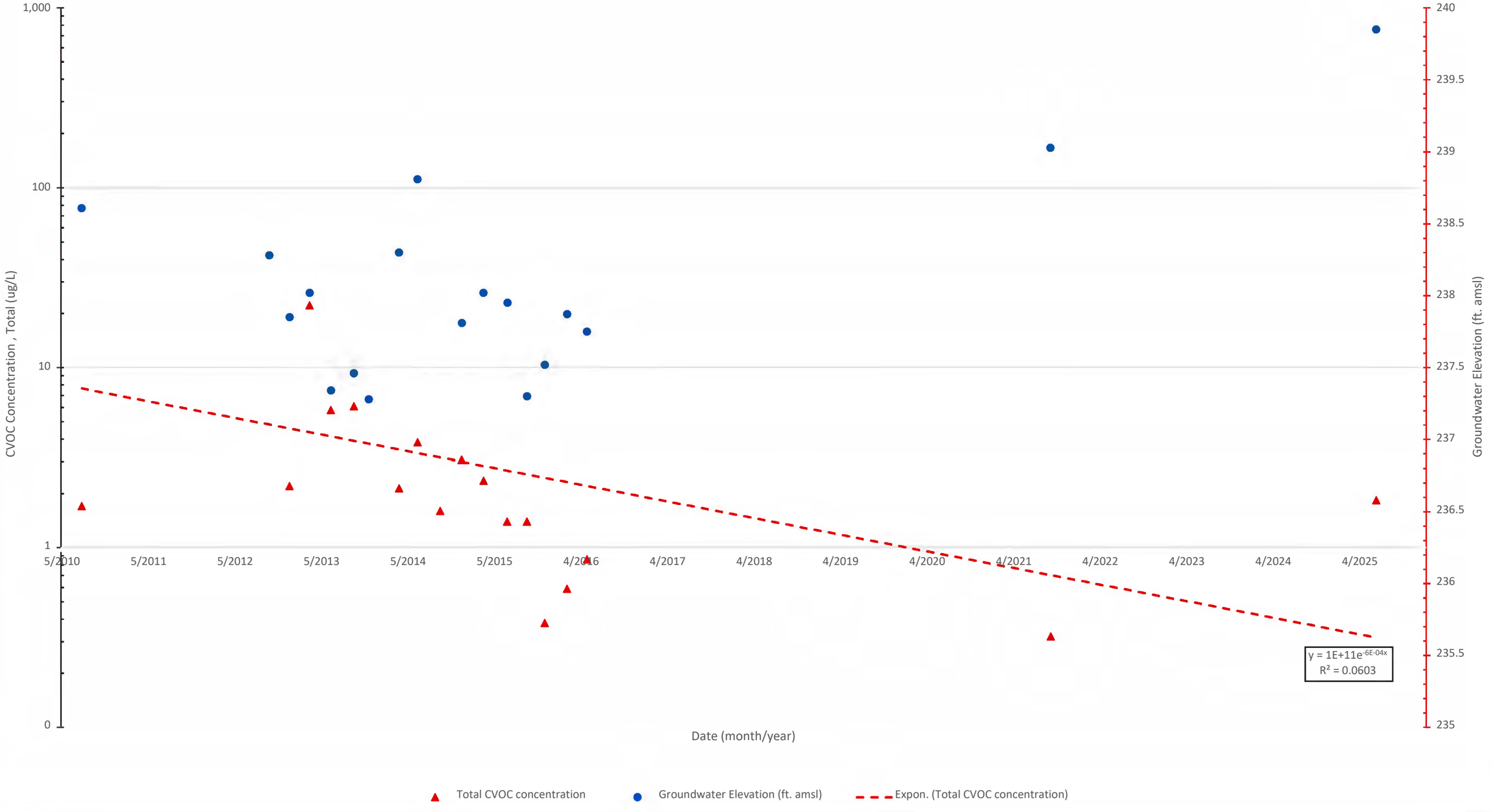

APPENDIX D

TFE and Site Inspection Forms

TFE Inspection Form
136 Fuller Road, BCP No. C401055
City of Albany, New York
LaBella Project No. 2222575

Performed by: B. Fields Date/ Time: 1/29/25 10

TFE Trailer Components (Monthly)			
Output Status	Unit	Value	Notes/ Comments:
TFE Vacuum	in. Hg	-19.7	
Manifold Vacuum	in. Hg	-24.3	
Bleed Air Speed:	cfm	—	
~~Cyclone Pressure~~	~~PSI~~		
Air Stripper Pressure	in H2O	15.4	
Bag Filter Pressure	PSI	9.2	Replace.
Temperature (Trailer)	F	79.9	
Temperature (Pump)	F	191.8	
Discharge Flow	GPM	8.0	
Total Gallons Pumped:	gal	162174	
TFE Air Speed	FPS	150	
TFE Exhaust (PID)	ppm		
Samples Collected?	yes	no	Date:
Sample ID:	TFE Influent (Water)	TFE Effluent (Water)	TFE Effluent (Air)

General	Yes	No	Notes/Comments:
TFE oil level ok?	X		
Is the system running normally?	X		
Is the electrical panel secure?	X		
Are stacks and vents cleared?	X		Ice build-up from facility Condensers.
Does effluent air have noticable odor?		X	
Visible damage to exterior conveyance piping?		X	
Visible damage to interior conveyance piping?		X	
Are SVE Pumps Operational? See control panel	X		

Additional Notes: SVE (inHg) VE-3 : 3.3 -5 : 2.8 -8 : 1.6
-4 : 1.6 -7 : 1.6 -9 : 13.1

Notes:
ft. btoc - feet below top of casing
in. Hg - inches of mercury
in. H2O - inches of water
PSI - pressure per square inch
GPM - gallons per minute
cfm - cubic feet per minute
ppm - parts per million

LaBella

TFE Inspection Form
136 Fuller Road, BCP No. C401055
City of Albany, New York
LaBella Project No. 2222575

Performed by: B. Fields Date/ Time: 2/25/25 @ 09:00

TFE Trailer Components (Monthly)			
Output Status	Unit	Value	Notes/ Comments:
TFE Vacuum	in. Hg	-30.3	
Manifold Vacuum	in. Hg	-15.3	
Bleed Air Speed:	cfm	off	
~~Cyclone Pressure~~	PSI		
Air Stripper Pressure	in H2O	15.5	
Bag Filter Pressure	PSI	9	
Temperature (Trailer)	F	[illegible]	76
Temperature (Pump)	F	180.1	
Discharge Flow	GPM	8.1	
Total Gallons Pumped:	gal	172,596	
TFE Air Speed	FPS	160	
TFE Exhaust (PID)	ppm	5.5	
Samples Collected?	yes / no		Date:

Sample ID:	TFE Influent (Water)	TFE Effluent (Water)	TFE Effluent (Air)
	10:00 FEB25	10:05 FEB25	10:15

General	Yes	No	Notes/Comments:
TFE oil level ok?	✓		
Is the system running normally?	X		
Is the electrical panel secure?	X		
Are stacks and vents cleared?	X		
Does effluent air have noticable odor?		X	
Visible damage to exterior conveyance piping?		X	
Visible damage to interior conveyance piping?		X	
Are SVE Pumps Operational? See control panel	X		

Additional Notes:
SVE (inHg): VE-3 : 3.5 VE-5 : 2.6 VE-8 : 1.55
VE-4 : 1.2 VE-7 : 1.4 VE-9 : NM (no access)

Notes:
ft. btoc - feet below top of casing
in. Hg - inches of mercury
in. H2O - inches of water
PSI - pressure per square inch
GPM - gallons per minute
cfm - cubic feet per minute
ppm - parts per million

LaBella

TFE Inspection Form
136 Fuller Road, BCP No. C401055
City of Albany, New York
LaBella Project No. 2222575

Performed by: Date/ Time: 3/20/2025 @ 14:00

TFE Trailer Components (Monthly)			
Output Status	**Unit**	**Value**	**Notes/ Comments:**
TFE Vacuum	in. Hg	-20.4	
Manifold Vacuum	in. Hg	-16.1	
Bleed Air Speed:	cfm	NM	OFF
~~Cyclone Pressure~~	PSI		
Air Stripper Pressure	in H2O	181	Schedule Cleaning
Bag Filter Pressure	PSI		
Temperature (Trailer)	F	91.6	Remove panel from fresh air intake
Temperature (Pump)	F	193.5	
Discharge Flow	GPM		
Total Gallons Pumped:	gal	181888	
TFE Air Speed	FPS	161	
TFE Exhaust (PID)	ppm	8.7	
Samples Collected?	(yes)	no	Date: 3/20

Sample ID:	TFE Influent (Water)	TFE Effluent (Water)	TFE Effluent (Air)
	14:15 - MAR 25	14:20 - MAR25	14:30

General	Yes	No	Notes/Comments:
TFE oil level ok?	X		
Is the system running normally?	X		
Is the electrical panel secure?	X		
Are stacks and vents cleared?	X		
Does effluent air have noticable odor?	X		
Visible damage to exterior conveyance piping?		X	
Visible damage to interior conveyance piping?	X		Crack on 6" exhaust PVC.
Are SVE Pumps Operational? See control panel	X		

Additional Notes: 4 VE mfg

VE	-3	-4	-5	-7	-8:9
	3.2	1.7	1.5	1.4	-9:3.2

Notes:
ft. btoc - feet below top of casing
in. Hg - inches of mercury
in. H2O - inches of water
PSI - pressure per square inch
GPM - gallons per minute
cfm - cubic feet per minute
ppm - parts per million

LaBella

TFE Inspection Form
136 Fuller Road, BCP No. C401055
City of Albany, New York
LaBella Project No. 2222575

Performed by: B. Fields Date/ Time: 4/25/25

TFE Trailer Components (Monthly)			
Output Status	**Unit**	**Value**	**Notes/ Comments:**
TFE Vacuum (pump)	in. Hg	-14.9	
TFE Vacuum (manifold)	in. Hg	-12.6	
Bleed Air Speed:	~~CFM~~ %	50%	
Air Stripper Pressure	in H2O	16.1	
Bag Filter Pressure	PSI	2.5	
Temperature (Trailer)	F	77.9	
Temperature (Pump)	F	178	
Discharge Flow	GPM	7.7	
Total Gallons Pumped:	gal	192536	
TFE Air Speed	CFM	195	
TFE Exhaust (PID)	ppm	10.3	
Samples Collected?	yes	no	Date:

Sample ID:	TFE Influent (Water)	TFE Effluent (Water)	TFE Effluent (Air)
	Influent_APR25	Effluent_APR25	Effluent_APR25

General	Yes	No	Notes/Comments:
TFE oil level ok?	✓		
Is the system running normally?	✓		
Is the electrical panel secure?	✓		
Are stacks and vents cleared?	✓		
Does effluent air have noticable odor?		✓	
Visible damage to exterior conveyance piping?		✓	
Visible damage to interior conveyance pip[illegible]		✓	
Are SVE Pumps Operational? See control panel	✓		

Additional Notes: Air Filter / Bag filter change out.

Notes:
ft. btoc - feet below top of casing
in. Hg - inches of mercury
in. H2O - inches of water
PSI - pressure per square inch
GPM - gallons per minute
cfm - cubic feet per minute
ppm - parts per million

LaBella

TFE Inspection Form
136 Fuller Road, BCP No. C401055
City of Albany, New York
LaBella Project No. 2222575

Performed by: B. Fields Date/ Time: 5/27/2025

TFE Trailer Components (Monthly)			
Output Status	Unit	Value	Notes/ Comments:
TFE Vacuum (pump)	in. Hg	-12.9	
TFE Vacuum (manifold)	in. Hg	-12.6	
Bleed Air Speed:	~~CFM~~	50%	
Air Stripper Pressure	in H2O	17.3	
Bag Filter Pressure	PSI	2.1	
Temperature (Trailer)	F	85.6	
Temperature (Pump)	F	179.6	
Discharge Flow	GPM	7.1	
Total Gallons Pumped:	gal	207556	
TFE Air Speed	CFM	283	
TFE Exhaust (PID)	ppm	17.9	
Samples Collected?	(yes)	no	Date: 5/27/25
Sample ID:	TFE Influent (Water)	TFE Effluent (Water)	TFE Effluent (Air)
	Influent_May25	Effluent_May25	Effluent_May25

General	Yes	No	Notes/Comments:
TFE oil level ok?		✓	Add 0.1
Is the system running normally?	✓		
Is the electrical panel secure?	✓		
Are stacks and vents cleared?	✓		
Does effluent air have noticable odor?		✓	
Visible damage to exterior conveyance piping?		✓	
Visible damage to interior conveyance piping?		✓	
Are SVE Pumps Operational? See control panel	✓		

Additional Notes:

Notes:
ft. btoc - feet below top of casing
in. Hg - inches of mercury
in. H2O - inches of water
PSI - pressure per square inch
GPM - gallons per minute
cfm - cubic feet per minute
ppm - parts per million

LaBella

TFE Inspection Form
136 Fuller Road, BCP No. C401055
City of Albany, New York
LaBella Project No. 2222575

Performed by: LK/EB Date/ Time: 6/26/25

TFE Trailer Components (Monthly)			
Output Status	**Unit**	**Value**	**Notes/ Comments:**
TFE Vacuum (pump)	in. Hg	13.6	
TFE Vacuum (manifold)	in. Hg	13.2	
Bleed Air Speed:	CFM	50 %	
Air Stripper Pressure	in H2O	16.7	
Bag Filter Pressure	PSI	11.0	
Temperature (Trailer)	F	96.3	
Temperature (Pump)	F	185.5	
Discharge Flow	GPM	8.1	
Total Gallons Pumped:	gal	235096	
TFE Air Speed	CFM	2900	
TFE Exhaust (PID)	ppm	0	
Samples Collected?	(yes)	no	Date:

Sample ID:	TFE Influent (Water)	TFE Effluent (Water)	TFE Effluent (Air)
	Y	Y	N

General	Yes	No	Notes/Comments:
TFE oil level ok?	√		
Is the system running normally?	√		
Is the electrical panel secure?	√		
Are stacks and vents cleared?	√		
Does effluent air have noticable odor?	√		
Visible damage to exterior conveyance piping?	√		
Visible damage to interior conveyance piping?	√		
Are SVE Pumps Operational? See control panel	√		

Additional Notes:
changed air filter on TFE pump

Notes:
ft. btoc - feet below top of casing
in. Hg - inches of mercury
in. H2O - inches of water
PSI - pressure per square inch
GPM - gallons per minute
cfm - cubic feet per minute
ppm - parts per million

LaBella
Powered by partnership.

TFE Inspection Form
136 Fuller Road, BCP No. C401055
City of Albany, New York
LaBella Project No. 2222575

August

Performed by: B. Fields Date/ Time: 4/11/2025 13:30

TFE Trailer Components (Monthly)			
Output Status	**Unit**	**Value**	**Notes/ Comments:**
TFE Vacuum (pump)	in. Hg	-13.3	
TFE Vacuum (manifold)	in. Hg	-12.5	
Bleed Air Speed:	~~CFM~~	open	~10%
Air Stripper Pressure	in H2O	110.1	
Bag Filter Pressure	PSI	10.3	Replace
Temperature (Trailer)	F	96.1	
Temperature (Pump)	F	167.2	
Discharge Flow	GPM	7.6	
Total Gallons Pumped:	gal	251,854	
TFE Air Speed	CFM	1140	
TFE Exhaust (PID)	ppm	8.8	
Samples Collected?	(yes)	no	Date: August Makeup
Sample ID:	TFE Influent (Water)	TFE Effluent (Water)	TFE Effluent (Air)
	-		

General	Yes	No	Notes/Comments:
TFE oil level ok?	X		
Is the system running normally?	X		
Is the electrical panel secure?	X		
Are stacks and vents cleared?	X		
Does effluent air have noticable odor?	X		Slight Solvent
Visible damage to exterior conveyance piping?		X	
Visible damage to interior conveyance piping?		X	
Are SVE Pumps Operational? See control panel	X		
Additional Notes:			

Notes:
ft. btoc - feet below top of casing
in. Hg - inches of mercury
in. H2O - inches of water
PSI - pressure per square inch
GPM - gallons per minute
cfm - cubic feet per minute
ppm - parts per million

LaBella
Powered by partnership

September

TFE Inspection Form
136 Fuller Road, BCP No. C401055
City of Albany, New York
LaBella Project No. 2222575

Performed by: Brenna Fiebbs Date/ Time: 9/26/2025 @ 09:00

TFE Trailer Components (Monthly)			
Output Status	**Unit**	**Value**	**Notes/ Comments:**
TFE Vacuum (pump)	in. Hg	-13.6	
TFE Vacuum (manifold)	in. Hg	-12.0	
Bleed Air Speed:	CFM	oper	+/- 10%
Air Stripper Pressure	in H2O	~~10.7~~	16.7
Bag Filter Pressure	PSI	10.7	
Temperature (Trailer)	F	99.2	
Temperature (Pump)	F	174.9	
Discharge Flow	GPM	7.6	
Total Gallons Pumped:	gal	261286	
TFE Air Speed	CFM	± 140	
TFE Exhaust (PID)	ppm	17.5	
Samples Collected?	(yes)	no	Date: 9/24

Sample ID:	TFE Influent (Water)	TFE Effluent (Water)	TFE Effluent (Air)

General	Yes	No	Notes/Comments:
TFE oil level ok?	X		
Is the system running normally?	X		
Is the electrical panel secure?	X		
Are stacks and vents cleared?	X		
Does effluent air have noticable odor?	X		Solvent
Visible damage to exterior conveyance piping?		X	
Visible damage to interior conveyance piping?		X	
Are SVE Pumps Operational? See control panel	X		

Additional Notes:

Notes:
ft. btoc - feet below top of casing
in. Hg - inches of mercury
in. H2O - inches of water
PSI - pressure per square inch
GPM - gallons per minute
cfm - cubic feet per minute
ppm - parts per million

LaBella
Powered by partnership

TFE Inspection Form
136 Fuller Road, BCP No. C401055
City of Albany, New York
LaBella Project No. 2222575

Performed by: B. Fields Date/ Time: 10/22/25 @ 1000

TFE Trailer Components (Monthly)			
Output Status	**Unit**	**Value**	**Notes/ Comments:**
TFE Vacuum (pump)	in. Hg	-14.4	
TFE Vacuum (manifold)	in. Hg	-12.5	
Bleed Air Speed:	CFM	Open	+/- 10%
Air Stripper Pressure	in H2O	16.7	
Bag Filter Pressure	PSI	10.6	Replace Bag Filter
Temperature (Trailer)	F	91.5	
Temperature (Pump)	F	169.5	Replace Air Filter
Discharge Flow	GPM	7.7	
Total Gallons Pumped:	gal	276022	
TFE Air Speed	CFM	+/- 1145	
TFE Exhaust (PID)	ppm	123	
Samples Collected?	yes / no	Date:	
Sample ID:	TFE Influent (Water)	TFE Effluent (Water)	TFE Effluent (Air)

General	Yes	No	Notes/Comments:
TFE oil level ok?	✓		
Is the system running normally?	✓		
Is the electrical panel secure?	✓		
Are stacks and vents cleared?	✓		
Does effluent air have noticable odor?	✓		Slight Solvent
Visible damage to exterior conveyance piping?		✓	
Visible damage to interior conveyance piping?		✓	
Are SVE Pumps Operational? See control panel	X		(3F)

Additional Notes:
Amp: 54.9

Notes:
ft. btoc - feet below top of casing
in. Hg - inches of mercury
in. H2O - inches of water
PSI - pressure per square inch
GPM - gallons per minute
cfm - cubic feet per minute
ppm - parts per million

LaBella
Powered by partnership

TFE Inspection Form
136 Fuller Road, BCP No. C401055
City of Albany, New York
LaBella Project No. 2222575

Performed by: Brooks Date/ Time: Nov 21, 2025

TFE Trailer Components (Monthly)			
Output Status	Unit	Value	Notes/ Comments:
TFE Vacuum (pump)	in. Hg	-15.4	
TFE Vacuum (manifold)	in. Hg	-13.7	
Bleed Air Speed:	CFM	open	~10 %
Air Stripper Pressure	in H2O	15.1	
Bag Filter Pressure	PSI	18.7	
Temperature (Trailer)	F	75.4	
Temperature (Pump)	F	168.4	
Discharge Flow	GPM	6.5	
Total Gallons Pumped:	gal	300.373	
TFE Air Speed	CFM	+/- 140	
TFE Exhaust (PID)	ppm	9.5	
Samples Collected?	yes	no	Date:
Sample ID:	TFE Influent (Water)	TFE Effluent (Water)	TFE Effluent (Air)
	✓	✓	✓

General	Yes	No	Notes/Comments:
TFE oil level ok?	X		
Is the system running normally?	X		
Is the electrical panel secure?	X		
Are stacks and vents cleared?	X		
Does effluent air have noticable odor?	X		Minor Solvent
Visible damage to exterior conveyance piping?		X	
Visible damage to interior conveyance piping?		X	
Are SVE Pumps Operational? See control panel	X		

Additional Notes:

VFD Amp - 55.6

Notes:
ft. btoc - feet below top of casing
in. Hg - inches of mercury
in. H2O - inches of water
PSI - pressure per square inch
GPM - gallons per minute
cfm - cubic feet per minute
ppm - parts per million

LaBella
Powered by partnership

TFE Inspection Form
136 Fuller Road, BCP No. C401055
City of Albany, New York
LaBella Project No. 2222575

Performed by: B. Fields Date/ Time: 12/19/2025

TFE Trailer Components (Monthly)			
Output Status	**Unit**	**Value**	**Notes/ Comments:**
TFE Vacuum (pump)	in. Hg	-14.5	
TFE Vacuum (manifold)	in. Hg	-13.5	
Bleed Air Speed:	CFM	Open	~10%
Air Stripper Pressure	in H2O	15.1	
Bag Filter Pressure	PSI	18.5	Replace Filter
Temperature (Trailer)	F	72.1	
Temperature (Pump)	F	174.2	Replace air filter
Discharge Flow	GPM	5.2	
Total Gallons Pumped:	gal	316819	
TFE Air Speed	CFM	~135	
TFE Exhaust (PID)	ppm	7.5	
Samples Collected?	yes	no	Date:
Sample ID:	TFE Influent (Water)	TFE Effluent (Water)	TFE Effluent (Air)

General	Yes	No	Notes/Comments:
TFE oil level ok?	✓		
Is the system running normally?	✓		
Is the electrical panel secure?	✓		
Are stacks and vents cleared?	✓		
Does effluent air have noticable odor?		✓	
Visible damage to exterior conveyance piping?		✓	
Visible damage to interior conveyance piping?		✓	
Are SVE Pumps Operational? See control panel	✓		

Additional Notes:
VFD Amperage = 53.6

Notes:
ft. btoc - feet below top of casing
in. Hg - inches of mercury
in. H2O - inches of water
PSI - pressure per square inch
GPM - gallons per minute
cfm - cubic feet per minute
ppm - parts per million

LaBella
Powered by partnership.

ANNUAL SITE INSPECTION FORM
136 Fuller Road, BCP Site C401055
City of Alban, New York
LaBella Project No. 2222575

Performed by: B. Field / Shoreline Pest. Date: 6/30/25 Time: 13:00

Part 1 - Engineering Controls - Sub-Slab Depressurization System (SSDS) (circle noted condition)

1A - Describe SSDS function: (normal) decreased function non-functioning
explain if not normal:

1B - Is there any damage or defect to the foundation that reduces or has the potential to reduce the effectiveness of the SSDS? (circle one)
(No) Yes If yes, describe needed repairs:

If yes, owner to notify DEC within 48 hours. Attached documentation of notification.

1C - Describe blower conditions:(circle one)	(normal)	decreased function	non-functioning
Excess wear:	(none)	minimal (no change to system function)	non-functioning
Visual damage:	(none)	minimal (no change to system function)	non-functioning
Listen for smooth blower operation:	normal	inconsistent (describe)	non-functioning
Measure vacuum pressure:	-12.9	is it within design parameters? (yes)	no
Measure air flow:	135	is it within design parameters? (yes)	no

1D - Is system functioning as designed to continue to be protective of human health and the environment?
(Yes) No **If no**, describe needed modifications:

If no, owner to notify DEC within 48 hours. Attach documentation of notification.

Part 2 - Engineering Controls - HVE/SVE System (circle noted condition)

2A - Is system functioning as designed to continue to be protective of human health and the environment?

(Yes) No **If no**, describe needed modifications:

If no, owner to notify DEC within 48 hours. Attach documentation of notification.

2B - Review prior progress report - Do system effluent samples meet action levels?
(Yes) No **If no**, note system modifications made to meet action levels.

Part 3 - Engineering Controls - Cover System [asphalt at B-3 area and at least one foot of clean soil and/or building slab in source area] (circle noted condition)

3A - Describe Cover Condition: asphalt at B-3 (intact) damaged not present
explain if not intact:

soil/slab: (intact) damaged not present
explain if not intact:

3B - Is system functioning as designed to continue to be protective of human health and the environment?
(Yes) No **If no**, describe needed modifications:

If no, owner to notify DEC within 48 hours. Attach documentation of notification.

3C - Is Site Cover in-tact (per Track 4)? (Yes) No

If No, explain:

ANNUAL SITE INSPECTION FORM
136 Fuller Road, BCP Site C401055
City of Alban, New York
LaBella Project No. 2222575

Part 4 - Institutional Controls (circle one)

4A - Site usage: (Commercial) ~~Other:~~ _____ Industrial (inconsistent with Environmental Easement, must be reported to DEC)

4B - Has the site been used for vegetable gardens or farming ? (circle one)	(No)	Yes, Explain inconsistency with Environmental Easement
4C - Is site water source from a municipal source? (circle one)	(Yes)	No Explain inconsistency with Environmental Easement
4D - Is site groundwater being used for any purpose? (circle one)	(No)	Yes, Explain inconsistency with Environmental Easement, or groundwater treatment system implemented
4E - Has contaminated subsurface material been disturbed? (circle one)	(No)	Yes, explain activities and whether they were performed consistent with the Site Management Plan
4F - Have new buildings been developed in the source or groundwater plume areas? (circle one)	(No)	Yes, explain how potential impacts were monitored or mitigated

Part 5 - General Site Conditions

5A - Describe changes since last inspection
New Tenant (Eastern Buildy Portion), Site Cover → Good

5B - Describe condition of monitoring wells and note changes or NYSDEC-approved closures since last inspection by entering data in table below (wells in sequence but not listed below were closed or destroyed prior to implementation of the SMP, or were not installed during site boring investigation activities):

Well ID (show on site map)	Intact	Damaged	Closed	Replaced	Explanation
MW-1 (west of HVE/SVE system)	X				
MW-2 (east of HVE/SVE system)	X				
MW-3 (south of building)	X				
MW-5 (south of southern driveway)	X				
MW-6 (northwest of HVE/SVE system)			X		
MW-7 (south of southern driveway)	X				
MW-8 (west of HVE/SVE system)	X				
MW-9 (inside building, northern side of UltrePet)	X				
MW-10 (inside building, northern side of UltrePet)	X				
MW-11 (inside building, northern side of UltrePet)	X				
MW-12 (east of building)			X		
MW-13 (southeastern corner of site)	X				
MW-16 (inside Equal Vision space)			X		
MW-17 (south of southern driveway)	X				
MW-18 (south of southern driveway)	X				
MW-19 (under asphalt north of HVE/SVE system)			X		
MW-20 (west of HVE/SVE system)	X				
MW-21 (under asphalt north of HVE/SVE system)			X		
MW-22 (west of HVE/SVE system)			X		

ANNUAL SITE INSPECTION FORM
136 Fuller Road, BCP Site C401055
City of Alban, New York
LaBella Project No. 2222575

MW-23 (west of HVE/SVE system)	X				
MW-25 (exterior HVE/SVE treatment area)	X				
MW-27 (exterior HVE/SVE treatment area)	X				
MW-29 (exterior HVE/SVE treatment area)	X				
MW-30 (inside building, northern side of UltraPet)	X				
MW-31 (inside building, northern side of UltraPet)	X				
MW-32 (inside building, northern side of UltraPet)	X				
MW-33 (inside building, southern side of UltraPet)	X				
MW-34 (inside building, southern side of UltraPet)	X				
MW-35 (inside building, southern side of UltraPet)	X				
MW-36 (outside northeastern corner of building)			X		
MW-37 (inside building, northern side of UltraPet)	X				
RW-1 (interior HVE/SVE treatment area) Not In Use					
RW-2 (interior HVE/SVE treatment area)	X				
RW-3 (interior HVE/SVE treatment area) No In Use			X		
RW-4 (exterior HVE/SVE treatment area)			X		
RW-5 (exterior HVE/SVE treatment area)	X				
RW-6 (exterior HVE/SVE treatment area)			X		
RW-7 (exterior HVE/SVE treatment area)	X				
RW-8 (exterior HVE/SVE treatment area)			X		
RW-9 (exterior HVE/SVE treatment area)			X		
RW-10 (interior HVE/SVE treatment area) Not In Use			X		
RW-11 (interior HVE/SVE treatment area)	X				

Part 6 - Compliance with Excavation Work Plan and Operations & Maintenance Plan

6A - Describe site construction activities that have been conducted since last inspection (see SMP for soil management criteria) Not Applicable

6B - Describe soil excavation and disposition (on site/off site). Map excavation areas and on site placement. Not Applicable

Part 7 - Monitoring Program

7A - Groundwater sampling event status (for four quarters preceding this inspection)

1st Quarter for Year 2025	was completed on (date):	3/4/25
2nd Quarter for Year 2024	was completed on (date):	10/27
3rd Quarter for Year 2024	was completed on (date):	9/3/24
4th Quarter for Year 2024	was completed on (date):	1/7/25

7B - Attach sampling reports for prior four quarterly sampling events.

7C- DEC determination that monitoring can be terminated (circle one): (not yet requested) requested (date)/pending _____ granted (date): _____

ANNUAL SITE INSPECTION FORM
136 Fuller Road, BCP Site C401055
City of Alban, New York
LaBella Project No. 2222575

Part 8 - Confirm that site records are up to date			
No	Yes		8A - Are there any changes that need to be documented in site records (e.g., change of ownership, site usage)
No	Yes	NA	8B - Has DEC received 15-day advanced notice of any proposed ground intrusive activities?
No	Yes	NA	8C - Has DEC received notification within 48 hours of any damage or defect to the foundation that reduces or has the potential to reduce the effectiveness of the SSDS?
No	Yes (Attached)		8D - Has site owner or remedial party submitted a written statement to NYSDEC certifying that (1) controls employed at the Controlled Property are unchanged from the previous certification or that any changes to the controls were approved by the NYSDEC; and, (2) nothing has occurred that impairs the ability of the controls to protect public health and environment or that constitute a violation or failure to comply with the SMP?

APPENDIX E

2025 Laboratory Analytical Reports – TFE System Influent/Effluent (Water)

ANALYTICAL REPORT

Lab Number:	L2505020
Client:	LaBella Associates, P.C. 4 British American Boulevard Latham, NY 12110
ATTN:	Branson Fields
Phone:	(518) 266-7355
Project Name:	136 FULLER ROAD
Project Number:	2222575.05
Report Date:	02/05/25

The original project report/data package is held by Pace Analytical Services. This report/data package is paginated and should be reproduced only in its entirety. Pace Analytical Services holds no responsibility for results and/or data that are not consistent with the original.

Certifications & Approvals: MA (M-MA086), NH NELAP (2064), CT (PH-0826), IL (200077), IN (C-MA-03), KY (KY98045), ME (MA00086), MD (348), NJ (MA935), NY (11148), NC (25700/666), OR (MA-1316), PA (68-03671), RI (LAO00065), TX (T104704476), VT (VT-0935), VA (460195), USDA (Permit #525-23-122-91930A1).

Eight Walkup Drive, Westborough, MA 01581-1019
508-898-9220 (Fax) 508-898-9193 800-624-9220 - www.alphalab.com

Project Name: 136 FULLER ROAD
Project Number: 2222575.05

Lab Number: L2505020
Report Date: 02/05/25

Lab Sample ID	Client ID	Matrix	Sample Location	Collection Date/Time	Receive Date
L2505020-01	EFFLUENT-JAN25	WATER	ALBANY, NY	01/29/25 14:45	01/29/25
L2505020-02	INFLUENT-JAN25	WATER	ALBANY, NY	01/29/25 14:35	01/29/25

Project Name:	136 FULLER ROAD	**Lab Number:**	L2505020
Project Number:	2222575.05	**Report Date:**	02/05/25

Case Narrative

The samples were received in accordance with the Chain of Custody and no significant deviations were encountered during the preparation or analysis unless otherwise noted. Sample Receipt, Container Information, and the Chain of Custody are located at the back of the report.

Results contained within this report relate only to the samples submitted under this Pace Lab Number and meet NELAP requirements for all NELAP accredited parameters unless otherwise noted in the following narrative. The data presented in this report is organized by parameter (i.e. VOC, SVOC, etc.). Sample specific Quality Control data (i.e. Surrogate Spike Recovery) is reported at the end of the target analyte list for each individual sample, followed by the Laboratory Batch Quality Control at the end of each parameter. Tentatively Identified Compounds (TICs), if requested, are reported for compounds identified to be present and are not part of the method/program Target Compound List, even if only a subset of the TCL are being reported. If a sample was re-analyzed or re-extracted due to a required quality control corrective action and if both sets of data are reported, the Laboratory ID of the re-analysis or re-extraction is designated with an "R" or "RE", respectively.

When multiple Batch Quality Control elements are reported (e.g. more than one LCS), the associated samples for each element are noted in the grey shaded header line of each data table. Any Laboratory Batch, Sample Specific % recovery or RPD value that is outside the listed Acceptance Criteria is bolded in the report. In reference to questions H (CAM) or 4 (RCP) when "NO" is checked, the performance criteria for CAM and RCP methods allow for some quality control failures to occur and still be within method compliance. In these instances, the specific failure is not narrated but noted in the associated QC Outlier Summary Report, located directly after the Case Narrative. QC information is also incorporated in the Data Usability Assessment table (Format 11) of our Data Merger tool, where it can be reviewed in conjunction with the sample result, associated regulatory criteria and any associated data usability implications.

Soil/sediments and solids are reported on a dry weight basis unless otherwise noted. Tissues are reported "as received" or on a wet weight basis, unless otherwise noted. Definitions of all data qualifiers and acronyms used in this report are provided in the Glossary located at the back of the report.

HOLD POLICY - For samples submitted on hold, Pace's policy is to hold samples (with the exception of Air canisters) free of charge for 21 calendar days from the date the project is completed. After 21 calendar days, we will dispose of all samples submitted including those put on hold unless you have contacted your Pace Project Manager and made arrangements for Pace to continue to hold the samples. Air canisters will be disposed after 3 business days from the date the project is completed.

Please contact Project Management at 800-624-9220 with any questions.

Project Name:	136 FULLER ROAD	**Lab Number:**	L2505020
Project Number:	2222575.05	**Report Date:**	02/05/25

Case Narrative (continued)

Report Submission

All non-detect (ND) or estimated concentrations (J-qualified) have been quantitated to the limit noted in the MDL column.

I, the undersigned, attest under the pains and penalties of perjury that, to the best of my knowledge and belief and based upon my personal inquiry of those responsible for providing the information contained in this analytical report, such information is accurate and complete. This certificate of analysis is not complete unless this page accompanies any and all pages of this report.

Authorized Signature: Tiffani Morrissey - Tiffani Morrissey

Title: Technical Director/Representative Date: 02/05/25

ORGANICS

VOLATILES

Project Name: 136 FULLER ROAD
Project Number: 2222575.05
Lab Number: L2505020
Report Date: 02/05/25

SAMPLE RESULTS

Lab ID: L2505020-01
Client ID: EFFLUENT-JAN25
Sample Location: ALBANY, NY
Date Collected: 01/29/25 14:45
Date Received: 01/29/25
Field Prep: Not Specified

Sample Depth:
Matrix: Water
Analytical Method: 1,8260D
Analytical Date: 02/05/25 06:24
Analyst: MCM

Parameter	Result	Qualifier	Units	RL	MDL	Dilution Factor
Volatile Organics by GC/MS - Westborough Lab						
Methylene chloride	ND		ug/l	2.5	0.70	1
1,1-Dichloroethane	ND		ug/l	2.5	0.70	1
Chloroform	ND		ug/l	2.5	0.70	1
Carbon tetrachloride	ND		ug/l	0.50	0.13	1
1,2-Dichloropropane	ND		ug/l	1.0	0.14	1
Dibromochloromethane	ND		ug/l	0.50	0.15	1
1,1,2-Trichloroethane	ND		ug/l	1.5	0.50	1
Tetrachloroethene	0.28	J	ug/l	0.50	0.18	1
Chlorobenzene	ND		ug/l	2.5	0.70	1
Trichlorofluoromethane	ND		ug/l	2.5	0.70	1
1,2-Dichloroethane	ND		ug/l	0.50	0.13	1
1,1,1-Trichloroethane	ND		ug/l	2.5	0.70	1
Bromodichloromethane	ND		ug/l	0.50	0.19	1
trans-1,3-Dichloropropene	ND		ug/l	0.50	0.16	1
cis-1,3-Dichloropropene	ND		ug/l	0.50	0.14	1
Bromoform	ND		ug/l	2.0	0.65	1
1,1,2,2-Tetrachloroethane	ND		ug/l	0.50	0.17	1
Benzene	ND		ug/l	0.50	0.16	1
Toluene	ND		ug/l	2.5	0.70	1
Ethylbenzene	ND		ug/l	2.5	0.70	1
Chloromethane	ND		ug/l	2.5	0.70	1
Bromomethane	ND		ug/l	2.5	0.70	1
Vinyl chloride	ND		ug/l	1.0	0.07	1
Chloroethane	ND		ug/l	2.5	0.70	1
1,1-Dichloroethene	ND		ug/l	0.50	0.17	1
trans-1,2-Dichloroethene	ND		ug/l	2.5	0.70	1
Trichloroethene	ND		ug/l	0.50	0.18	1
1,2-Dichlorobenzene	ND		ug/l	2.5	0.70	1

Project Name: 136 FULLER ROAD
Project Number: 2222575.05
Lab Number: L2505020
Report Date: 02/05/25

SAMPLE RESULTS

Lab ID: L2505020-01
Client ID: EFFLUENT-JAN25
Sample Location: ALBANY, NY
Date Collected: 01/29/25 14:45
Date Received: 01/29/25
Field Prep: Not Specified

Sample Depth:

Parameter	Result	Qualifier	Units	RL	MDL	Dilution Factor
Volatile Organics by GC/MS - Westborough Lab						
1,3-Dichlorobenzene	ND		ug/l	2.5	0.70	1
1,4-Dichlorobenzene	ND		ug/l	2.5	0.70	1
Methyl tert butyl ether	ND		ug/l	2.5	0.17	1
p/m-Xylene	ND		ug/l	2.5	0.70	1
o-Xylene	ND		ug/l	2.5	0.70	1
cis-1,2-Dichloroethene	ND		ug/l	2.5	0.70	1
Styrene	ND		ug/l	2.5	0.70	1
Dichlorodifluoromethane	ND		ug/l	5.0	1.0	1
Acetone	ND		ug/l	5.0	1.5	1
Carbon disulfide	ND		ug/l	5.0	1.0	1
2-Butanone	ND		ug/l	5.0	1.9	1
4-Methyl-2-pentanone	ND		ug/l	5.0	1.0	1
2-Hexanone	ND		ug/l	5.0	1.0	1
Bromochloromethane	ND		ug/l	2.5	0.70	1
1,2-Dibromoethane	ND		ug/l	2.0	0.65	1
1,2-Dibromo-3-chloropropane	ND		ug/l	2.5	0.70	1
Isopropylbenzene	ND		ug/l	2.5	0.70	1
1,2,3-Trichlorobenzene	ND		ug/l	2.5	0.70	1
1,2,4-Trichlorobenzene	ND		ug/l	2.5	0.70	1
Methyl Acetate	ND		ug/l	2.0	0.23	1
Cyclohexane	ND		ug/l	10	0.27	1
1,4-Dioxane	120	J	ug/l	250	61.	1
Freon-113	ND		ug/l	2.5	0.70	1
Methyl cyclohexane	ND		ug/l	10	0.40	1

Surrogate	% Recovery	Qualifier	Acceptance Criteria
1,2-Dichloroethane-d4	102		70-130
Toluene-d8	98		70-130
4-Bromofluorobenzene	97		70-130
Dibromofluoromethane	102		70-130

Project Name: 136 FULLER ROAD
Project Number: 2222575.05
Lab Number: L2505020
Report Date: 02/05/25

SAMPLE RESULTS

Lab ID: L2505020-02
Client ID: INFLUENT-JAN25
Sample Location: ALBANY, NY

Date Collected: 01/29/25 14:35
Date Received: 01/29/25
Field Prep: Not Specified

Sample Depth:
Matrix: Water
Analytical Method: 1,8260D
Analytical Date: 02/05/25 06:50
Analyst: MCM

Parameter	Result	Qualifier	Units	RL	MDL	Dilution Factor
Volatile Organics by GC/MS - Westborough Lab						
Methylene chloride	ND		ug/l	2.5	0.70	1
1,1-Dichloroethane	0.85	J	ug/l	2.5	0.70	1
Chloroform	ND		ug/l	2.5	0.70	1
Carbon tetrachloride	ND		ug/l	0.50	0.13	1
1,2-Dichloropropane	ND		ug/l	1.0	0.14	1
Dibromochloromethane	ND		ug/l	0.50	0.15	1
1,1,2-Trichloroethane	ND		ug/l	1.5	0.50	1
Tetrachloroethene	7.8		ug/l	0.50	0.18	1
Chlorobenzene	ND		ug/l	2.5	0.70	1
Trichlorofluoromethane	ND		ug/l	2.5	0.70	1
1,2-Dichloroethane	ND		ug/l	0.50	0.13	1
1,1,1-Trichloroethane	0.79	J	ug/l	2.5	0.70	1
Bromodichloromethane	ND		ug/l	0.50	0.19	1
trans-1,3-Dichloropropene	ND		ug/l	0.50	0.16	1
cis-1,3-Dichloropropene	ND		ug/l	0.50	0.14	1
Bromoform	0.73	J	ug/l	2.0	0.65	1
1,1,2,2-Tetrachloroethane	ND		ug/l	0.50	0.17	1
Benzene	ND		ug/l	0.50	0.16	1
Toluene	ND		ug/l	2.5	0.70	1
Ethylbenzene	ND		ug/l	2.5	0.70	1
Chloromethane	ND		ug/l	2.5	0.70	1
Bromomethane	ND		ug/l	2.5	0.70	1
Vinyl chloride	ND		ug/l	1.0	0.07	1
Chloroethane	ND		ug/l	2.5	0.70	1
1,1-Dichloroethene	ND		ug/l	0.50	0.17	1
trans-1,2-Dichloroethene	ND		ug/l	2.5	0.70	1
Trichloroethene	1.3		ug/l	0.50	0.18	1
1,2-Dichlorobenzene	ND		ug/l	2.5	0.70	1

Project Name: 136 FULLER ROAD **Lab Number:** L2505020

Project Number: 2222575.05 **Report Date:** 02/05/25

SAMPLE RESULTS

Lab ID: L2505020-02 Date Collected: 01/29/25 14:35

Client ID: INFLUENT-JAN25 Date Received: 01/29/25

Sample Location: ALBANY, NY Field Prep: Not Specified

Sample Depth:

Parameter	Result	Qualifier	Units	RL	MDL	Dilution Factor
Volatile Organics by GC/MS - Westborough Lab						
1,3-Dichlorobenzene	ND		ug/l	2.5	0.70	1
1,4-Dichlorobenzene	ND		ug/l	2.5	0.70	1
Methyl tert butyl ether	ND		ug/l	2.5	0.17	1
p/m-Xylene	ND		ug/l	2.5	0.70	1
o-Xylene	ND		ug/l	2.5	0.70	1
cis-1,2-Dichloroethene	7.7		ug/l	2.5	0.70	1
Styrene	ND		ug/l	2.5	0.70	1
Dichlorodifluoromethane	ND		ug/l	5.0	1.0	1
Acetone	1.7	J	ug/l	5.0	1.5	1
Carbon disulfide	ND		ug/l	5.0	1.0	1
2-Butanone	ND		ug/l	5.0	1.9	1
4-Methyl-2-pentanone	ND		ug/l	5.0	1.0	1
2-Hexanone	ND		ug/l	5.0	1.0	1
Bromochloromethane	ND		ug/l	2.5	0.70	1
1,2-Dibromoethane	ND		ug/l	2.0	0.65	1
1,2-Dibromo-3-chloropropane	ND		ug/l	2.5	0.70	1
Isopropylbenzene	ND		ug/l	2.5	0.70	1
1,2,3-Trichlorobenzene	ND		ug/l	2.5	0.70	1
1,2,4-Trichlorobenzene	ND		ug/l	2.5	0.70	1
Methyl Acetate	ND		ug/l	2.0	0.23	1
Cyclohexane	ND		ug/l	10	0.27	1
1,4-Dioxane	140	J	ug/l	250	61.	1
Freon-113	ND		ug/l	2.5	0.70	1
Methyl cyclohexane	ND		ug/l	10	0.40	1

Surrogate	% Recovery	Qualifier	Acceptance Criteria
1,2-Dichloroethane-d4	102		70-130
Toluene-d8	97		70-130
4-Bromofluorobenzene	99		70-130
Dibromofluoromethane	102		70-130

Project Name: 136 FULLER ROAD
Project Number: 2222575.05
Lab Number: L2505020
Report Date: 02/05/25

Method Blank Analysis
Batch Quality Control

Analytical Method: 1,8260D
Analytical Date: 02/05/25 05:31
Analyst: MCM

Parameter	Result	Qualifier	Units	RL	MDL
Volatile Organics by GC/MS - Westborough Lab for sample(s): 01-02 Batch: WG2026965-5					
Methylene chloride	ND		ug/l	2.5	0.70
1,1-Dichloroethane	ND		ug/l	2.5	0.70
Chloroform	ND		ug/l	2.5	0.70
Carbon tetrachloride	ND		ug/l	0.50	0.13
1,2-Dichloropropane	ND		ug/l	1.0	0.14
Dibromochloromethane	ND		ug/l	0.50	0.15
1,1,2-Trichloroethane	ND		ug/l	1.5	0.50
Tetrachloroethene	ND		ug/l	0.50	0.18
Chlorobenzene	ND		ug/l	2.5	0.70
Trichlorofluoromethane	ND		ug/l	2.5	0.70
1,2-Dichloroethane	ND		ug/l	0.50	0.13
1,1,1-Trichloroethane	ND		ug/l	2.5	0.70
Bromodichloromethane	ND		ug/l	0.50	0.19
trans-1,3-Dichloropropene	ND		ug/l	0.50	0.16
cis-1,3-Dichloropropene	ND		ug/l	0.50	0.14
Bromoform	ND		ug/l	2.0	0.65
1,1,2,2-Tetrachloroethane	ND		ug/l	0.50	0.17
Benzene	ND		ug/l	0.50	0.16
Toluene	ND		ug/l	2.5	0.70
Ethylbenzene	ND		ug/l	2.5	0.70
Chloromethane	ND		ug/l	2.5	0.70
Bromomethane	ND		ug/l	2.5	0.70
Vinyl chloride	ND		ug/l	1.0	0.07
Chloroethane	ND		ug/l	2.5	0.70
1,1-Dichloroethene	ND		ug/l	0.50	0.17
trans-1,2-Dichloroethene	ND		ug/l	2.5	0.70
Trichloroethene	ND		ug/l	0.50	0.18
1,2-Dichlorobenzene	ND		ug/l	2.5	0.70
1,3-Dichlorobenzene	ND		ug/l	2.5	0.70

Project Name: 136 FULLER ROAD
Project Number: 2222575.05
Lab Number: L2505020
Report Date: 02/05/25

Method Blank Analysis
Batch Quality Control

Analytical Method: 1,8260D
Analytical Date: 02/05/25 05:31
Analyst: MCM

Parameter	Result	Qualifier	Units	RL	MDL
Volatile Organics by GC/MS - Westborough Lab for sample(s): 01-02 Batch: WG2026965-5					
1,4-Dichlorobenzene	ND		ug/l	2.5	0.70
Methyl tert butyl ether	ND		ug/l	2.5	0.17
p/m-Xylene	ND		ug/l	2.5	0.70
o-Xylene	ND		ug/l	2.5	0.70
cis-1,2-Dichloroethene	ND		ug/l	2.5	0.70
Styrene	ND		ug/l	2.5	0.70
Dichlorodifluoromethane	ND		ug/l	5.0	1.0
Acetone	ND		ug/l	5.0	1.5
Carbon disulfide	ND		ug/l	5.0	1.0
2-Butanone	ND		ug/l	5.0	1.9
4-Methyl-2-pentanone	ND		ug/l	5.0	1.0
2-Hexanone	ND		ug/l	5.0	1.0
Bromochloromethane	ND		ug/l	2.5	0.70
1,2-Dibromoethane	ND		ug/l	2.0	0.65
1,2-Dibromo-3-chloropropane	ND		ug/l	2.5	0.70
Isopropylbenzene	ND		ug/l	2.5	0.70
1,2,3-Trichlorobenzene	ND		ug/l	2.5	0.70
1,2,4-Trichlorobenzene	ND		ug/l	2.5	0.70
Methyl Acetate	ND		ug/l	2.0	0.23
Cyclohexane	ND		ug/l	10	0.27
1,4-Dioxane	ND		ug/l	250	61.
Freon-113	ND		ug/l	2.5	0.70
Methyl cyclohexane	ND		ug/l	10	0.40

Project Name: 136 FULLER ROAD
Project Number: 2222575.05
Lab Number: L2505020
Report Date: 02/05/25

Method Blank Analysis
Batch Quality Control

Analytical Method: 1,8260D
Analytical Date: 02/05/25 05:31
Analyst: MCM

Parameter	Result	Qualifier	Units	RL	MDL
Volatile Organics by GC/MS - Westborough Lab for sample(s): 01-02 Batch: WG2026965-5					

Surrogate	%Recovery	Qualifier	Acceptance Criteria
1,2-Dichloroethane-d4	102		70-130
Toluene-d8	98		70-130
4-Bromofluorobenzene	99		70-130
Dibromofluoromethane	100		70-130

Lab Control Sample Analysis
Batch Quality Control

Project Name: 136 FULLER ROAD
Project Number: 2222575.05

Lab Number: L2505020
Report Date: 02/05/25

Parameter	LCS %Recovery	Qual	LCSD %Recovery	Qual	%Recovery Limits	RPD	Qual	RPD Limits
Volatile Organics by GC/MS - Westborough Lab Associated sample(s): 01-02 Batch: WG2026965-3 WG2026965-4								
Methylene chloride	96		93		70-130	3		20
1,1-Dichloroethane	100		98		70-130	2		20
Chloroform	100		98		70-130	2		20
Carbon tetrachloride	100		100		63-132	0		20
1,2-Dichloropropane	100		96		70-130	4		20
Dibromochloromethane	94		87		63-130	8		20
1,1,2-Trichloroethane	96		91		70-130	5		20
Tetrachloroethene	100		98		70-130	2		20
Chlorobenzene	98		94		75-130	4		20
Trichlorofluoromethane	100		99		62-150	1		20
1,2-Dichloroethane	99		95		70-130	4		20
1,1,1-Trichloroethane	100		100		67-130	0		20
Bromodichloromethane	95		93		67-130	2		20
trans-1,3-Dichloropropene	100		97		70-130	3		20
cis-1,3-Dichloropropene	99		96		70-130	3		20
Bromoform	89		85		54-136	5		20
1,1,2,2-Tetrachloroethane	91		87		67-130	4		20
Benzene	100		98		70-130	2		20
Toluene	100		95		70-130	5		20
Ethylbenzene	100		100		70-130	0		20
Chloromethane	100		96		64-130	4		20
Bromomethane	77		83		39-139	8		20
Vinyl chloride	99		98		55-140	1		20

Lab Control Sample Analysis
Batch Quality Control

Project Name: 136 FULLER ROAD
Project Number: 2222575.05

Lab Number: L2505020
Report Date: 02/05/25

Parameter	LCS %Recovery	Qual	LCSD %Recovery	Qual	%Recovery Limits	RPD	Qual	RPD Limits
Volatile Organics by GC/MS - Westborough Lab Associated sample(s): 01-02 Batch: WG2026965-3 WG2026965-4								
Chloroethane	100		100		55-138	0		20
1,1-Dichloroethene	100		98		61-145	2		20
trans-1,2-Dichloroethene	100		97		70-130	3		20
Trichloroethene	100		97		70-130	3		20
1,2-Dichlorobenzene	96		93		70-130	3		20
1,3-Dichlorobenzene	98		94		70-130	4		20
1,4-Dichlorobenzene	96		94		70-130	2		20
Methyl tert butyl ether	98		93		63-130	5		20
p/m-Xylene	110		100		70-130	10		20
o-Xylene	105		100		70-130	5		20
cis-1,2-Dichloroethene	100		96		70-130	4		20
Styrene	105		100		70-130	5		20
Dichlorodifluoromethane	89		88		36-147	1		20
Acetone	100		97		58-148	3		20
Carbon disulfide	100		99		51-130	1		20
2-Butanone	98		91		63-138	7		20
4-Methyl-2-pentanone	90		85		59-130	6		20
2-Hexanone	88		84		57-130	5		20
Bromochloromethane	100		98		70-130	2		20
1,2-Dibromoethane	95		92		70-130	3		20
1,2-Dibromo-3-chloropropane	86		82		41-144	5		20
Isopropylbenzene	100		98		70-130	2		20
1,2,3-Trichlorobenzene	100		99		70-130	1		20

Lab Control Sample Analysis
Batch Quality Control

Project Name: 136 FULLER ROAD
Project Number: 2222575.05

Lab Number: L2505020
Report Date: 02/05/25

Parameter	LCS %Recovery	Qual	LCSD %Recovery	Qual	%Recovery Limits	RPD	Qual	RPD Limits
Volatile Organics by GC/MS - Westborough Lab Associated sample(s): 01-02 Batch: WG2026965-3 WG2026965-4								
1,2,4-Trichlorobenzene	100		97		70-130	3		20
Methyl Acetate	100		93		70-130	7		20
Cyclohexane	100		100		70-130	0		20
1,4-Dioxane	148		122		56-162	19		20
Freon-113	100		98		70-130	2		20
Methyl cyclohexane	100		100		70-130	0		20

Surrogate	LCS %Recovery	Qual	LCSD %Recovery	Qual	Acceptance Criteria
1,2-Dichloroethane-d4	99		99		70-130
Toluene-d8	99		98		70-130
4-Bromofluorobenzene	97		98		70-130
Dibromofluoromethane	99		99		70-130

Project Name: 136 FULLER ROAD
Project Number: 2222575.05

Lab Number: L2505020
Report Date: 02/05/25

Sample Receipt and Container Information

Were project specific reporting limits specified? YES

Cooler Information

Cooler	Custody Seal
A	Absent

Container Information

Container ID	Container Type	Cooler	Initial pH	Final pH	Temp deg C	Pres	Seal	Frozen Date/Time	Analysis(*)
L2505020-01A	Vial HCl preserved	A	NA		2.2	Y	Absent		NYTCL-8260-R2(14)
L2505020-01B	Vial HCl preserved	A	NA		2.2	Y	Absent		NYTCL-8260-R2(14)
L2505020-01C	Vial HCl preserved	A	NA		2.2	Y	Absent		NYTCL-8260-R2(14)
L2505020-02A	Vial HCl preserved	A	NA		2.2	Y	Absent		NYTCL-8260-R2(14)
L2505020-02B	Vial HCl preserved	A	NA		2.2	Y	Absent		NYTCL-8260-R2(14)
L2505020-02C	Vial HCl preserved	A	NA		2.2	Y	Absent		NYTCL-8260-R2(14)

*Values in parentheses indicate holding time in days

Project Name:	136 FULLER ROAD	**Lab Number:**	L2505020
Project Number:	2222575.05	**Report Date:**	02/05/25

GLOSSARY

Acronyms

DL	- Detection Limit: This value represents the level to which target analyte concentrations are reported as estimated values, when those target analyte concentrations are quantified below the limit of quantitation (LOQ). The DL includes any adjustments from dilutions, concentrations or moisture content, where applicable. (DoD report formats only.)
EDL	- Estimated Detection Limit: This value represents the level to which target analyte concentrations are reported as estimated values, when those target analyte concentrations are quantified below the reporting limit (RL). The EDL includes any adjustments from dilutions, concentrations or moisture content, where applicable. The use of EDLs is specific to the analysis of PAHs using Solid-Phase Microextraction (SPME).
EMPC	- Estimated Maximum Possible Concentration: The concentration that results from the signal present at the retention time of an analyte when the ions meet all of the identification criteria except the ion abundance ratio criteria. An EMPC is a worst-case estimate of the concentration.
EPA	- Environmental Protection Agency.
LCS	- Laboratory Control Sample: A sample matrix, free from the analytes of interest, spiked with verified known amounts of analytes or a material containing known and verified amounts of analytes.
LCSD	- Laboratory Control Sample Duplicate: Refer to LCS.
LFB	- Laboratory Fortified Blank: A sample matrix, free from the analytes of interest, spiked with verified known amounts of analytes or a material containing known and verified amounts of analytes.
LOD	- Limit of Detection: This value represents the level to which a target analyte can reliably be detected for a specific analyte in a specific matrix by a specific method. The LOD includes any adjustments from dilutions, concentrations or moisture content, where applicable. (DoD report formats only.)
LOQ	- Limit of Quantitation: The value at which an instrument can accurately measure an analyte at a specific concentration. The LOQ includes any adjustments from dilutions, concentrations or moisture content, where applicable. (DoD report formats only.) Limit of Quantitation: The value at which an instrument can accurately measure an analyte at a specific concentration. The LOQ includes any adjustments from dilutions, concentrations or moisture content, where applicable. (DoD report formats only.)
MDL	- Method Detection Limit: This value represents the level to which target analyte concentrations are reported as estimated values, when those target analyte concentrations are quantified below the reporting limit (RL). The MDL includes any adjustments from dilutions, concentrations or moisture content, where applicable.
MS	- Matrix Spike Sample: A sample prepared by adding a known mass of target analyte to a specified amount of matrix sample for which an independent estimate of target analyte concentration is available. For Method 332.0, the spike recovery is calculated using the native concentration, including estimated values.
MSD	- Matrix Spike Sample Duplicate: Refer to MS.
NA	- Not Applicable.
NC	- Not Calculated: Term is utilized when one or more of the results utilized in the calculation are non-detect at the parameter's reporting unit.
NDPA/DPA	- N-Nitrosodiphenylamine/Diphenylamine.
NI	- Not Ignitable.
NP	- Non-Plastic: Term is utilized for the analysis of Atterberg Limits in soil.
NR	- No Results: Term is utilized when 'No Target Compounds Requested' is reported for the analysis of Volatile or Semivolatile Organic TIC only requests.
RL	- Reporting Limit: The value at which an instrument can accurately measure an analyte at a specific concentration. The RL includes any adjustments from dilutions, concentrations or moisture content, where applicable.
RPD	- Relative Percent Difference: The results from matrix and/or matrix spike duplicates are primarily designed to assess the precision of analytical results in a given matrix and are expressed as relative percent difference (RPD). Values which are less than five times the reporting limit for any individual parameter are evaluated by utilizing the absolute difference between the values; although the RPD value will be provided in the report.
SRM	- Standard Reference Material: A reference sample of a known or certified value that is of the same or similar matrix as the associated field samples.
STLP	- Semi-dynamic Tank Leaching Procedure per EPA Method 1315.
TEF	- Toxic Equivalency Factors: The values assigned to each dioxin and furan to evaluate their toxicity relative to 2,3,7,8-TCDD.
TEQ	- Toxic Equivalent: The measure of a sample's toxicity derived by multiplying each dioxin and furan by its corresponding TEF and then summing the resulting values.
TIC	- Tentatively Identified Compound: A compound that has been identified to be present and is not part of the target compound list (TCL) for the method and/or program. All TICs are qualitatively identified and reported as estimated concentrations.

Report Format: DU Report with 'J' Qualifiers

Project Name:	136 FULLER ROAD	**Lab Number:**	L2505020
Project Number:	2222575.05	**Report Date:**	02/05/25

Footnotes

1 - The reference for this analyte should be considered modified since this analyte is absent from the target analyte list of the original method.

Terms

Analytical Method: Both the document from which the method originates and the analytical reference method. (Example: EPA 8260B is shown as 1,8260B.) The codes for the reference method documents are provided in the References section of the Addendum.

Chlordane: The target compound Chlordane (CAS No. 57-74-9) is reported for GC ECD analyses. Per EPA,this compound "refers to a mixture of chlordane isomers, other chlorinated hydrocarbons and numerous other components." (Reference: USEPA Toxicological Review of Chlordane, In Support of Summary Information on the Integrated Risk Information System (IRIS), December 1997.)

Difference: With respect to Total Oxidizable Precursor (TOP) Assay analysis, the difference is defined as the Post-Treatment value minus the Pre-Treatment value.

Final pH: As it pertains to Sample Receipt & Container Information section of the report, Final pH reflects pH of container determined after adjustment at the laboratory, if applicable. If no adjustment required, value reflects Initial pH.

Frozen Date/Time: With respect to Volatile Organics in soil, Frozen Date/Time reflects the date/time at which associated Reagent Water-preserved vials were initially frozen. Note: If frozen date/time is beyond 48 hours from sample collection, value will be reflected in 'bold'.

Gasoline Range Organics (GRO): Gasoline Range Organics (GRO) results include all chromatographic peaks eluting from Methyl tert butyl ether through Naphthalene, with the exception of GRO analysis in support of State of Ohio programs, which includes all chromatographic peaks eluting from Hexane through Dodecane.

Initial pH: As it pertains to Sample Receipt & Container Information section of the report, Initial pH reflects pH of container determined upon receipt, if applicable.

PAH Total: With respect to Alkylated PAH analyses, the 'PAHs, Total' result is defined as the summation of results for all or a subset of the following compounds: Naphthalene, C1-C4 Naphthalenes, 2-Methylnaphthalene, 1-Methylnaphthalene, Biphenyl, Acenaphthylene, Acenaphthene, Fluorene, C1-C3 Fluorenes, Phenanthrene, C1-C4 Phenanthrenes/Anthracenes, Anthracene, Fluoranthene, Pyrene, C1-C4 Fluoranthenes/Pyrenes, Benz(a)anthracene, Chrysene, C1-C4 Chrysenes, Benzo(b)fluoranthene, Benzo(j)+(k)fluoranthene, Benzo(e)pyrene, Benzo(a)pyrene, Perylene, Indeno(1,2,3-cd)pyrene, Dibenz(ah)+(ac)anthracene, Benzo(g,h,i)perylene. If a 'Total' result is requested, the results of its individual components will also be reported.

PFAS Total: With respect to PFAS analyses, the 'PFAS, Total (5)' result is defined as the summation of results for: PFHpA, PFHxS, PFOA, PFNA and PFOS. In addition, the 'PFAS, Total (6)' result is defined as the summation of results for: PFHpA, PFHxS, PFOA, PFNA, PFDA and PFOS. For MassDEP DW compliance analysis only, the 'PFAS, Total (6)' result is defined as the summation of results at or above the RL. Note: If a 'Total' result is requested, the results of its individual components will also be reported.

Total: With respect to Organic analyses, a 'Total' result is defined as the summation of results for individual isomers or Aroclors. If a 'Total' result is requested, the results of its individual components will also be reported. This is applicable to 'Total' results for methods 8260, 8081 and 8082.

Data Qualifiers

A - Spectra identified as "Aldol Condensates" are byproducts of the extraction/concentration procedures when acetone is introduced in the process.

B - The analyte was detected above the reporting limit in the associated method blank. Flag only applies to associated field samples that have detectable concentrations of the analyte at less than ten times (10x) the concentration found in the blank. For MCP-related projects, flag only applies to associated field samples that have detectable concentrations of the analyte at less than ten times (10x) the concentration found in the blank. For DOD-related projects, flag only applies to associated field samples that have detectable concentrations of the analyte at less than ten times (10x) the concentration found in the blank AND the analyte was detected above one-half the reporting limit (or above the reporting limit for common lab contaminants) in the associated method blank. For NJ-Air-related projects, flag only applies to associated field samples that have detectable concentrations of the analyte above the reporting limit. For NJ-related projects (excluding Air), flag only applies to associated field samples that have detectable concentrations of the analyte, which was detected above the reporting limit in the associated method blank or above five times the reporting limit for common lab contaminants (Phthalates, Acetone, Methylene Chloride, 2-Butanone).

C - Co-elution: The target analyte co-elutes with a known lab standard (i.e. surrogate, internal standards, etc.) for co-extracted analyses.

D - Concentration of analyte was quantified from diluted analysis. Flag only applies to field samples that have detectable concentrations of the analyte.

E - Concentration of analyte exceeds the range of the calibration curve and/or linear range of the instrument.

F - The ratio of quantifier ion response to qualifier ion response falls outside of the laboratory criteria. Results are considered to be an estimated maximum concentration.

G - The concentration may be biased high due to matrix interferences (i.e, co-elution) with non-target compound(s). The result should be considered estimated.

H - The analysis of pH was performed beyond the regulatory-required holding time of 15 minutes from the time of sample collection.

I - The lower value for the two columns has been reported due to obvious interference.

J - Estimated value. The Target analyte concentration is below the quantitation limit (RL), but above the Method Detection Limit (MDL) or Estimated Detection Limit (EDL) for SPME-related analyses. This represents an estimated concentration for Tentatively

Report Format: DU Report with 'J' Qualifiers

Project Name:	136 FULLER ROAD	**Lab Number:**	L2505020
Project Number:	2222575.05	**Report Date:**	02/05/25

Data Qualifiers

Identified Compounds (TICs). For calculated parameters, this represents that one or more values used in the calculation were estimated.

M - Reporting Limit (RL) exceeds the MCP CAM Reporting Limit for this analyte.

ND - Not detected at the method detection limit (MDL) for the sample, or estimated detection limit (EDL) for SPME-related analyses.

NJ - Presumptive evidence of compound. This represents an estimated concentration for Tentatively Identified Compounds (TICs), where the identification is based on a mass spectral library search.

P - The RPD between the results for the two columns exceeds the method-specified criteria.

Q - The quality control sample exceeds the associated acceptance criteria. For DOD-related projects, LCS and/or Continuing Calibration Standard exceedences are also qualified on all associated sample results. Note: This flag is not applicable for matrix spike recoveries when the sample concentration is greater than 4x the spike added or for batch duplicate RPD when the sample concentrations are less than 5x the RL. (Metals only.)

R - Analytical results are from sample re-analysis.

RE - Analytical results are from sample re-extraction.

S - Analytical results are from modified screening analysis.

V - The surrogate associated with this target analyte has a recovery outside the QC acceptance limits. (Applicable to MassDEP DW Compliance samples only.)

Z - The batch matrix spike and/or duplicate associated with this target analyte has a recovery/RPD outside the QC acceptance limits. (Applicable to MassDEP DW Compliance samples only.)

Report Format: DU Report with 'J' Qualifiers

Project Name: 136 FULLER ROAD
Project Number: 2222575.05
Lab Number: L2505020
Report Date: 02/05/25

REFERENCES

1 Test Methods for Evaluating Solid Waste: Physical/Chemical Methods. EPA SW-846. Third Edition. Updates I - VI, 2018.

LIMITATION OF LIABILITIES

Pace Analytical Services performs services with reasonable care and diligence normal to the analytical testing laboratory industry. In the event of an error, the sole and exclusive responsibility of Pace Analytical Services shall be to re-perform the work at it's own expense. In no event shall Pace Analytical Services be held liable for any incidental, consequential or special damages, including but not limited to, damages in any way connected with the use of, interpretation of, information or analysis provided by Pace Analytical Services.

We strongly urge our clients to comply with EPA protocol regarding sample volume, preservation, cooling, containers, sampling procedures, holding time and splitting of samples in the field.

Certification Information

The following analytes are not included in our Primary NELAP Scope of Accreditation:

Westborough Facility – 8 Walkup Dr. Westborough, MA 01581
EPA 624.1: m/p-xylene, o-xylene, Naphthalene
EPA 625.1: alpha-Terpineol
EPA 8260D: NPW: 1,2,4,5-Tetramethylbenzene; 4-Ethyltoluene; SCM: Iodomethane (methyl iodide), 1,2,4,5-Tetramethylbenzene; 4-Ethyltoluene.
EPA 8270E: NPW: Dimethylnaphthalene,1,4-Diphenylhydrazine, alpha-Terpineol, Azobenzene; SCM: Dimethylnaphthalene,1,4-Diphenylhydrazine.
SM4500: NPW: Amenable Cyanide; SCM: Total Phosphorus, TKN, NO2, NO3.

Mansfield Facility – 320 Forbes Blvd. Mansfield, MA 02048
SM 2540D: TSS.
EPA TO-15: Halothane, 2,4,4-Trimethyl-2-pentene, 2,4,4-Trimethyl-1-pentene, Thiophene, 2-Methylthiophene, 3-Methylthiophene, 2-Ethylthiophene, 1,2,3-Trimethylbenzene, Indan, Indene, 1,2,4,5-Tetramethylbenzene, Benzothiophene, 1-Methylnaphthalene.
MADEP-APH.
Nonpotable Water: EPA RSK-175 Dissolved Gases
Biological Tissue Matrix: EPA 3050B

Mansfield Facility – 120 Forbes Blvd. Mansfield, MA 02048
EPA TO-15: Halothane, 2,4,4-Trimethyl-2-pentene, 2,4,4-Trimethyl-1-pentene, Thiophene, 2-Methylthiophene, 3-Methylthiophene, 2-Ethylthiophene, 1,2,3-Trimethylbenzene, Indan, Indene, 1,2,4,5-Tetramethylbenzene, Benzothiophene, 1-Methylnaphthalene.
Nonpotable Water: EPA RSK-175 Dissolved Gases

The following test method is not included in our New Jersey Secondary NELAP Scope of Accreditation:

Mansfield Facility – 320 Forbes Blvd. Mansfield, MA 02048
Determination of Selected Perfluorinated Alkyl Substances by Solid Phase Extraction and Liquid Chromatography/Tandem Mass Spectrometry Isotope Dilution (via Alpha SOP 23528)

The following analytes are included in our Massachusetts DEP Scope of Accreditation

Westborough Facility – 8 Walkup Dr. Westborough, MA 01581

Drinking Water
EPA 300.0: Chloride, Nitrate-N, Fluoride, Sulfate; **EPA 353.2**: Nitrate-N, Nitrite-N; **SM4500NO3-F**: Nitrate-N, Nitrite-N; **SM4500F-C, SM4500CN-CE, EPA 180.1, SM2130B, SM4500Cl-D, SM2320B, SM2540C, SM4500H-B, SM4500NO2-B**
EPA 524.2: THMs and VOCs; **EPA 504.1:** EDB, DBCP.
Microbiology: **SM9215B; SM9223-P/A, SM9223B-Colilert-QT,SM9222D**.

Non-Potable Water
SM4500H,B, EPA 120.1, SM2510B, SM2540C, SM2320B, SM4500CL-E, SM4500F-BC, SM4500NH3-BH: Ammonia-N and Kjeldahl-N, **EPA 350.1**: Ammonia-N, **LACHAT 10-107-06-1-B**: Ammonia-N, **EPA 351.1, SM4500NO3-F, EPA 353.2**: Nitrate-N**, SM4500P-E, SM4500P-B, E, SM4500SO4-E, SM5220D, EPA 410.4, SM5210B, SM5310C, SM4500CL-D, EPA 1664, EPA 420.1, SM4500-CN-CE, SM2540D, EPA 300: Chloride, Sulfate, Nitrate.**
EPA 624.1: Volatile Halocarbons & Aromatics,
EPA 608.3: Chlordane, Toxaphene, Aldrin, alpha-BHC, beta-BHC, gamma-BHC, delta-BHC, Dieldrin, DDD, DDE, DDT, Endosulfan I, Endosulfan II, Endosulfan sulfate, Endrin, Endrin Aldehyde, Heptachlor, Heptachlor Epoxide, PCBs
EPA 625.1: SVOC (Acid/Base/Neutral Extractables).
Microbiology: **SM9223B-Colilert-QT; Enterolert-QT, EPA 1600, EPA 1603, SM9222D.**

Mansfield Facility – 320 Forbes Blvd. Mansfield, MA 02048

Drinking Water
EPA 200.7: Al, Ba, Cd, Cr, Cu, Fe, Mn, Ni, Na, Ag, Ca, Zn. **EPA 200.8:** Al, Sb, As, Ba, Be, Cd, Cr, Cu, Pb, Mn, Ni, Se, Ag, TL, Zn. **EPA 245.1** Hg.
EPA 522, EPA 537.1.

Non-Potable Water
EPA 200.7: Al, Sb, As, Be, Cd, Ca, Cr, Co, Cu, Fe, Pb, Mg, Mn, Mo, Ni, K, Se, Ag, Na, Sr, TL, Ti, V, Zn.
EPA 200.8: Al, Sb**,** As, Be, Cd, Cr, Cu, Fe, Pb, Mn, Ni, K, Se, Ag, Na, TL, Zn.
EPA 245.1 Hg.
SM2340B

Certification IDs:

Westborough Facility – 8 Walkup Dr. Westborough, MA 01581
CT PH-0826, IL 200077, IN C-MA-03, KY JY98045, ME MA00086, MD 348, MA M-MA086, NH 2064, NJ MA935, NY 11148, NC (DW) 25700, NC (NPW/SCM) 666, OR MA-1316, PA 68-03671, RI LAO00065, TX T104704476, VT VT-0935, VA 460195

Mansfield Facility – 320 Forbes Blvd. Mansfield, MA 02048
CT PH-0825, ANAB/DoD L2474, IL 200081, IN C-MA-04, KY KY98046, LA 3090, ME MA00030, MI 9110, MN 025-999-495, NH 2062, NJ MA015, NY 11627, NC (NPW/SCM) 685, OR MA-0262, PA 68-02089, RI LAO00299, TX T-104704419, VT VT-0015, VA 460194, WA C954

Mansfield Facility – 120 Forbes Blvd. Mansfield, MA 02048
ANAB/DoD L2474, ME MA01156, MN 025-999-498, NH 2249, NJ MA025, NY 12191, OR 4203, TX T104704583, VA 460311, WA C1104.

For a complete listing of analytes and methods, please contact your Project Manager.

NEW YORK CHAIN OF CUSTODY

ALPHA

Westborough, MA 01581 — 8 Walkup Dr. — TEL: 508-898-9220 — FAX: 508-898-9193

Mansfield, MA 02048 — 320 Forbes Blvd — TEL: 508-822-9300 — FAX: 508-822-3288

Service Centers
Mahwah, NJ 07430: 35 Whitney Rd, Suite 5
Albany, NY 12205: 14 Walker Way
Tonawanda, NY 14150: 275 Cooper Ave, Suite 105

Page 1 of 1

Date Rec'd in Lab: 1/30/25

ALPHA Job # L2505200

Project Information
Project Name: 136 Fuller Road
Project Location: Albany, NY
Project #: 2320575.05
(Use Project name as Project #) ☐
Project Manager: Brandon Fields
ALPHAQuote #:

Turn Around Time
Standard ☒ — Due Date:
Rush (only if pre approved) ☐ — # of Days:

Deliverables
☐ ASP-A ☐ ASP-B
☐ EQuIS (1 File) ☐ EQuIS (4 File)
☐ Other

Billing Information
☒ Same as Client info
PO #: 2320575.05

Regulatory Requirement
☒ NY TOGS ☐ NY Part 375
☐ AWQ Standards ☐ NY CP-51
☐ NY Restricted Use ☐ Other
☐ NY Unrestricted Use
☐ NYC Sewer Discharge

Disposal Site Information
Please identify below location of applicable disposal facilities.
Disposal Facility:
☐ NJ ☐ NY
☐ Other

Client Information
Client: LaBella Associates
Address: 4 British American Blvd, Latham, NY, 12110
Phone: 724-626-6367
Fax:
Email: bfields@labellapc.com

These samples have been previously analyzed by Alpha ☐

Other project specific requirements/comments:

Please specify Metals or TAL

ANALYSIS
8260 VOCs

Sample Filtration
☐ Done
☐ Lab to do
Preservation
☐ Lab to do
(Please Specify below)

(Lab Use Only)	Sample ID	Collection Date	Collection Time	Sample Matrix	Sampler's Initials	8260 VOCs	Sample Specific Comments	
01	Effluent-JAN25	1/29/25	14:45	GW	BF	X		3
02	Influent-JAN25	1/29/25	14:35	GW	BF	X		3

Preservative Codes: A = None; B = HCl; C = HNO_3; D = H_2SO_4; E = NaOH; F = MeOH; G = $NaHSO_4$; H = $Na_2S_2O_3$; I/E = Zn Ac/NaOH; O = Other

Container Codes: P = Plastic; A = Amber Glass; V = Vial; G = Glass; B = Bacteria Cup; C = Cube; O = Other; E = Encore; D = BOD Bottle

Westboro: Certification No: MA935
Mansfield: Certification No: MA015

Container Type: ✓
Preservative: B

Relinquished By:	Date/Time	Received By:	Date/Time
Brandon Fields / LaBella	1/29/25 @ 15:50	[illegible]	1/29/25 1550
FedEx	1/29/25 1600		
	0100		1/30 0100

Please print clearly, legibly and completely. Samples can not be logged in and turnaround time clock will not start until any ambiguities are resolved. BY EXECUTING THIS COC, THE CLIENT HAS READ AND AGREES TO BE BOUND BY ALPHA'S TERMS & CONDITIONS. (See reverse side.)

Form No: 01-25 HC (rev. 30-Sept-2013)

ANALYTICAL REPORT

Lab Number:	L2510159
Client:	LaBella Associates, P.C. 4 British American Boulevard Latham, NY 12110
ATTN:	Branson Fields
Phone:	(518) 266-7355
Project Name:	136 FULLER ROAD
Project Number:	2222575.05
Report Date:	03/03/25

The original project report/data package is held by Pace Analytical Services. This report/data package is paginated and should be reproduced only in its entirety. Pace Analytical Services holds no responsibility for results and/or data that are not consistent with the original.

Certifications & Approvals: MA (M-MA086), NH NELAP (2064), CT (PH-0826), IL (200077), IN (C-MA-03), KY (KY98045), ME (MA00086), MD (348), NJ (MA935), NY (11148), NC (25700/666), OR (MA-1316), PA (68-03671), RI (LAO00065), TX (T104704476), VT (VT-0935), VA (460195), USDA (Permit #525-23-122-91930A1).

Project Name: 136 FULLER ROAD
Project Number: 2222575.05

Lab Number: L2510159
Report Date: 03/03/25

Lab Sample ID	Client ID	Matrix	Sample Location	Collection Date/Time	Receive Date
L2510159-01	INFLUENT_FEB25	WATER	ALBANY, NY	02/25/25 10:00	02/25/25
L2510159-02	EFFLUENT_FEB25	WATER	ALBANY, NY	02/25/25 10:05	02/25/25

Project Name:	136 FULLER ROAD	**Lab Number:**	L2510159
Project Number:	2222575.05	**Report Date:**	03/03/25

Case Narrative

The samples were received in accordance with the Chain of Custody and no significant deviations were encountered during the preparation or analysis unless otherwise noted. Sample Receipt, Container Information, and the Chain of Custody are located at the back of the report.

Results contained within this report relate only to the samples submitted under this Pace Lab Number and meet NELAP requirements for all NELAP accredited parameters unless otherwise noted in the following narrative. The data presented in this report is organized by parameter (i.e. VOC, SVOC, etc.). Sample specific Quality Control data (i.e. Surrogate Spike Recovery) is reported at the end of the target analyte list for each individual sample, followed by the Laboratory Batch Quality Control at the end of each parameter. Tentatively Identified Compounds (TICs), if requested, are reported for compounds identified to be present and are not part of the method/program Target Compound List, even if only a subset of the TCL are being reported. If a sample was re-analyzed or re-extracted due to a required quality control corrective action and if both sets of data are reported, the Laboratory ID of the re-analysis or re-extraction is designated with an "R" or "RE", respectively.

When multiple Batch Quality Control elements are reported (e.g. more than one LCS), the associated samples for each element are noted in the grey shaded header line of each data table. Any Laboratory Batch, Sample Specific % recovery or RPD value that is outside the listed Acceptance Criteria is bolded in the report. In reference to questions H (CAM) or 4 (RCP) when "NO" is checked, the performance criteria for CAM and RCP methods allow for some quality control failures to occur and still be within method compliance. In these instances, the specific failure is not narrated but noted in the associated QC Outlier Summary Report, located directly after the Case Narrative. QC information is also incorporated in the Data Usability Assessment table (Format 11) of our Data Merger tool, where it can be reviewed in conjunction with the sample result, associated regulatory criteria and any associated data usability implications.

Soil/sediments and solids are reported on a dry weight basis unless otherwise noted. Tissues are reported "as received" or on a wet weight basis, unless otherwise noted. Definitions of all data qualifiers and acronyms used in this report are provided in the Glossary located at the back of the report.

HOLD POLICY - For samples submitted on hold, Pace's policy is to hold samples (with the exception of Air canisters) free of charge for 21 calendar days from the date the project is completed. After 21 calendar days, we will dispose of all samples submitted including those put on hold unless you have contacted your Pace Project Manager and made arrangements for Pace to continue to hold the samples. Air canisters will be disposed after 3 business days from the date the project is completed.

Please contact Project Management at 800-624-9220 with any questions.

Project Name:	136 FULLER ROAD	**Lab Number:**	L2510159
Project Number:	2222575.05	**Report Date:**	03/03/25

Case Narrative (continued)

Report Submission

All non-detect (ND) or estimated concentrations (J-qualified) have been quantitated to the limit noted in the MDL column.

I, the undersigned, attest under the pains and penalties of perjury that, to the best of my knowledge and belief and based upon my personal inquiry of those responsible for providing the information contained in this analytical report, such information is accurate and complete. This certificate of analysis is not complete unless this page accompanies any and all pages of this report.

Authorized Signature: Tiffani Morrissey - Tiffani Morrissey

Title: Technical Director/Representative Date: 03/03/25

ORGANICS

VOLATILES

Project Name: 136 FULLER ROAD
Project Number: 2222575.05
Lab Number: L2510159
Report Date: 03/03/25

SAMPLE RESULTS

Lab ID: L2510159-01
Client ID: INFLUENT_FEB25
Sample Location: ALBANY, NY
Date Collected: 02/25/25 10:00
Date Received: 02/25/25
Field Prep: Not Specified

Sample Depth:
Matrix: Water
Analytical Method: 1,8260D
Analytical Date: 02/27/25 10:00
Analyst: MJV

Parameter	Result	Qualifier	Units	RL	MDL	Dilution Factor
Volatile Organics by GC/MS - Westborough Lab						
Methylene chloride	ND		ug/l	2.5	0.70	1
1,1-Dichloroethane	0.72	J	ug/l	2.5	0.70	1
Chloroform	ND		ug/l	2.5	0.70	1
Carbon tetrachloride	ND		ug/l	0.50	0.13	1
1,2-Dichloropropane	ND		ug/l	1.0	0.14	1
Dibromochloromethane	ND		ug/l	0.50	0.15	1
1,1,2-Trichloroethane	ND		ug/l	1.5	0.50	1
Tetrachloroethene	7.1		ug/l	0.50	0.18	1
Chlorobenzene	ND		ug/l	2.5	0.70	1
Trichlorofluoromethane	ND		ug/l	2.5	0.70	1
1,2-Dichloroethane	ND		ug/l	0.50	0.13	1
1,1,1-Trichloroethane	ND		ug/l	2.5	0.70	1
Bromodichloromethane	ND		ug/l	0.50	0.19	1
trans-1,3-Dichloropropene	ND		ug/l	0.50	0.16	1
cis-1,3-Dichloropropene	ND		ug/l	0.50	0.14	1
Bromoform	ND		ug/l	2.0	0.65	1
1,1,2,2-Tetrachloroethane	ND		ug/l	0.50	0.17	1
Benzene	ND		ug/l	0.50	0.16	1
Toluene	ND		ug/l	2.5	0.70	1
Ethylbenzene	ND		ug/l	2.5	0.70	1
Chloromethane	ND		ug/l	2.5	0.70	1
Bromomethane	ND		ug/l	2.5	0.70	1
Vinyl chloride	ND		ug/l	1.0	0.07	1
Chloroethane	ND		ug/l	2.5	0.70	1
1,1-Dichloroethene	ND		ug/l	0.50	0.17	1
trans-1,2-Dichloroethene	ND		ug/l	2.5	0.70	1
Trichloroethene	1.1		ug/l	0.50	0.18	1
1,2-Dichlorobenzene	ND		ug/l	2.5	0.70	1

Project Name: 136 FULLER ROAD
Project Number: 2222575.05
Lab Number: L2510159
Report Date: 03/03/25

SAMPLE RESULTS

Lab ID: L2510159-01
Client ID: INFLUENT_FEB25
Sample Location: ALBANY, NY
Date Collected: 02/25/25 10:00
Date Received: 02/25/25
Field Prep: Not Specified

Sample Depth:

Parameter	Result	Qualifier	Units	RL	MDL	Dilution Factor
Volatile Organics by GC/MS - Westborough Lab						
1,3-Dichlorobenzene	ND		ug/l	2.5	0.70	1
1,4-Dichlorobenzene	ND		ug/l	2.5	0.70	1
Methyl tert butyl ether	ND		ug/l	2.5	0.17	1
p/m-Xylene	ND		ug/l	2.5	0.70	1
o-Xylene	ND		ug/l	2.5	0.70	1
cis-1,2-Dichloroethene	7.2		ug/l	2.5	0.70	1
Styrene	ND		ug/l	2.5	0.70	1
Dichlorodifluoromethane	ND		ug/l	5.0	1.0	1
Acetone	1.8	J	ug/l	5.0	1.5	1
Carbon disulfide	ND		ug/l	5.0	1.0	1
2-Butanone	ND		ug/l	5.0	1.9	1
4-Methyl-2-pentanone	ND		ug/l	5.0	1.0	1
2-Hexanone	ND		ug/l	5.0	1.0	1
Bromochloromethane	ND		ug/l	2.5	0.70	1
1,2-Dibromoethane	ND		ug/l	2.0	0.65	1
1,2-Dibromo-3-chloropropane	ND		ug/l	2.5	0.70	1
Isopropylbenzene	ND		ug/l	2.5	0.70	1
1,2,3-Trichlorobenzene	ND		ug/l	2.5	0.70	1
1,2,4-Trichlorobenzene	ND		ug/l	2.5	0.70	1
Methyl Acetate	ND		ug/l	2.0	0.23	1
Cyclohexane	ND		ug/l	10	0.27	1
1,4-Dioxane	97	J	ug/l	250	61.	1
Freon-113	ND		ug/l	2.5	0.70	1
Methyl cyclohexane	ND		ug/l	10	0.40	1

Surrogate	% Recovery	Qualifier	Acceptance Criteria
1,2-Dichloroethane-d4	101		70-130
Toluene-d8	102		70-130
4-Bromofluorobenzene	101		70-130
Dibromofluoromethane	107		70-130

Project Name: 136 FULLER ROAD
Project Number: 2222575.05
Lab Number: L2510159
Report Date: 03/03/25

SAMPLE RESULTS

Lab ID: L2510159-02
Client ID: EFFLUENT_FEB25
Sample Location: ALBANY, NY
Date Collected: 02/25/25 10:05
Date Received: 02/25/25
Field Prep: Not Specified

Sample Depth:
Matrix: Water
Analytical Method: 1,8260D
Analytical Date: 02/27/25 10:25
Analyst: MJV

Parameter	Result	Qualifier	Units	RL	MDL	Dilution Factor
Volatile Organics by GC/MS - Westborough Lab						
Methylene chloride	ND		ug/l	2.5	0.70	1
1,1-Dichloroethane	ND		ug/l	2.5	0.70	1
Chloroform	ND		ug/l	2.5	0.70	1
Carbon tetrachloride	ND		ug/l	0.50	0.13	1
1,2-Dichloropropane	ND		ug/l	1.0	0.14	1
Dibromochloromethane	ND		ug/l	0.50	0.15	1
1,1,2-Trichloroethane	ND		ug/l	1.5	0.50	1
Tetrachloroethene	0.22	J	ug/l	0.50	0.18	1
Chlorobenzene	ND		ug/l	2.5	0.70	1
Trichlorofluoromethane	ND		ug/l	2.5	0.70	1
1,2-Dichloroethane	ND		ug/l	0.50	0.13	1
1,1,1-Trichloroethane	ND		ug/l	2.5	0.70	1
Bromodichloromethane	ND		ug/l	0.50	0.19	1
trans-1,3-Dichloropropene	ND		ug/l	0.50	0.16	1
cis-1,3-Dichloropropene	ND		ug/l	0.50	0.14	1
Bromoform	ND		ug/l	2.0	0.65	1
1,1,2,2-Tetrachloroethane	ND		ug/l	0.50	0.17	1
Benzene	ND		ug/l	0.50	0.16	1
Toluene	ND		ug/l	2.5	0.70	1
Ethylbenzene	ND		ug/l	2.5	0.70	1
Chloromethane	ND		ug/l	2.5	0.70	1
Bromomethane	ND		ug/l	2.5	0.70	1
Vinyl chloride	ND		ug/l	1.0	0.07	1
Chloroethane	ND		ug/l	2.5	0.70	1
1,1-Dichloroethene	ND		ug/l	0.50	0.17	1
trans-1,2-Dichloroethene	ND		ug/l	2.5	0.70	1
Trichloroethene	ND		ug/l	0.50	0.18	1
1,2-Dichlorobenzene	ND		ug/l	2.5	0.70	1

Project Name: 136 FULLER ROAD
Project Number: 2222575.05
Lab Number: L2510159
Report Date: 03/03/25

SAMPLE RESULTS

Lab ID: L2510159-02
Client ID: EFFLUENT_FEB25
Sample Location: ALBANY, NY
Date Collected: 02/25/25 10:05
Date Received: 02/25/25
Field Prep: Not Specified

Sample Depth:

Parameter	Result	Qualifier	Units	RL	MDL	Dilution Factor
Volatile Organics by GC/MS - Westborough Lab						
1,3-Dichlorobenzene	ND		ug/l	2.5	0.70	1
1,4-Dichlorobenzene	ND		ug/l	2.5	0.70	1
Methyl tert butyl ether	ND		ug/l	2.5	0.17	1
p/m-Xylene	ND		ug/l	2.5	0.70	1
o-Xylene	ND		ug/l	2.5	0.70	1
cis-1,2-Dichloroethene	ND		ug/l	2.5	0.70	1
Styrene	ND		ug/l	2.5	0.70	1
Dichlorodifluoromethane	ND		ug/l	5.0	1.0	1
Acetone	3.6	J	ug/l	5.0	1.5	1
Carbon disulfide	ND		ug/l	5.0	1.0	1
2-Butanone	ND		ug/l	5.0	1.9	1
4-Methyl-2-pentanone	ND		ug/l	5.0	1.0	1
2-Hexanone	ND		ug/l	5.0	1.0	1
Bromochloromethane	ND		ug/l	2.5	0.70	1
1,2-Dibromoethane	ND		ug/l	2.0	0.65	1
1,2-Dibromo-3-chloropropane	ND		ug/l	2.5	0.70	1
Isopropylbenzene	ND		ug/l	2.5	0.70	1
1,2,3-Trichlorobenzene	ND		ug/l	2.5	0.70	1
1,2,4-Trichlorobenzene	ND		ug/l	2.5	0.70	1
Methyl Acetate	ND		ug/l	2.0	0.23	1
Cyclohexane	ND		ug/l	10	0.27	1
1,4-Dioxane	82	J	ug/l	250	61.	1
Freon-113	ND		ug/l	2.5	0.70	1
Methyl cyclohexane	ND		ug/l	10	0.40	1

Surrogate	% Recovery	Qualifier	Acceptance Criteria
1,2-Dichloroethane-d4	102		70-130
Toluene-d8	101		70-130
4-Bromofluorobenzene	101		70-130
Dibromofluoromethane	110		70-130

Project Name: 136 FULLER ROAD
Project Number: 2222575.05
Lab Number: L2510159
Report Date: 03/03/25

Method Blank Analysis
Batch Quality Control

Analytical Method: 1,8260D
Analytical Date: 02/27/25 08:45
Analyst: PID

Parameter	Result	Qualifier	Units	RL	MDL
Volatile Organics by GC/MS - Westborough Lab for sample(s): 01-02 Batch: WG2035115-5					
Methylene chloride	ND		ug/l	2.5	0.70
1,1-Dichloroethane	ND		ug/l	2.5	0.70
Chloroform	ND		ug/l	2.5	0.70
Carbon tetrachloride	ND		ug/l	0.50	0.13
1,2-Dichloropropane	ND		ug/l	1.0	0.14
Dibromochloromethane	ND		ug/l	0.50	0.15
1,1,2-Trichloroethane	ND		ug/l	1.5	0.50
Tetrachloroethene	ND		ug/l	0.50	0.18
Chlorobenzene	ND		ug/l	2.5	0.70
Trichlorofluoromethane	ND		ug/l	2.5	0.70
1,2-Dichloroethane	ND		ug/l	0.50	0.13
1,1,1-Trichloroethane	ND		ug/l	2.5	0.70
Bromodichloromethane	ND		ug/l	0.50	0.19
trans-1,3-Dichloropropene	ND		ug/l	0.50	0.16
cis-1,3-Dichloropropene	ND		ug/l	0.50	0.14
Bromoform	ND		ug/l	2.0	0.65
1,1,2,2-Tetrachloroethane	ND		ug/l	0.50	0.17
Benzene	ND		ug/l	0.50	0.16
Toluene	ND		ug/l	2.5	0.70
Ethylbenzene	ND		ug/l	2.5	0.70
Chloromethane	ND		ug/l	2.5	0.70
Bromomethane	ND		ug/l	2.5	0.70
Vinyl chloride	ND		ug/l	1.0	0.07
Chloroethane	ND		ug/l	2.5	0.70
1,1-Dichloroethene	ND		ug/l	0.50	0.17
trans-1,2-Dichloroethene	ND		ug/l	2.5	0.70
Trichloroethene	ND		ug/l	0.50	0.18
1,2-Dichlorobenzene	ND		ug/l	2.5	0.70
1,3-Dichlorobenzene	ND		ug/l	2.5	0.70

Project Name: 136 FULLER ROAD
Project Number: 2222575.05
Lab Number: L2510159
Report Date: 03/03/25

Method Blank Analysis
Batch Quality Control

Analytical Method: 1,8260D
Analytical Date: 02/27/25 08:45
Analyst: PID

Parameter	Result	Qualifier	Units	RL	MDL
Volatile Organics by GC/MS - Westborough Lab for sample(s): 01-02 Batch: WG2035115-5					
1,4-Dichlorobenzene	ND		ug/l	2.5	0.70
Methyl tert butyl ether	ND		ug/l	2.5	0.17
p/m-Xylene	ND		ug/l	2.5	0.70
o-Xylene	ND		ug/l	2.5	0.70
cis-1,2-Dichloroethene	ND		ug/l	2.5	0.70
Styrene	ND		ug/l	2.5	0.70
Dichlorodifluoromethane	ND		ug/l	5.0	1.0
Acetone	ND		ug/l	5.0	1.5
Carbon disulfide	ND		ug/l	5.0	1.0
2-Butanone	ND		ug/l	5.0	1.9
4-Methyl-2-pentanone	ND		ug/l	5.0	1.0
2-Hexanone	ND		ug/l	5.0	1.0
Bromochloromethane	ND		ug/l	2.5	0.70
1,2-Dibromoethane	ND		ug/l	2.0	0.65
1,2-Dibromo-3-chloropropane	ND		ug/l	2.5	0.70
Isopropylbenzene	ND		ug/l	2.5	0.70
1,2,3-Trichlorobenzene	ND		ug/l	2.5	0.70
1,2,4-Trichlorobenzene	ND		ug/l	2.5	0.70
Methyl Acetate	ND		ug/l	2.0	0.23
Cyclohexane	ND		ug/l	10	0.27
1,4-Dioxane	ND		ug/l	250	61.
Freon-113	ND		ug/l	2.5	0.70
Methyl cyclohexane	ND		ug/l	10	0.40

Project Name: 136 FULLER ROAD
Project Number: 2222575.05
Lab Number: L2510159
Report Date: 03/03/25

Method Blank Analysis
Batch Quality Control

Analytical Method: 1,8260D
Analytical Date: 02/27/25 08:45
Analyst: PID

Parameter	Result	Qualifier	Units	RL	MDL
Volatile Organics by GC/MS - Westborough Lab for sample(s): 01-02 Batch: WG2035115-5					

Surrogate	%Recovery	Qualifier	Acceptance Criteria
1,2-Dichloroethane-d4	101		70-130
Toluene-d8	99		70-130
4-Bromofluorobenzene	105		70-130
Dibromofluoromethane	105		70-130

Lab Control Sample Analysis
Batch Quality Control

Project Name: 136 FULLER ROAD
Project Number: 2222575.05

Lab Number: L2510159
Report Date: 03/03/25

Parameter	LCS %Recovery	Qual	LCSD %Recovery	Qual	%Recovery Limits	RPD	Qual	RPD Limits
Volatile Organics by GC/MS - Westborough Lab Associated sample(s): 01-02 Batch: WG2035115-3 WG2035115-4								
Methylene chloride	110		99		70-130	11		20
1,1-Dichloroethane	100		98		70-130	2		20
Chloroform	98		94		70-130	4		20
Carbon tetrachloride	98		96		63-132	2		20
1,2-Dichloropropane	96		96		70-130	0		20
Dibromochloromethane	86		90		63-130	5		20
1,1,2-Trichloroethane	86		90		70-130	5		20
Tetrachloroethene	95		93		70-130	2		20
Chlorobenzene	96		95		75-130	1		20
Trichlorofluoromethane	110		100		62-150	10		20
1,2-Dichloroethane	94		96		70-130	2		20
1,1,1-Trichloroethane	100		99		67-130	1		20
Bromodichloromethane	92		94		67-130	2		20
trans-1,3-Dichloropropene	84		86		70-130	2		20
cis-1,3-Dichloropropene	100		99		70-130	1		20
Bromoform	79		86		54-136	8		20
1,1,2,2-Tetrachloroethane	83		89		67-130	7		20
Benzene	94		92		70-130	2		20
Toluene	97		95		70-130	2		20
Ethylbenzene	99		95		70-130	4		20
Chloromethane	110		94		64-130	16		20
Bromomethane	76		63		39-139	19		20
Vinyl chloride	120		110		55-140	9		20

Lab Control Sample Analysis
Batch Quality Control

Project Name: 136 FULLER ROAD
Project Number: 2222575.05

Lab Number: L2510159
Report Date: 03/03/25

Parameter	LCS %Recovery	Qual	LCSD %Recovery	Qual	%Recovery Limits	RPD	Qual	RPD Limits
Volatile Organics by GC/MS - Westborough Lab Associated sample(s): 01-02 Batch: WG2035115-3 WG2035115-4								
Chloroethane	120		100		55-138	18		20
1,1-Dichloroethene	110		100		61-145	10		20
trans-1,2-Dichloroethene	110		100		70-130	10		20
Trichloroethene	93		92		70-130	1		20
1,2-Dichlorobenzene	96		94		70-130	2		20
1,3-Dichlorobenzene	97		96		70-130	1		20
1,4-Dichlorobenzene	96		95		70-130	1		20
Methyl tert butyl ether	89		96		63-130	8		20
p/m-Xylene	100		95		70-130	5		20
o-Xylene	100		95		70-130	5		20
cis-1,2-Dichloroethene	110		100		70-130	10		20
Styrene	95		95		70-130	0		20
Dichlorodifluoromethane	100		94		36-147	6		20
Acetone	87		87		58-148	0		20
Carbon disulfide	120		100		51-130	18		20
2-Butanone	82		97		63-138	17		20
4-Methyl-2-pentanone	60		74		59-130	**21**	Q	20
2-Hexanone	66		75		57-130	13		20
Bromochloromethane	110		100		70-130	10		20
1,2-Dibromoethane	87		93		70-130	7		20
1,2-Dibromo-3-chloropropane	81		86		41-144	6		20
Isopropylbenzene	99		99		70-130	0		20
1,2,3-Trichlorobenzene	98		100		70-130	2		20

Lab Control Sample Analysis
Batch Quality Control

Project Name: 136 FULLER ROAD
Project Number: 2222575.05

Lab Number: L2510159
Report Date: 03/03/25

Parameter	LCS %Recovery	Qual	LCSD %Recovery	Qual	%Recovery Limits	RPD	Qual	RPD Limits
Volatile Organics by GC/MS - Westborough Lab Associated sample(s): 01-02 Batch: WG2035115-3 WG2035115-4								
1,2,4-Trichlorobenzene	100		100		70-130	0		20
Methyl Acetate	89		92		70-130	3		20
Cyclohexane	100		98		70-130	2		20
1,4-Dioxane	104		104		56-162	0		20
Freon-113	110		98		70-130	12		20
Methyl cyclohexane	99		96		70-130	3		20

Surrogate	LCS %Recovery	Qual	LCSD %Recovery	Qual	Acceptance Criteria
1,2-Dichloroethane-d4	96		97		70-130
Toluene-d8	100		100		70-130
4-Bromofluorobenzene	102		103		70-130
Dibromofluoromethane	106		102		70-130

Project Name: 136 FULLER ROAD
Project Number: 2222575.05

Lab Number: L2510159
Report Date: 03/03/25

Sample Receipt and Container Information

Were project specific reporting limits specified? YES

Cooler Information

Cooler	Custody Seal
A	Absent

Container Information

Container ID	Container Type	Cooler	Initial pH	Final pH	Temp deg C	Pres	Seal	Frozen Date/Time	Analysis(*)
L2510159-01A	Vial HCl preserved	A	NA		2.8	Y	Absent		NYTCL-8260-R2(14)
L2510159-01B	Vial HCl preserved	A	NA		2.8	Y	Absent		NYTCL-8260-R2(14)
L2510159-01C	Vial HCl preserved	A	NA		2.8	Y	Absent		NYTCL-8260-R2(14)
L2510159-02A	Vial HCl preserved	A	NA		2.8	Y	Absent		NYTCL-8260-R2(14)
L2510159-02B	Vial HCl preserved	A	NA		2.8	Y	Absent		NYTCL-8260-R2(14)
L2510159-02C	Vial HCl preserved	A	NA		2.8	Y	Absent		NYTCL-8260-R2(14)

*Values in parentheses indicate holding time in days

Project Name:	136 FULLER ROAD	**Lab Number:**	L2510159
Project Number:	2222575.05	**Report Date:**	03/03/25

GLOSSARY

Acronyms

DL - Detection Limit: This value represents the level to which target analyte concentrations are reported as estimated values, when those target analyte concentrations are quantified below the limit of quantitation (LOQ). The DL includes any adjustments from dilutions, concentrations or moisture content, where applicable. (DoD report formats only.)

EDL - Estimated Detection Limit: This value represents the level to which target analyte concentrations are reported as estimated values, when those target analyte concentrations are quantified below the reporting limit (RL). The EDL includes any adjustments from dilutions, concentrations or moisture content, where applicable. The use of EDLs is specific to the analysis of PAHs using Solid-Phase Microextraction (SPME).

EMPC - Estimated Maximum Possible Concentration: The concentration that results from the signal present at the retention time of an analyte when the ions meet all of the identification criteria except the ion abundance ratio criteria. An EMPC is a worst-case estimate of the concentration.

EPA - Environmental Protection Agency.

LCS - Laboratory Control Sample: A sample matrix, free from the analytes of interest, spiked with verified known amounts of analytes or a material containing known and verified amounts of analytes.

LCSD - Laboratory Control Sample Duplicate: Refer to LCS.

LFB - Laboratory Fortified Blank: A sample matrix, free from the analytes of interest, spiked with verified known amounts of analytes or a material containing known and verified amounts of analytes.

LOD - Limit of Detection: This value represents the level to which a target analyte can reliably be detected for a specific analyte in a specific matrix by a specific method. The LOD includes any adjustments from dilutions, concentrations or moisture content, where applicable. (DoD report formats only.)

LOQ - Limit of Quantitation: The value at which an instrument can accurately measure an analyte at a specific concentration. The LOQ includes any adjustments from dilutions, concentrations or moisture content, where applicable. (DoD report formats only.)

Limit of Quantitation: The value at which an instrument can accurately measure an analyte at a specific concentration. The LOQ includes any adjustments from dilutions, concentrations or moisture content, where applicable. (DoD report formats only.)

MDL - Method Detection Limit: This value represents the level to which target analyte concentrations are reported as estimated values, when those target analyte concentrations are quantified below the reporting limit (RL). The MDL includes any adjustments from dilutions, concentrations or moisture content, where applicable.

MS - Matrix Spike Sample: A sample prepared by adding a known mass of target analyte to a specified amount of matrix sample for which an independent estimate of target analyte concentration is available. For Method 332.0, the spike recovery is calculated using the native concentration, including estimated values.

MSD - Matrix Spike Sample Duplicate: Refer to MS.

NA - Not Applicable.

NC - Not Calculated: Term is utilized when one or more of the results utilized in the calculation are non-detect at the parameter's reporting unit.

NDPA/DPA - N-Nitrosodiphenylamine/Diphenylamine.

NI - Not Ignitable.

NP - Non-Plastic: Term is utilized for the analysis of Atterberg Limits in soil.

NR - No Results: Term is utilized when 'No Target Compounds Requested' is reported for the analysis of Volatile or Semivolatile Organic TIC only requests.

RL - Reporting Limit: The value at which an instrument can accurately measure an analyte at a specific concentration. The RL includes any adjustments from dilutions, concentrations or moisture content, where applicable.

RPD - Relative Percent Difference: The results from matrix and/or matrix spike duplicates are primarily designed to assess the precision of analytical results in a given matrix and are expressed as relative percent difference (RPD). Values which are less than five times the reporting limit for any individual parameter are evaluated by utilizing the absolute difference between the values; although the RPD value will be provided in the report.

SRM - Standard Reference Material: A reference sample of a known or certified value that is of the same or similar matrix as the associated field samples.

STLP - Semi-dynamic Tank Leaching Procedure per EPA Method 1315.

TEF - Toxic Equivalency Factors: The values assigned to each dioxin and furan to evaluate their toxicity relative to 2,3,7,8-TCDD.

TEQ - Toxic Equivalent: The measure of a sample's toxicity derived by multiplying each dioxin and furan by its corresponding TEF and then summing the resulting values.

TIC - Tentatively Identified Compound: A compound that has been identified to be present and is not part of the target compound list (TCL) for the method and/or program. All TICs are qualitatively identified and reported as estimated concentrations.

Report Format: DU Report with 'J' Qualifiers

Project Name:	136 FULLER ROAD	**Lab Number:**	L2510159
Project Number:	2222575.05	**Report Date:**	03/03/25

Footnotes

1 - The reference for this analyte should be considered modified since this analyte is absent from the target analyte list of the original method.

Terms

Analytical Method: Both the document from which the method originates and the analytical reference method. (Example: EPA 8260B is shown as 1,8260B.) The codes for the reference method documents are provided in the References section of the Addendum.

Chlordane: The target compound Chlordane (CAS No. 57-74-9) is reported for GC ECD analyses. Per EPA,this compound "refers to a mixture of chlordane isomers, other chlorinated hydrocarbons and numerous other components." (Reference: USEPA Toxicological Review of Chlordane, In Support of Summary Information on the Integrated Risk Information System (IRIS), December 1997.)

Difference: With respect to Total Oxidizable Precursor (TOP) Assay analysis, the difference is defined as the Post-Treatment value minus the Pre-Treatment value.

Final pH: As it pertains to Sample Receipt & Container Information section of the report, Final pH reflects pH of container determined after adjustment at the laboratory, if applicable. If no adjustment required, value reflects Initial pH.

Frozen Date/Time: With respect to Volatile Organics in soil, Frozen Date/Time reflects the date/time at which associated Reagent Water-preserved vials were initially frozen. Note: If frozen date/time is beyond 48 hours from sample collection, value will be reflected in 'bold'.

Gasoline Range Organics (GRO): Gasoline Range Organics (GRO) results include all chromatographic peaks eluting from Methyl tert butyl ether through Naphthalene, with the exception of GRO analysis in support of State of Ohio programs, which includes all chromatographic peaks eluting from Hexane through Dodecane.

Initial pH: As it pertains to Sample Receipt & Container Information section of the report, Initial pH reflects pH of container determined upon receipt, if applicable.

PAH Total: With respect to Alkylated PAH analyses, the 'PAHs, Total' result is defined as the summation of results for all or a subset of the following compounds: Naphthalene, C1-C4 Naphthalenes, 2-Methylnaphthalene, 1-Methylnaphthalene, Biphenyl, Acenaphthylene, Acenaphthene, Fluorene, C1-C3 Fluorenes, Phenanthrene, C1-C4 Phenanthrenes/Anthracenes, Anthracene, Fluoranthene, Pyrene, C1-C4 Fluoranthenes/Pyrenes, Benz(a)anthracene, Chrysene, C1-C4 Chrysenes, Benzo(b)fluoranthene, Benzo(j)+(k)fluoranthene, Benzo(e)pyrene, Benzo(a)pyrene, Perylene, Indeno(1,2,3-cd)pyrene, Dibenz(ah)+(ac)anthracene, Benzo(g,h,i)perylene. If a 'Total' result is requested, the results of its individual components will also be reported.

PFAS Total: With respect to PFAS analyses, the 'PFAS, Total (5)' result is defined as the summation of results for: PFHpA, PFHxS, PFOA, PFNA and PFOS. In addition, the 'PFAS, Total (6)' result is defined as the summation of results for: PFHpA, PFHxS, PFOA, PFNA, PFDA and PFOS. For MassDEP DW compliance analysis only, the 'PFAS, Total (6)' result is defined as the summation of results at or above the RL. Note: If a 'Total' result is requested, the results of its individual components will also be reported.

Total: With respect to Organic analyses, a 'Total' result is defined as the summation of results for individual isomers or Aroclors. If a 'Total' result is requested, the results of its individual components will also be reported. This is applicable to 'Total' results for methods 8260, 8081 and 8082.

Data Qualifiers

A - Spectra identified as "Aldol Condensates" are byproducts of the extraction/concentration procedures when acetone is introduced in the process.

B - The analyte was detected above the reporting limit in the associated method blank. Flag only applies to associated field samples that have detectable concentrations of the analyte at less than ten times (10x) the concentration found in the blank. For MCP-related projects, flag only applies to associated field samples that have detectable concentrations of the analyte at less than ten times (10x) the concentration found in the blank. For DOD-related projects, flag only applies to associated field samples that have detectable concentrations of the analyte at less than ten times (10x) the concentration found in the blank AND the analyte was detected above one-half the reporting limit (or above the reporting limit for common lab contaminants) in the associated method blank. For NJ-Air-related projects, flag only applies to associated field samples that have detectable concentrations of the analyte above the reporting limit. For NJ-related projects (excluding Air), flag only applies to associated field samples that have detectable concentrations of the analyte, which was detected above the reporting limit in the associated method blank or above five times the reporting limit for common lab contaminants (Phthalates, Acetone, Methylene Chloride, 2-Butanone).

C - Co-elution: The target analyte co-elutes with a known lab standard (i.e. surrogate, internal standards, etc.) for co-extracted analyses.

D - Concentration of analyte was quantified from diluted analysis. Flag only applies to field samples that have detectable concentrations of the analyte.

E - Concentration of analyte exceeds the range of the calibration curve and/or linear range of the instrument.

F - The ratio of quantifier ion response to qualifier ion response falls outside of the laboratory criteria. Results are considered to be an estimated maximum concentration.

G - The concentration may be biased high due to matrix interferences (i.e, co-elution) with non-target compound(s). The result should be considered estimated.

H - The analysis of pH was performed beyond the regulatory-required holding time of 15 minutes from the time of sample collection.

I - The lower value for the two columns has been reported due to obvious interference.

J - Estimated value. The Target analyte concentration is below the quantitation limit (RL), but above the Method Detection Limit (MDL) or Estimated Detection Limit (EDL) for SPME-related analyses. This represents an estimated concentration for Tentatively

Report Format: DU Report with 'J' Qualifiers

Project Name:	136 FULLER ROAD	**Lab Number:**	L2510159
Project Number:	2222575.05	**Report Date:**	03/03/25

Data Qualifiers

Identified Compounds (TICs). For calculated parameters, this represents that one or more values used in the calculation were estimated.

M - Reporting Limit (RL) exceeds the MCP CAM Reporting Limit for this analyte.

ND - Not detected at the method detection limit (MDL) for the sample, or estimated detection limit (EDL) for SPME-related analyses.

NJ - Presumptive evidence of compound. This represents an estimated concentration for Tentatively Identified Compounds (TICs), where the identification is based on a mass spectral library search.

P - The RPD between the results for the two columns exceeds the method-specified criteria.

Q - The quality control sample exceeds the associated acceptance criteria. For DOD-related projects, LCS and/or Continuing Calibration Standard exceedences are also qualified on all associated sample results. Note: This flag is not applicable for matrix spike recoveries when the sample concentration is greater than 4x the spike added or for batch duplicate RPD when the sample concentrations are less than 5x the RL. (Metals only.)

R - Analytical results are from sample re-analysis.

RE - Analytical results are from sample re-extraction.

S - Analytical results are from modified screening analysis.

V - The surrogate associated with this target analyte has a recovery outside the QC acceptance limits. (Applicable to MassDEP DW Compliance samples only.)

Z - The batch matrix spike and/or duplicate associated with this target analyte has a recovery/RPD outside the QC acceptance limits. (Applicable to MassDEP DW Compliance samples only.)

Report Format: DU Report with 'J' Qualifiers

Project Name: 136 FULLER ROAD
Project Number: 2222575.05
Lab Number: L2510159
Report Date: 03/03/25

REFERENCES

1 Test Methods for Evaluating Solid Waste: Physical/Chemical Methods. EPA SW-846. Third Edition. Updates I - VI, 2018.

LIMITATION OF LIABILITIES

Pace Analytical Services performs services with reasonable care and diligence normal to the analytical testing laboratory industry. In the event of an error, the sole and exclusive responsibility of Pace Analytical Services shall be to re-perform the work at it's own expense. In no event shall Pace Analytical Services be held liable for any incidental, consequential or special damages, including but not limited to, damages in any way connected with the use of, interpretation of, information or analysis provided by Pace Analytical Services.

We strongly urge our clients to comply with EPA protocol regarding sample volume, preservation, cooling, containers, sampling procedures, holding time and splitting of samples in the field.

Certification Information

The following analytes are not included in our Primary NELAP Scope of Accreditation:

Westborough Facility – 8 Walkup Dr. Westborough, MA 01581
EPA 624.1: m/p-xylene, o-xylene, Naphthalene
EPA 625.1: alpha-Terpineol
EPA 8260D: NPW: 1,2,4,5-Tetramethylbenzene; 4-Ethyltoluene; SCM: Iodomethane (methyl iodide), 1,2,4,5-Tetramethylbenzene; 4-Ethyltoluene.
EPA 8270E: NPW: Dimethylnaphthalene,1,4-Diphenylhydrazine, alpha-Terpineol, Azobenzene; SCM: Dimethylnaphthalene,1,4-Diphenylhydrazine.
SM4500: NPW: Amenable Cyanide; SCM: Total Phosphorus, TKN, NO2, NO3.

Mansfield Facility – 320 Forbes Blvd. Mansfield, MA 02048
SM 2540D: TSS.
EPA TO-15: Halothane, 2,4,4-Trimethyl-2-pentene, 2,4,4-Trimethyl-1-pentene, Thiophene, 2-Methylthiophene, 3-Methylthiophene, 2-Ethylthiophene, 1,2,3-Trimethylbenzene, Indan, Indene, 1,2,4,5-Tetramethylbenzene, Benzothiophene, 1-Methylnaphthalene.
MADEP-APH.
Nonpotable Water: EPA RSK-175 Dissolved Gases
Biological Tissue Matrix: EPA 3050B

Mansfield Facility – 120 Forbes Blvd. Mansfield, MA 02048
EPA TO-15: Halothane, 2,4,4-Trimethyl-2-pentene, 2,4,4-Trimethyl-1-pentene, Thiophene, 2-Methylthiophene, 3-Methylthiophene, 2-Ethylthiophene, 1,2,3-Trimethylbenzene, Indan, Indene, 1,2,4,5-Tetramethylbenzene, Benzothiophene, 1-Methylnaphthalene.
Nonpotable Water: EPA RSK-175 Dissolved Gases

The following test method is not included in our New Jersey Secondary NELAP Scope of Accreditation:

Mansfield Facility – 320 Forbes Blvd. Mansfield, MA 02048
Determination of Selected Perfluorinated Alkyl Substances by Solid Phase Extraction and Liquid Chromatography/Tandem Mass Spectrometry Isotope Dilution (via Alpha SOP 23528)

The following analytes are included in our Massachusetts DEP Scope of Accreditation

Westborough Facility – 8 Walkup Dr. Westborough, MA 01581

Drinking Water
EPA 300.0: Chloride, Nitrate-N, Fluoride, Sulfate; **EPA 353.2**: Nitrate-N, Nitrite-N; **SM4500NO3-F**: Nitrate-N, Nitrite-N; **SM4500F-C, SM4500CN-CE, EPA 180.1, SM2130B, SM4500Cl-D, SM2320B, SM2540C, SM4500H-B, SM4500NO2-B**
EPA 524.2: THMs and VOCs; **EPA 504.1:** EDB, DBCP.
Microbiology: **SM9215B; SM9223-P/A, SM9223B-Colilert-QT,SM9222D**.

Non-Potable Water
SM4500H,B, EPA 120.1, SM2510B, SM2540C, SM2320B, SM4500CL-E, SM4500F-BC, SM4500NH3-BH: Ammonia-N and Kjeldahl-N, **EPA 350.1**: Ammonia-N, **LACHAT 10-107-06-1-B**: Ammonia-N, **EPA 351.1, SM4500NO3-F, EPA 353.2**: Nitrate-N**, SM4500P-E, SM4500P-B, E, SM4500SO4-E, SM5220D, EPA 410.4, SM5210B, SM5310C, SM4500CL-D, EPA 1664, EPA 420.1, SM4500-CN-CE, SM2540D, EPA 300: Chloride, Sulfate, Nitrate.**
EPA 624.1: Volatile Halocarbons & Aromatics,
EPA 608.3: Chlordane, Toxaphene, Aldrin, alpha-BHC, beta-BHC, gamma-BHC, delta-BHC, Dieldrin, DDD, DDE, DDT, Endosulfan I, Endosulfan II, Endosulfan sulfate, Endrin, Endrin Aldehyde, Heptachlor, Heptachlor Epoxide, PCBs
EPA 625.1: SVOC (Acid/Base/Neutral Extractables).
Microbiology: **SM9223B-Colilert-QT; Enterolert-QT, EPA 1600, EPA 1603, SM9222D.**

Mansfield Facility – 320 Forbes Blvd. Mansfield, MA 02048

Drinking Water
EPA 200.7: Al, Ba, Cd, Cr, Cu, Fe, Mn, Ni, Na, Ag, Ca, Zn. **EPA 200.8:** Al, Sb, As, Ba, Be, Cd, Cr, Cu, Pb, Mn, Ni, Se, Ag, TL, Zn. **EPA 245.1** Hg.
EPA 522, EPA 537.1.

Non-Potable Water
EPA 200.7: Al, Sb, As, Be, Cd, Ca, Cr, Co, Cu, Fe, Pb, Mg, Mn, Mo, Ni, K, Se, Ag, Na, Sr, TL, Ti, V, Zn.
EPA 200.8: Al, Sb**,** As, Be, Cd, Cr, Cu, Fe, Pb, Mn, Ni, K, Se, Ag, Na, TL, Zn.
EPA 245.1 Hg.
SM2340B

Certification IDs:

Westborough Facility – 8 Walkup Dr. Westborough, MA 01581
CT PH-0826, IL 200077, IN C-MA-03, KY JY98045, ME MA00086, MD 348, MA M-MA086, NH 2064, NJ MA935, NY 11148, NC (DW) 25700, NC (NPW/SCM) 666, OR MA-1316, PA 68-03671, RI LAO00065, TX T104704476, VT VT-0935, VA 460195

Mansfield Facility – 320 Forbes Blvd. Mansfield, MA 02048
CT PH-0825, ANAB/DoD L2474, IL 200081, IN C-MA-04, KY KY98046, LA 3090, ME MA00030, MI 9110, MN 025-999-495, NH 2062, NJ MA015, NY 11627, NC (NPW/SCM) 685, OR MA-0262, PA 68-02089, RI LAO00299, TX T-104704419, VT VT-0015, VA 460194, WA C954

Mansfield Facility – 120 Forbes Blvd. Mansfield, MA 02048
ANAB/DoD L2474, ME MA01156, MN 025-999-498, NH 2249, NJ MA025, NY 12191, OR 4203, TX T104704583, VA 460311, WA C1104.

For a complete listing of analytes and methods, please contact your Project Manager.

Serial_No:03032518:09

CHAIN OF CUSTODY

PAGE 1 OF 1

Date Rec'd in Lab: 2/26/25

L2510159 04MAR25
LABELLA – POUG

ALPHA
8 Walkup Drive, Westborough, MA 01581, Tel: 508-898-9220
320 Forbes Blvd, Mansfield, MA 02048, Tel: 508-822-9300

Client Information

Client: Labella Associates
Address: 4 British American Blvd. Latham, NY 12110
Phone: 720-626-6362
Email: bfields@labellapc.com

Project Information

Project Name: 136 Fuller Road
Project Location: Albany, NY
Project #: 2222575.05
Project Manager: Brandon Fields
ALPHA Quote #:

Turn-Around Time

☒ Standard ☐ RUSH (lab confirmation if requested)
Date Due:

Additional Project Information:

Report Information - Data Deliverables

☐ ADEx ☒ EMAIL
☒ Same as Client Info PO #: 2222575.05

Regulatory Requirements & Project Information Requirements

☐ Yes ☐ No MA MCP Analytical Methods ☐ Yes ☐ No CT RCP Analytical Methods
☐ Yes ☐ No Matrix Spike Required on this SDG? (Required for MCP Inorganics)
☐ Yes ☐ No GW1 Standards (Info Required for Metals & EPH with Targets)
☐ Yes ☐ No NPDES RGP
☒ Other State /Fed Program: TOGS 1.1.1 Criteria:

ALPHA Lab ID (Lab Use Only)	Sample ID	Collection Date	Collection Time	Sample Matrix	Sampler Initials	VOC: ☒ 8260 ☐ 624 ☐ 524.2	SVOC: ☐ ABN ☐ PAH	METALS: ☐ MCP 13 ☐ MCP 14 ☐ RCP 15	METALS: ☐ RCRA6 ☐ RCRA8 ☐ PP13	EPH: ☐ Ranges & Targets ☐ Ranges Only	VPH: ☐ Ranges & Targets ☐ Ranges Only	☐ PCB ☐ PEST	TPH: ☐ Quant Only ☐ Fingerprint	SAMPLE INFO: Filtration ☐ Field ☐ Lab to do; Preservation ☐ Lab to do	Sample Comments	Total # Bottles
10159-01	Influent_FEB25	2/25/25	1000	GW	BF	X										3
02	Effluent_FEB25	2/25/25	1005	GW	BF	X										3

Container Type: P= Plastic, A= Amber glass, V= Vial, G= Glass, B= Bacteria cup, C= Cube, O= Other, E= Encore, D= BOD Bottle

Preservative: A= None, B= HCl, C= HNO3, D= H2SO4, E= NaOH, F= MeOH, G= NaHSO4, H= Ascorbic Acid, I= NH4Cl, J= Ammonium Acetate, K= Zinc Acetate, L= Other

Container Type	V
Preservative	B

Relinquished By:	Date/Time	Received By:	Date/Time
Brandon Fields / Labella 7515 Sotio	2/25/25 @ 1110	7515 Sotio	2/25/25 11:09
	2/26/25 11:00		

All samples submitted are subject to Alpha's Terms and Conditions. See reverse side.

02126125-0098

ANALYTICAL REPORT

Lab Number:	L2516353
Client:	LaBella Associates, P.C. 4 British American Boulevard Latham, NY 12110
ATTN:	Branson Fields
Phone:	(518) 266-7355
Project Name:	136 FULLER ROAD
Project Number:	2222575.05
Report Date:	03/27/25

The original project report/data package is held by Pace Analytical Services. This report/data package is paginated and should be reproduced only in its entirety. Pace Analytical Services holds no responsibility for results and/or data that are not consistent with the original.

Certifications & Approvals: MA (M-MA086), NH NELAP (2064), CT (PH-0826), IL (200077), IN (C-MA-03), KY (KY98045), ME (MA00086), MD (348), NJ (MA935), NY (11148), NC (25700/666), OR (MA-1316), PA (68-03671), RI (LAO00065), TX (T104704476), VT (VT-0935), VA (460195), USDA (Permit #525-23-122-91930A1).

Project Name: 136 FULLER ROAD
Project Number: 2222575.05

Lab Number: L2516353
Report Date: 03/27/25

Lab Sample ID	Client ID	Matrix	Sample Location	Collection Date/Time	Receive Date
L2516353-01	INFLUENT_MAR25	WATER	ALBANY, NY	03/20/25 14:15	03/20/25
L2516353-02	EFFLUENT_MAR25	WATER	ALBANY, NY	03/20/25 14:20	03/20/25

Project Name:	136 FULLER ROAD	**Lab Number:**	L2516353
Project Number:	2222575.05	**Report Date:**	03/27/25

Case Narrative

The samples were received in accordance with the Chain of Custody and no significant deviations were encountered during the preparation or analysis unless otherwise noted. Sample Receipt, Container Information, and the Chain of Custody are located at the back of the report.

Results contained within this report relate only to the samples submitted under this Pace Lab Number and meet NELAP requirements for all NELAP accredited parameters unless otherwise noted in the following narrative. The data presented in this report is organized by parameter (i.e. VOC, SVOC, etc.). Sample specific Quality Control data (i.e. Surrogate Spike Recovery) is reported at the end of the target analyte list for each individual sample, followed by the Laboratory Batch Quality Control at the end of each parameter. Tentatively Identified Compounds (TICs), if requested, are reported for compounds identified to be present and are not part of the method/program Target Compound List, even if only a subset of the TCL are being reported. If a sample was re-analyzed or re-extracted due to a required quality control corrective action and if both sets of data are reported, the Laboratory ID of the re-analysis or re-extraction is designated with an "R" or "RE", respectively.

When multiple Batch Quality Control elements are reported (e.g. more than one LCS), the associated samples for each element are noted in the grey shaded header line of each data table. Any Laboratory Batch, Sample Specific % recovery or RPD value that is outside the listed Acceptance Criteria is bolded in the report. In reference to questions H (CAM) or 4 (RCP) when "NO" is checked, the performance criteria for CAM and RCP methods allow for some quality control failures to occur and still be within method compliance. In these instances, the specific failure is not narrated but noted in the associated QC Outlier Summary Report, located directly after the Case Narrative. QC information is also incorporated in the Data Usability Assessment table (Format 11) of our Data Merger tool, where it can be reviewed in conjunction with the sample result, associated regulatory criteria and any associated data usability implications.

Soil/sediments and solids are reported on a dry weight basis unless otherwise noted. Tissues are reported "as received" or on a wet weight basis, unless otherwise noted. Definitions of all data qualifiers and acronyms used in this report are provided in the Glossary located at the back of the report.

HOLD POLICY - For samples submitted on hold, Pace's policy is to hold samples (with the exception of Air canisters) free of charge for 21 calendar days from the date the project is completed. After 21 calendar days, we will dispose of all samples submitted including those put on hold unless you have contacted your Pace Project Manager and made arrangements for Pace to continue to hold the samples. Air canisters will be disposed after 3 business days from the date the project is completed.

Please contact Project Management at 800-624-9220 with any questions.

Project Name:	136 FULLER ROAD	**Lab Number:**	L2516353
Project Number:	2222575.05	**Report Date:**	03/27/25

Case Narrative (continued)

Report Submission

All non-detect (ND) or estimated concentrations (J-qualified) have been quantitated to the limit noted in the MDL column.

I, the undersigned, attest under the pains and penalties of perjury that, to the best of my knowledge and belief and based upon my personal inquiry of those responsible for providing the information contained in this analytical report, such information is accurate and complete. This certificate of analysis is not complete unless this page accompanies any and all pages of this report.

Authorized Signature: Kelly O'Neill

Title: Technical Director/Representative Date: 03/27/25

ORGANICS

VOLATILES

Project Name: 136 FULLER ROAD
Project Number: 2222575.05
Lab Number: L2516353
Report Date: 03/27/25

SAMPLE RESULTS

Lab ID: L2516353-01
Client ID: INFLUENT_MAR25
Sample Location: ALBANY, NY
Date Collected: 03/20/25 14:15
Date Received: 03/20/25
Field Prep: Not Specified

Sample Depth:
Matrix: Water
Analytical Method: 1,8260D
Analytical Date: 03/26/25 15:05
Analyst: MKS

Parameter	Result	Qualifier	Units	RL	MDL	Dilution Factor
Volatile Organics by GC/MS - Westborough Lab						
Methylene chloride	ND		ug/l	2.5	0.70	1
1,1-Dichloroethane	0.84	J	ug/l	2.5	0.70	1
Chloroform	ND		ug/l	2.5	0.70	1
Carbon tetrachloride	ND		ug/l	0.50	0.13	1
1,2-Dichloropropane	ND		ug/l	1.0	0.14	1
Dibromochloromethane	ND		ug/l	0.50	0.15	1
1,1,2-Trichloroethane	ND		ug/l	1.5	0.50	1
Tetrachloroethene	6.1		ug/l	0.50	0.18	1
Chlorobenzene	ND		ug/l	2.5	0.70	1
Trichlorofluoromethane	ND		ug/l	2.5	0.70	1
1,2-Dichloroethane	ND		ug/l	0.50	0.13	1
1,1,1-Trichloroethane	ND		ug/l	2.5	0.70	1
Bromodichloromethane	ND		ug/l	0.50	0.19	1
trans-1,3-Dichloropropene	ND		ug/l	0.50	0.16	1
cis-1,3-Dichloropropene	ND		ug/l	0.50	0.14	1
Bromoform	0.78	J	ug/l	2.0	0.65	1
1,1,2,2-Tetrachloroethane	ND		ug/l	0.50	0.17	1
Benzene	ND		ug/l	0.50	0.16	1
Toluene	ND		ug/l	2.5	0.70	1
Ethylbenzene	ND		ug/l	2.5	0.70	1
Chloromethane	ND		ug/l	2.5	0.70	1
Bromomethane	ND		ug/l	2.5	0.70	1
Vinyl chloride	ND		ug/l	1.0	0.07	1
Chloroethane	ND		ug/l	2.5	0.70	1
1,1-Dichloroethene	ND		ug/l	0.50	0.17	1
trans-1,2-Dichloroethene	ND		ug/l	2.5	0.70	1
Trichloroethene	1.1		ug/l	0.50	0.18	1
1,2-Dichlorobenzene	ND		ug/l	2.5	0.70	1

Project Name: 136 FULLER ROAD
Project Number: 2222575.05
Lab Number: L2516353
Report Date: 03/27/25

SAMPLE RESULTS

Lab ID: L2516353-01
Client ID: INFLUENT_MAR25
Sample Location: ALBANY, NY
Date Collected: 03/20/25 14:15
Date Received: 03/20/25
Field Prep: Not Specified

Sample Depth:

Parameter	Result	Qualifier	Units	RL	MDL	Dilution Factor
Volatile Organics by GC/MS - Westborough Lab						
1,3-Dichlorobenzene	ND		ug/l	2.5	0.70	1
1,4-Dichlorobenzene	ND		ug/l	2.5	0.70	1
Methyl tert butyl ether	ND		ug/l	2.5	0.17	1
p/m-Xylene	ND		ug/l	2.5	0.70	1
o-Xylene	ND		ug/l	2.5	0.70	1
cis-1,2-Dichloroethene	6.0		ug/l	2.5	0.70	1
Styrene	ND		ug/l	2.5	0.70	1
Dichlorodifluoromethane	ND		ug/l	5.0	1.0	1
Acetone	3.0	J	ug/l	5.0	1.5	1
Carbon disulfide	ND		ug/l	5.0	1.0	1
2-Butanone	ND		ug/l	5.0	1.9	1
4-Methyl-2-pentanone	ND		ug/l	5.0	1.0	1
2-Hexanone	ND		ug/l	5.0	1.0	1
Bromochloromethane	ND		ug/l	2.5	0.70	1
1,2-Dibromoethane	ND		ug/l	2.0	0.65	1
1,2-Dibromo-3-chloropropane	ND		ug/l	2.5	0.70	1
Isopropylbenzene	ND		ug/l	2.5	0.70	1
1,2,3-Trichlorobenzene	ND		ug/l	2.5	0.70	1
1,2,4-Trichlorobenzene	ND		ug/l	2.5	0.70	1
Methyl Acetate	ND		ug/l	2.0	0.23	1
Cyclohexane	ND		ug/l	10	0.27	1
1,4-Dioxane	130	J	ug/l	250	61.	1
Freon-113	ND		ug/l	2.5	0.70	1
Methyl cyclohexane	ND		ug/l	10	0.40	1

Surrogate	% Recovery	Qualifier	Acceptance Criteria
1,2-Dichloroethane-d4	116		70-130
Toluene-d8	97		70-130
4-Bromofluorobenzene	101		70-130
Dibromofluoromethane	104		70-130

Project Name: 136 FULLER ROAD
Project Number: 2222575.05
Lab Number: L2516353
Report Date: 03/27/25

SAMPLE RESULTS

Lab ID: L2516353-02
Client ID: EFFLUENT_MAR25
Sample Location: ALBANY, NY

Date Collected: 03/20/25 14:20
Date Received: 03/20/25
Field Prep: Not Specified

Sample Depth:
Matrix: Water
Analytical Method: 1,8260D
Analytical Date: 03/26/25 15:29
Analyst: MKS

Parameter	Result	Qualifier	Units	RL	MDL	Dilution Factor
Volatile Organics by GC/MS - Westborough Lab						
Methylene chloride	ND		ug/l	2.5	0.70	1
1,1-Dichloroethane	ND		ug/l	2.5	0.70	1
Chloroform	ND		ug/l	2.5	0.70	1
Carbon tetrachloride	ND		ug/l	0.50	0.13	1
1,2-Dichloropropane	ND		ug/l	1.0	0.14	1
Dibromochloromethane	ND		ug/l	0.50	0.15	1
1,1,2-Trichloroethane	ND		ug/l	1.5	0.50	1
Tetrachloroethene	ND		ug/l	0.50	0.18	1
Chlorobenzene	ND		ug/l	2.5	0.70	1
Trichlorofluoromethane	ND		ug/l	2.5	0.70	1
1,2-Dichloroethane	ND		ug/l	0.50	0.13	1
1,1,1-Trichloroethane	ND		ug/l	2.5	0.70	1
Bromodichloromethane	ND		ug/l	0.50	0.19	1
trans-1,3-Dichloropropene	ND		ug/l	0.50	0.16	1
cis-1,3-Dichloropropene	ND		ug/l	0.50	0.14	1
Bromoform	ND		ug/l	2.0	0.65	1
1,1,2,2-Tetrachloroethane	ND		ug/l	0.50	0.17	1
Benzene	ND		ug/l	0.50	0.16	1
Toluene	ND		ug/l	2.5	0.70	1
Ethylbenzene	ND		ug/l	2.5	0.70	1
Chloromethane	ND		ug/l	2.5	0.70	1
Bromomethane	ND		ug/l	2.5	0.70	1
Vinyl chloride	ND		ug/l	1.0	0.07	1
Chloroethane	ND		ug/l	2.5	0.70	1
1,1-Dichloroethene	ND		ug/l	0.50	0.17	1
trans-1,2-Dichloroethene	ND		ug/l	2.5	0.70	1
Trichloroethene	ND		ug/l	0.50	0.18	1
1,2-Dichlorobenzene	ND		ug/l	2.5	0.70	1

Project Name: 136 FULLER ROAD
Project Number: 2222575.05
Lab Number: L2516353
Report Date: 03/27/25

SAMPLE RESULTS

Lab ID: L2516353-02
Client ID: EFFLUENT_MAR25
Sample Location: ALBANY, NY
Date Collected: 03/20/25 14:20
Date Received: 03/20/25
Field Prep: Not Specified

Sample Depth:

Parameter	Result	Qualifier	Units	RL	MDL	Dilution Factor
Volatile Organics by GC/MS - Westborough Lab						
1,3-Dichlorobenzene	ND		ug/l	2.5	0.70	1
1,4-Dichlorobenzene	ND		ug/l	2.5	0.70	1
Methyl tert butyl ether	ND		ug/l	2.5	0.17	1
p/m-Xylene	ND		ug/l	2.5	0.70	1
o-Xylene	ND		ug/l	2.5	0.70	1
cis-1,2-Dichloroethene	ND		ug/l	2.5	0.70	1
Styrene	ND		ug/l	2.5	0.70	1
Dichlorodifluoromethane	ND		ug/l	5.0	1.0	1
Acetone	2.0	J	ug/l	5.0	1.5	1
Carbon disulfide	ND		ug/l	5.0	1.0	1
2-Butanone	ND		ug/l	5.0	1.9	1
4-Methyl-2-pentanone	ND		ug/l	5.0	1.0	1
2-Hexanone	ND		ug/l	5.0	1.0	1
Bromochloromethane	ND		ug/l	2.5	0.70	1
1,2-Dibromoethane	ND		ug/l	2.0	0.65	1
1,2-Dibromo-3-chloropropane	ND		ug/l	2.5	0.70	1
Isopropylbenzene	ND		ug/l	2.5	0.70	1
1,2,3-Trichlorobenzene	ND		ug/l	2.5	0.70	1
1,2,4-Trichlorobenzene	ND		ug/l	2.5	0.70	1
Methyl Acetate	ND		ug/l	2.0	0.23	1
Cyclohexane	ND		ug/l	10	0.27	1
1,4-Dioxane	120	J	ug/l	250	61.	1
Freon-113	ND		ug/l	2.5	0.70	1
Methyl cyclohexane	ND		ug/l	10	0.40	1

Surrogate	% Recovery	Qualifier	Acceptance Criteria
1,2-Dichloroethane-d4	119		70-130
Toluene-d8	97		70-130
4-Bromofluorobenzene	104		70-130
Dibromofluoromethane	106		70-130

Project Name: 136 FULLER ROAD
Project Number: 2222575.05
Lab Number: L2516353
Report Date: 03/27/25

Method Blank Analysis
Batch Quality Control

Analytical Method: 1,8260D
Analytical Date: 03/26/25 11:01
Analyst: PID

Parameter	Result	Qualifier	Units	RL	MDL
Volatile Organics by GC/MS - Westborough Lab for sample(s): 01-02 Batch: WG2045981-5					
Methylene chloride	ND		ug/l	2.5	0.70
1,1-Dichloroethane	ND		ug/l	2.5	0.70
Chloroform	ND		ug/l	2.5	0.70
Carbon tetrachloride	ND		ug/l	0.50	0.13
1,2-Dichloropropane	ND		ug/l	1.0	0.14
Dibromochloromethane	ND		ug/l	0.50	0.15
1,1,2-Trichloroethane	ND		ug/l	1.5	0.50
Tetrachloroethene	ND		ug/l	0.50	0.18
Chlorobenzene	ND		ug/l	2.5	0.70
Trichlorofluoromethane	ND		ug/l	2.5	0.70
1,2-Dichloroethane	ND		ug/l	0.50	0.13
1,1,1-Trichloroethane	ND		ug/l	2.5	0.70
Bromodichloromethane	ND		ug/l	0.50	0.19
trans-1,3-Dichloropropene	ND		ug/l	0.50	0.16
cis-1,3-Dichloropropene	ND		ug/l	0.50	0.14
Bromoform	ND		ug/l	2.0	0.65
1,1,2,2-Tetrachloroethane	ND		ug/l	0.50	0.17
Benzene	ND		ug/l	0.50	0.16
Toluene	ND		ug/l	2.5	0.70
Ethylbenzene	ND		ug/l	2.5	0.70
Chloromethane	ND		ug/l	2.5	0.70
Bromomethane	ND		ug/l	2.5	0.70
Vinyl chloride	ND		ug/l	1.0	0.07
Chloroethane	ND		ug/l	2.5	0.70
1,1-Dichloroethene	ND		ug/l	0.50	0.17
trans-1,2-Dichloroethene	ND		ug/l	2.5	0.70
Trichloroethene	ND		ug/l	0.50	0.18
1,2-Dichlorobenzene	ND		ug/l	2.5	0.70
1,3-Dichlorobenzene	ND		ug/l	2.5	0.70

Project Name: 136 FULLER ROAD
Project Number: 2222575.05
Lab Number: L2516353
Report Date: 03/27/25

Method Blank Analysis
Batch Quality Control

Analytical Method: 1,8260D
Analytical Date: 03/26/25 11:01
Analyst: PID

Parameter	Result	Qualifier	Units	RL	MDL
Volatile Organics by GC/MS - Westborough Lab for sample(s): 01-02 Batch: WG2045981-5					
1,4-Dichlorobenzene	ND		ug/l	2.5	0.70
Methyl tert butyl ether	ND		ug/l	2.5	0.17
p/m-Xylene	ND		ug/l	2.5	0.70
o-Xylene	ND		ug/l	2.5	0.70
cis-1,2-Dichloroethene	ND		ug/l	2.5	0.70
Styrene	ND		ug/l	2.5	0.70
Dichlorodifluoromethane	ND		ug/l	5.0	1.0
Acetone	ND		ug/l	5.0	1.5
Carbon disulfide	ND		ug/l	5.0	1.0
2-Butanone	ND		ug/l	5.0	1.9
4-Methyl-2-pentanone	ND		ug/l	5.0	1.0
2-Hexanone	ND		ug/l	5.0	1.0
Bromochloromethane	ND		ug/l	2.5	0.70
1,2-Dibromoethane	ND		ug/l	2.0	0.65
1,2-Dibromo-3-chloropropane	ND		ug/l	2.5	0.70
Isopropylbenzene	ND		ug/l	2.5	0.70
1,2,3-Trichlorobenzene	ND		ug/l	2.5	0.70
1,2,4-Trichlorobenzene	ND		ug/l	2.5	0.70
Methyl Acetate	ND		ug/l	2.0	0.23
Cyclohexane	ND		ug/l	10	0.27
1,4-Dioxane	ND		ug/l	250	61.
Freon-113	ND		ug/l	2.5	0.70
Methyl cyclohexane	ND		ug/l	10	0.40

Project Name: 136 FULLER ROAD
Project Number: 2222575.05
Lab Number: L2516353
Report Date: 03/27/25

Method Blank Analysis
Batch Quality Control

Analytical Method: 1,8260D
Analytical Date: 03/26/25 11:01
Analyst: PID

Parameter	Result	Qualifier	Units	RL	MDL
Volatile Organics by GC/MS - Westborough Lab for sample(s): 01-02 Batch: WG2045981-5					

Surrogate	%Recovery	Qualifier	Acceptance Criteria
1,2-Dichloroethane-d4	113		70-130
Toluene-d8	96		70-130
4-Bromofluorobenzene	102		70-130
Dibromofluoromethane	106		70-130

Lab Control Sample Analysis
Batch Quality Control

Project Name: 136 FULLER ROAD
Project Number: 2222575.05

Lab Number: L2516353
Report Date: 03/27/25

Parameter	LCS %Recovery	Qual	LCSD %Recovery	Qual	%Recovery Limits	RPD	Qual	RPD Limits
Volatile Organics by GC/MS - Westborough Lab Associated sample(s): 01-02 Batch: WG2045981-3 WG2045981-4								
Methylene chloride	100		100		70-130	0		20
1,1-Dichloroethane	120		110		70-130	9		20
Chloroform	110		100		70-130	10		20
Carbon tetrachloride	110		100		63-132	10		20
1,2-Dichloropropane	120		110		70-130	9		20
Dibromochloromethane	100		98		63-130	2		20
1,1,2-Trichloroethane	95		96		70-130	1		20
Tetrachloroethene	100		100		70-130	0		20
Chlorobenzene	96		94		75-130	2		20
Trichlorofluoromethane	71		67		62-150	6		20
1,2-Dichloroethane	120		110		70-130	9		20
1,1,1-Trichloroethane	110		100		67-130	10		20
Bromodichloromethane	100		100		67-130	0		20
trans-1,3-Dichloropropene	97		95		70-130	2		20
cis-1,3-Dichloropropene	100		96		70-130	4		20
Bromoform	89		91		54-136	2		20
1,1,2,2-Tetrachloroethane	92		88		67-130	4		20
Benzene	100		98		70-130	2		20
Toluene	94		92		70-130	2		20
Ethylbenzene	94		94		70-130	0		20
Chloromethane	120		120		64-130	0		20
Bromomethane	64		63		39-139	2		20
Vinyl chloride	93		91		55-140	2		20

Lab Control Sample Analysis
Batch Quality Control

Project Name: 136 FULLER ROAD
Project Number: 2222575.05

Lab Number: L2516353
Report Date: 03/27/25

Parameter	LCS %Recovery	Qual	LCSD %Recovery	Qual	%Recovery Limits	RPD	Qual	RPD Limits
Volatile Organics by GC/MS - Westborough Lab Associated sample(s): 01-02 Batch: WG2045981-3 WG2045981-4								
Chloroethane	95		86		55-138	10		20
1,1-Dichloroethene	76		75		61-145	1		20
trans-1,2-Dichloroethene	100		96		70-130	4		20
Trichloroethene	100		98		70-130	2		20
1,2-Dichlorobenzene	94		96		70-130	2		20
1,3-Dichlorobenzene	93		95		70-130	2		20
1,4-Dichlorobenzene	91		92		70-130	1		20
Methyl tert butyl ether	93		90		63-130	3		20
p/m-Xylene	95		95		70-130	0		20
o-Xylene	90		90		70-130	0		20
cis-1,2-Dichloroethene	100		96		70-130	4		20
Styrene	90		90		70-130	0		20
Dichlorodifluoromethane	100		99		36-147	1		20
Acetone	140		130		58-148	7		20
Carbon disulfide	82		80		51-130	2		20
2-Butanone	130		130		63-138	0		20
4-Methyl-2-pentanone	96		98		59-130	2		20
2-Hexanone	110		100		57-130	10		20
Bromochloromethane	100		100		70-130	0		20
1,2-Dibromoethane	96		98		70-130	2		20
1,2-Dibromo-3-chloropropane	94		92		41-144	2		20
Isopropylbenzene	90		92		70-130	2		20
1,2,3-Trichlorobenzene	89		90		70-130	1		20

Lab Control Sample Analysis
Batch Quality Control

Project Name: 136 FULLER ROAD
Project Number: 2222575.05

Lab Number: L2516353
Report Date: 03/27/25

Parameter	LCS %Recovery	Qual	LCSD %Recovery	Qual	%Recovery Limits	RPD	Qual	RPD Limits
Volatile Organics by GC/MS - Westborough Lab Associated sample(s): 01-02 Batch: WG2045981-3 WG2045981-4								
1,2,4-Trichlorobenzene	87		92		70-130	6		20
Methyl Acetate	120		120		70-130	0		20
Cyclohexane	130		130		70-130	0		20
1,4-Dioxane	140		132		56-162	6		20
Freon-113	83		81		70-130	2		20
Methyl cyclohexane	93		90		70-130	3		20

Surrogate	LCS %Recovery	Qual	LCSD %Recovery	Qual	Acceptance Criteria
1,2-Dichloroethane-d4	120		117		70-130
Toluene-d8	96		97		70-130
4-Bromofluorobenzene	97		100		70-130
Dibromofluoromethane	102		100		70-130

Project Name: 136 FULLER ROAD
Project Number: 2222575.05

Lab Number: L2516353
Report Date: 03/27/25

Sample Receipt and Container Information

Were project specific reporting limits specified? YES

Cooler Information

Cooler	Custody Seal
A	Absent

Container Information

Container ID	Container Type	Cooler	Initial pH	Final pH	Temp deg C	Pres	Seal	Frozen Date/Time	Analysis(*)
L2516353-01A	Vial HCl preserved	A	NA		3.8	Y	Absent		NYTCL-8260-R2(14)
L2516353-01B	Vial HCl preserved	A	NA		3.8	Y	Absent		NYTCL-8260-R2(14)
L2516353-01C	Vial HCl preserved	A	NA		3.8	Y	Absent		NYTCL-8260-R2(14)
L2516353-02A	Vial HCl preserved	A	NA		3.8	Y	Absent		NYTCL-8260-R2(14)
L2516353-02B	Vial HCl preserved	A	NA		3.8	Y	Absent		NYTCL-8260-R2(14)
L2516353-02C	Vial HCl preserved	A	NA		3.8	Y	Absent		NYTCL-8260-R2(14)

*Values in parentheses indicate holding time in days

Project Name:	136 FULLER ROAD	**Lab Number:**	L2516353
Project Number:	2222575.05	**Report Date:**	03/27/25

GLOSSARY

Acronyms

DL - Detection Limit: This value represents the level to which target analyte concentrations are reported as estimated values, when those target analyte concentrations are quantified below the limit of quantitation (LOQ). The DL includes any adjustments from dilutions, concentrations or moisture content, where applicable. (DoD report formats only.)

EDL - Estimated Detection Limit: This value represents the level to which target analyte concentrations are reported as estimated values, when those target analyte concentrations are quantified below the reporting limit (RL). The EDL includes any adjustments from dilutions, concentrations or moisture content, where applicable. The use of EDLs is specific to the analysis of PAHs using Solid-Phase Microextraction (SPME).

EMPC - Estimated Maximum Possible Concentration: The concentration that results from the signal present at the retention time of an analyte when the ions meet all of the identification criteria except the ion abundance ratio criteria. An EMPC is a worst-case estimate of the concentration.

EPA - Environmental Protection Agency.

LCS - Laboratory Control Sample: A sample matrix, free from the analytes of interest, spiked with verified known amounts of analytes or a material containing known and verified amounts of analytes.

LCSD - Laboratory Control Sample Duplicate: Refer to LCS.

LFB - Laboratory Fortified Blank: A sample matrix, free from the analytes of interest, spiked with verified known amounts of analytes or a material containing known and verified amounts of analytes.

LOD - Limit of Detection: This value represents the level to which a target analyte can reliably be detected for a specific analyte in a specific matrix by a specific method. The LOD includes any adjustments from dilutions, concentrations or moisture content, where applicable. (DoD report formats only.)

LOQ - Limit of Quantitation: The value at which an instrument can accurately measure an analyte at a specific concentration. The LOQ includes any adjustments from dilutions, concentrations or moisture content, where applicable. (DoD report formats only.)

Limit of Quantitation: The value at which an instrument can accurately measure an analyte at a specific concentration. The LOQ includes any adjustments from dilutions, concentrations or moisture content, where applicable. (DoD report formats only.)

MDL - Method Detection Limit: This value represents the level to which target analyte concentrations are reported as estimated values, when those target analyte concentrations are quantified below the reporting limit (RL). The MDL includes any adjustments from dilutions, concentrations or moisture content, where applicable.

MS - Matrix Spike Sample: A sample prepared by adding a known mass of target analyte to a specified amount of matrix sample for which an independent estimate of target analyte concentration is available. For Method 332.0, the spike recovery is calculated using the native concentration, including estimated values.

MSD - Matrix Spike Sample Duplicate: Refer to MS.

NA - Not Applicable.

NC - Not Calculated: Term is utilized when one or more of the results utilized in the calculation are non-detect at the parameter's reporting unit.

NDPA/DPA - N-Nitrosodiphenylamine/Diphenylamine.

NI - Not Ignitable.

NP - Non-Plastic: Term is utilized for the analysis of Atterberg Limits in soil.

NR - No Results: Term is utilized when 'No Target Compounds Requested' is reported for the analysis of Volatile or Semivolatile Organic TIC only requests.

RL - Reporting Limit: The value at which an instrument can accurately measure an analyte at a specific concentration. The RL includes any adjustments from dilutions, concentrations or moisture content, where applicable.

RPD - Relative Percent Difference: The results from matrix and/or matrix spike duplicates are primarily designed to assess the precision of analytical results in a given matrix and are expressed as relative percent difference (RPD). Values which are less than five times the reporting limit for any individual parameter are evaluated by utilizing the absolute difference between the values; although the RPD value will be provided in the report.

SRM - Standard Reference Material: A reference sample of a known or certified value that is of the same or similar matrix as the associated field samples.

STLP - Semi-dynamic Tank Leaching Procedure per EPA Method 1315.

TEF - Toxic Equivalency Factors: The values assigned to each dioxin and furan to evaluate their toxicity relative to 2,3,7,8-TCDD.

TEQ - Toxic Equivalent: The measure of a sample's toxicity derived by multiplying each dioxin and furan by its corresponding TEF and then summing the resulting values.

TIC - Tentatively Identified Compound: A compound that has been identified to be present and is not part of the target compound list (TCL) for the method and/or program. All TICs are qualitatively identified and reported as estimated concentrations.

Report Format: DU Report with 'J' Qualifiers

Project Name:	136 FULLER ROAD	**Lab Number:**	L2516353
Project Number:	2222575.05	**Report Date:**	03/27/25

Footnotes

1 - The reference for this analyte should be considered modified since this analyte is absent from the target analyte list of the original method.

Terms

Analytical Method: Both the document from which the method originates and the analytical reference method. (Example: EPA 8260B is shown as 1,8260B.) The codes for the reference method documents are provided in the References section of the Addendum.

Chlordane: The target compound Chlordane (CAS No. 57-74-9) is reported for GC ECD analyses. Per EPA,this compound "refers to a mixture of chlordane isomers, other chlorinated hydrocarbons and numerous other components." (Reference: USEPA Toxicological Review of Chlordane, In Support of Summary Information on the Integrated Risk Information System (IRIS), December 1997.)

Difference: With respect to Total Oxidizable Precursor (TOP) Assay analysis, the difference is defined as the Post-Treatment value minus the Pre-Treatment value.

Final pH: As it pertains to Sample Receipt & Container Information section of the report, Final pH reflects pH of container determined after adjustment at the laboratory, if applicable. If no adjustment required, value reflects Initial pH.

Frozen Date/Time: With respect to Volatile Organics in soil, Frozen Date/Time reflects the date/time at which associated Reagent Water-preserved vials were initially frozen. Note: If frozen date/time is beyond 48 hours from sample collection, value will be reflected in 'bold'.

Gasoline Range Organics (GRO): Gasoline Range Organics (GRO) results include all chromatographic peaks eluting from Methyl tert butyl ether through Naphthalene, with the exception of GRO analysis in support of State of Ohio programs, which includes all chromatographic peaks eluting from Hexane through Dodecane.

Initial pH: As it pertains to Sample Receipt & Container Information section of the report, Initial pH reflects pH of container determined upon receipt, if applicable.

PAH Total: With respect to Alkylated PAH analyses, the 'PAHs, Total' result is defined as the summation of results for all or a subset of the following compounds: Naphthalene, C1-C4 Naphthalenes, 2-Methylnaphthalene, 1-Methylnaphthalene, Biphenyl, Acenaphthylene, Acenaphthene, Fluorene, C1-C3 Fluorenes, Phenanthrene, C1-C4 Phenanthrenes/Anthracenes, Anthracene, Fluoranthene, Pyrene, C1-C4 Fluoranthenes/Pyrenes, Benz(a)anthracene, Chrysene, C1-C4 Chrysenes, Benzo(b)fluoranthene, Benzo(j)+(k)fluoranthene, Benzo(e)pyrene, Benzo(a)pyrene, Perylene, Indeno(1,2,3-cd)pyrene, Dibenz(ah)+(ac)anthracene, Benzo(g,h,i)perylene. If a 'Total' result is requested, the results of its individual components will also be reported.

PFAS Total: With respect to PFAS analyses, the 'PFAS, Total (5)' result is defined as the summation of results for: PFHpA, PFHxS, PFOA, PFNA and PFOS. In addition, the 'PFAS, Total (6)' result is defined as the summation of results for: PFHpA, PFHxS, PFOA, PFNA, PFDA and PFOS. For MassDEP DW compliance analysis only, the 'PFAS, Total (6)' result is defined as the summation of results at or above the RL. Note: If a 'Total' result is requested, the results of its individual components will also be reported.

Total: With respect to Organic analyses, a 'Total' result is defined as the summation of results for individual isomers or Aroclors. If a 'Total' result is requested, the results of its individual components will also be reported. This is applicable to 'Total' results for methods 8260, 8081 and 8082.

Data Qualifiers

A - Spectra identified as "Aldol Condensates" are byproducts of the extraction/concentration procedures when acetone is introduced in the process.

B - The analyte was detected above the reporting limit in the associated method blank. Flag only applies to associated field samples that have detectable concentrations of the analyte at less than ten times (10x) the concentration found in the blank. For MCP-related projects, flag only applies to associated field samples that have detectable concentrations of the analyte at less than ten times (10x) the concentration found in the blank. For DOD-related projects, flag only applies to associated field samples that have detectable concentrations of the analyte at less than ten times (10x) the concentration found in the blank AND the analyte was detected above one-half the reporting limit (or above the reporting limit for common lab contaminants) in the associated method blank. For NJ-Air-related projects, flag only applies to associated field samples that have detectable concentrations of the analyte above the reporting limit. For NJ-related projects (excluding Air), flag only applies to associated field samples that have detectable concentrations of the analyte, which was detected above the reporting limit in the associated method blank or above five times the reporting limit for common lab contaminants (Phthalates, Acetone, Methylene Chloride, 2-Butanone).

C - Co-elution: The target analyte co-elutes with a known lab standard (i.e. surrogate, internal standards, etc.) for co-extracted analyses.

D - Concentration of analyte was quantified from diluted analysis. Flag only applies to field samples that have detectable concentrations of the analyte.

E - Concentration of analyte exceeds the range of the calibration curve and/or linear range of the instrument.

F - The ratio of quantifier ion response to qualifier ion response falls outside of the laboratory criteria. Results are considered to be an estimated maximum concentration.

G - The concentration may be biased high due to matrix interferences (i.e, co-elution) with non-target compound(s). The result should be considered estimated.

H - The analysis of pH was performed beyond the regulatory-required holding time of 15 minutes from the time of sample collection.

I - The lower value for the two columns has been reported due to obvious interference.

J - Estimated value. The Target analyte concentration is below the quantitation limit (RL), but above the Method Detection Limit (MDL) or Estimated Detection Limit (EDL) for SPME-related analyses. This represents an estimated concentration for Tentatively

Report Format: DU Report with 'J' Qualifiers

Project Name:	136 FULLER ROAD	**Lab Number:**	L2516353
Project Number:	2222575.05	**Report Date:**	03/27/25

Data Qualifiers

Identified Compounds (TICs). For calculated parameters, this represents that one or more values used in the calculation were estimated.

M - Reporting Limit (RL) exceeds the MCP CAM Reporting Limit for this analyte.

ND - Not detected at the method detection limit (MDL) for the sample, or estimated detection limit (EDL) for SPME-related analyses.

NJ - Presumptive evidence of compound. This represents an estimated concentration for Tentatively Identified Compounds (TICs), where the identification is based on a mass spectral library search.

P - The RPD between the results for the two columns exceeds the method-specified criteria.

Q - The quality control sample exceeds the associated acceptance criteria. For DOD-related projects, LCS and/or Continuing Calibration Standard exceedences are also qualified on all associated sample results. Note: This flag is not applicable for matrix spike recoveries when the sample concentration is greater than 4x the spike added or for batch duplicate RPD when the sample concentrations are less than 5x the RL. (Metals only.)

R - Analytical results are from sample re-analysis.

RE - Analytical results are from sample re-extraction.

S - Analytical results are from modified screening analysis.

V - The surrogate associated with this target analyte has a recovery outside the QC acceptance limits. (Applicable to MassDEP DW Compliance samples only.)

Z - The batch matrix spike and/or duplicate associated with this target analyte has a recovery/RPD outside the QC acceptance limits. (Applicable to MassDEP DW Compliance samples only.)

Report Format: DU Report with 'J' Qualifiers

Project Name: 136 FULLER ROAD
Project Number: 2222575.05
Lab Number: L2516353
Report Date: 03/27/25

REFERENCES

1 Test Methods for Evaluating Solid Waste: Physical/Chemical Methods. EPA SW-846. Third Edition. Updates I - VI, 2018.

LIMITATION OF LIABILITIES

Pace Analytical Services performs services with reasonable care and diligence normal to the analytical testing laboratory industry. In the event of an error, the sole and exclusive responsibility of Pace Analytical Services shall be to re-perform the work at it's own expense. In no event shall Pace Analytical Services be held liable for any incidental, consequential or special damages, including but not limited to, damages in any way connected with the use of, interpretation of, information or analysis provided by Pace Analytical Services.

We strongly urge our clients to comply with EPA protocol regarding sample volume, preservation, cooling, containers, sampling procedures, holding time and splitting of samples in the field.

Certification Information

The following analytes are not included in our Primary NELAP Scope of Accreditation:

Westborough Facility – 8 Walkup Dr. Westborough, MA 01581
EPA 624.1: m/p-xylene, o-xylene, Naphthalene
EPA 625.1: alpha-Terpineol
EPA 8260D: NPW: 1,2,4,5-Tetramethylbenzene; 4-Ethyltoluene; SCM: Iodomethane (methyl iodide), 1,2,4,5-Tetramethylbenzene; 4-Ethyltoluene.
EPA 8270E: NPW: Dimethylnaphthalene,1,4-Diphenylhydrazine, alpha-Terpineol, Azobenzene; SCM: Dimethylnaphthalene,1,4-Diphenylhydrazine.
SM4500: NPW: Amenable Cyanide; SCM: Total Phosphorus, TKN, NO2, NO3.

Mansfield Facility – 320 Forbes Blvd. Mansfield, MA 02048
SM 2540D: TSS.
EPA TO-15: Halothane, 2,4,4-Trimethyl-2-pentene, 2,4,4-Trimethyl-1-pentene, Thiophene, 2-Methylthiophene, 3-Methylthiophene, 2-Ethylthiophene, 1,2,3-Trimethylbenzene, Indan, Indene, 1,2,4,5-Tetramethylbenzene, Benzothiophene, 1-Methylnaphthalene.
MADEP-APH.
Nonpotable Water: EPA RSK-175 Dissolved Gases
Biological Tissue Matrix: EPA 3050B

Mansfield Facility – 120 Forbes Blvd. Mansfield, MA 02048
EPA TO-15: Halothane, 2,4,4-Trimethyl-2-pentene, 2,4,4-Trimethyl-1-pentene, Thiophene, 2-Methylthiophene, 3-Methylthiophene, 2-Ethylthiophene, 1,2,3-Trimethylbenzene, Indan, Indene, 1,2,4,5-Tetramethylbenzene, Benzothiophene, 1-Methylnaphthalene.
Nonpotable Water: EPA RSK-175 Dissolved Gases

The following test method is not included in our New Jersey Secondary NELAP Scope of Accreditation:

Mansfield Facility – 320 Forbes Blvd. Mansfield, MA 02048
Determination of Selected Perfluorinated Alkyl Substances by Solid Phase Extraction and Liquid Chromatography/Tandem Mass Spectrometry Isotope Dilution (via Alpha SOP 23528)

The following analytes are included in our Massachusetts DEP Scope of Accreditation

Westborough Facility – 8 Walkup Dr. Westborough, MA 01581

Drinking Water
EPA 300.0: Chloride, Nitrate-N, Fluoride, Sulfate; **EPA 353.2**: Nitrate-N, Nitrite-N; **SM4500NO3-F**: Nitrate-N, Nitrite-N; **SM4500F-C, SM4500CN-CE, EPA 180.1, SM2130B, SM4500Cl-D, SM2320B, SM2540C, SM4500H-B, SM4500NO2-B**
EPA 524.2: THMs and VOCs; **EPA 504.1:** EDB, DBCP.
Microbiology: **SM9215B; SM9223-P/A, SM9223B-Colilert-QT,SM9222D**.

Non-Potable Water
SM4500H,B, EPA 120.1, SM2510B, SM2540C, SM2320B, SM4500CL-E, SM4500F-BC, SM4500NH3-BH: Ammonia-N and Kjeldahl-N, **EPA 350.1**: Ammonia-N, **LACHAT 10-107-06-1-B**: Ammonia-N, **EPA 351.1, SM4500NO3-F, EPA 353.2**: Nitrate-N**, SM4500P-E, SM4500P-B, E, SM4500SO4-E, SM5220D, EPA 410.4, SM5210B, SM5310C, SM4500CL-D, EPA 1664, EPA 420.1, SM4500-CN-CE, SM2540D, EPA 300: Chloride, Sulfate, Nitrate.**
EPA 624.1: Volatile Halocarbons & Aromatics,
EPA 608.3: Chlordane, Toxaphene, Aldrin, alpha-BHC, beta-BHC, gamma-BHC, delta-BHC, Dieldrin, DDD, DDE, DDT, Endosulfan I, Endosulfan II, Endosulfan sulfate, Endrin, Endrin Aldehyde, Heptachlor, Heptachlor Epoxide, PCBs
EPA 625.1: SVOC (Acid/Base/Neutral Extractables).
Microbiology: **SM9223B-Colilert-QT; Enterolert-QT, EPA 1600, EPA 1603, SM9222D.**

Mansfield Facility – 320 Forbes Blvd. Mansfield, MA 02048

Drinking Water
EPA 200.7: Al, Ba, Cd, Cr, Cu, Fe, Mn, Ni, Na, Ag, Ca, Zn. **EPA 200.8:** Al, Sb, As, Ba, Be, Cd, Cr, Cu, Pb, Mn, Ni, Se, Ag, TL, Zn. **EPA 245.1** Hg.
EPA 522, EPA 537.1.

Non-Potable Water
EPA 200.7: Al, Sb, As, Be, Cd, Ca, Cr, Co, Cu, Fe, Pb, Mg, Mn, Mo, Ni, K, Se, Ag, Na, Sr, TL, Ti, V, Zn.
EPA 200.8: Al, Sb**,** As, Be, Cd, Cr, Cu, Fe, Pb, Mn, Ni, K, Se, Ag, Na, TL, Zn.
EPA 245.1 Hg.
SM2340B

Certification IDs:

Westborough Facility – 8 Walkup Dr. Westborough, MA 01581
CT PH-0826, IL 200077, IN C-MA-03, KY JY98045, ME MA00086, MD 348, MA M-MA086, NH 2064, NJ MA935, NY 11148, NC (DW) 25700, NC (NPW/SCM) 666, OR MA-1316, PA 68-03671, RI LAO00065, TX T104704476, VT VT-0935, VA 460195

Mansfield Facility – 320 Forbes Blvd. Mansfield, MA 02048
CT PH-0825, ANAB/DoD L2474, IL 200081, IN C-MA-04, KY KY98046, LA 3090, ME MA00030, MI 9110, MN 025-999-495, NH 2062, NJ MA015, NY 11627, NC (NPW/SCM) 685, OR MA-0262, PA 68-02089, RI LAO00299, TX T-104704419, VT VT-0015, VA 460194, WA C954

Mansfield Facility – 120 Forbes Blvd. Mansfield, MA 02048
ANAB/DoD L2474, ME MA01156, MN 025-999-498, NH 2249, NJ MA025, NY 12191, OR 4203, TX T104704583, VA 460311, WA C1104.

For a complete listing of analytes and methods, please contact your Project Manager.

NEW YORK CHAIN OF CUSTODY

ALPHA

Westborough, MA 01581 — 8 Walkup Dr. — TEL: 508-898-9220 — FAX: 508-898-9193

Mansfield, MA 02048 — 320 Forbes Blvd — TEL: 508-822-9300 — FAX: 508-822-3288

Service Centers
Mahwah, NJ 07430: 35 Whitney Rd, Suite 5
Albany, NY 12205: 14 Walker Way
Tonawanda, NY 14150: 275 Cooper Ave, Suite 105

Page 1 of 1

Date Rec'd in Lab: 3/20/25

ALPHA Job #: 22325 75.05

Project Information
Project Name: 136 Fuller Road
(Project Location): Albany, NY
Project #: 222575.05
(Use Project name as Project #)
Project Manager: Branson Fields
ALPHAQuote #:

Turn-Around Time
Standard: ☒ Due Date:
Rush (only if pre-approved): ☐ # of Days:

Client Information
Client: LaBella Associates
Address: 1 British American Blvd, Latham, NY 12110
Phone: 720-626-8862
Fax:
Email: bfields@labellapc.com

Deliverables
☐ ASP-A ☐ ASP-B
☐ EQUIS (1 File) ☐ EQUIS (4 File)
☐ Other

Regulatory Requirement
☒ NY TOGS ☐ NY Part 375
☐ AWQ Standards ☐ NY CP-51
☐ NY Restricted Use ☐ Other
☐ NY Unrestricted Use
☐ NYC Sewer Discharge

Billing Information
☒ Same as Client Info
PO #: 22325 75.05

Disposal Site Information
Please identify below location of applicable disposal facilities.
Disposal Facility:
☐ NJ ☐ NY
☐ Other:

These samples have been previously analyzed by Alpha ☐

Other project specific requirements/comments:

* Invoice to APPK@labellapc.com

Please specify Metals or TAL.

ANALYSIS
8260 VOCs

Sample Filtration
☐ Done
☐ Lab to do
Preservation
☐ Lab to do
(Please Specify below)

ALPHA Lab ID (Lab Use Only)	Sample ID	Collection Date	Collection Time	Sample Matrix	Sampler's Initials	8260 VOCs	Sample Specific Comments
	Influent_MAR25	3/20/25	14:15	GW	BF	✓	
	Effluent_MAR25	3/20/25	14:20	GW	BF	✓	

Preservative Code: A = None; B = HCl; C = HNO3; D = H2SO4; E = NaOH; F = MeOH; G = NaHSO4; H = Na2S2O3; I = Ascorbic Acid/NaOH; K/E = Zn Ac/NaOH; O = Other

Container Code: P = Plastic; A = Amber Glass; V = Vial; G = Glass; B = Bacteria Cup; C = Cube; O = Other; E = Encore; D = BOD Bottle

Westboro: Certification No: MA935
Mansfield: Certification No: MA015

Container Type: V
Preservative: B

Relinquished By	Date/Time	Received By	Date/Time
Branson Fields/LaBella	3/20/25 @ 14:50	ISIS SOTO/ONE	3-20-25 14:50
ISIS SOTO/ONE	3/20/25 11:50		

Please print clearly, legibly and completely. Samples can not be logged in and turnaround time clock will not start until any ambiguities are resolved. BY EXECUTING THIS COC, THE CLIENT HAS READ AND AGREES TO BE BOUND BY ALPHA'S TERMS & CONDITIONS. (See reverse side.)

Form No: 01-25 HC (rev. 28-Sept-2012)

ANALYTICAL REPORT

Lab Number:	L2525570
Client:	LaBella Associates, P.C. 4 British American Boulevard Latham, NY 12110
ATTN:	Branson Fields
Phone:	(518) 266-7355
Project Name:	136 FULLER ROAD
Project Number:	2222575.05
Report Date:	05/09/25

The original project report/data package is held by Pace Analytical Services. This report/data package is paginated and should be reproduced only in its entirety. Pace Analytical Services holds no responsibility for results and/or data that are not consistent with the original.

Certifications & Approvals: MA (M-MA030), NH NELAP (2062), CT (PH-0825), DoD (L2474), FL (E87814), IL (200081), IN (C-MA-04), KY (KY98046), LA (85084), ME (MA00030), MD (350), MI (9110), MN (025-999-495), NJ (MA015), NY (11627), NC (685), OR (MA-0262), PA (68-02089), RI (LAO00299), TX (T104704419), VT (VT-0015), VA (460194), WA (C954), US Army Corps of Engineers, USDA (Permit #525-23-107-88708A1), USFWS (Permit #A24920).

Project Name: 136 FULLER ROAD
Project Number: 2222575.05

Lab Number: L2525570
Report Date: 05/09/25

Lab Sample ID	Client ID	Matrix	Sample Location	Collection Date/Time	Receive Date
L2525570-01	INFLUENT_APR25	WATER	ALBANY, NY	04/25/25 06:55	04/25/25
L2525570-02	EFFLUENT_APR25	WATER	ALBANY, NY	04/25/25 07:00	04/25/25

Project Name:	136 FULLER ROAD	**Lab Number:**	L2525570
Project Number:	2222575.05	**Report Date:**	05/09/25

Case Narrative

The samples were received in accordance with the Chain of Custody and no significant deviations were encountered during the preparation or analysis unless otherwise noted. Sample Receipt, Container Information, and the Chain of Custody are located at the back of the report.

Results contained within this report relate only to the samples submitted under this Pace Lab Number and meet NELAP requirements for all NELAP accredited parameters unless otherwise noted in the following narrative. The data presented in this report is organized by parameter (i.e. VOC, SVOC, etc.). Sample specific Quality Control data (i.e. Surrogate Spike Recovery) is reported at the end of the target analyte list for each individual sample, followed by the Laboratory Batch Quality Control at the end of each parameter. Tentatively Identified Compounds (TICs), if requested, are reported for compounds identified to be present and are not part of the method/program Target Compound List, even if only a subset of the TCL are being reported. If a sample was re-analyzed or re-extracted due to a required quality control corrective action and if both sets of data are reported, the Laboratory ID of the re-analysis or re-extraction is designated with an "R" or "RE", respectively.

When multiple Batch Quality Control elements are reported (e.g. more than one LCS), the associated samples for each element are noted in the grey shaded header line of each data table. Any Laboratory Batch, Sample Specific % recovery or RPD value that is outside the listed Acceptance Criteria is bolded in the report. In reference to questions H (CAM) or 4 (RCP) when "NO" is checked, the performance criteria for CAM and RCP methods allow for some quality control failures to occur and still be within method compliance. In these instances, the specific failure is not narrated but noted in the associated QC Outlier Summary Report, located directly after the Case Narrative. QC information is also incorporated in the Data Usability Assessment table (Format 11) of our Data Merger tool, where it can be reviewed in conjunction with the sample result, associated regulatory criteria and any associated data usability implications.

Soil/sediments and solids are reported on a dry weight basis unless otherwise noted. Tissues are reported "as received" or on a wet weight basis, unless otherwise noted. Definitions of all data qualifiers and acronyms used in this report are provided in the Glossary located at the back of the report.

HOLD POLICY - For samples submitted on hold, Pace's policy is to hold samples (with the exception of Air canisters) free of charge for 21 calendar days from the date the project is completed. After 21 calendar days, we will dispose of all samples submitted including those put on hold unless you have contacted your Pace Project Manager and made arrangements for Pace to continue to hold the samples. Air canisters will be disposed after 3 business days from the date the project is completed.

Please contact Project Management at 800-624-9220 with any questions.

Project Name:	136 FULLER ROAD	**Lab Number:**	L2525570
Project Number:	2222575.05	**Report Date:**	05/09/25

Case Narrative (continued)

Report Submission

All non-detect (ND) or estimated concentrations (J-qualified) have been quantitated to the limit noted in the MDL column.

I, the undersigned, attest under the pains and penalties of perjury that, to the best of my knowledge and belief and based upon my personal inquiry of those responsible for providing the information contained in this analytical report, such information is accurate and complete. This certificate of analysis is not complete unless this page accompanies any and all pages of this report.

Authorized Signature: Tiffani Morrissey - Tiffani Morrissey

Title: Technical Director/Representative Date: 05/09/25

ORGANICS

VOLATILES

Project Name: 136 FULLER ROAD
Project Number: 2222575.05
Lab Number: L2525570
Report Date: 05/09/25

SAMPLE RESULTS

Lab ID: L2525570-01
Client ID: INFLUENT_APR25
Sample Location: ALBANY, NY
Date Collected: 04/25/25 06:55
Date Received: 04/25/25
Field Prep: Not Specified

Sample Depth:
Matrix: Water
Analytical Method: 1,8260D
Analytical Date: 05/08/25 05:13
Analyst: KAB

Parameter	Result	Qualifier	Units	RL	MDL	Dilution Factor
Volatile Organics by GC/MS - Westborough Lab						
Methylene chloride	ND		ug/l	2.5	0.70	1
1,1-Dichloroethane	ND		ug/l	2.5	0.70	1
Chloroform	ND		ug/l	2.5	0.70	1
Carbon tetrachloride	ND		ug/l	0.50	0.13	1
1,2-Dichloropropane	ND		ug/l	1.0	0.14	1
Dibromochloromethane	ND		ug/l	0.50	0.15	1
1,1,2-Trichloroethane	ND		ug/l	1.5	0.50	1
Tetrachloroethene	4.1		ug/l	0.50	0.18	1
Chlorobenzene	ND		ug/l	2.5	0.70	1
Trichlorofluoromethane	ND		ug/l	2.5	0.70	1
1,2-Dichloroethane	ND		ug/l	0.50	0.13	1
1,1,1-Trichloroethane	ND		ug/l	2.5	0.70	1
Bromodichloromethane	ND		ug/l	0.50	0.19	1
trans-1,3-Dichloropropene	ND		ug/l	0.50	0.16	1
cis-1,3-Dichloropropene	ND		ug/l	0.50	0.14	1
Bromoform	ND		ug/l	2.0	0.65	1
1,1,2,2-Tetrachloroethane	ND		ug/l	0.50	0.17	1
Benzene	ND		ug/l	0.50	0.16	1
Toluene	ND		ug/l	2.5	0.70	1
Ethylbenzene	ND		ug/l	2.5	0.70	1
Chloromethane	ND		ug/l	2.5	0.70	1
Bromomethane	ND		ug/l	2.5	0.70	1
Vinyl chloride	ND		ug/l	1.0	0.07	1
Chloroethane	ND		ug/l	2.5	0.70	1
1,1-Dichloroethene	ND		ug/l	0.50	0.17	1
trans-1,2-Dichloroethene	ND		ug/l	2.5	0.70	1
Trichloroethene	0.96		ug/l	0.50	0.18	1
1,2-Dichlorobenzene	ND		ug/l	2.5	0.70	1

Project Name: 136 FULLER ROAD
Project Number: 2222575.05
Lab Number: L2525570
Report Date: 05/09/25

SAMPLE RESULTS

Lab ID: L2525570-01
Client ID: INFLUENT_APR25
Sample Location: ALBANY, NY
Date Collected: 04/25/25 06:55
Date Received: 04/25/25
Field Prep: Not Specified

Sample Depth:

Parameter	Result	Qualifier	Units	RL	MDL	Dilution Factor
Volatile Organics by GC/MS - Westborough Lab						
1,3-Dichlorobenzene	ND		ug/l	2.5	0.70	1
1,4-Dichlorobenzene	ND		ug/l	2.5	0.70	1
Methyl tert butyl ether	ND		ug/l	2.5	0.17	1
p/m-Xylene	ND		ug/l	2.5	0.70	1
o-Xylene	ND		ug/l	2.5	0.70	1
cis-1,2-Dichloroethene	5.8		ug/l	2.5	0.70	1
Styrene	ND		ug/l	2.5	0.70	1
Dichlorodifluoromethane	ND		ug/l	5.0	1.0	1
Acetone	3.6	J	ug/l	5.0	1.5	1
Carbon disulfide	ND		ug/l	5.0	1.0	1
2-Butanone	ND		ug/l	5.0	1.9	1
4-Methyl-2-pentanone	ND		ug/l	5.0	1.0	1
2-Hexanone	ND		ug/l	5.0	1.0	1
Bromochloromethane	ND		ug/l	2.5	0.70	1
1,2-Dibromoethane	ND		ug/l	2.0	0.65	1
1,2-Dibromo-3-chloropropane	ND		ug/l	2.5	0.70	1
Isopropylbenzene	ND		ug/l	2.5	0.70	1
1,2,3-Trichlorobenzene	ND		ug/l	2.5	0.70	1
1,2,4-Trichlorobenzene	ND		ug/l	2.5	0.70	1
Methyl Acetate	ND		ug/l	2.0	0.23	1
Cyclohexane	ND		ug/l	10	0.27	1
1,4-Dioxane	100	J	ug/l	250	61.	1
Freon-113	ND		ug/l	2.5	0.70	1
Methyl cyclohexane	ND		ug/l	10	0.40	1

Surrogate	% Recovery	Qualifier	Acceptance Criteria
1,2-Dichloroethane-d4	105		70-130
Toluene-d8	97		70-130
4-Bromofluorobenzene	94		70-130
Dibromofluoromethane	105		70-130

Project Name: 136 FULLER ROAD
Project Number: 2222575.05
Lab Number: L2525570
Report Date: 05/09/25

SAMPLE RESULTS

Lab ID: L2525570-02
Client ID: EFFLUENT_APR25
Sample Location: ALBANY, NY

Date Collected: 04/25/25 07:00
Date Received: 04/25/25
Field Prep: Not Specified

Sample Depth:
Matrix: Water
Analytical Method: 1,8260D
Analytical Date: 05/08/25 05:39
Analyst: KAB

Parameter	Result	Qualifier	Units	RL	MDL	Dilution Factor
Volatile Organics by GC/MS - Westborough Lab						
Methylene chloride	ND		ug/l	2.5	0.70	1
1,1-Dichloroethane	ND		ug/l	2.5	0.70	1
Chloroform	ND		ug/l	2.5	0.70	1
Carbon tetrachloride	ND		ug/l	0.50	0.13	1
1,2-Dichloropropane	ND		ug/l	1.0	0.14	1
Dibromochloromethane	ND		ug/l	0.50	0.15	1
1,1,2-Trichloroethane	ND		ug/l	1.5	0.50	1
Tetrachloroethene	ND		ug/l	0.50	0.18	1
Chlorobenzene	ND		ug/l	2.5	0.70	1
Trichlorofluoromethane	ND		ug/l	2.5	0.70	1
1,2-Dichloroethane	ND		ug/l	0.50	0.13	1
1,1,1-Trichloroethane	ND		ug/l	2.5	0.70	1
Bromodichloromethane	ND		ug/l	0.50	0.19	1
trans-1,3-Dichloropropene	ND		ug/l	0.50	0.16	1
cis-1,3-Dichloropropene	ND		ug/l	0.50	0.14	1
Bromoform	ND		ug/l	2.0	0.65	1
1,1,2,2-Tetrachloroethane	ND		ug/l	0.50	0.17	1
Benzene	ND		ug/l	0.50	0.16	1
Toluene	ND		ug/l	2.5	0.70	1
Ethylbenzene	ND		ug/l	2.5	0.70	1
Chloromethane	ND		ug/l	2.5	0.70	1
Bromomethane	ND		ug/l	2.5	0.70	1
Vinyl chloride	ND		ug/l	1.0	0.07	1
Chloroethane	ND		ug/l	2.5	0.70	1
1,1-Dichloroethene	ND		ug/l	0.50	0.17	1
trans-1,2-Dichloroethene	ND		ug/l	2.5	0.70	1
Trichloroethene	ND		ug/l	0.50	0.18	1
1,2-Dichlorobenzene	ND		ug/l	2.5	0.70	1

Project Name: 136 FULLER ROAD **Lab Number:** L2525570

Project Number: 2222575.05 **Report Date:** 05/09/25

SAMPLE RESULTS

Lab ID: L2525570-02 Date Collected: 04/25/25 07:00

Client ID: EFFLUENT_APR25 Date Received: 04/25/25

Sample Location: ALBANY, NY Field Prep: Not Specified

Sample Depth:

Parameter	Result	Qualifier	Units	RL	MDL	Dilution Factor
Volatile Organics by GC/MS - Westborough Lab						
1,3-Dichlorobenzene	ND		ug/l	2.5	0.70	1
1,4-Dichlorobenzene	ND		ug/l	2.5	0.70	1
Methyl tert butyl ether	ND		ug/l	2.5	0.17	1
p/m-Xylene	ND		ug/l	2.5	0.70	1
o-Xylene	ND		ug/l	2.5	0.70	1
cis-1,2-Dichloroethene	ND		ug/l	2.5	0.70	1
Styrene	ND		ug/l	2.5	0.70	1
Dichlorodifluoromethane	ND		ug/l	5.0	1.0	1
Acetone	4.7	J	ug/l	5.0	1.5	1
Carbon disulfide	ND		ug/l	5.0	1.0	1
2-Butanone	ND		ug/l	5.0	1.9	1
4-Methyl-2-pentanone	ND		ug/l	5.0	1.0	1
2-Hexanone	ND		ug/l	5.0	1.0	1
Bromochloromethane	ND		ug/l	2.5	0.70	1
1,2-Dibromoethane	ND		ug/l	2.0	0.65	1
1,2-Dibromo-3-chloropropane	ND		ug/l	2.5	0.70	1
Isopropylbenzene	ND		ug/l	2.5	0.70	1
1,2,3-Trichlorobenzene	ND		ug/l	2.5	0.70	1
1,2,4-Trichlorobenzene	ND		ug/l	2.5	0.70	1
Methyl Acetate	ND		ug/l	2.0	0.23	1
Cyclohexane	ND		ug/l	10	0.27	1
1,4-Dioxane	92	J	ug/l	250	61.	1
Freon-113	ND		ug/l	2.5	0.70	1
Methyl cyclohexane	ND		ug/l	10	0.40	1

Surrogate	% Recovery	Qualifier	Acceptance Criteria
1,2-Dichloroethane-d4	107		70-130
Toluene-d8	100		70-130
4-Bromofluorobenzene	95		70-130
Dibromofluoromethane	105		70-130

Project Name: 136 FULLER ROAD
Project Number: 2222575.05
Lab Number: L2525570
Report Date: 05/09/25

Method Blank Analysis
Batch Quality Control

Analytical Method: 1,8260D
Analytical Date: 05/07/25 22:40
Analyst: KAB

Parameter	Result	Qualifier	Units	RL	MDL
Volatile Organics by GC/MS - Westborough Lab for sample(s): 01-02 Batch: WG2064671-5					
Methylene chloride	ND		ug/l	2.5	0.70
1,1-Dichloroethane	ND		ug/l	2.5	0.70
Chloroform	ND		ug/l	2.5	0.70
Carbon tetrachloride	ND		ug/l	0.50	0.13
1,2-Dichloropropane	ND		ug/l	1.0	0.14
Dibromochloromethane	ND		ug/l	0.50	0.15
1,1,2-Trichloroethane	ND		ug/l	1.5	0.50
Tetrachloroethene	ND		ug/l	0.50	0.18
Chlorobenzene	ND		ug/l	2.5	0.70
Trichlorofluoromethane	ND		ug/l	2.5	0.70
1,2-Dichloroethane	ND		ug/l	0.50	0.13
1,1,1-Trichloroethane	ND		ug/l	2.5	0.70
Bromodichloromethane	ND		ug/l	0.50	0.19
trans-1,3-Dichloropropene	ND		ug/l	0.50	0.16
cis-1,3-Dichloropropene	ND		ug/l	0.50	0.14
Bromoform	ND		ug/l	2.0	0.65
1,1,2,2-Tetrachloroethane	ND		ug/l	0.50	0.17
Benzene	ND		ug/l	0.50	0.16
Toluene	ND		ug/l	2.5	0.70
Ethylbenzene	ND		ug/l	2.5	0.70
Chloromethane	ND		ug/l	2.5	0.70
Bromomethane	0.82	J	ug/l	2.5	0.70
Vinyl chloride	ND		ug/l	1.0	0.07
Chloroethane	ND		ug/l	2.5	0.70
1,1-Dichloroethene	ND		ug/l	0.50	0.17
trans-1,2-Dichloroethene	ND		ug/l	2.5	0.70
Trichloroethene	ND		ug/l	0.50	0.18
1,2-Dichlorobenzene	ND		ug/l	2.5	0.70
1,3-Dichlorobenzene	ND		ug/l	2.5	0.70

Project Name: 136 FULLER ROAD
Project Number: 2222575.05
Lab Number: L2525570
Report Date: 05/09/25

Method Blank Analysis
Batch Quality Control

Analytical Method: 1,8260D
Analytical Date: 05/07/25 22:40
Analyst: KAB

Parameter	Result	Qualifier	Units	RL	MDL
Volatile Organics by GC/MS - Westborough Lab for sample(s): 01-02 Batch: WG2064671-5					
1,4-Dichlorobenzene	ND		ug/l	2.5	0.70
Methyl tert butyl ether	ND		ug/l	2.5	0.17
p/m-Xylene	ND		ug/l	2.5	0.70
o-Xylene	ND		ug/l	2.5	0.70
cis-1,2-Dichloroethene	ND		ug/l	2.5	0.70
Styrene	ND		ug/l	2.5	0.70
Dichlorodifluoromethane	ND		ug/l	5.0	1.0
Acetone	ND		ug/l	5.0	1.5
Carbon disulfide	ND		ug/l	5.0	1.0
2-Butanone	ND		ug/l	5.0	1.9
4-Methyl-2-pentanone	ND		ug/l	5.0	1.0
2-Hexanone	ND		ug/l	5.0	1.0
Bromochloromethane	ND		ug/l	2.5	0.70
1,2-Dibromoethane	ND		ug/l	2.0	0.65
1,2-Dibromo-3-chloropropane	ND		ug/l	2.5	0.70
Isopropylbenzene	ND		ug/l	2.5	0.70
1,2,3-Trichlorobenzene	ND		ug/l	2.5	0.70
1,2,4-Trichlorobenzene	ND		ug/l	2.5	0.70
Methyl Acetate	ND		ug/l	2.0	0.23
Cyclohexane	ND		ug/l	10	0.27
1,4-Dioxane	ND		ug/l	250	61.
Freon-113	ND		ug/l	2.5	0.70
Methyl cyclohexane	ND		ug/l	10	0.40

Project Name: 136 FULLER ROAD
Project Number: 2222575.05
Lab Number: L2525570
Report Date: 05/09/25

Method Blank Analysis
Batch Quality Control

Analytical Method: 1,8260D
Analytical Date: 05/07/25 22:40
Analyst: KAB

Parameter	Result	Qualifier	Units	RL	MDL
Volatile Organics by GC/MS - Westborough Lab for sample(s): 01-02 Batch: WG2064671-5					

Surrogate	%Recovery	Qualifier	Acceptance Criteria
1,2-Dichloroethane-d4	103		70-130
Toluene-d8	100		70-130
4-Bromofluorobenzene	96		70-130
Dibromofluoromethane	101		70-130

Lab Control Sample Analysis
Batch Quality Control

Project Name: 136 FULLER ROAD
Project Number: 2222575.05

Lab Number: L2525570
Report Date: 05/09/25

Parameter	LCS %Recovery	Qual	LCSD %Recovery	Qual	%Recovery Limits	RPD	Qual	RPD Limits
Volatile Organics by GC/MS - Westborough Lab Associated sample(s): 01-02 Batch: WG2064671-3 WG2064671-4								
Methylene chloride	96		99		70-130	3		20
1,1-Dichloroethane	98		99		70-130	1		20
Chloroform	98		100		70-130	2		20
Carbon tetrachloride	110		110		63-132	0		20
1,2-Dichloropropane	96		100		70-130	4		20
Dibromochloromethane	96		97		63-130	1		20
1,1,2-Trichloroethane	96		97		70-130	1		20
Tetrachloroethene	100		110		70-130	10		20
Chlorobenzene	99		99		75-130	0		20
Trichlorofluoromethane	110		110		62-150	0		20
1,2-Dichloroethane	98		100		70-130	2		20
1,1,1-Trichloroethane	100		100		67-130	0		20
Bromodichloromethane	98		100		67-130	2		20
trans-1,3-Dichloropropene	87		89		70-130	2		20
cis-1,3-Dichloropropene	99		100		70-130	1		20
Bromoform	93		96		54-136	3		20
1,1,2,2-Tetrachloroethane	96		100		67-130	4		20
Benzene	99		100		70-130	1		20
Toluene	100		100		70-130	0		20
Ethylbenzene	98		99		70-130	1		20
Chloromethane	80		90		64-130	12		20
Bromomethane	130		120		39-139	8		20
Vinyl chloride	95		100		55-140	5		20

Lab Control Sample Analysis
Batch Quality Control

Project Name: 136 FULLER ROAD
Project Number: 2222575.05

Lab Number: L2525570
Report Date: 05/09/25

Parameter	LCS %Recovery	Qual	LCSD %Recovery	Qual	%Recovery Limits	RPD	Qual	RPD Limits
Volatile Organics by GC/MS - Westborough Lab Associated sample(s): 01-02 Batch: WG2064671-3 WG2064671-4								
Chloroethane	96		98		55-138	2		20
1,1-Dichloroethene	110		110		61-145	0		20
trans-1,2-Dichloroethene	100		100		70-130	0		20
Trichloroethene	100		100		70-130	0		20
1,2-Dichlorobenzene	96		97		70-130	1		20
1,3-Dichlorobenzene	97		98		70-130	1		20
1,4-Dichlorobenzene	95		96		70-130	1		20
Methyl tert butyl ether	96		100		63-130	4		20
p/m-Xylene	100		100		70-130	0		20
o-Xylene	100		100		70-130	0		20
cis-1,2-Dichloroethene	100		100		70-130	0		20
Styrene	100		100		70-130	0		20
Dichlorodifluoromethane	97		100		36-147	3		20
Acetone	94		94		58-148	0		20
Carbon disulfide	100		100		51-130	0		20
2-Butanone	78		84		63-138	7		20
4-Methyl-2-pentanone	89		93		59-130	4		20
2-Hexanone	82		73		57-130	12		20
Bromochloromethane	110		110		70-130	0		20
1,2-Dibromoethane	98		97		70-130	1		20
1,2-Dibromo-3-chloropropane	86		91		41-144	6		20
Isopropylbenzene	96		98		70-130	2		20
1,2,3-Trichlorobenzene	90		100		70-130	11		20

Lab Control Sample Analysis
Batch Quality Control

Project Name: 136 FULLER ROAD
Project Number: 2222575.05

Lab Number: L2525570
Report Date: 05/09/25

Parameter	LCS %Recovery	Qual	LCSD %Recovery	Qual	%Recovery Limits	RPD	Qual	RPD Limits
Volatile Organics by GC/MS - Westborough Lab Associated sample(s): 01-02 Batch: WG2064671-3 WG2064671-4								
1,2,4-Trichlorobenzene	92		99		70-130	7		20
Methyl Acetate	91		97		70-130	6		20
Cyclohexane	98		100		70-130	2		20
1,4-Dioxane	124		136		56-162	9		20
Freon-113	110		110		70-130	0		20
Methyl cyclohexane	100		100		70-130	0		20

Surrogate	LCS %Recovery	Qual	LCSD %Recovery	Qual	Acceptance Criteria
1,2-Dichloroethane-d4	99		99		70-130
Toluene-d8	100		99		70-130
4-Bromofluorobenzene	98		97		70-130
Dibromofluoromethane	102		104		70-130

Project Name: 136 FULLER ROAD
Project Number: 2222575.05

Lab Number: L2525570
Report Date: 05/09/25

Sample Receipt and Container Information

Were project specific reporting limits specified? YES

Cooler Information

Cooler	Custody Seal
A	Absent

Container Information

Container ID	Container Type	Cooler	Initial pH	Final pH	Temp deg C	Pres	Seal	Frozen Date/Time	Analysis(*)
L2525570-01A	Vial HCl preserved	A	NA		4.2	Y	Absent		NYTCL-8260-R2(14)
L2525570-01B	Vial HCl preserved	A	NA		4.2	Y	Absent		NYTCL-8260-R2(14)
L2525570-01C	Vial HCl preserved	A	NA		4.2	Y	Absent		NYTCL-8260-R2(14)
L2525570-02A	Vial HCl preserved	A	NA		4.2	Y	Absent		NYTCL-8260-R2(14)
L2525570-02B	Vial HCl preserved	A	NA		4.2	Y	Absent		NYTCL-8260-R2(14)
L2525570-02C	Vial HCl preserved	A	NA		4.2	Y	Absent		NYTCL-8260-R2(14)

*Values in parentheses indicate holding time in days

Project Name:	136 FULLER ROAD	**Lab Number:**	L2525570
Project Number:	2222575.05	**Report Date:**	05/09/25

GLOSSARY

Acronyms

DL - Detection Limit: This value represents the level to which target analyte concentrations are reported as estimated values, when those target analyte concentrations are quantified below the limit of quantitation (LOQ). The DL includes any adjustments from dilutions, concentrations or moisture content, where applicable. (DoD report formats only.)

EDL - Estimated Detection Limit: This value represents the level to which target analyte concentrations are reported as estimated values, when those target analyte concentrations are quantified below the reporting limit (RL). The EDL includes any adjustments from dilutions, concentrations or moisture content, where applicable. The use of EDLs is specific to the analysis of PAHs using Solid-Phase Microextraction (SPME).

EMPC - Estimated Maximum Possible Concentration: The concentration that results from the signal present at the retention time of an analyte when the ions meet all of the identification criteria except the ion abundance ratio criteria. An EMPC is a worst-case estimate of the concentration.

EPA - Environmental Protection Agency.

LCS - Laboratory Control Sample: A sample matrix, free from the analytes of interest, spiked with verified known amounts of analytes or a material containing known and verified amounts of analytes.

LCSD - Laboratory Control Sample Duplicate: Refer to LCS.

LFB - Laboratory Fortified Blank: A sample matrix, free from the analytes of interest, spiked with verified known amounts of analytes or a material containing known and verified amounts of analytes.

LOD - Limit of Detection: This value represents the level to which a target analyte can reliably be detected for a specific analyte in a specific matrix by a specific method. The LOD includes any adjustments from dilutions, concentrations or moisture content, where applicable. (DoD report formats only.)

LOQ - Limit of Quantitation: The value at which an instrument can accurately measure an analyte at a specific concentration. The LOQ includes any adjustments from dilutions, concentrations or moisture content, where applicable. (DoD report formats only.)

Limit of Quantitation: The value at which an instrument can accurately measure an analyte at a specific concentration. The LOQ includes any adjustments from dilutions, concentrations or moisture content, where applicable. (DoD report formats only.)

MDL - Method Detection Limit: This value represents the level to which target analyte concentrations are reported as estimated values, when those target analyte concentrations are quantified below the reporting limit (RL). The MDL includes any adjustments from dilutions, concentrations or moisture content, where applicable.

MS - Matrix Spike Sample: A sample prepared by adding a known mass of target analyte to a specified amount of matrix sample for which an independent estimate of target analyte concentration is available. For Method 332.0, the spike recovery is calculated using the native concentration, including estimated values.

MSD - Matrix Spike Sample Duplicate: Refer to MS.

NA - Not Applicable.

NC - Not Calculated: Term is utilized when one or more of the results utilized in the calculation are non-detect at the parameter's reporting unit.

NDPA/DPA - N-Nitrosodiphenylamine/Diphenylamine.

NI - Not Ignitable.

NP - Non-Plastic: Term is utilized for the analysis of Atterberg Limits in soil.

NR - No Results: Term is utilized when 'No Target Compounds Requested' is reported for the analysis of Volatile or Semivolatile Organic TIC only requests.

RL - Reporting Limit: The value at which an instrument can accurately measure an analyte at a specific concentration. The RL includes any adjustments from dilutions, concentrations or moisture content, where applicable.

RPD - Relative Percent Difference: The results from matrix and/or matrix spike duplicates are primarily designed to assess the precision of analytical results in a given matrix and are expressed as relative percent difference (RPD). Values which are less than five times the reporting limit for any individual parameter are evaluated by utilizing the absolute difference between the values; although the RPD value will be provided in the report.

SRM - Standard Reference Material: A reference sample of a known or certified value that is of the same or similar matrix as the associated field samples.

STLP - Semi-dynamic Tank Leaching Procedure per EPA Method 1315.

TEF - Toxic Equivalency Factors: The values assigned to each dioxin and furan to evaluate their toxicity relative to 2,3,7,8-TCDD.

TEQ - Toxic Equivalent: The measure of a sample's toxicity derived by multiplying each dioxin and furan by its corresponding TEF and then summing the resulting values.

TIC - Tentatively Identified Compound: A compound that has been identified to be present and is not part of the target compound list (TCL) for the method and/or program. All TICs are qualitatively identified and reported as estimated concentrations.

Report Format: DU Report with 'J' Qualifiers

Project Name:	136 FULLER ROAD	**Lab Number:**	L2525570
Project Number:	2222575.05	**Report Date:**	05/09/25

Footnotes

1 - The reference for this analyte should be considered modified since this analyte is absent from the target analyte list of the original method.

Terms

Analytical Method: Both the document from which the method originates and the analytical reference method. (Example: EPA 8260B is shown as 1,8260B.) The codes for the reference method documents are provided in the References section of the Addendum.

Chlordane: The target compound Chlordane (CAS No. 57-74-9) is reported for GC ECD analyses. Per EPA,this compound "refers to a mixture of chlordane isomers, other chlorinated hydrocarbons and numerous other components." (Reference: USEPA Toxicological Review of Chlordane, In Support of Summary Information on the Integrated Risk Information System (IRIS), December 1997.)

Difference: With respect to Total Oxidizable Precursor (TOP) Assay analysis, the difference is defined as the Post-Treatment value minus the Pre-Treatment value.

Final pH: As it pertains to Sample Receipt & Container Information section of the report, Final pH reflects pH of container determined after adjustment at the laboratory, if applicable. If no adjustment required, value reflects Initial pH.

Frozen Date/Time: With respect to Volatile Organics in soil, Frozen Date/Time reflects the date/time at which associated Reagent Water-preserved vials were initially frozen. Note: If frozen date/time is beyond 48 hours from sample collection, value will be reflected in 'bold'.

Gasoline Range Organics (GRO): Gasoline Range Organics (GRO) results include all chromatographic peaks eluting from Methyl tert butyl ether through Naphthalene, with the exception of GRO analysis in support of State of Ohio programs, which includes all chromatographic peaks eluting from Hexane through Dodecane.

Initial pH: As it pertains to Sample Receipt & Container Information section of the report, Initial pH reflects pH of container determined upon receipt, if applicable.

PAH Total: With respect to Alkylated PAH analyses, the 'PAHs, Total' result is defined as the summation of results for all or a subset of the following compounds: Naphthalene, C1-C4 Naphthalenes, 2-Methylnaphthalene, 1-Methylnaphthalene, Biphenyl, Acenaphthylene, Acenaphthene, Fluorene, C1-C3 Fluorenes, Phenanthrene, C1-C4 Phenanthrenes/Anthracenes, Anthracene, Fluoranthene, Pyrene, C1-C4 Fluoranthenes/Pyrenes, Benz(a)anthracene, Chrysene, C1-C4 Chrysenes, Benzo(b)fluoranthene, Benzo(j)+(k)fluoranthene, Benzo(e)pyrene, Benzo(a)pyrene, Perylene, Indeno(1,2,3-cd)pyrene, Dibenz(ah)+(ac)anthracene, Benzo(g,h,i)perylene. If a 'Total' result is requested, the results of its individual components will also be reported.

PFAS Total: With respect to PFAS analyses, the 'PFAS, Total (5)' result is defined as the summation of results for: PFHpA, PFHxS, PFOA, PFNA and PFOS. In addition, the 'PFAS, Total (6)' result is defined as the summation of results for: PFHpA, PFHxS, PFOA, PFNA, PFDA and PFOS. For MassDEP DW compliance analysis only, the 'PFAS, Total (6)' result is defined as the summation of results at or above the RL. Note: If a 'Total' result is requested, the results of its individual components will also be reported.

Total: With respect to Organic analyses, a 'Total' result is defined as the summation of results for individual isomers or Aroclors. If a 'Total' result is requested, the results of its individual components will also be reported. This is applicable to 'Total' results for methods 8260, 8081 and 8082.

Data Qualifiers

A - Spectra identified as "Aldol Condensates" are byproducts of the extraction/concentration procedures when acetone is introduced in the process.

B - The analyte was detected above the reporting limit in the associated method blank. Flag only applies to associated field samples that have detectable concentrations of the analyte at less than ten times (10x) the concentration found in the blank. For MCP-related projects, flag only applies to associated field samples that have detectable concentrations of the analyte at less than ten times (10x) the concentration found in the blank. For DOD-related projects, flag only applies to associated field samples that have detectable concentrations of the analyte at less than ten times (10x) the concentration found in the blank AND the analyte was detected above one-half the reporting limit (or above the reporting limit for common lab contaminants) in the associated method blank. For NJ-Air-related projects, flag only applies to associated field samples that have detectable concentrations of the analyte above the reporting limit. For NJ-related projects (excluding Air), flag only applies to associated field samples that have detectable concentrations of the analyte, which was detected above the reporting limit in the associated method blank or above five times the reporting limit for common lab contaminants (Phthalates, Acetone, Methylene Chloride, 2-Butanone).

C - Co-elution: The target analyte co-elutes with a known lab standard (i.e. surrogate, internal standards, etc.) for co-extracted analyses.

D - Concentration of analyte was quantified from diluted analysis. Flag only applies to field samples that have detectable concentrations of the analyte.

E - Concentration of analyte exceeds the range of the calibration curve and/or linear range of the instrument.

F - The ratio of quantifier ion response to qualifier ion response falls outside of the laboratory criteria. Results are considered to be an estimated maximum concentration.

G - The concentration may be biased high due to matrix interferences (i.e, co-elution) with non-target compound(s). The result should be considered estimated.

H - The analysis of pH was performed beyond the regulatory-required holding time of 15 minutes from the time of sample collection.

I - The lower value for the two columns has been reported due to obvious interference.

J - Estimated value. The Target analyte concentration is below the quantitation limit (RL), but above the Method Detection Limit (MDL) or Estimated Detection Limit (EDL) for SPME-related analyses. This represents an estimated concentration for Tentatively

Report Format: DU Report with 'J' Qualifiers

Project Name:	136 FULLER ROAD	**Lab Number:**	L2525570
Project Number:	2222575.05	**Report Date:**	05/09/25

Data Qualifiers

Identified Compounds (TICs). For calculated parameters, this represents that one or more values used in the calculation were estimated.

M - Reporting Limit (RL) exceeds the MCP CAM Reporting Limit for this analyte.

ND - Not detected at the method detection limit (MDL) for the sample, or estimated detection limit (EDL) for SPME-related analyses.

NJ - Presumptive evidence of compound. This represents an estimated concentration for Tentatively Identified Compounds (TICs), where the identification is based on a mass spectral library search.

P - The RPD between the results for the two columns exceeds the method-specified criteria.

Q - The quality control sample exceeds the associated acceptance criteria. For DOD-related projects, LCS and/or Continuing Calibration Standard exceedences are also qualified on all associated sample results. Note: This flag is not applicable for matrix spike recoveries when the sample concentration is greater than 4x the spike added or for batch duplicate RPD when the sample concentrations are less than 5x the RL. (Metals only.)

R - Analytical results are from sample re-analysis.

RE - Analytical results are from sample re-extraction.

S - Analytical results are from modified screening analysis.

V - The surrogate associated with this target analyte has a recovery outside the QC acceptance limits. (Applicable to MassDEP DW Compliance samples only.)

Z - The batch matrix spike and/or duplicate associated with this target analyte has a recovery/RPD outside the QC acceptance limits. (Applicable to MassDEP DW Compliance samples only.)

Report Format: DU Report with 'J' Qualifiers

Project Name: 136 FULLER ROAD
Project Number: 2222575.05
Lab Number: L2525570
Report Date: 05/09/25

REFERENCES

1 Test Methods for Evaluating Solid Waste: Physical/Chemical Methods. EPA SW-846. Third Edition. Updates I - VI, 2018.

LIMITATION OF LIABILITIES

Pace Analytical Services performs services with reasonable care and diligence normal to the analytical testing laboratory industry. In the event of an error, the sole and exclusive responsibility of Pace Analytical Services shall be to re-perform the work at it's own expense. In no event shall Pace Analytical Services be held liable for any incidental, consequential or special damages, including but not limited to, damages in any way connected with the use of, interpretation of, information or analysis provided by Pace Analytical Services.

We strongly urge our clients to comply with EPA protocol regarding sample volume, preservation, cooling, containers, sampling procedures, holding time and splitting of samples in the field.

Certification Information

The following analytes are not included in our Primary NELAP Scope of Accreditation:

Westborough Facility – 8 Walkup Dr. Westborough, MA 01581
EPA 624.1: m/p-xylene, o-xylene, Naphthalene
EPA 625.1: alpha-Terpineol
EPA 8260D: NPW: 1,2,4,5-Tetramethylbenzene; 4-Ethyltoluene; SCM: Iodomethane (methyl iodide), 1,2,4,5-Tetramethylbenzene; 4-Ethyltoluene.
EPA 8270E: NPW: Dimethylnaphthalene,1,4-Diphenylhydrazine, alpha-Terpineol, Azobenzene; SCM: Dimethylnaphthalene,1,4-Diphenylhydrazine.
SM4500: NPW: Amenable Cyanide; SCM: Total Phosphorus, TKN, NO2, NO3.

Mansfield Facility – 320 Forbes Blvd. Mansfield, MA 02048
SM 2540D: TSS.
EPA TO-15: Halothane, 2,4,4-Trimethyl-2-pentene, 2,4,4-Trimethyl-1-pentene, Thiophene, 2-Methylthiophene, 3-Methylthiophene, 2-Ethylthiophene, 1,2,3-Trimethylbenzene, Indan, Indene, 1,2,4,5-Tetramethylbenzene, Benzothiophene, 1-Methylnaphthalene.
MADEP-APH.
Nonpotable Water: EPA RSK-175 Dissolved Gases
Biological Tissue Matrix: EPA 3050B

Mansfield Facility – 120 Forbes Blvd. Mansfield, MA 02048
EPA TO-15: Halothane, 2,4,4-Trimethyl-2-pentene, 2,4,4-Trimethyl-1-pentene, Thiophene, 2-Methylthiophene, 3-Methylthiophene, 2-Ethylthiophene, 1,2,3-Trimethylbenzene, Indan, Indene, 1,2,4,5-Tetramethylbenzene, Benzothiophene, 1-Methylnaphthalene.
Nonpotable Water: EPA RSK-175 Dissolved Gases

The following test method is not included in our New Jersey Secondary NELAP Scope of Accreditation:

Mansfield Facility – 320 Forbes Blvd. Mansfield, MA 02048
Determination of Selected Perfluorinated Alkyl Substances by Solid Phase Extraction and Liquid Chromatography/Tandem Mass Spectrometry Isotope Dilution (via Alpha SOP 23528)

The following analytes are included in our Massachusetts DEP Scope of Accreditation

Westborough Facility – 8 Walkup Dr. Westborough, MA 01581

Drinking Water
EPA 300.0: Chloride, Nitrate-N, Fluoride, Sulfate; **EPA 353.2**: Nitrate-N, Nitrite-N; **SM4500NO3-F**: Nitrate-N, Nitrite-N; **SM4500F-C, SM4500CN-CE, EPA 180.1, SM2130B, SM4500Cl-D, SM2320B, SM2540C, SM4500H-B, SM4500NO2-B**
EPA 524.2: THMs and VOCs; **EPA 504.1:** EDB, DBCP.
Microbiology: **SM9215B; SM9223-P/A, SM9223B-Colilert-QT,SM9222D**.

Non-Potable Water
SM4500H,B, EPA 120.1, SM2510B, SM2540C, SM2320B, SM4500CL-E, SM4500F-BC, SM4500NH3-BH: Ammonia-N and Kjeldahl-N, **EPA 350.1**: Ammonia-N, **LACHAT 10-107-06-1-B**: Ammonia-N, **EPA 351.1, SM4500NO3-F, EPA 353.2**: Nitrate-N**, SM4500P-E, SM4500P-B, E, SM4500SO4-E, SM5220D, EPA 410.4, SM5210B, SM5310C, SM4500CL-D, EPA 1664, EPA 420.1, SM4500-CN-CE, SM2540D, EPA 300: Chloride, Sulfate, Nitrate.**
EPA 624.1: Volatile Halocarbons & Aromatics,
EPA 608.3: Chlordane, Toxaphene, Aldrin, alpha-BHC, beta-BHC, gamma-BHC, delta-BHC, Dieldrin, DDD, DDE, DDT, Endosulfan I, Endosulfan II, Endosulfan sulfate, Endrin, Endrin Aldehyde, Heptachlor, Heptachlor Epoxide, PCBs
EPA 625.1: SVOC (Acid/Base/Neutral Extractables).
Microbiology: **SM9223B-Colilert-QT; Enterolert-QT, EPA 1600, EPA 1603, SM9222D.**

Mansfield Facility – 320 Forbes Blvd. Mansfield, MA 02048

Drinking Water
EPA 200.7: Al, Ba, Cd, Cr, Cu, Fe, Mn, Ni, Na, Ag, Ca, Zn. **EPA 200.8:** Al, Sb, As, Ba, Be, Cd, Cr, Cu, Pb, Mn, Ni, Se, Ag, TL, Zn. **EPA 245.1** Hg.
EPA 522, EPA 537.1.

Non-Potable Water
EPA 200.7: Al, Sb, As, Be, Cd, Ca, Cr, Co, Cu, Fe, Pb, Mg, Mn, Mo, Ni, K, Se, Ag, Na, Sr, TL, Ti, V, Zn.
EPA 200.8: Al, Sb**,** As, Be, Cd, Cr, Cu, Fe, Pb, Mn, Ni, K, Se, Ag, Na, TL, Zn.
EPA 245.1 Hg.
SM2340B

Certification IDs:

Westborough Facility – 8 Walkup Dr. Westborough, MA 01581
CT PH-0826, IL 200077, IN C-MA-03, KY JY98045, ME MA00086, MD 348, MA M-MA086, NH 2064, NJ MA935, NY 11148, NC (DW) 25700, NC (NPW/SCM) 666, OR MA-1316, PA 68-03671, RI LAO00065, TX T104704476, VT VT-0935, VA 460195

Mansfield Facility – 320 Forbes Blvd. Mansfield, MA 02048
CT PH-0825, ANAB/DoD L2474, IL 200081, IN C-MA-04, KY KY98046, LA 3090, ME MA00030, MI 9110, MN 025-999-495, NH 2062, NJ MA015, NY 11627, NC (NPW/SCM) 685, OR MA-0262, PA 68-02089, RI LAO00299, TX T-104704419, VT VT-0015, VA 460194, WA C954

Mansfield Facility – 120 Forbes Blvd. Mansfield, MA 02048
ANAB/DoD L2474, ME MA01156, MN 025-999-498, NH 2249, NJ MA025, NY 12191, OR 4203, TX T104704583, VA 460311, WA C1104.

For a complete listing of analytes and methods, please contact your Project Manager.

NEW YORK CHAIN OF CUSTODY

ALPHA

Westborough, MA 01581
8 Walkup Dr
TEL 508-898-9220
FAX 508-898-9193

Mansfield, MA 02048
320 Forbes Blvd
TEL 508-822-9301
FAX 508-822-3288

Service Centers
Mahwah, NJ 07430: 35 Whitney Rd, Suite 5
Albany, NY 12205: 14 Walker Way
Tonawanda, NY 14150: 275 Cooper Ave, Suite 105

Page 1 of 1

Date Rec'd in Lab: 4/29/21

ALPHA Job #: L2525570

Client Information
Client: LaBella Associates
Address: 4 British American Blvd, Latham, NY 12110
Phone: 720-626-6763
Fax:
Email: bfields@labellapc.com

Project Information
Project Name: 130 Fuller Road
Project Location: Albany, NY
Project #: 2222575.05
(Use Project name as Project #)
Project Manager: Branson Fields
ALPHAQuote #:

Turn-Around Time
Standard: X
Rush (only if pre approved):
Due Date:
# of Days:

These samples have been previously analyzed by Alpha:

Other project specific requirements/comments:

Please specify Metals or TAL.

Deliverables
- ASP-A
- ASP-B
- EQuIS (1 File)
- EQuIS (4 File)
- Other

Regulatory Requirement
- NY TOGS
- NY Part 375
- AWQ Standards
- NY CP-51
- NY Restricted Use
- Other
- NY Unrestricted Use
- NYC Sewer Discharge

Billing Information
- Same as Client Info

PO #: 2222575.05

Disposal Site Information
Please identify below location of applicable disposal facilities.

Disposal Facility:
- NJ
- NY
- Other:

ANALYSIS

8260 VOCs

Sample Filtration
- Done
- Lab to do

Preservation
- Lab to do

(Please Specify below)

ALPHA Lab ID (Lab Use Only)	Sample ID	Collection Date	Collection Time	Sample Matrix	Sampler's Initials	8260 VOCs	Sample Specific Comments
2567001	Influent-APR25	4/25/25	0655	GW	BF	X	3
-02	Effluent-APR25	4/25/25	0700	GW	BF	X	3

Preservative Code:
A = None
B = HCl
C = HNO_3
D = H_2SO_4
E = NaOH
F = MeOH
G = $NaHSO_4$
H = $Na_2S_2O_3$
K/E = Zn Ac/NaOH
O = Other

Container Code:
P = Plastic
A = Amber Glass
V = Vial
G = Glass
B = Bacteria Cup
C = Cube
O = Other
E = Encore
D = BOD Bottle

Westboro: Certification No: MA935
Mansfield: Certification No: MA015

Container Type	V	
Preservative	B	

Relinquished By	Date/Time	Received By	Date/Time
Branson Fields/LaBella	4/25/25 @ 1730	Cam Jon Pace	4/25 7:24
Cam Jon	4/25 7:26	Shuttle	4-25-25 2210
Shuttle	4-26 25 0140	FedEx	04/26/25 0140
FedEx	041291 25-1930	Rob Mendoza	4/29/25 1515
Rob Mendoza	4/25/25 2120		

Please print clearly, legibly and completely. Samples can not be logged in and turnaround time clock will not start until any ambiguities are resolved. BY EXECUTING THIS COC, THE CLIENT HAS READ AND AGREES TO BE BOUND BY ALPHA'S TERMS & CONDITIONS (See reverse side.)

Form No: 01-25 HC (rev. 30-Sept-2013)

4/29/25 2120

ANALYTICAL REPORT

Lab Number:	L2540187
Client:	LaBella Associates, P.C. 4 British American Boulevard Latham, NY 12110
ATTN:	Branson Fields
Phone:	(518) 266-7355
Project Name:	136 FULLER ROAD
Project Number:	2222575.05
Report Date:	07/10/25

The original project report/data package is held by Pace Analytical Services. This report/data package is paginated and should be reproduced only in its entirety. Pace Analytical Services holds no responsibility for results and/or data that are not consistent with the original.

Certifications & Approvals: MA (M-MA086), NH NELAP (2064), CT (PH-0826), IL (200077), IN (C-MA-03), KY (KY98045), ME (MA00086), MD (348), NJ (MA935), NY (11148), NC (25700/666), OR (MA-1316), PA (68-03671), RI (LAO00065), TX (T104704476), VT (VT-0935), VA (460195), USDA (Permit #525-23-122-91930A1).

Project Name: 136 FULLER ROAD
Project Number: 2222575.05

Lab Number: L2540187
Report Date: 07/10/25

Lab Sample ID	Client ID	Matrix	Sample Location	Collection Date/Time	Receive Date
L2540187-01	EFFLUENT JUN 25	WATER	ALBANY, NY	06/26/25 10:10	06/26/25
L2540187-02	INFLUENT JUN 25	WATER	ALBANY, NY	06/26/25 10:15	06/26/25

Project Name:	136 FULLER ROAD	**Lab Number:**	L2540187
Project Number:	2222575.05	**Report Date:**	07/10/25

Case Narrative

The samples were received in accordance with the Chain of Custody and no significant deviations were encountered during the preparation or analysis unless otherwise noted. Sample Receipt, Container Information, and the Chain of Custody are located at the back of the report.

Results contained within this report relate only to the samples submitted under this Pace Lab Number and meet NELAP requirements for all NELAP accredited parameters unless otherwise noted in the following narrative. The data presented in this report is organized by parameter (i.e. VOC, SVOC, etc.). Sample specific Quality Control data (i.e. Surrogate Spike Recovery) is reported at the end of the target analyte list for each individual sample, followed by the Laboratory Batch Quality Control at the end of each parameter. Tentatively Identified Compounds (TICs), if requested, are reported for compounds identified to be present and are not part of the method/program Target Compound List, even if only a subset of the TCL are being reported. If a sample was re-analyzed or re-extracted due to a required quality control corrective action and if both sets of data are reported, the Laboratory ID of the re-analysis or re-extraction is designated with an "R" or "RE", respectively.

When multiple Batch Quality Control elements are reported (e.g. more than one LCS), the associated samples for each element are noted in the grey shaded header line of each data table. Any Laboratory Batch, Sample Specific % recovery or RPD value that is outside the listed Acceptance Criteria is bolded in the report. In reference to questions H (CAM) or 4 (RCP) when "NO" is checked, the performance criteria for CAM and RCP methods allow for some quality control failures to occur and still be within method compliance. In these instances, the specific failure is not narrated but noted in the associated QC Outlier Summary Report, located directly after the Case Narrative. QC information is also incorporated in the Data Usability Assessment table (Format 11) of our Data Merger tool, where it can be reviewed in conjunction with the sample result, associated regulatory criteria and any associated data usability implications.

Soil/sediments and solids are reported on a dry weight basis unless otherwise noted. Tissues are reported "as received" or on a wet weight basis, unless otherwise noted. Definitions of all data qualifiers and acronyms used in this report are provided in the Glossary located at the back of the report.

HOLD POLICY - For samples submitted on hold, Pace's policy is to hold samples (with the exception of Air canisters) free of charge for 21 calendar days from the date the project is completed. After 21 calendar days, we will dispose of all samples submitted including those put on hold unless you have contacted your Pace Project Manager and made arrangements for Pace to continue to hold the samples. Air canisters will be disposed after 3 business days from the date the project is completed.

Please contact Project Management at 800-624-9220 with any questions.

Project Name:	136 FULLER ROAD	**Lab Number:**	L2540187
Project Number:	2222575.05	**Report Date:**	07/10/25

Case Narrative (continued)

Report Submission

All non-detect (ND) or estimated concentrations (J-qualified) have been quantitated to the limit noted in the MDL column.

I, the undersigned, attest under the pains and penalties of perjury that, to the best of my knowledge and belief and based upon my personal inquiry of those responsible for providing the information contained in this analytical report, such information is accurate and complete. This certificate of analysis is not complete unless this page accompanies any and all pages of this report.

Authorized Signature: Kelly O'Neill

Title: Technical Director/Representative Date: 07/10/25

ORGANICS

VOLATILES

Project Name: 136 FULLER ROAD
Project Number: 2222575.05
Lab Number: L2540187
Report Date: 07/10/25

SAMPLE RESULTS

Lab ID: L2540187-01
Client ID: EFFLUENT JUN 25
Sample Location: ALBANY, NY
Date Collected: 06/26/25 10:10
Date Received: 06/26/25
Field Prep: Not Specified

Sample Depth:
Matrix: Water
Analytical Method: 1,8260D
Analytical Date: 07/08/25 16:36
Analyst: MJV

Parameter	Result	Qualifier	Units	RL	MDL	Dilution Factor
Volatile Organics by GC/MS - Westborough Lab						
Methylene chloride	ND		ug/l	2.5	0.70	1
1,1-Dichloroethane	ND		ug/l	2.5	0.70	1
Chloroform	ND		ug/l	2.5	0.70	1
Carbon tetrachloride	ND		ug/l	0.50	0.13	1
1,2-Dichloropropane	ND		ug/l	1.0	0.14	1
Dibromochloromethane	ND		ug/l	0.50	0.15	1
1,1,2-Trichloroethane	ND		ug/l	1.5	0.50	1
Tetrachloroethene	0.41	J	ug/l	0.50	0.18	1
Chlorobenzene	ND		ug/l	2.5	0.70	1
Trichlorofluoromethane	ND		ug/l	2.5	0.70	1
1,2-Dichloroethane	ND		ug/l	0.50	0.13	1
1,1,1-Trichloroethane	ND		ug/l	2.5	0.70	1
Bromodichloromethane	ND		ug/l	0.50	0.19	1
trans-1,3-Dichloropropene	ND		ug/l	0.50	0.16	1
cis-1,3-Dichloropropene	ND		ug/l	0.50	0.14	1
Bromoform	ND		ug/l	2.0	0.65	1
1,1,2,2-Tetrachloroethane	ND		ug/l	0.50	0.17	1
Benzene	ND		ug/l	0.50	0.16	1
Toluene	ND		ug/l	2.5	0.70	1
Ethylbenzene	ND		ug/l	2.5	0.70	1
Chloromethane	ND		ug/l	2.5	0.70	1
Bromomethane	ND		ug/l	2.5	0.70	1
Vinyl chloride	ND		ug/l	1.0	0.07	1
Chloroethane	ND		ug/l	2.5	0.70	1
1,1-Dichloroethene	ND		ug/l	0.50	0.17	1
trans-1,2-Dichloroethene	ND		ug/l	2.5	0.70	1
Trichloroethene	ND		ug/l	0.50	0.18	1
1,2-Dichlorobenzene	ND		ug/l	2.5	0.70	1

Project Name: 136 FULLER ROAD
Project Number: 2222575.05
Lab Number: L2540187
Report Date: 07/10/25

SAMPLE RESULTS

Lab ID: L2540187-01
Client ID: EFFLUENT JUN 25
Sample Location: ALBANY, NY
Date Collected: 06/26/25 10:10
Date Received: 06/26/25
Field Prep: Not Specified

Sample Depth:

Parameter	Result	Qualifier	Units	RL	MDL	Dilution Factor
Volatile Organics by GC/MS - Westborough Lab						
1,3-Dichlorobenzene	ND		ug/l	2.5	0.70	1
1,4-Dichlorobenzene	ND		ug/l	2.5	0.70	1
Methyl tert butyl ether	ND		ug/l	2.5	0.17	1
p/m-Xylene	ND		ug/l	2.5	0.70	1
o-Xylene	ND		ug/l	2.5	0.70	1
cis-1,2-Dichloroethene	ND		ug/l	2.5	0.70	1
Styrene	ND		ug/l	2.5	0.70	1
Dichlorodifluoromethane	ND		ug/l	5.0	1.0	1
Acetone	6.8		ug/l	5.0	1.5	1
Carbon disulfide	ND		ug/l	5.0	1.0	1
2-Butanone	ND		ug/l	5.0	1.9	1
4-Methyl-2-pentanone	ND		ug/l	5.0	1.0	1
2-Hexanone	ND		ug/l	5.0	1.0	1
Bromochloromethane	ND		ug/l	2.5	0.70	1
1,2-Dibromoethane	ND		ug/l	2.0	0.65	1
1,2-Dibromo-3-chloropropane	ND		ug/l	2.5	0.70	1
Isopropylbenzene	ND		ug/l	2.5	0.70	1
1,2,3-Trichlorobenzene	ND		ug/l	2.5	0.70	1
1,2,4-Trichlorobenzene	ND		ug/l	2.5	0.70	1
Methyl Acetate	ND		ug/l	2.0	0.23	1
Cyclohexane	ND		ug/l	10	0.27	1
1,4-Dioxane	78	J	ug/l	250	61.	1
Freon-113	ND		ug/l	2.5	0.70	1
Methyl cyclohexane	ND		ug/l	10	0.40	1

Surrogate	% Recovery	Qualifier	Acceptance Criteria
1,2-Dichloroethane-d4	110		70-130
Toluene-d8	102		70-130
4-Bromofluorobenzene	105		70-130
Dibromofluoromethane	111		70-130

Project Name: 136 FULLER ROAD
Project Number: 2222575.05
Lab Number: L2540187
Report Date: 07/10/25

SAMPLE RESULTS

Lab ID: L2540187-02
Client ID: INFLUENT JUN 25
Sample Location: ALBANY, NY
Date Collected: 06/26/25 10:15
Date Received: 06/26/25
Field Prep: Not Specified

Sample Depth:
Matrix: Water
Analytical Method: 1,8260D
Analytical Date: 07/08/25 17:01
Analyst: MJV

Parameter	Result	Qualifier	Units	RL	MDL	Dilution Factor
Volatile Organics by GC/MS - Westborough Lab						
Methylene chloride	ND		ug/l	2.5	0.70	1
1,1-Dichloroethane	0.78	J	ug/l	2.5	0.70	1
Chloroform	ND		ug/l	2.5	0.70	1
Carbon tetrachloride	ND		ug/l	0.50	0.13	1
1,2-Dichloropropane	ND		ug/l	1.0	0.14	1
Dibromochloromethane	ND		ug/l	0.50	0.15	1
1,1,2-Trichloroethane	ND		ug/l	1.5	0.50	1
Tetrachloroethene	6.0		ug/l	0.50	0.18	1
Chlorobenzene	ND		ug/l	2.5	0.70	1
Trichlorofluoromethane	ND		ug/l	2.5	0.70	1
1,2-Dichloroethane	ND		ug/l	0.50	0.13	1
1,1,1-Trichloroethane	ND		ug/l	2.5	0.70	1
Bromodichloromethane	ND		ug/l	0.50	0.19	1
trans-1,3-Dichloropropene	ND		ug/l	0.50	0.16	1
cis-1,3-Dichloropropene	ND		ug/l	0.50	0.14	1
Bromoform	0.65	J	ug/l	2.0	0.65	1
1,1,2,2-Tetrachloroethane	ND		ug/l	0.50	0.17	1
Benzene	ND		ug/l	0.50	0.16	1
Toluene	ND		ug/l	2.5	0.70	1
Ethylbenzene	ND		ug/l	2.5	0.70	1
Chloromethane	ND		ug/l	2.5	0.70	1
Bromomethane	ND		ug/l	2.5	0.70	1
Vinyl chloride	ND		ug/l	1.0	0.07	1
Chloroethane	ND		ug/l	2.5	0.70	1
1,1-Dichloroethene	ND		ug/l	0.50	0.17	1
trans-1,2-Dichloroethene	ND		ug/l	2.5	0.70	1
Trichloroethene	1.0		ug/l	0.50	0.18	1
1,2-Dichlorobenzene	ND		ug/l	2.5	0.70	1

Project Name: 136 FULLER ROAD
Project Number: 2222575.05
Lab Number: L2540187
Report Date: 07/10/25

SAMPLE RESULTS

Lab ID: L2540187-02
Client ID: INFLUENT JUN 25
Sample Location: ALBANY, NY
Date Collected: 06/26/25 10:15
Date Received: 06/26/25
Field Prep: Not Specified

Sample Depth:

Parameter	Result	Qualifier	Units	RL	MDL	Dilution Factor
Volatile Organics by GC/MS - Westborough Lab						
1,3-Dichlorobenzene	ND		ug/l	2.5	0.70	1
1,4-Dichlorobenzene	ND		ug/l	2.5	0.70	1
Methyl tert butyl ether	ND		ug/l	2.5	0.17	1
p/m-Xylene	ND		ug/l	2.5	0.70	1
o-Xylene	ND		ug/l	2.5	0.70	1
cis-1,2-Dichloroethene	6.4		ug/l	2.5	0.70	1
Styrene	ND		ug/l	2.5	0.70	1
Dichlorodifluoromethane	ND		ug/l	5.0	1.0	1
Acetone	5.4		ug/l	5.0	1.5	1
Carbon disulfide	ND		ug/l	5.0	1.0	1
2-Butanone	ND		ug/l	5.0	1.9	1
4-Methyl-2-pentanone	ND		ug/l	5.0	1.0	1
2-Hexanone	ND		ug/l	5.0	1.0	1
Bromochloromethane	ND		ug/l	2.5	0.70	1
1,2-Dibromoethane	ND		ug/l	2.0	0.65	1
1,2-Dibromo-3-chloropropane	ND		ug/l	2.5	0.70	1
Isopropylbenzene	ND		ug/l	2.5	0.70	1
1,2,3-Trichlorobenzene	ND		ug/l	2.5	0.70	1
1,2,4-Trichlorobenzene	ND		ug/l	2.5	0.70	1
Methyl Acetate	ND		ug/l	2.0	0.23	1
Cyclohexane	ND		ug/l	10	0.27	1
1,4-Dioxane	90	J	ug/l	250	61.	1
Freon-113	ND		ug/l	2.5	0.70	1
Methyl cyclohexane	ND		ug/l	10	0.40	1

Surrogate	% Recovery	Qualifier	Acceptance Criteria
1,2-Dichloroethane-d4	110		70-130
Toluene-d8	102		70-130
4-Bromofluorobenzene	102		70-130
Dibromofluoromethane	110		70-130

Project Name: 136 FULLER ROAD
Project Number: 2222575.05
Lab Number: L2540187
Report Date: 07/10/25

Method Blank Analysis
Batch Quality Control

Analytical Method: 1,8260D
Analytical Date: 07/08/25 10:49
Analyst: PID

Parameter	Result	Qualifier	Units	RL	MDL
Volatile Organics by GC/MS - Westborough Lab for sample(s): 01-02 Batch: WG2088859-5					
Methylene chloride	ND		ug/l	2.5	0.70
1,1-Dichloroethane	ND		ug/l	2.5	0.70
Chloroform	ND		ug/l	2.5	0.70
Carbon tetrachloride	ND		ug/l	0.50	0.13
1,2-Dichloropropane	ND		ug/l	1.0	0.14
Dibromochloromethane	ND		ug/l	0.50	0.15
1,1,2-Trichloroethane	ND		ug/l	1.5	0.50
Tetrachloroethene	ND		ug/l	0.50	0.18
Chlorobenzene	ND		ug/l	2.5	0.70
Trichlorofluoromethane	ND		ug/l	2.5	0.70
1,2-Dichloroethane	ND		ug/l	0.50	0.13
1,1,1-Trichloroethane	ND		ug/l	2.5	0.70
Bromodichloromethane	ND		ug/l	0.50	0.19
trans-1,3-Dichloropropene	ND		ug/l	0.50	0.16
cis-1,3-Dichloropropene	ND		ug/l	0.50	0.14
Bromoform	ND		ug/l	2.0	0.65
1,1,2,2-Tetrachloroethane	ND		ug/l	0.50	0.17
Benzene	ND		ug/l	0.50	0.16
Toluene	ND		ug/l	2.5	0.70
Ethylbenzene	ND		ug/l	2.5	0.70
Chloromethane	ND		ug/l	2.5	0.70
Bromomethane	ND		ug/l	2.5	0.70
Vinyl chloride	ND		ug/l	1.0	0.07
Chloroethane	ND		ug/l	2.5	0.70
1,1-Dichloroethene	ND		ug/l	0.50	0.17
trans-1,2-Dichloroethene	ND		ug/l	2.5	0.70
Trichloroethene	ND		ug/l	0.50	0.18
1,2-Dichlorobenzene	ND		ug/l	2.5	0.70
1,3-Dichlorobenzene	ND		ug/l	2.5	0.70

Project Name: 136 FULLER ROAD
Project Number: 2222575.05
Lab Number: L2540187
Report Date: 07/10/25

Method Blank Analysis
Batch Quality Control

Analytical Method: 1,8260D
Analytical Date: 07/08/25 10:49
Analyst: PID

Parameter	Result	Qualifier	Units	RL	MDL
Volatile Organics by GC/MS - Westborough Lab for sample(s): 01-02 Batch: WG2088859-5					
1,4-Dichlorobenzene	ND		ug/l	2.5	0.70
Methyl tert butyl ether	ND		ug/l	2.5	0.17
p/m-Xylene	ND		ug/l	2.5	0.70
o-Xylene	ND		ug/l	2.5	0.70
cis-1,2-Dichloroethene	ND		ug/l	2.5	0.70
Styrene	ND		ug/l	2.5	0.70
Dichlorodifluoromethane	ND		ug/l	5.0	1.0
Acetone	ND		ug/l	5.0	1.5
Carbon disulfide	ND		ug/l	5.0	1.0
2-Butanone	ND		ug/l	5.0	1.9
4-Methyl-2-pentanone	ND		ug/l	5.0	1.0
2-Hexanone	ND		ug/l	5.0	1.0
Bromochloromethane	ND		ug/l	2.5	0.70
1,2-Dibromoethane	ND		ug/l	2.0	0.65
1,2-Dibromo-3-chloropropane	ND		ug/l	2.5	0.70
Isopropylbenzene	ND		ug/l	2.5	0.70
1,2,3-Trichlorobenzene	ND		ug/l	2.5	0.70
1,2,4-Trichlorobenzene	ND		ug/l	2.5	0.70
Methyl Acetate	ND		ug/l	2.0	0.23
Cyclohexane	ND		ug/l	10	0.27
1,4-Dioxane	ND		ug/l	250	61.
Freon-113	ND		ug/l	2.5	0.70
Methyl cyclohexane	ND		ug/l	10	0.40

Project Name: 136 FULLER ROAD
Project Number: 2222575.05
Lab Number: L2540187
Report Date: 07/10/25

Method Blank Analysis
Batch Quality Control

Analytical Method: 1,8260D
Analytical Date: 07/08/25 10:49
Analyst: PID

Parameter	Result	Qualifier	Units	RL	MDL
Volatile Organics by GC/MS - Westborough Lab for sample(s): 01-02 Batch: WG2088859-5					

Surrogate	%Recovery	Qualifier	Acceptance Criteria
1,2-Dichloroethane-d4	114		70-130
Toluene-d8	100		70-130
4-Bromofluorobenzene	101		70-130
Dibromofluoromethane	115		70-130

Lab Control Sample Analysis
Batch Quality Control

Project Name: 136 FULLER ROAD
Project Number: 2222575.05

Lab Number: L2540187
Report Date: 07/10/25

Parameter	LCS %Recovery	Qual	LCSD %Recovery	Qual	%Recovery Limits	RPD	Qual	RPD Limits
Volatile Organics by GC/MS - Westborough Lab Associated sample(s): 01-02 Batch: WG2088859-3 WG2088859-4								
Methylene chloride	110		110		70-130	0		20
1,1-Dichloroethane	110		110		70-130	0		20
Chloroform	110		110		70-130	0		20
Carbon tetrachloride	92		87		63-132	6		20
1,2-Dichloropropane	100		100		70-130	0		20
Dibromochloromethane	97		99		63-130	2		20
1,1,2-Trichloroethane	98		100		70-130	2		20
Tetrachloroethene	97		92		70-130	5		20
Chlorobenzene	100		100		75-130	0		20
Trichlorofluoromethane	98		96		62-150	2		20
1,2-Dichloroethane	100		110		70-130	10		20
1,1,1-Trichloroethane	96		97		67-130	1		20
Bromodichloromethane	96		96		67-130	0		20
trans-1,3-Dichloropropene	96		93		70-130	3		20
cis-1,3-Dichloropropene	88		88		70-130	0		20
Bromoform	84		81		54-136	4		20
1,1,2,2-Tetrachloroethane	100		100		67-130	0		20
Benzene	100		100		70-130	0		20
Toluene	100		100		70-130	0		20
Ethylbenzene	98		98		70-130	0		20
Chloromethane	110		120		64-130	9		20
Bromomethane	94		110		39-139	16		20
Vinyl chloride	110		110		55-140	0		20

Lab Control Sample Analysis
Batch Quality Control

Project Name: 136 FULLER ROAD
Project Number: 2222575.05

Lab Number: L2540187
Report Date: 07/10/25

Parameter	LCS %Recovery	Qual	LCSD %Recovery	Qual	%Recovery Limits	RPD	Qual	RPD Limits
Volatile Organics by GC/MS - Westborough Lab Associated sample(s): 01-02 Batch: WG2088859-3 WG2088859-4								
Chloroethane	120		110		55-138	9		20
1,1-Dichloroethene	96		97		61-145	1		20
trans-1,2-Dichloroethene	110		100		70-130	10		20
Trichloroethene	99		98		70-130	1		20
1,2-Dichlorobenzene	100		110		70-130	10		20
1,3-Dichlorobenzene	100		100		70-130	0		20
1,4-Dichlorobenzene	100		100		70-130	0		20
Methyl tert butyl ether	79		81		63-130	3		20
p/m-Xylene	100		100		70-130	0		20
o-Xylene	95		100		70-130	5		20
cis-1,2-Dichloroethene	100		100		70-130	0		20
Styrene	100		100		70-130	0		20
Dichlorodifluoromethane	86		87		36-147	1		20
Acetone	76		95		58-148	**22**	Q	20
Carbon disulfide	91		86		51-130	6		20
2-Butanone	92		97		63-138	5		20
4-Methyl-2-pentanone	78		82		59-130	5		20
2-Hexanone	82		91		57-130	10		20
Bromochloromethane	110		110		70-130	0		20
1,2-Dibromoethane	93		94		70-130	1		20
1,2-Dibromo-3-chloropropane	86		90		41-144	5		20
Isopropylbenzene	88		88		70-130	0		20
1,2,3-Trichlorobenzene	97		100		70-130	3		20

Lab Control Sample Analysis
Batch Quality Control

Project Name: 136 FULLER ROAD
Project Number: 2222575.05

Lab Number: L2540187
Report Date: 07/10/25

Parameter	LCS %Recovery	Qual	LCSD %Recovery	Qual	%Recovery Limits	RPD	Qual	RPD Limits
Volatile Organics by GC/MS - Westborough Lab Associated sample(s): 01-02 Batch: WG2088859-3 WG2088859-4								
1,2,4-Trichlorobenzene	96		99		70-130	3		20
Methyl Acetate	93		100		70-130	7		20
Cyclohexane	95		93		70-130	2		20
1,4-Dioxane	86		96		56-162	11		20
Freon-113	100		100		70-130	0		20
Methyl cyclohexane	91		89		70-130	2		20

Surrogate	LCS %Recovery	Qual	LCSD %Recovery	Qual	Acceptance Criteria
1,2-Dichloroethane-d4	104		109		70-130
Toluene-d8	102		103		70-130
4-Bromofluorobenzene	98		101		70-130
Dibromofluoromethane	104		110		70-130

Project Name: 136 FULLER ROAD
Project Number: 2222575.05

Lab Number: L2540187
Report Date: 07/10/25

Sample Receipt and Container Information

Were project specific reporting limits specified? YES

Cooler Information

Cooler	Custody Seal
A	Absent

Container Information

Container ID	Container Type	Cooler	Initial pH	Final pH	Temp deg C	Pres	Seal	Frozen Date/Time	Analysis(*)
L2540187-01A	Vial HCl preserved	NA	NA			Y	Absent		NYTCL-8260-R2(14)
L2540187-01B	Vial HCl preserved	NA	NA			Y	Absent		NYTCL-8260-R2(14)
L2540187-01C	Vial HCl preserved	NA	NA			Y	Absent		NYTCL-8260-R2(14)
L2540187-02A	Vial HCl preserved	NA	NA			Y	Absent		NYTCL-8260-R2(14)
L2540187-02B	Vial HCl preserved	NA	NA			Y	Absent		NYTCL-8260-R2(14)
L2540187-02C	Vial HCl preserved	NA	NA			Y	Absent		NYTCL-8260-R2(14)

*Values in parentheses indicate holding time in days

Project Name:	136 FULLER ROAD	**Lab Number:**	L2540187
Project Number:	2222575.05	**Report Date:**	07/10/25

GLOSSARY

Acronyms

DL	- Detection Limit: This value represents the level to which target analyte concentrations are reported as estimated values, when those target analyte concentrations are quantified below the limit of quantitation (LOQ). The DL includes any adjustments from dilutions, concentrations or moisture content, where applicable. (DoD report formats only.)
EDL	- Estimated Detection Limit: This value represents the level to which target analyte concentrations are reported as estimated values, when those target analyte concentrations are quantified below the reporting limit (RL). The EDL includes any adjustments from dilutions, concentrations or moisture content, where applicable. The use of EDLs is specific to the analysis of PAHs using Solid-Phase Microextraction (SPME).
EMPC	- Estimated Maximum Possible Concentration: The concentration that results from the signal present at the retention time of an analyte when the ions meet all of the identification criteria except the ion abundance ratio criteria. An EMPC is a worst-case estimate of the concentration.
EPA	- Environmental Protection Agency.
LCS	- Laboratory Control Sample: A sample matrix, free from the analytes of interest, spiked with verified known amounts of analytes or a material containing known and verified amounts of analytes.
LCSD	- Laboratory Control Sample Duplicate: Refer to LCS.
LFB	- Laboratory Fortified Blank: A sample matrix, free from the analytes of interest, spiked with verified known amounts of analytes or a material containing known and verified amounts of analytes.
LOD	- Limit of Detection: This value represents the level to which a target analyte can reliably be detected for a specific analyte in a specific matrix by a specific method. The LOD includes any adjustments from dilutions, concentrations or moisture content, where applicable. (DoD report formats only.)
LOQ	- Limit of Quantitation: The value at which an instrument can accurately measure an analyte at a specific concentration. The LOQ includes any adjustments from dilutions, concentrations or moisture content, where applicable. (DoD report formats only.) Limit of Quantitation: The value at which an instrument can accurately measure an analyte at a specific concentration. The LOQ includes any adjustments from dilutions, concentrations or moisture content, where applicable. (DoD report formats only.)
MDL	- Method Detection Limit: This value represents the level to which target analyte concentrations are reported as estimated values, when those target analyte concentrations are quantified below the reporting limit (RL). The MDL includes any adjustments from dilutions, concentrations or moisture content, where applicable.
MS	- Matrix Spike Sample: A sample prepared by adding a known mass of target analyte to a specified amount of matrix sample for which an independent estimate of target analyte concentration is available. For Method 332.0, the spike recovery is calculated using the native concentration, including estimated values.
MSD	- Matrix Spike Sample Duplicate: Refer to MS.
NA	- Not Applicable.
NC	- Not Calculated: Term is utilized when one or more of the results utilized in the calculation are non-detect at the parameter's reporting unit.
NDPA/DPA	- N-Nitrosodiphenylamine/Diphenylamine.
NI	- Not Ignitable.
NP	- Non-Plastic: Term is utilized for the analysis of Atterberg Limits in soil.
NR	- No Results: Term is utilized when 'No Target Compounds Requested' is reported for the analysis of Volatile or Semivolatile Organic TIC only requests.
RL	- Reporting Limit: The value at which an instrument can accurately measure an analyte at a specific concentration. The RL includes any adjustments from dilutions, concentrations or moisture content, where applicable.
RPD	- Relative Percent Difference: The results from matrix and/or matrix spike duplicates are primarily designed to assess the precision of analytical results in a given matrix and are expressed as relative percent difference (RPD). Values which are less than five times the reporting limit for any individual parameter are evaluated by utilizing the absolute difference between the values; although the RPD value will be provided in the report.
SRM	- Standard Reference Material: A reference sample of a known or certified value that is of the same or similar matrix as the associated field samples.
STLP	- Semi-dynamic Tank Leaching Procedure per EPA Method 1315.
TEF	- Toxic Equivalency Factors: The values assigned to each dioxin and furan to evaluate their toxicity relative to 2,3,7,8-TCDD.
TEQ	- Toxic Equivalent: The measure of a sample's toxicity derived by multiplying each dioxin and furan by its corresponding TEF and then summing the resulting values.
TIC	- Tentatively Identified Compound: A compound that has been identified to be present and is not part of the target compound list (TCL) for the method and/or program. All TICs are qualitatively identified and reported as estimated concentrations.

Report Format: DU Report with 'J' Qualifiers

Project Name:	136 FULLER ROAD	**Lab Number:**	L2540187
Project Number:	2222575.05	**Report Date:**	07/10/25

Footnotes

1 - The reference for this analyte should be considered modified since this analyte is absent from the target analyte list of the original method.

Terms

Analytical Method: Both the document from which the method originates and the analytical reference method. (Example: EPA 8260B is shown as 1,8260B.) The codes for the reference method documents are provided in the References section of the Addendum.

Chlordane: The target compound Chlordane (CAS No. 57-74-9) is reported for GC ECD analyses. Per EPA,this compound "refers to a mixture of chlordane isomers, other chlorinated hydrocarbons and numerous other components." (Reference: USEPA Toxicological Review of Chlordane, In Support of Summary Information on the Integrated Risk Information System (IRIS), December 1997.)

Difference: With respect to Total Oxidizable Precursor (TOP) Assay analysis, the difference is defined as the Post-Treatment value minus the Pre-Treatment value.

Final pH: As it pertains to Sample Receipt & Container Information section of the report, Final pH reflects pH of container determined after adjustment at the laboratory, if applicable. If no adjustment required, value reflects Initial pH.

Frozen Date/Time: With respect to Volatile Organics in soil, Frozen Date/Time reflects the date/time at which associated Reagent Water-preserved vials were initially frozen. Note: If frozen date/time is beyond 48 hours from sample collection, value will be reflected in 'bold'.

Gasoline Range Organics (GRO): Gasoline Range Organics (GRO) results include all chromatographic peaks eluting from Methyl tert butyl ether through Naphthalene, with the exception of GRO analysis in support of State of Ohio programs, which includes all chromatographic peaks eluting from Hexane through Dodecane.

Initial pH: As it pertains to Sample Receipt & Container Information section of the report, Initial pH reflects pH of container determined upon receipt, if applicable.

PAH Total: With respect to Alkylated PAH analyses, the 'PAHs, Total' result is defined as the summation of results for all or a subset of the following compounds: Naphthalene, C1-C4 Naphthalenes, 2-Methylnaphthalene, 1-Methylnaphthalene, Biphenyl, Acenaphthylene, Acenaphthene, Fluorene, C1-C3 Fluorenes, Phenanthrene, C1-C4 Phenanthrenes/Anthracenes, Anthracene, Fluoranthene, Pyrene, C1-C4 Fluoranthenes/Pyrenes, Benz(a)anthracene, Chrysene, C1-C4 Chrysenes, Benzo(b)fluoranthene, Benzo(j)+(k)fluoranthene, Benzo(e)pyrene, Benzo(a)pyrene, Perylene, Indeno(1,2,3-cd)pyrene, Dibenz(ah)+(ac)anthracene, Benzo(g,h,i)perylene. If a 'Total' result is requested, the results of its individual components will also be reported.

PFAS Total: With respect to PFAS analyses, the 'PFAS, Total (5)' result is defined as the summation of results for: PFHpA, PFHxS, PFOA, PFNA and PFOS. In addition, the 'PFAS, Total (6)' result is defined as the summation of results for: PFHpA, PFHxS, PFOA, PFNA, PFDA and PFOS. For MassDEP DW compliance analysis only, the 'PFAS, Total (6)' result is defined as the summation of results at or above the RL. Note: If a 'Total' result is requested, the results of its individual components will also be reported.

Total: With respect to Organic analyses, a 'Total' result is defined as the summation of results for individual isomers or Aroclors. If a 'Total' result is requested, the results of its individual components will also be reported. This is applicable to 'Total' results for methods 8260, 8081 and 8082.

Data Qualifiers

A - Spectra identified as "Aldol Condensates" are byproducts of the extraction/concentration procedures when acetone is introduced in the process.

B - The analyte was detected above the reporting limit in the associated method blank. Flag only applies to associated field samples that have detectable concentrations of the analyte at less than ten times (10x) the concentration found in the blank. For MCP-related projects, flag only applies to associated field samples that have detectable concentrations of the analyte at less than ten times (10x) the concentration found in the blank. For DOD-related projects, flag only applies to associated field samples that have detectable concentrations of the analyte at less than ten times (10x) the concentration found in the blank AND the analyte was detected above one-half the reporting limit (or above the reporting limit for common lab contaminants) in the associated method blank. For NJ-Air-related projects, flag only applies to associated field samples that have detectable concentrations of the analyte above the reporting limit. For NJ-related projects (excluding Air), flag only applies to associated field samples that have detectable concentrations of the analyte, which was detected above the reporting limit in the associated method blank or above five times the reporting limit for common lab contaminants (Phthalates, Acetone, Methylene Chloride, 2-Butanone).

C - Co-elution: The target analyte co-elutes with a known lab standard (i.e. surrogate, internal standards, etc.) for co-extracted analyses.

D - Concentration of analyte was quantified from diluted analysis. Flag only applies to field samples that have detectable concentrations of the analyte.

E - Concentration of analyte exceeds the range of the calibration curve and/or linear range of the instrument.

F - The ratio of quantifier ion response to qualifier ion response falls outside of the laboratory criteria. Results are considered to be an estimated maximum concentration.

G - The concentration may be biased high due to matrix interferences (i.e, co-elution) with non-target compound(s). The result should be considered estimated.

H - The analysis of pH was performed beyond the regulatory-required holding time of 15 minutes from the time of sample collection.

I - The lower value for the two columns has been reported due to obvious interference.

J - Estimated value. The Target analyte concentration is below the quantitation limit (RL), but above the Method Detection Limit (MDL) or Estimated Detection Limit (EDL) for SPME-related analyses. This represents an estimated concentration for Tentatively

Report Format: DU Report with 'J' Qualifiers

Project Name:	136 FULLER ROAD	**Lab Number:**	L2540187
Project Number:	2222575.05	**Report Date:**	07/10/25

Data Qualifiers

Identified Compounds (TICs). For calculated parameters, this represents that one or more values used in the calculation were estimated.

M - Reporting Limit (RL) exceeds the MCP CAM Reporting Limit for this analyte.

ND - Not detected at the method detection limit (MDL) for the sample, or estimated detection limit (EDL) for SPME-related analyses.

NJ - Presumptive evidence of compound. This represents an estimated concentration for Tentatively Identified Compounds (TICs), where the identification is based on a mass spectral library search.

P - The RPD between the results for the two columns exceeds the method-specified criteria.

Q - The quality control sample exceeds the associated acceptance criteria. For DOD-related projects, LCS and/or Continuing Calibration Standard exceedences are also qualified on all associated sample results. Note: This flag is not applicable for matrix spike recoveries when the sample concentration is greater than 4x the spike added or for batch duplicate RPD when the sample concentrations are less than 5x the RL. (Metals only.)

R - Analytical results are from sample re-analysis.

RE - Analytical results are from sample re-extraction.

S - Analytical results are from modified screening analysis.

V - The surrogate associated with this target analyte has a recovery outside the QC acceptance limits. (Applicable to MassDEP DW Compliance samples only.)

Z - The batch matrix spike and/or duplicate associated with this target analyte has a recovery/RPD outside the QC acceptance limits. (Applicable to MassDEP DW Compliance samples only.)

Report Format: DU Report with 'J' Qualifiers

Project Name: 136 FULLER ROAD
Project Number: 2222575.05
Lab Number: L2540187
Report Date: 07/10/25

REFERENCES

1 Test Methods for Evaluating Solid Waste: Physical/Chemical Methods. EPA SW-846. Third Edition. Updates I - VI, 2018.

LIMITATION OF LIABILITIES

Pace Analytical Services performs services with reasonable care and diligence normal to the analytical testing laboratory industry. In the event of an error, the sole and exclusive responsibility of Pace Analytical Services shall be to re-perform the work at it's own expense. In no event shall Pace Analytical Services be held liable for any incidental, consequential or special damages, including but not limited to, damages in any way connected with the use of, interpretation of, information or analysis provided by Pace Analytical Services.

We strongly urge our clients to comply with EPA protocol regarding sample volume, preservation, cooling, containers, sampling procedures, holding time and splitting of samples in the field.

Certification Information

The following analytes are not included in our Primary NELAP Scope of Accreditation:

Westborough Facility – 8 Walkup Dr. Westborough, MA 01581
EPA 624.1: m/p-xylene, o-xylene, Naphthalene
EPA 625.1: alpha-Terpineol
EPA 8260D: NPW: 1,2,4,5-Tetramethylbenzene; 4-Ethyltoluene; SCM: Iodomethane (methyl iodide), 1,2,4,5-Tetramethylbenzene; 4-Ethyltoluene.
EPA 8270E: NPW: Dimethylnaphthalene,1,4-Diphenylhydrazine, alpha-Terpineol, Azobenzene; SCM: Dimethylnaphthalene,1,4-Diphenylhydrazine.
SM4500: NPW: Amenable Cyanide; SCM: Total Phosphorus, TKN, NO2, NO3.

Mansfield Facility – 320 Forbes Blvd. Mansfield, MA 02048
SM 2540D: TSS.
EPA TO-15: Halothane, 2,4,4-Trimethyl-2-pentene, 2,4,4-Trimethyl-1-pentene, Thiophene, 2-Methylthiophene, 3-Methylthiophene, 2-Ethylthiophene, 1,2,3-Trimethylbenzene, Indan, Indene, 1,2,4,5-Tetramethylbenzene, Benzothiophene, 1-Methylnaphthalene.
MADEP-APH.
Nonpotable Water: EPA RSK-175 Dissolved Gases
Biological Tissue Matrix: EPA 3050B

Mansfield Facility – 120 Forbes Blvd. Mansfield, MA 02048
EPA TO-15: Halothane, 2,4,4-Trimethyl-2-pentene, 2,4,4-Trimethyl-1-pentene, Thiophene, 2-Methylthiophene, 3-Methylthiophene, 2-Ethylthiophene, 1,2,3-Trimethylbenzene, Indan, Indene, 1,2,4,5-Tetramethylbenzene, Benzothiophene, 1-Methylnaphthalene.
Nonpotable Water: EPA RSK-175 Dissolved Gases

The following test method is not included in our New Jersey Secondary NELAP Scope of Accreditation:

Mansfield Facility – 320 Forbes Blvd. Mansfield, MA 02048
Determination of Selected Perfluorinated Alkyl Substances by Solid Phase Extraction and Liquid Chromatography/Tandem Mass Spectrometry Isotope Dilution (via Alpha SOP 23528)

The following analytes are included in our Massachusetts DEP Scope of Accreditation

Westborough Facility – 8 Walkup Dr. Westborough, MA 01581

Drinking Water
EPA 300.0: Chloride, Nitrate-N, Fluoride, Sulfate; **EPA 353.2**: Nitrate-N, Nitrite-N; **SM4500NO3-F**: Nitrate-N, Nitrite-N; **SM4500F-C, SM4500CN-CE, EPA 180.1, SM2130B, SM4500Cl-D, SM2320B, SM2540C, SM4500H-B, SM4500NO2-B**
EPA 524.2: THMs and VOCs; **EPA 504.1:** EDB, DBCP.
Microbiology: **SM9215B; SM9223-P/A, SM9223B-Colilert-QT,SM9222D**.

Non-Potable Water
SM4500H,B, EPA 120.1, SM2510B, SM2540C, SM2320B, SM4500CL-E, SM4500F-BC, SM4500NH3-BH: Ammonia-N and Kjeldahl-N, **EPA 350.1**: Ammonia-N, **LACHAT 10-107-06-1-B**: Ammonia-N, **EPA 351.1, SM4500NO3-F, EPA 353.2**: Nitrate-N**, SM4500P-E, SM4500P-B, E, SM4500SO4-E, SM5220D, EPA 410.4, SM5210B, SM5310C, SM4500CL-D, EPA 1664, EPA 420.1, SM4500-CN-CE, SM2540D, EPA 300: Chloride, Sulfate, Nitrate.**
EPA 624.1: Volatile Halocarbons & Aromatics,
EPA 608.3: Chlordane, Toxaphene, Aldrin, alpha-BHC, beta-BHC, gamma-BHC, delta-BHC, Dieldrin, DDD, DDE, DDT, Endosulfan I, Endosulfan II, Endosulfan sulfate, Endrin, Endrin Aldehyde, Heptachlor, Heptachlor Epoxide, PCBs
EPA 625.1: SVOC (Acid/Base/Neutral Extractables).
Microbiology: **SM9223B-Colilert-QT; Enterolert-QT, EPA 1600, EPA 1603, SM9222D.**

Mansfield Facility – 320 Forbes Blvd. Mansfield, MA 02048

Drinking Water
EPA 200.7: Al, Ba, Cd, Cr, Cu, Fe, Mn, Ni, Na, Ag, Ca, Zn. **EPA 200.8:** Al, Sb, As, Ba, Be, Cd, Cr, Cu, Pb, Mn, Ni, Se, Ag, TL, Zn. **EPA 245.1** Hg.
EPA 522, EPA 537.1.

Non-Potable Water
EPA 200.7: Al, Sb, As, Be, Cd, Ca, Cr, Co, Cu, Fe, Pb, Mg, Mn, Mo, Ni, K, Se, Ag, Na, Sr, TL, Ti, V, Zn.
EPA 200.8: Al, Sb**,** As, Be, Cd, Cr, Cu, Fe, Pb, Mn, Ni, K, Se, Ag, Na, TL, Zn.
EPA 245.1 Hg.
SM2340B

Certification IDs:

Westborough Facility – 8 Walkup Dr. Westborough, MA 01581
CT PH-0826, IL 200077, IN C-MA-03, KY JY98045, ME MA00086, MD 348, MA M-MA086, NH 2064, NJ MA935, NY 11148, NC (DW) 25700, NC (NPW/SCM) 666, OR MA-1316, PA 68-03671, RI LAO00065, TX T104704476, VT VT-0935, VA 460195

Mansfield Facility – 320 Forbes Blvd. Mansfield, MA 02048
CT PH-0825, ANAB/DoD L2474, IL 200081, IN C-MA-04, KY KY98046, LA 3090, ME MA00030, MI 9110, MN 025-999-495, NH 2062, NJ MA015, NY 11627, NC (NPW/SCM) 685, OR MA-0262, PA 68-02089, RI LAO00299, TX T-104704419, VT VT-0015, VA 460194, WA C954

Mansfield Facility – 120 Forbes Blvd. Mansfield, MA 02048
ANAB/DoD L2474, ME MA01156, MN 025-999-498, NH 2249, NJ MA025, NY 12191, OR 4203, TX T104704583, VA 460311, WA C1104.

For a complete listing of analytes and methods, please contact your Project Manager.

ALPHA

Westborough, MA 01581
8 Walkup Dr.
TEL: 508-898-9220
FAX: 508-898-9193

Mansfield, MA 02048
320 Forbes Blvd
TEL: 508-822-9300
FAX: 508-822-3288

NEW YORK CHAIN OF CUSTODY

Service Centers
Mahwah, NJ 07430: 35 Whitney Rd, Suite 5
Albany, NY 12205: 14 Walker Way
Tonawanda, NY 14150: 275 Cooper Ave, Suite 105

Page 1 of 1

Date Rec'd in Lab: 6/27/25

ALPHA Job # L2510187

Client Information

Client: LaBella PSS
Address: 7 British American Blvd. Latham
Phone: 720-626-6362
Fax:
Email: BFields@LaBellapc.com

Project Information

Project Name: 130 Fuller Road
Project Location: Albany NY
Project #: 2222525.05
(Use Project name as Project #)
Project Manager: Brandon Fields
ALPHAQuote #:

Turn-Around Time

Standard: ☒
Rush (only if pre approved): ☐
Due Date:
# of Days:

These samples have been previously analyzed by Alpha ☐

Other project specific requirements/comments:

Please specify Metals or TAL.

Deliverables

ASP-A ☐ ASP-B ☐
EQuIS (1 File) ☐ EQuIS (4 File) ☐
Other ☐

Regulatory Requirement

NY TOGS ☐ NY Part 375 ☐
AWQ Standards ☐ NY CP-51 ☐
NY Restricted Use ☐ Other ☐
NY Unrestricted Use ☐
NYC Sewer Discharge ☐

Billing Information

☒ Same as Client Info
PO #:

Disposal Site Information

Please identify below location of applicable disposal facilities.
Disposal Facility:
NJ ☐ NY ☐
Other ☐

ANALYSIS

8260 VOC

Sample Filtration
☐ Done
☐ Lab to do
Preservation
☐ Lab to do
(Please Specify below)

Sample Specific Comments

ALPHA Lab ID (Lab Use Only)	Sample ID	Collection Date	Collection Time	Sample Matrix	Sampler's Initials	8260 VOC
L2510187-01	Effluent JUN 25	6/26	1010	GW	AK	X
02	Influent JUN 25	6/26	1013	GW	AK	X

Container Type: V
Preservative: B

Preservative Code:
A = None
B = HCl
C = HNO_3
D = H_2SO_4
E = NaOH
F = MeOH
G = NaHSO
H = $Na_2S_2O_3$
I = Ascorbic Acid
J = NH4Cl

Container Code:
P = Plastic
A = Amber Glass
V = Vial
G = Glass
B = Bacteria Cup
C = Cube
O = Other
E = Encore
D = BOD Bottle

Westboro: Certification No: MA935
Mansfield: Certification No: MA015

Relinquished By:	Date/Time	Received By:	Date/Time
[signature]	6/26/25 1100	[signature]	6/26/25 11:00
[signature]	6/26/25 1100	[signature]	6/26 2200
[signature]	6/27 730	[signature]	6/27/25 0300

Please print clearly, legibly and completely. Samples can not be logged in and turnaround time clock will not start until any ambiguities are resolved. BY EXECUTING THIS COC, THE CLIENT HAS READ AND AGREES TO BE BOUND BY ALPHA'S TERMS & CONDITIONS. (See reverse side.)

Form No: 01-25 HC (rev. 30-Sept-2013)

Sample Delivery Group Summary

Pace Job Number : L2540187

Account Name : LaBella Associates, P.C.
Project Number : 2222575.05
Project Name : 136 FULLER ROAD

Received : 26-JUN-2025
Reviewer : Kevin Law

Delivery Information

Samples Delivered By : Pace Courier

Chain of Custody : Present

Cooler Information

Cooler	Seal/Seal#	Preservation	Temperature(°C)	Additional Information
A	Absent/	Ice	3.0	

Condition Information

1) All samples on COC received?	**YES**
2) Extra samples received?	**NO**
3) Are there any sample container discrepancies?	**NO**
4) Are there any discrepancies between COC & sample labels?	**NO**
5) Are samples in appropriate containers for requested analysis?	**YES**
6) Are samples properly preserved for requested analysis?	**YES**
7) Are samples within holding time for requested analysis?	**YES**
8) All sampling equipment returned?	**NA**

Volatile Organics/VPH

1) Reagent Water Vials Frozen by Client?	**NO**

ANALYTICAL REPORT

Lab Number:	L2532906
Client:	Labella Associates Latham NY 4 British American Blvd Latham, NY 12110
ATTN:	Branson Fields
Phone:	(720) 626-6362
Project Name:	136 FULLER ROAD
Project Number:	2222575.05
Report Date:	06/10/25

The original project report/data package is held by Pace Analytical Services. This report/data package is paginated and should be reproduced only in its entirety. Pace Analytical Services holds no responsibility for results and/or data that are not consistent with the original.

Certifications & Approvals: MA (M-MA086), NH NELAP (2064), CT (PH-0826), IL (200077), IN (C-MA-03), KY (KY98045), ME (MA00086), MD (348), NJ (MA935), NY (11148), NC (25700/666), OR (MA-1316), PA (68-03671), RI (LAO00065), TX (T104704476), VT (VT-0935), VA (460195), USDA (Permit #525-23-122-91930A1).

Eight Walkup Drive, Westborough, MA 01581-1019
508-898-9220 (Fax) 508-898-9193 800-624-9220 - www.alphalab.com

Project Name: 136 FULLER ROAD
Project Number: 2222575.05

Lab Number: L2532906
Report Date: 06/10/25

Lab Sample ID	Client ID	Matrix	Sample Location	Collection Date/Time	Receive Date
L2532906-01	INFLUENT_MAY25	WATER	ALBANY, NY	05/27/25 12:15	05/27/25
L2532906-02	EFFLUENT_MAY25	WATER	ALBANY, NY	05/27/25 12:25	05/27/25

Project Name:	136 FULLER ROAD	**Lab Number:**	L2532906
Project Number:	2222575.05	**Report Date:**	06/10/25

Case Narrative

The samples were received in accordance with the Chain of Custody and no significant deviations were encountered during the preparation or analysis unless otherwise noted. Sample Receipt, Container Information, and the Chain of Custody are located at the back of the report.

Results contained within this report relate only to the samples submitted under this Pace Lab Number and meet NELAP requirements for all NELAP accredited parameters unless otherwise noted in the following narrative. The data presented in this report is organized by parameter (i.e. VOC, SVOC, etc.). Sample specific Quality Control data (i.e. Surrogate Spike Recovery) is reported at the end of the target analyte list for each individual sample, followed by the Laboratory Batch Quality Control at the end of each parameter. Tentatively Identified Compounds (TICs), if requested, are reported for compounds identified to be present and are not part of the method/program Target Compound List, even if only a subset of the TCL are being reported. If a sample was re-analyzed or re-extracted due to a required quality control corrective action and if both sets of data are reported, the Laboratory ID of the re-analysis or re-extraction is designated with an "R" or "RE", respectively.

When multiple Batch Quality Control elements are reported (e.g. more than one LCS), the associated samples for each element are noted in the grey shaded header line of each data table. Any Laboratory Batch, Sample Specific % recovery or RPD value that is outside the listed Acceptance Criteria is bolded in the report. In reference to questions H (CAM) or 4 (RCP) when "NO" is checked, the performance criteria for CAM and RCP methods allow for some quality control failures to occur and still be within method compliance. In these instances, the specific failure is not narrated but noted in the associated QC Outlier Summary Report, located directly after the Case Narrative. QC information is also incorporated in the Data Usability Assessment table (Format 11) of our Data Merger tool, where it can be reviewed in conjunction with the sample result, associated regulatory criteria and any associated data usability implications.

Soil/sediments and solids are reported on a dry weight basis unless otherwise noted. Tissues are reported "as received" or on a wet weight basis, unless otherwise noted. Definitions of all data qualifiers and acronyms used in this report are provided in the Glossary located at the back of the report.

HOLD POLICY - For samples submitted on hold, Pace's policy is to hold samples (with the exception of Air canisters) free of charge for 21 calendar days from the date the project is completed. After 21 calendar days, we will dispose of all samples submitted including those put on hold unless you have contacted your Pace Project Manager and made arrangements for Pace to continue to hold the samples. Air canisters will be disposed after 3 business days from the date the project is completed.

Please contact Project Management at 800-624-9220 with any questions.

Project Name:	136 FULLER ROAD	**Lab Number:**	L2532906
Project Number:	2222575.05	**Report Date:**	06/10/25

Case Narrative (continued)

Report Submission

All non-detect (ND) or estimated concentrations (J-qualified) have been quantitated to the limit noted in the MDL column.

I, the undersigned, attest under the pains and penalties of perjury that, to the best of my knowledge and belief and based upon my personal inquiry of those responsible for providing the information contained in this analytical report, such information is accurate and complete. This certificate of analysis is not complete unless this page accompanies any and all pages of this report.

Authorized Signature: Caitlin Walukevich

Caitlin Walukevich

Title: Technical Director/Representative

Date: 06/10/25

ORGANICS

VOLATILES

Project Name: 136 FULLER ROAD
Project Number: 2222575.05
Lab Number: L2532906
Report Date: 06/10/25

SAMPLE RESULTS

Lab ID: L2532906-01
Client ID: INFLUENT_MAY25
Sample Location: ALBANY, NY
Date Collected: 05/27/25 12:15
Date Received: 05/27/25
Field Prep: Not Specified

Sample Depth:
Matrix: Water
Analytical Method: 1,8260D
Analytical Date: 06/06/25 17:24
Analyst: PID

Parameter	Result	Qualifier	Units	RL	MDL	Dilution Factor
Volatile Organics by GC/MS - Westborough Lab						
Methylene chloride	ND		ug/l	2.5	0.70	1
1,1-Dichloroethane	0.98	J	ug/l	2.5	0.70	1
Chloroform	ND		ug/l	2.5	0.70	1
Carbon tetrachloride	ND		ug/l	0.50	0.13	1
1,2-Dichloropropane	ND		ug/l	1.0	0.14	1
Dibromochloromethane	ND		ug/l	0.50	0.15	1
1,1,2-Trichloroethane	ND		ug/l	1.5	0.50	1
Tetrachloroethene	9.7		ug/l	0.50	0.18	1
Chlorobenzene	ND		ug/l	2.5	0.70	1
Trichlorofluoromethane	ND		ug/l	2.5	0.70	1
1,2-Dichloroethane	ND		ug/l	0.50	0.13	1
1,1,1-Trichloroethane	0.85	J	ug/l	2.5	0.70	1
Bromodichloromethane	ND		ug/l	0.50	0.19	1
trans-1,3-Dichloropropene	ND		ug/l	0.50	0.16	1
cis-1,3-Dichloropropene	ND		ug/l	0.50	0.14	1
Bromoform	ND		ug/l	2.0	0.65	1
1,1,2,2-Tetrachloroethane	ND		ug/l	0.50	0.17	1
Benzene	ND		ug/l	0.50	0.16	1
Toluene	ND		ug/l	2.5	0.70	1
Ethylbenzene	ND		ug/l	2.5	0.70	1
Chloromethane	ND		ug/l	2.5	0.70	1
Bromomethane	ND		ug/l	2.5	0.70	1
Vinyl chloride	ND		ug/l	1.0	0.07	1
Chloroethane	ND		ug/l	2.5	0.70	1
1,1-Dichloroethene	ND		ug/l	0.50	0.17	1
trans-1,2-Dichloroethene	ND		ug/l	2.5	0.70	1
Trichloroethene	1.7		ug/l	0.50	0.18	1
1,2-Dichlorobenzene	ND		ug/l	2.5	0.70	1

Project Name: 136 FULLER ROAD
Project Number: 2222575.05
Lab Number: L2532906
Report Date: 06/10/25

SAMPLE RESULTS

Lab ID: L2532906-01
Client ID: INFLUENT_MAY25
Sample Location: ALBANY, NY
Date Collected: 05/27/25 12:15
Date Received: 05/27/25
Field Prep: Not Specified

Sample Depth:

Parameter	Result	Qualifier	Units	RL	MDL	Dilution Factor
Volatile Organics by GC/MS - Westborough Lab						
1,3-Dichlorobenzene	ND		ug/l	2.5	0.70	1
1,4-Dichlorobenzene	ND		ug/l	2.5	0.70	1
Methyl tert butyl ether	ND		ug/l	2.5	0.17	1
p/m-Xylene	ND		ug/l	2.5	0.70	1
o-Xylene	ND		ug/l	2.5	0.70	1
cis-1,2-Dichloroethene	9.1		ug/l	2.5	0.70	1
Styrene	ND		ug/l	2.5	0.70	1
Dichlorodifluoromethane	ND		ug/l	5.0	1.0	1
Acetone	3.7	J	ug/l	5.0	1.5	1
Carbon disulfide	ND		ug/l	5.0	1.0	1
2-Butanone	ND		ug/l	5.0	1.9	1
4-Methyl-2-pentanone	ND		ug/l	5.0	1.0	1
2-Hexanone	ND		ug/l	5.0	1.0	1
Bromochloromethane	ND		ug/l	2.5	0.70	1
1,2-Dibromoethane	ND		ug/l	2.0	0.65	1
1,2-Dibromo-3-chloropropane	ND		ug/l	2.5	0.70	1
Isopropylbenzene	ND		ug/l	2.5	0.70	1
1,2,3-Trichlorobenzene	ND		ug/l	2.5	0.70	1
1,2,4-Trichlorobenzene	ND		ug/l	2.5	0.70	1
Methyl Acetate	ND		ug/l	2.0	0.23	1
Cyclohexane	ND		ug/l	10	0.27	1
1,4-Dioxane	84	J	ug/l	250	61.	1
Freon-113	ND		ug/l	2.5	0.70	1
Methyl cyclohexane	ND		ug/l	10	0.40	1

Surrogate	% Recovery	Qualifier	Acceptance Criteria
1,2-Dichloroethane-d4	95		70-130
Toluene-d8	100		70-130
4-Bromofluorobenzene	100		70-130
Dibromofluoromethane	99		70-130

Project Name: 136 FULLER ROAD
Project Number: 2222575.05
Lab Number: L2532906
Report Date: 06/10/25

SAMPLE RESULTS

Lab ID: L2532906-02
Client ID: EFFLUENT_MAY25
Sample Location: ALBANY, NY

Date Collected: 05/27/25 12:25
Date Received: 05/27/25
Field Prep: Not Specified

Sample Depth:
Matrix: Water
Analytical Method: 1,8260D
Analytical Date: 06/06/25 17:50
Analyst: PID

Parameter	Result	Qualifier	Units	RL	MDL	Dilution Factor
Volatile Organics by GC/MS - Westborough Lab						
Methylene chloride	ND		ug/l	2.5	0.70	1
1,1-Dichloroethane	ND		ug/l	2.5	0.70	1
Chloroform	ND		ug/l	2.5	0.70	1
Carbon tetrachloride	ND		ug/l	0.50	0.13	1
1,2-Dichloropropane	ND		ug/l	1.0	0.14	1
Dibromochloromethane	ND		ug/l	0.50	0.15	1
1,1,2-Trichloroethane	ND		ug/l	1.5	0.50	1
Tetrachloroethene	ND		ug/l	0.50	0.18	1
Chlorobenzene	ND		ug/l	2.5	0.70	1
Trichlorofluoromethane	ND		ug/l	2.5	0.70	1
1,2-Dichloroethane	ND		ug/l	0.50	0.13	1
1,1,1-Trichloroethane	ND		ug/l	2.5	0.70	1
Bromodichloromethane	ND		ug/l	0.50	0.19	1
trans-1,3-Dichloropropene	ND		ug/l	0.50	0.16	1
cis-1,3-Dichloropropene	ND		ug/l	0.50	0.14	1
Bromoform	ND		ug/l	2.0	0.65	1
1,1,2,2-Tetrachloroethane	ND		ug/l	0.50	0.17	1
Benzene	ND		ug/l	0.50	0.16	1
Toluene	ND		ug/l	2.5	0.70	1
Ethylbenzene	ND		ug/l	2.5	0.70	1
Chloromethane	ND		ug/l	2.5	0.70	1
Bromomethane	ND		ug/l	2.5	0.70	1
Vinyl chloride	ND		ug/l	1.0	0.07	1
Chloroethane	ND		ug/l	2.5	0.70	1
1,1-Dichloroethene	ND		ug/l	0.50	0.17	1
trans-1,2-Dichloroethene	ND		ug/l	2.5	0.70	1
Trichloroethene	ND		ug/l	0.50	0.18	1
1,2-Dichlorobenzene	ND		ug/l	2.5	0.70	1

Project Name: 136 FULLER ROAD
Project Number: 2222575.05
Lab Number: L2532906
Report Date: 06/10/25

SAMPLE RESULTS

Lab ID: L2532906-02
Client ID: EFFLUENT_MAY25
Sample Location: ALBANY, NY
Date Collected: 05/27/25 12:25
Date Received: 05/27/25
Field Prep: Not Specified

Sample Depth:

Parameter	Result	Qualifier	Units	RL	MDL	Dilution Factor
Volatile Organics by GC/MS - Westborough Lab						
1,3-Dichlorobenzene	ND		ug/l	2.5	0.70	1
1,4-Dichlorobenzene	ND		ug/l	2.5	0.70	1
Methyl tert butyl ether	ND		ug/l	2.5	0.17	1
p/m-Xylene	ND		ug/l	2.5	0.70	1
o-Xylene	ND		ug/l	2.5	0.70	1
cis-1,2-Dichloroethene	ND		ug/l	2.5	0.70	1
Styrene	ND		ug/l	2.5	0.70	1
Dichlorodifluoromethane	ND		ug/l	5.0	1.0	1
Acetone	4.1	J	ug/l	5.0	1.5	1
Carbon disulfide	ND		ug/l	5.0	1.0	1
2-Butanone	ND		ug/l	5.0	1.9	1
4-Methyl-2-pentanone	ND		ug/l	5.0	1.0	1
2-Hexanone	ND		ug/l	5.0	1.0	1
Bromochloromethane	ND		ug/l	2.5	0.70	1
1,2-Dibromoethane	ND		ug/l	2.0	0.65	1
1,2-Dibromo-3-chloropropane	ND		ug/l	2.5	0.70	1
Isopropylbenzene	ND		ug/l	2.5	0.70	1
1,2,3-Trichlorobenzene	ND		ug/l	2.5	0.70	1
1,2,4-Trichlorobenzene	ND		ug/l	2.5	0.70	1
Methyl Acetate	ND		ug/l	2.0	0.23	1
Cyclohexane	ND		ug/l	10	0.27	1
1,4-Dioxane	ND		ug/l	250	61.	1
Freon-113	ND		ug/l	2.5	0.70	1
Methyl cyclohexane	ND		ug/l	10	0.40	1

Surrogate	% Recovery	Qualifier	Acceptance Criteria
1,2-Dichloroethane-d4	93		70-130
Toluene-d8	98		70-130
4-Bromofluorobenzene	100		70-130
Dibromofluoromethane	99		70-130

Project Name: 136 FULLER ROAD
Project Number: 2222575.05
Lab Number: L2532906
Report Date: 06/10/25

Method Blank Analysis
Batch Quality Control

Analytical Method: 1,8260D
Analytical Date: 06/06/25 12:57
Analyst: PID

Parameter	Result	Qualifier	Units	RL	MDL
Volatile Organics by GC/MS - Westborough Lab for sample(s): 01-02 Batch: WG2076281-5					
Methylene chloride	ND		ug/l	2.5	0.70
1,1-Dichloroethane	ND		ug/l	2.5	0.70
Chloroform	ND		ug/l	2.5	0.70
Carbon tetrachloride	ND		ug/l	0.50	0.13
1,2-Dichloropropane	ND		ug/l	1.0	0.14
Dibromochloromethane	ND		ug/l	0.50	0.15
1,1,2-Trichloroethane	ND		ug/l	1.5	0.50
Tetrachloroethene	ND		ug/l	0.50	0.18
Chlorobenzene	ND		ug/l	2.5	0.70
Trichlorofluoromethane	ND		ug/l	2.5	0.70
1,2-Dichloroethane	ND		ug/l	0.50	0.13
1,1,1-Trichloroethane	ND		ug/l	2.5	0.70
Bromodichloromethane	ND		ug/l	0.50	0.19
trans-1,3-Dichloropropene	ND		ug/l	0.50	0.16
cis-1,3-Dichloropropene	ND		ug/l	0.50	0.14
Bromoform	ND		ug/l	2.0	0.65
1,1,2,2-Tetrachloroethane	ND		ug/l	0.50	0.17
Benzene	ND		ug/l	0.50	0.16
Toluene	ND		ug/l	2.5	0.70
Ethylbenzene	ND		ug/l	2.5	0.70
Chloromethane	ND		ug/l	2.5	0.70
Bromomethane	ND		ug/l	2.5	0.70
Vinyl chloride	ND		ug/l	1.0	0.07
Chloroethane	ND		ug/l	2.5	0.70
1,1-Dichloroethene	ND		ug/l	0.50	0.17
trans-1,2-Dichloroethene	ND		ug/l	2.5	0.70
Trichloroethene	ND		ug/l	0.50	0.18
1,2-Dichlorobenzene	ND		ug/l	2.5	0.70
1,3-Dichlorobenzene	ND		ug/l	2.5	0.70

Project Name: 136 FULLER ROAD
Project Number: 2222575.05
Lab Number: L2532906
Report Date: 06/10/25

Method Blank Analysis
Batch Quality Control

Analytical Method: 1,8260D
Analytical Date: 06/06/25 12:57
Analyst: PID

Parameter	Result	Qualifier	Units	RL	MDL
Volatile Organics by GC/MS - Westborough Lab for sample(s): 01-02 Batch: WG2076281-5					
1,4-Dichlorobenzene	ND		ug/l	2.5	0.70
Methyl tert butyl ether	ND		ug/l	2.5	0.17
p/m-Xylene	ND		ug/l	2.5	0.70
o-Xylene	ND		ug/l	2.5	0.70
cis-1,2-Dichloroethene	ND		ug/l	2.5	0.70
Styrene	ND		ug/l	2.5	0.70
Dichlorodifluoromethane	ND		ug/l	5.0	1.0
Acetone	ND		ug/l	5.0	1.5
Carbon disulfide	ND		ug/l	5.0	1.0
2-Butanone	ND		ug/l	5.0	1.9
4-Methyl-2-pentanone	ND		ug/l	5.0	1.0
2-Hexanone	ND		ug/l	5.0	1.0
Bromochloromethane	ND		ug/l	2.5	0.70
1,2-Dibromoethane	ND		ug/l	2.0	0.65
1,2-Dibromo-3-chloropropane	ND		ug/l	2.5	0.70
Isopropylbenzene	ND		ug/l	2.5	0.70
1,2,3-Trichlorobenzene	ND		ug/l	2.5	0.70
1,2,4-Trichlorobenzene	ND		ug/l	2.5	0.70
Methyl Acetate	ND		ug/l	2.0	0.23
Cyclohexane	ND		ug/l	10	0.27
1,4-Dioxane	ND		ug/l	250	61.
Freon-113	ND		ug/l	2.5	0.70
Methyl cyclohexane	ND		ug/l	10	0.40

Project Name: 136 FULLER ROAD
Project Number: 2222575.05
Lab Number: L2532906
Report Date: 06/10/25

Method Blank Analysis
Batch Quality Control

Analytical Method: 1,8260D
Analytical Date: 06/06/25 12:57
Analyst: PID

Parameter	Result	Qualifier	Units	RL	MDL
Volatile Organics by GC/MS - Westborough Lab for sample(s): 01-02 Batch: WG2076281-5					

Surrogate	%Recovery	Qualifier	Acceptance Criteria
1,2-Dichloroethane-d4	94		70-130
Toluene-d8	99		70-130
4-Bromofluorobenzene	100		70-130
Dibromofluoromethane	100		70-130

Lab Control Sample Analysis
Batch Quality Control

Project Name: 136 FULLER ROAD
Project Number: 2222575.05

Lab Number: L2532906
Report Date: 06/10/25

Parameter	LCS %Recovery	Qual	LCSD %Recovery	Qual	%Recovery Limits	RPD	Qual	RPD Limits
Volatile Organics by GC/MS - Westborough Lab Associated sample(s): 01-02 Batch: WG2076281-3 WG2076281-4								
Methylene chloride	99		96		70-130	3		20
1,1-Dichloroethane	100		98		70-130	2		20
Chloroform	100		96		70-130	4		20
Carbon tetrachloride	100		98		63-132	2		20
1,2-Dichloropropane	98		97		70-130	1		20
Dibromochloromethane	96		98		63-130	2		20
1,1,2-Trichloroethane	94		97		70-130	3		20
Tetrachloroethene	100		100		70-130	0		20
Chlorobenzene	100		100		75-130	0		20
Trichlorofluoromethane	99		99		62-150	0		20
1,2-Dichloroethane	99		98		70-130	1		20
1,1,1-Trichloroethane	98		97		67-130	1		20
Bromodichloromethane	100		98		67-130	2		20
trans-1,3-Dichloropropene	100		100		70-130	0		20
cis-1,3-Dichloropropene	100		98		70-130	2		20
Bromoform	92		95		54-136	3		20
1,1,2,2-Tetrachloroethane	89		93		67-130	4		20
Benzene	100		99		70-130	1		20
Toluene	100		100		70-130	0		20
Ethylbenzene	100		99		70-130	1		20
Chloromethane	100		98		64-130	2		20
Bromomethane	100		98		39-139	2		20
Vinyl chloride	100		99		55-140	1		20

Lab Control Sample Analysis
Batch Quality Control

Project Name: 136 FULLER ROAD
Project Number: 2222575.05

Lab Number: L2532906
Report Date: 06/10/25

Parameter	LCS %Recovery	Qual	LCSD %Recovery	Qual	%Recovery Limits	RPD	Qual	RPD Limits
Volatile Organics by GC/MS - Westborough Lab Associated sample(s): 01-02 Batch: WG2076281-3 WG2076281-4								
Chloroethane	100		99		55-138	1		20
1,1-Dichloroethene	93		95		61-145	2		20
trans-1,2-Dichloroethene	100		98		70-130	2		20
Trichloroethene	96		94		70-130	2		20
1,2-Dichlorobenzene	97		98		70-130	1		20
1,3-Dichlorobenzene	100		97		70-130	3		20
1,4-Dichlorobenzene	98		96		70-130	2		20
Methyl tert butyl ether	94		96		63-130	2		20
p/m-Xylene	100		100		70-130	0		20
o-Xylene	100		100		70-130	0		20
cis-1,2-Dichloroethene	100		98		70-130	2		20
Styrene	100		100		70-130	0		20
Dichlorodifluoromethane	100		98		36-147	2		20
Acetone	110		90		58-148	20		20
Carbon disulfide	98		100		51-130	2		20
2-Butanone	88		96		63-138	9		20
4-Methyl-2-pentanone	92		98		59-130	6		20
2-Hexanone	89		90		57-130	1		20
Bromochloromethane	100		100		70-130	0		20
1,2-Dibromoethane	97		97		70-130	0		20
1,2-Dibromo-3-chloropropane	87		97		41-144	11		20
Isopropylbenzene	100		97		70-130	3		20
1,2,3-Trichlorobenzene	90		99		70-130	10		20

Lab Control Sample Analysis
Batch Quality Control

Project Name: 136 FULLER ROAD
Project Number: 2222575.05

Lab Number: L2532906
Report Date: 06/10/25

Parameter	LCS %Recovery	Qual	LCSD %Recovery	Qual	%Recovery Limits	RPD	Qual	RPD Limits
Volatile Organics by GC/MS - Westborough Lab Associated sample(s): 01-02 Batch: WG2076281-3 WG2076281-4								
1,2,4-Trichlorobenzene	93		98		70-130	5		20
Methyl Acetate	95		98		70-130	3		20
Cyclohexane	94		92		70-130	2		20
1,4-Dioxane	116		120		56-162	3		20
Freon-113	91		99		70-130	8		20
Methyl cyclohexane	94		91		70-130	3		20

Surrogate	LCS %Recovery	Qual	LCSD %Recovery	Qual	Acceptance Criteria
1,2-Dichloroethane-d4	96		95		70-130
Toluene-d8	102		102		70-130
4-Bromofluorobenzene	100		100		70-130
Dibromofluoromethane	99		100		70-130

Project Name: 136 FULLER ROAD
Project Number: 2222575.05

Lab Number: L2532906
Report Date: 06/10/25

Sample Receipt and Container Information

Were project specific reporting limits specified? YES

Cooler Information

Cooler	Custody Seal
A	Absent

Container Information

Container ID	Container Type	Cooler	Initial pH	Final pH	Temp deg C	Pres	Seal	Frozen Date/Time	Analysis(*)
L2532906-01A	Vial HCl preserved	A	NA		2.8	Y	Absent		NYTCL-8260-R2(14)
L2532906-01B	Vial HCl preserved	A	NA		2.8	Y	Absent		NYTCL-8260-R2(14)
L2532906-01C	Vial HCl preserved	A	NA		2.8	Y	Absent		NYTCL-8260-R2(14)
L2532906-02A	Vial HCl preserved	A	NA		2.8	Y	Absent		NYTCL-8260-R2(14)
L2532906-02B	Vial HCl preserved	A	NA		2.8	Y	Absent		NYTCL-8260-R2(14)
L2532906-02C	Vial HCl preserved	A	NA		2.8	Y	Absent		NYTCL-8260-R2(14)

*Values in parentheses indicate holding time in days

Project Name:	136 FULLER ROAD	**Lab Number:**	L2532906
Project Number:	2222575.05	**Report Date:**	06/10/25

GLOSSARY

Acronyms

DL	- Detection Limit: This value represents the level to which target analyte concentrations are reported as estimated values, when those target analyte concentrations are quantified below the limit of quantitation (LOQ). The DL includes any adjustments from dilutions, concentrations or moisture content, where applicable. (DoD report formats only.)
EDL	- Estimated Detection Limit: This value represents the level to which target analyte concentrations are reported as estimated values, when those target analyte concentrations are quantified below the reporting limit (RL). The EDL includes any adjustments from dilutions, concentrations or moisture content, where applicable. The use of EDLs is specific to the analysis of PAHs using Solid-Phase Microextraction (SPME).
EMPC	- Estimated Maximum Possible Concentration: The concentration that results from the signal present at the retention time of an analyte when the ions meet all of the identification criteria except the ion abundance ratio criteria. An EMPC is a worst-case estimate of the concentration.
EPA	- Environmental Protection Agency.
LCS	- Laboratory Control Sample: A sample matrix, free from the analytes of interest, spiked with verified known amounts of analytes or a material containing known and verified amounts of analytes.
LCSD	- Laboratory Control Sample Duplicate: Refer to LCS.
LFB	- Laboratory Fortified Blank: A sample matrix, free from the analytes of interest, spiked with verified known amounts of analytes or a material containing known and verified amounts of analytes.
LOD	- Limit of Detection: This value represents the level to which a target analyte can reliably be detected for a specific analyte in a specific matrix by a specific method. The LOD includes any adjustments from dilutions, concentrations or moisture content, where applicable. (DoD report formats only.)
LOQ	- Limit of Quantitation: The value at which an instrument can accurately measure an analyte at a specific concentration. The LOQ includes any adjustments from dilutions, concentrations or moisture content, where applicable. (DoD report formats only.) Limit of Quantitation: The value at which an instrument can accurately measure an analyte at a specific concentration. The LOQ includes any adjustments from dilutions, concentrations or moisture content, where applicable. (DoD report formats only.)
MDL	- Method Detection Limit: This value represents the level to which target analyte concentrations are reported as estimated values, when those target analyte concentrations are quantified below the reporting limit (RL). The MDL includes any adjustments from dilutions, concentrations or moisture content, where applicable.
MS	- Matrix Spike Sample: A sample prepared by adding a known mass of target analyte to a specified amount of matrix sample for which an independent estimate of target analyte concentration is available. For Method 332.0, the spike recovery is calculated using the native concentration, including estimated values.
MSD	- Matrix Spike Sample Duplicate: Refer to MS.
NA	- Not Applicable.
NC	- Not Calculated: Term is utilized when one or more of the results utilized in the calculation are non-detect at the parameter's reporting unit.
NDPA/DPA	- N-Nitrosodiphenylamine/Diphenylamine.
NI	- Not Ignitable.
NP	- Non-Plastic: Term is utilized for the analysis of Atterberg Limits in soil.
NR	- No Results: Term is utilized when 'No Target Compounds Requested' is reported for the analysis of Volatile or Semivolatile Organic TIC only requests.
RL	- Reporting Limit: The value at which an instrument can accurately measure an analyte at a specific concentration. The RL includes any adjustments from dilutions, concentrations or moisture content, where applicable.
RPD	- Relative Percent Difference: The results from matrix and/or matrix spike duplicates are primarily designed to assess the precision of analytical results in a given matrix and are expressed as relative percent difference (RPD). Values which are less than five times the reporting limit for any individual parameter are evaluated by utilizing the absolute difference between the values; although the RPD value will be provided in the report.
SRM	- Standard Reference Material: A reference sample of a known or certified value that is of the same or similar matrix as the associated field samples.
STLP	- Semi-dynamic Tank Leaching Procedure per EPA Method 1315.
TEF	- Toxic Equivalency Factors: The values assigned to each dioxin and furan to evaluate their toxicity relative to 2,3,7,8-TCDD.
TEQ	- Toxic Equivalent: The measure of a sample's toxicity derived by multiplying each dioxin and furan by its corresponding TEF and then summing the resulting values.
TIC	- Tentatively Identified Compound: A compound that has been identified to be present and is not part of the target compound list (TCL) for the method and/or program. All TICs are qualitatively identified and reported as estimated concentrations.

Report Format: DU Report with 'J' Qualifiers

Project Name:	136 FULLER ROAD	**Lab Number:**	L2532906
Project Number:	2222575.05	**Report Date:**	06/10/25

Footnotes

1 - The reference for this analyte should be considered modified since this analyte is absent from the target analyte list of the original method.

Terms

Analytical Method: Both the document from which the method originates and the analytical reference method. (Example: EPA 8260B is shown as 1,8260B.) The codes for the reference method documents are provided in the References section of the Addendum.

Chlordane: The target compound Chlordane (CAS No. 57-74-9) is reported for GC ECD analyses. Per EPA,this compound "refers to a mixture of chlordane isomers, other chlorinated hydrocarbons and numerous other components." (Reference: USEPA Toxicological Review of Chlordane, In Support of Summary Information on the Integrated Risk Information System (IRIS), December 1997.)

Difference: With respect to Total Oxidizable Precursor (TOP) Assay analysis, the difference is defined as the Post-Treatment value minus the Pre-Treatment value.

Final pH: As it pertains to Sample Receipt & Container Information section of the report, Final pH reflects pH of container determined after adjustment at the laboratory, if applicable. If no adjustment required, value reflects Initial pH.

Frozen Date/Time: With respect to Volatile Organics in soil, Frozen Date/Time reflects the date/time at which associated Reagent Water-preserved vials were initially frozen. Note: If frozen date/time is beyond 48 hours from sample collection, value will be reflected in 'bold'.

Gasoline Range Organics (GRO): Gasoline Range Organics (GRO) results include all chromatographic peaks eluting from Methyl tert butyl ether through Naphthalene, with the exception of GRO analysis in support of State of Ohio programs, which includes all chromatographic peaks eluting from Hexane through Dodecane.

Initial pH: As it pertains to Sample Receipt & Container Information section of the report, Initial pH reflects pH of container determined upon receipt, if applicable.

PAH Total: With respect to Alkylated PAH analyses, the 'PAHs, Total' result is defined as the summation of results for all or a subset of the following compounds: Naphthalene, C1-C4 Naphthalenes, 2-Methylnaphthalene, 1-Methylnaphthalene, Biphenyl, Acenaphthylene, Acenaphthene, Fluorene, C1-C3 Fluorenes, Phenanthrene, C1-C4 Phenanthrenes/Anthracenes, Anthracene, Fluoranthene, Pyrene, C1-C4 Fluoranthenes/Pyrenes, Benz(a)anthracene, Chrysene, C1-C4 Chrysenes, Benzo(b)fluoranthene, Benzo(j)+(k)fluoranthene, Benzo(e)pyrene, Benzo(a)pyrene, Perylene, Indeno(1,2,3-cd)pyrene, Dibenz(ah)+(ac)anthracene, Benzo(g,h,i)perylene. If a 'Total' result is requested, the results of its individual components will also be reported.

PFAS Total: With respect to PFAS analyses, the 'PFAS, Total (5)' result is defined as the summation of results for: PFHpA, PFHxS, PFOA, PFNA and PFOS. In addition, the 'PFAS, Total (6)' result is defined as the summation of results for: PFHpA, PFHxS, PFOA, PFNA, PFDA and PFOS. For MassDEP DW compliance analysis only, the 'PFAS, Total (6)' result is defined as the summation of results at or above the RL. Note: If a 'Total' result is requested, the results of its individual components will also be reported.

Total: With respect to Organic analyses, a 'Total' result is defined as the summation of results for individual isomers or Aroclors. If a 'Total' result is requested, the results of its individual components will also be reported. This is applicable to 'Total' results for methods 8260, 8081 and 8082.

Data Qualifiers

A - Spectra identified as "Aldol Condensates" are byproducts of the extraction/concentration procedures when acetone is introduced in the process.

B - The analyte was detected above the reporting limit in the associated method blank. Flag only applies to associated field samples that have detectable concentrations of the analyte at less than ten times (10x) the concentration found in the blank. For MCP-related projects, flag only applies to associated field samples that have detectable concentrations of the analyte at less than ten times (10x) the concentration found in the blank. For DOD-related projects, flag only applies to associated field samples that have detectable concentrations of the analyte at less than ten times (10x) the concentration found in the blank AND the analyte was detected above one-half the reporting limit (or above the reporting limit for common lab contaminants) in the associated method blank. For NJ-Air-related projects, flag only applies to associated field samples that have detectable concentrations of the analyte above the reporting limit. For NJ-related projects (excluding Air), flag only applies to associated field samples that have detectable concentrations of the analyte, which was detected above the reporting limit in the associated method blank or above five times the reporting limit for common lab contaminants (Phthalates, Acetone, Methylene Chloride, 2-Butanone).

C - Co-elution: The target analyte co-elutes with a known lab standard (i.e. surrogate, internal standards, etc.) for co-extracted analyses.

D - Concentration of analyte was quantified from diluted analysis. Flag only applies to field samples that have detectable concentrations of the analyte.

E - Concentration of analyte exceeds the range of the calibration curve and/or linear range of the instrument.

F - The ratio of quantifier ion response to qualifier ion response falls outside of the laboratory criteria. Results are considered to be an estimated maximum concentration.

G - The concentration may be biased high due to matrix interferences (i.e, co-elution) with non-target compound(s). The result should be considered estimated.

H - The analysis of pH was performed beyond the regulatory-required holding time of 15 minutes from the time of sample collection.

I - The lower value for the two columns has been reported due to obvious interference.

J - Estimated value. The Target analyte concentration is below the quantitation limit (RL), but above the Method Detection Limit (MDL) or Estimated Detection Limit (EDL) for SPME-related analyses. This represents an estimated concentration for Tentatively

Report Format: DU Report with 'J' Qualifiers

Project Name:	136 FULLER ROAD	**Lab Number:**	L2532906
Project Number:	2222575.05	**Report Date:**	06/10/25

Data Qualifiers

Identified Compounds (TICs). For calculated parameters, this represents that one or more values used in the calculation were estimated.

M - Reporting Limit (RL) exceeds the MCP CAM Reporting Limit for this analyte.

ND - Not detected at the method detection limit (MDL) for the sample, or estimated detection limit (EDL) for SPME-related analyses.

NJ - Presumptive evidence of compound. This represents an estimated concentration for Tentatively Identified Compounds (TICs), where the identification is based on a mass spectral library search.

P - The RPD between the results for the two columns exceeds the method-specified criteria.

Q - The quality control sample exceeds the associated acceptance criteria. For DOD-related projects, LCS and/or Continuing Calibration Standard exceedences are also qualified on all associated sample results. Note: This flag is not applicable for matrix spike recoveries when the sample concentration is greater than 4x the spike added or for batch duplicate RPD when the sample concentrations are less than 5x the RL. (Metals only.)

R - Analytical results are from sample re-analysis.

RE - Analytical results are from sample re-extraction.

S - Analytical results are from modified screening analysis.

V - The surrogate associated with this target analyte has a recovery outside the QC acceptance limits. (Applicable to MassDEP DW Compliance samples only.)

Z - The batch matrix spike and/or duplicate associated with this target analyte has a recovery/RPD outside the QC acceptance limits. (Applicable to MassDEP DW Compliance samples only.)

Report Format: DU Report with 'J' Qualifiers

Project Name: 136 FULLER ROAD
Project Number: 2222575.05
Lab Number: L2532906
Report Date: 06/10/25

REFERENCES

1 Test Methods for Evaluating Solid Waste: Physical/Chemical Methods. EPA SW-846. Third Edition. Updates I - VI, 2018.

LIMITATION OF LIABILITIES

Pace Analytical Services performs services with reasonable care and diligence normal to the analytical testing laboratory industry. In the event of an error, the sole and exclusive responsibility of Pace Analytical Services shall be to re-perform the work at it's own expense. In no event shall Pace Analytical Services be held liable for any incidental, consequential or special damages, including but not limited to, damages in any way connected with the use of, interpretation of, information or analysis provided by Pace Analytical Services.

We strongly urge our clients to comply with EPA protocol regarding sample volume, preservation, cooling, containers, sampling procedures, holding time and splitting of samples in the field.

Certification Information

The following analytes are not included in our Primary NELAP Scope of Accreditation:

Westborough Facility – 8 Walkup Dr. Westborough, MA 01581
EPA 624.1: m/p-xylene, o-xylene, Naphthalene
EPA 625.1: alpha-Terpineol
EPA 8260D: NPW: 1,2,4,5-Tetramethylbenzene; 4-Ethyltoluene; SCM: Iodomethane (methyl iodide), 1,2,4,5-Tetramethylbenzene; 4-Ethyltoluene.
EPA 8270E: NPW: Dimethylnaphthalene,1,4-Diphenylhydrazine, alpha-Terpineol, Azobenzene; SCM: Dimethylnaphthalene,1,4-Diphenylhydrazine.
SM4500: NPW: Amenable Cyanide; SCM: Total Phosphorus, TKN, NO2, NO3.

Mansfield Facility – 320 Forbes Blvd. Mansfield, MA 02048
SM 2540D: TSS.
EPA TO-15: Halothane, 2,4,4-Trimethyl-2-pentene, 2,4,4-Trimethyl-1-pentene, Thiophene, 2-Methylthiophene, 3-Methylthiophene, 2-Ethylthiophene, 1,2,3-Trimethylbenzene, Indan, Indene, 1,2,4,5-Tetramethylbenzene, Benzothiophene, 1-Methylnaphthalene.
MADEP-APH.
Nonpotable Water: EPA RSK-175 Dissolved Gases
Biological Tissue Matrix: EPA 3050B

Mansfield Facility – 120 Forbes Blvd. Mansfield, MA 02048
EPA TO-15: Halothane, 2,4,4-Trimethyl-2-pentene, 2,4,4-Trimethyl-1-pentene, Thiophene, 2-Methylthiophene, 3-Methylthiophene, 2-Ethylthiophene, 1,2,3-Trimethylbenzene, Indan, Indene, 1,2,4,5-Tetramethylbenzene, Benzothiophene, 1-Methylnaphthalene.
Nonpotable Water: EPA RSK-175 Dissolved Gases

The following test method is not included in our New Jersey Secondary NELAP Scope of Accreditation:

Mansfield Facility – 320 Forbes Blvd. Mansfield, MA 02048
Determination of Selected Perfluorinated Alkyl Substances by Solid Phase Extraction and Liquid Chromatography/Tandem Mass Spectrometry Isotope Dilution (via Alpha SOP 23528)

The following analytes are included in our Massachusetts DEP Scope of Accreditation

Westborough Facility – 8 Walkup Dr. Westborough, MA 01581

Drinking Water
EPA 300.0: Chloride, Nitrate-N, Fluoride, Sulfate; **EPA 353.2**: Nitrate-N, Nitrite-N; **SM4500NO3-F**: Nitrate-N, Nitrite-N; **SM4500F-C, SM4500CN-CE, EPA 180.1, SM2130B, SM4500Cl-D, SM2320B, SM2540C, SM4500H-B, SM4500NO2-B**
EPA 524.2: THMs and VOCs; **EPA 504.1:** EDB, DBCP.
Microbiology: **SM9215B; SM9223-P/A, SM9223B-Colilert-QT,SM9222D**.

Non-Potable Water
SM4500H,B, EPA 120.1, SM2510B, SM2540C, SM2320B, SM4500CL-E, SM4500F-BC, SM4500NH3-BH: Ammonia-N and Kjeldahl-N, **EPA 350.1**: Ammonia-N, **LACHAT 10-107-06-1-B**: Ammonia-N, **EPA 351.1, SM4500NO3-F, EPA 353.2**: Nitrate-N**, SM4500P-E, SM4500P-B, E, SM4500SO4-E, SM5220D, EPA 410.4, SM5210B, SM5310C, SM4500CL-D, EPA 1664, EPA 420.1, SM4500-CN-CE, SM2540D, EPA 300: Chloride, Sulfate, Nitrate.**
EPA 624.1: Volatile Halocarbons & Aromatics,
EPA 608.3: Chlordane, Toxaphene, Aldrin, alpha-BHC, beta-BHC, gamma-BHC, delta-BHC, Dieldrin, DDD, DDE, DDT, Endosulfan I, Endosulfan II, Endosulfan sulfate, Endrin, Endrin Aldehyde, Heptachlor, Heptachlor Epoxide, PCBs
EPA 625.1: SVOC (Acid/Base/Neutral Extractables).
Microbiology: **SM9223B-Colilert-QT; Enterolert-QT, EPA 1600, EPA 1603, SM9222D.**

Mansfield Facility – 320 Forbes Blvd. Mansfield, MA 02048

Drinking Water
EPA 200.7: Al, Ba, Cd, Cr, Cu, Fe, Mn, Ni, Na, Ag, Ca, Zn. **EPA 200.8:** Al, Sb, As, Ba, Be, Cd, Cr, Cu, Pb, Mn, Ni, Se, Ag, TL, Zn. **EPA 245.1** Hg.
EPA 522, EPA 537.1.

Non-Potable Water
EPA 200.7: Al, Sb, As, Be, Cd, Ca, Cr, Co, Cu, Fe, Pb, Mg, Mn, Mo, Ni, K, Se, Ag, Na, Sr, TL, Ti, V, Zn.
EPA 200.8: Al, Sb**,** As, Be, Cd, Cr, Cu, Fe, Pb, Mn, Ni, K, Se, Ag, Na, TL, Zn.
EPA 245.1 Hg.
SM2340B

Certification IDs:

Westborough Facility – 8 Walkup Dr. Westborough, MA 01581
CT PH-0826, IL 200077, IN C-MA-03, KY JY98045, ME MA00086, MD 348, MA M-MA086, NH 2064, NJ MA935, NY 11148, NC (DW) 25700, NC (NPW/SCM) 666, OR MA-1316, PA 68-03671, RI LAO00065, TX T104704476, VT VT-0935, VA 460195

Mansfield Facility – 320 Forbes Blvd. Mansfield, MA 02048
CT PH-0825, ANAB/DoD L2474, IL 200081, IN C-MA-04, KY KY98046, LA 3090, ME MA00030, MI 9110, MN 025-999-495, NH 2062, NJ MA015, NY 11627, NC (NPW/SCM) 685, OR MA-0262, PA 68-02089, RI LAO00299, TX T-104704419, VT VT-0015, VA 460194, WA C954

Mansfield Facility – 120 Forbes Blvd. Mansfield, MA 02048
ANAB/DoD L2474, ME MA01156, MN 025-999-498, NH 2249, NJ MA025, NY 12191, OR 4203, TX T104704583, VA 460311, WA C1104.

For a complete listing of analytes and methods, please contact your Project Manager.

NEW YORK CHAIN OF CUSTODY

ALPHA

Westborough, MA 01581
8 Walkup Dr.
TEL: 508-898-9220
FAX: 508-898-9193

Mansfield, MA 02048
320 Forbes Blvd
TEL: 508-822-9300
FAX: 508-822-3288

Service Centers
Mahwah, NJ 07430: 35 Whitney Rd, Suite 5
Albany, NY 12205: 14 Walker Way
Tonawanda, NY 14150: 275 Cooper Ave, Suite 105

Page 1 of 1

Date Rec'd in Lab: 5/28/25

ALPHA Job # L2522506

Client Information

Client: Labella Associates
Address: 1 Bruce Avenue, Suite 1, Latham, NY 12110
Phone: 732-626-6542
Fax:
Email: bfiedler@labellapc.com

Project Information

Project Name: 136 Fuller Road
Project Location: Albany, NY
Project #: 2222575.05
(Use Project name as Project #)
Project Manager: Brenson Fields
ALPHAQuote #:

Turn-Around Time

Standard: ☒ Due Date:
Rush (only if pre approved): ☐ # of Days:

These samples have been previously analyzed by Alpha ☐

Other project specific requirements/comments:

Invoice to AP@labellapc.com

Please specify Metals or TAL.

Deliverables

ASP-A ☐ ASP-B ☐
EQuIS (1 File) ☐ EQuIS (4 File) ☐
Other ☐

Regulatory Requirement

NY TOGS ☒ NY Part 375 ☐
AWQ Standards ☐ NY CP-51 ☐
NY Restricted Use ☐ Other ☐
NY Unrestricted Use ☐
NYC Sewer Discharge ☐

Billing Information

Same as Client Info ☒
PO # 2222575.05

Disposal Site Information

Please identify below location of applicable disposal facilities.

Disposal Facility:
NJ ☐ NY ☐
Other: ☐

ANALYSIS

8260 VOCs

Sample Filtration
Done ☐
Lab to do ☐
Preservation
Lab to do ☐
(Please Specify below)

ALPHA Lab ID (Lab Use Only)	Sample ID	Collection Date	Collection Time	Sample Matrix	Sampler's Initials	8260 VOCs	Sample Specific Comments	Total # Bottles
522506 01	Influent_MAY25	5/27/25	1215	GW	BF	X		3
02	Effluent_MAY25	5/27/25	1225	GW	BF	X		3

Preservative Code:
A = None
B = HCl
C = HNO_3
D = H_2SO_4
E = NaOH
F = MeOH
G = $NaHSO_4$
H = $Na_2S_2O_3$
K/E = Zn Ac/NaOH
O = Other

Container Code:
P = Plastic
A = Amber Glass
V = Vial
G = Glass
B = Bacteria Cup
C = Cube
O = Other
E = Encore
D = BOD Bottle

Westboro: Certification No: MA935
Mansfield: Certification No: MA015

Container Type: V
Preservative: B

Relinquished By	Date/Time	Received By	Date/Time
Brenson Fields / Labella	5/27/25 1315	UPS / ALS	5/27/25 1315
UPS / ALS	5/27/25 1915		5/27/25 2220
	5/28 215		5/28 0215

Please print clearly, legibly and completely. Samples can not be logged in and turnaround time clock will not start until any ambiguities are resolved. BY EXECUTING THIS COC, THE CLIENT HAS READ AND AGREES TO BE BOUND BY ALPHA'S TERMS & CONDITIONS. (See reverse side.)

Form No: 01-25 HC (rev. 30-Sept-2013)

ANALYTICAL REPORT

Lab Number:	L2557418
Client:	LaBella Associates, P.C. 4 British American Boulevard Latham, NY 12110
ATTN:	Branson Fields
Phone:	(518) 266-7355
Project Name:	136 FULLER ROAD
Project Number:	2222575.05
Report Date:	09/22/25

The original project report/data package is held by Pace Analytical Services. This report/data package is paginated and should be reproduced only in its entirety. Pace Analytical Services holds no responsibility for results and/or data that are not consistent with the original.

Certifications & Approvals: MA (M-MA086), NH NELAP (2064), CT (PH-0826), IL (200077), IN (C-MA-03), KY (KY98045), ME (MA00086), MD (348), NJ (MA935), NY (11148), NC (25700/666), OR (MA-1316), PA (68-03671), RI (LAO00065), TX (T104704476), VT (VT-0935), VA (460195), USDA (Permit #525-23-122-91930A1).

Project Name: 136 FULLER ROAD
Project Number: 2222575.05

Lab Number: L2557418
Report Date: 09/22/25

Lab Sample ID	Client ID	Matrix	Sample Location	Collection Date/Time	Receive Date
L2557418-01	EFFLUENT_AUG25	WATER	ALBANY, NY	09/11/25 14:10	09/11/25
L2557418-02	INFLUENT_AUG25	WATER	ALBANY, NY	09/11/25 14:20	09/11/25

Project Name:	136 FULLER ROAD	**Lab Number:**	L2557418
Project Number:	2222575.05	**Report Date:**	09/22/25

Case Narrative

The samples were received in accordance with the Chain of Custody and no significant deviations were encountered during the preparation or analysis unless otherwise noted. Sample Receipt, Container Information, and the Chain of Custody are located at the back of the report.

Results contained within this report relate only to the samples submitted under this Pace Lab Number and meet NELAP requirements for all NELAP accredited parameters unless otherwise noted in the following narrative. The data presented in this report is organized by parameter (i.e. VOC, SVOC, etc.). Sample specific Quality Control data (i.e. Surrogate Spike Recovery) is reported at the end of the target analyte list for each individual sample, followed by the Laboratory Batch Quality Control at the end of each parameter. Tentatively Identified Compounds (TICs), if requested, are reported for compounds identified to be present and are not part of the method/program Target Compound List, even if only a subset of the TCL are being reported. If a sample was re-analyzed or re-extracted due to a required quality control corrective action and if both sets of data are reported, the Laboratory ID of the re-analysis or re-extraction is designated with an "R" or "RE", respectively.

When multiple Batch Quality Control elements are reported (e.g. more than one LCS), the associated samples for each element are noted in the grey shaded header line of each data table. Any Laboratory Batch, Sample Specific % recovery or RPD value that is outside the listed Acceptance Criteria is bolded in the report. In reference to questions H (CAM) or 4 (RCP) when "NO" is checked, the performance criteria for CAM and RCP methods allow for some quality control failures to occur and still be within method compliance. In these instances, the specific failure is not narrated but noted in the associated QC Outlier Summary Report, located directly after the Case Narrative. QC information is also incorporated in the Data Usability Assessment table (Format 11) of our Data Merger tool, where it can be reviewed in conjunction with the sample result, associated regulatory criteria and any associated data usability implications.

Soil/sediments and solids are reported on a dry weight basis unless otherwise noted. Tissues are reported "as received" or on a wet weight basis, unless otherwise noted. Definitions of all data qualifiers and acronyms used in this report are provided in the Glossary located at the back of the report.

HOLD POLICY - For samples submitted on hold, Pace's policy is to hold samples (with the exception of Air canisters) free of charge for 21 calendar days from the date the project is completed. After 21 calendar days, we will dispose of all samples submitted including those put on hold unless you have contacted your Pace Project Manager and made arrangements for Pace to continue to hold the samples. Air canisters will be disposed after 3 business days from the date the project is completed.

Please contact Project Management at 800-624-9220 with any questions.

Project Name:	136 FULLER ROAD	**Lab Number:**	L2557418
Project Number:	2222575.05	**Report Date:**	09/22/25

Case Narrative (continued)

Report Submission

All non-detect (ND) or estimated concentrations (J-qualified) have been quantitated to the limit noted in the MDL column.

I, the undersigned, attest under the pains and penalties of perjury that, to the best of my knowledge and belief and based upon my personal inquiry of those responsible for providing the information contained in this analytical report, such information is accurate and complete. This certificate of analysis is not complete unless this page accompanies any and all pages of this report.

Authorized Signature: Tiffani Morrissey - Tiffani Morrissey

Title: Technical Director/Representative Date: 09/22/25

ORGANICS

VOLATILES

Project Name: 136 FULLER ROAD
Project Number: 2222575.05
Lab Number: L2557418
Report Date: 09/22/25

SAMPLE RESULTS

Lab ID: L2557418-01
Client ID: EFFLUENT_AUG25
Sample Location: ALBANY, NY
Date Collected: 09/11/25 14:10
Date Received: 09/11/25
Field Prep: Not Specified

Sample Depth:
Matrix: Water
Analytical Method: 1,8260D
Analytical Date: 09/21/25 19:13
Analyst: MJV

Parameter	Result	Qualifier	Units	RL	MDL	Dilution Factor
Volatile Organics by GC/MS - Westborough Lab						
Methylene chloride	ND		ug/l	2.5	0.70	1
1,1-Dichloroethane	ND		ug/l	2.5	0.70	1
Chloroform	ND		ug/l	2.5	0.70	1
Carbon tetrachloride	ND		ug/l	0.50	0.13	1
1,2-Dichloropropane	ND		ug/l	1.0	0.14	1
Dibromochloromethane	ND		ug/l	0.50	0.15	1
1,1,2-Trichloroethane	ND		ug/l	1.5	0.50	1
Tetrachloroethene	0.37	J	ug/l	0.50	0.18	1
Chlorobenzene	ND		ug/l	2.5	0.70	1
Trichlorofluoromethane	ND		ug/l	2.5	0.70	1
1,2-Dichloroethane	ND		ug/l	0.50	0.13	1
1,1,1-Trichloroethane	ND		ug/l	2.5	0.70	1
Bromodichloromethane	ND		ug/l	0.50	0.19	1
trans-1,3-Dichloropropene	ND		ug/l	0.50	0.16	1
cis-1,3-Dichloropropene	ND		ug/l	0.50	0.14	1
Bromoform	ND		ug/l	2.0	0.65	1
1,1,2,2-Tetrachloroethane	ND		ug/l	0.50	0.17	1
Benzene	ND		ug/l	0.50	0.16	1
Toluene	ND		ug/l	2.5	0.70	1
Ethylbenzene	ND		ug/l	2.5	0.70	1
Chloromethane	ND		ug/l	2.5	0.70	1
Bromomethane	ND		ug/l	2.5	0.70	1
Vinyl chloride	ND		ug/l	1.0	0.07	1
Chloroethane	ND		ug/l	2.5	0.70	1
1,1-Dichloroethene	ND		ug/l	0.50	0.17	1
trans-1,2-Dichloroethene	ND		ug/l	2.5	0.70	1
Trichloroethene	ND		ug/l	0.50	0.18	1
1,2-Dichlorobenzene	ND		ug/l	2.5	0.70	1

Project Name: 136 FULLER ROAD
Project Number: 2222575.05
Lab Number: L2557418
Report Date: 09/22/25

SAMPLE RESULTS

Lab ID: L2557418-01
Client ID: EFFLUENT_AUG25
Sample Location: ALBANY, NY
Date Collected: 09/11/25 14:10
Date Received: 09/11/25
Field Prep: Not Specified

Sample Depth:

Parameter	Result	Qualifier	Units	RL	MDL	Dilution Factor
Volatile Organics by GC/MS - Westborough Lab						
1,3-Dichlorobenzene	ND		ug/l	2.5	0.70	1
1,4-Dichlorobenzene	ND		ug/l	2.5	0.70	1
Methyl tert butyl ether	ND		ug/l	2.5	0.17	1
p/m-Xylene	ND		ug/l	2.5	0.70	1
o-Xylene	ND		ug/l	2.5	0.70	1
cis-1,2-Dichloroethene	ND		ug/l	2.5	0.70	1
Styrene	ND		ug/l	2.5	0.70	1
Dichlorodifluoromethane	ND		ug/l	5.0	1.0	1
Acetone	3.8	J	ug/l	5.0	1.5	1
Carbon disulfide	ND		ug/l	5.0	1.0	1
2-Butanone	ND		ug/l	5.0	1.9	1
4-Methyl-2-pentanone	ND		ug/l	5.0	1.0	1
2-Hexanone	ND		ug/l	5.0	1.0	1
Bromochloromethane	ND		ug/l	2.5	0.70	1
1,2-Dibromoethane	ND		ug/l	2.0	0.65	1
1,2-Dibromo-3-chloropropane	ND		ug/l	2.5	0.70	1
Isopropylbenzene	ND		ug/l	2.5	0.70	1
1,2,3-Trichlorobenzene	ND		ug/l	2.5	0.70	1
1,2,4-Trichlorobenzene	ND		ug/l	2.5	0.70	1
Methyl Acetate	ND		ug/l	2.0	0.23	1
Cyclohexane	ND		ug/l	10	0.27	1
1,4-Dioxane	72	J	ug/l	250	61.	1
Freon-113	ND		ug/l	2.5	0.70	1
Methyl cyclohexane	ND		ug/l	10	0.40	1

Surrogate	% Recovery	Qualifier	Acceptance Criteria
1,2-Dichloroethane-d4	115		70-130
Toluene-d8	107		70-130
4-Bromofluorobenzene	101		70-130
Dibromofluoromethane	81		70-130

Project Name: 136 FULLER ROAD
Project Number: 2222575.05

Lab Number: L2557418
Report Date: 09/22/25

SAMPLE RESULTS

Lab ID: L2557418-02
Client ID: INFLUENT_AUG25
Sample Location: ALBANY, NY

Date Collected: 09/11/25 14:20
Date Received: 09/11/25
Field Prep: Not Specified

Sample Depth:
Matrix: Water
Analytical Method: 1,8260D
Analytical Date: 09/21/25 19:39
Analyst: MJV

Parameter	Result	Qualifier	Units	RL	MDL	Dilution Factor
Volatile Organics by GC/MS - Westborough Lab						
Methylene chloride	ND		ug/l	2.5	0.70	1
1,1-Dichloroethane	7.0		ug/l	2.5	0.70	1
Chloroform	ND		ug/l	2.5	0.70	1
Carbon tetrachloride	ND		ug/l	0.50	0.13	1
1,2-Dichloropropane	ND		ug/l	1.0	0.14	1
Dibromochloromethane	ND		ug/l	0.50	0.15	1
1,1,2-Trichloroethane	ND		ug/l	1.5	0.50	1
Tetrachloroethene	35		ug/l	0.50	0.18	1
Chlorobenzene	ND		ug/l	2.5	0.70	1
Trichlorofluoromethane	ND		ug/l	2.5	0.70	1
1,2-Dichloroethane	0.19	J	ug/l	0.50	0.13	1
1,1,1-Trichloroethane	4.2		ug/l	2.5	0.70	1
Bromodichloromethane	ND		ug/l	0.50	0.19	1
trans-1,3-Dichloropropene	ND		ug/l	0.50	0.16	1
cis-1,3-Dichloropropene	ND		ug/l	0.50	0.14	1
Bromoform	ND		ug/l	2.0	0.65	1
1,1,2,2-Tetrachloroethane	ND		ug/l	0.50	0.17	1
Benzene	ND		ug/l	0.50	0.16	1
Toluene	ND		ug/l	2.5	0.70	1
Ethylbenzene	ND		ug/l	2.5	0.70	1
Chloromethane	ND		ug/l	2.5	0.70	1
Bromomethane	ND		ug/l	2.5	0.70	1
Vinyl chloride	0.50	J	ug/l	1.0	0.07	1
Chloroethane	ND		ug/l	2.5	0.70	1
1,1-Dichloroethene	0.20	J	ug/l	0.50	0.17	1
trans-1,2-Dichloroethene	ND		ug/l	2.5	0.70	1
Trichloroethene	4.5		ug/l	0.50	0.18	1
1,2-Dichlorobenzene	ND		ug/l	2.5	0.70	1

Project Name: 136 FULLER ROAD
Project Number: 2222575.05
Lab Number: L2557418
Report Date: 09/22/25

SAMPLE RESULTS

Lab ID: L2557418-02
Client ID: INFLUENT_AUG25
Sample Location: ALBANY, NY
Date Collected: 09/11/25 14:20
Date Received: 09/11/25
Field Prep: Not Specified

Sample Depth:

Parameter	Result	Qualifier	Units	RL	MDL	Dilution Factor
Volatile Organics by GC/MS - Westborough Lab						
1,3-Dichlorobenzene	ND		ug/l	2.5	0.70	1
1,4-Dichlorobenzene	ND		ug/l	2.5	0.70	1
Methyl tert butyl ether	ND		ug/l	2.5	0.17	1
p/m-Xylene	ND		ug/l	2.5	0.70	1
o-Xylene	ND		ug/l	2.5	0.70	1
cis-1,2-Dichloroethene	71		ug/l	2.5	0.70	1
Styrene	ND		ug/l	2.5	0.70	1
Dichlorodifluoromethane	ND		ug/l	5.0	1.0	1
Acetone	5.4		ug/l	5.0	1.5	1
Carbon disulfide	ND		ug/l	5.0	1.0	1
2-Butanone	ND		ug/l	5.0	1.9	1
4-Methyl-2-pentanone	ND		ug/l	5.0	1.0	1
2-Hexanone	ND		ug/l	5.0	1.0	1
Bromochloromethane	ND		ug/l	2.5	0.70	1
1,2-Dibromoethane	ND		ug/l	2.0	0.65	1
1,2-Dibromo-3-chloropropane	ND		ug/l	2.5	0.70	1
Isopropylbenzene	ND		ug/l	2.5	0.70	1
1,2,3-Trichlorobenzene	ND		ug/l	2.5	0.70	1
1,2,4-Trichlorobenzene	ND		ug/l	2.5	0.70	1
Methyl Acetate	ND		ug/l	2.0	0.23	1
Cyclohexane	ND		ug/l	10	0.27	1
1,4-Dioxane	120	J	ug/l	250	61.	1
Freon-113	ND		ug/l	2.5	0.70	1
Methyl cyclohexane	ND		ug/l	10	0.40	1

Surrogate	% Recovery	Qualifier	Acceptance Criteria
1,2-Dichloroethane-d4	108		70-130
Toluene-d8	107		70-130
4-Bromofluorobenzene	104		70-130
Dibromofluoromethane	112		70-130

Project Name: 136 FULLER ROAD
Project Number: 2222575.05
Lab Number: L2557418
Report Date: 09/22/25

Method Blank Analysis
Batch Quality Control

Analytical Method: 1,8260D
Analytical Date: 09/21/25 11:36
Analyst: PID

Parameter	Result	Qualifier	Units	RL	MDL
Volatile Organics by GC/MS - Westborough Lab for sample(s): 01-02 Batch: WG2117970-5					
Methylene chloride	ND		ug/l	2.5	0.70
1,1-Dichloroethane	ND		ug/l	2.5	0.70
Chloroform	ND		ug/l	2.5	0.70
Carbon tetrachloride	ND		ug/l	0.50	0.13
1,2-Dichloropropane	ND		ug/l	1.0	0.14
Dibromochloromethane	ND		ug/l	0.50	0.15
1,1,2-Trichloroethane	ND		ug/l	1.5	0.50
Tetrachloroethene	ND		ug/l	0.50	0.18
Chlorobenzene	ND		ug/l	2.5	0.70
Trichlorofluoromethane	ND		ug/l	2.5	0.70
1,2-Dichloroethane	ND		ug/l	0.50	0.13
1,1,1-Trichloroethane	ND		ug/l	2.5	0.70
Bromodichloromethane	ND		ug/l	0.50	0.19
trans-1,3-Dichloropropene	ND		ug/l	0.50	0.16
cis-1,3-Dichloropropene	ND		ug/l	0.50	0.14
Bromoform	ND		ug/l	2.0	0.65
1,1,2,2-Tetrachloroethane	ND		ug/l	0.50	0.17
Benzene	ND		ug/l	0.50	0.16
Toluene	ND		ug/l	2.5	0.70
Ethylbenzene	ND		ug/l	2.5	0.70
Chloromethane	ND		ug/l	2.5	0.70
Bromomethane	ND		ug/l	2.5	0.70
Vinyl chloride	ND		ug/l	1.0	0.07
Chloroethane	ND		ug/l	2.5	0.70

Project Name: 136 FULLER ROAD
Project Number: 2222575.05
Lab Number: L2557418
Report Date: 09/22/25

Method Blank Analysis
Batch Quality Control

Analytical Method: 1,8260D
Analytical Date: 09/21/25 11:36
Analyst: PID

Parameter	Result	Qualifier	Units	RL	MDL
Volatile Organics by GC/MS - Westborough Lab for sample(s): 01-02 Batch: WG2117970-5					
1,1-Dichloroethene	ND		ug/l	0.50	0.17
trans-1,2-Dichloroethene	ND		ug/l	2.5	0.70
Trichloroethene	ND		ug/l	0.50	0.18
1,2-Dichlorobenzene	ND		ug/l	2.5	0.70
1,3-Dichlorobenzene	ND		ug/l	2.5	0.70
1,4-Dichlorobenzene	ND		ug/l	2.5	0.70
Methyl tert butyl ether	ND		ug/l	2.5	0.17
p/m-Xylene	ND		ug/l	2.5	0.70
o-Xylene	ND		ug/l	2.5	0.70
cis-1,2-Dichloroethene	ND		ug/l	2.5	0.70
Styrene	ND		ug/l	2.5	0.70
Dichlorodifluoromethane	ND		ug/l	5.0	1.0
Acetone	ND		ug/l	5.0	1.5
Carbon disulfide	ND		ug/l	5.0	1.0
2-Butanone	ND		ug/l	5.0	1.9
4-Methyl-2-pentanone	ND		ug/l	5.0	1.0
2-Hexanone	ND		ug/l	5.0	1.0
Bromochloromethane	ND		ug/l	2.5	0.70
1,2-Dibromoethane	ND		ug/l	2.0	0.65
1,2-Dibromo-3-chloropropane	ND		ug/l	2.5	0.70
Isopropylbenzene	ND		ug/l	2.5	0.70
1,2,3-Trichlorobenzene	ND		ug/l	2.5	0.70
1,2,4-Trichlorobenzene	ND		ug/l	2.5	0.70
Methyl Acetate	ND		ug/l	2.0	0.23

Project Name: 136 FULLER ROAD
Project Number: 2222575.05
Lab Number: L2557418
Report Date: 09/22/25

Method Blank Analysis
Batch Quality Control

Analytical Method: 1,8260D
Analytical Date: 09/21/25 11:36
Analyst: PID

Parameter	Result	Qualifier	Units	RL	MDL
Volatile Organics by GC/MS - Westborough Lab for sample(s): 01-02 Batch: WG2117970-5					
Cyclohexane	ND		ug/l	10	0.27
1,4-Dioxane	ND		ug/l	250	61.
Freon-113	ND		ug/l	2.5	0.70
Methyl cyclohexane	ND		ug/l	10	0.40

Surrogate	%Recovery	Qualifier	Acceptance Criteria
1,2-Dichloroethane-d4	103		70-130
Toluene-d8	108		70-130
4-Bromofluorobenzene	106		70-130
Dibromofluoromethane	109		70-130

Lab Control Sample Analysis
Batch Quality Control

Project Name: 136 FULLER ROAD
Project Number: 2222575.05

Lab Number: L2557418
Report Date: 09/22/25

Parameter	LCS %Recovery	Qual	LCSD %Recovery	Qual	%Recovery Limits	RPD	Qual	RPD Limits
Volatile Organics by GC/MS - Westborough Lab Associated sample(s): 01-02 Batch: WG2117970-3 WG2117970-4								
Methylene chloride	100		100		70-130	0		20
1,1-Dichloroethane	110		110		70-130	0		20
Chloroform	110		110		70-130	0		20
Carbon tetrachloride	100		100		63-132	0		20
1,2-Dichloropropane	100		100		70-130	0		20
Dibromochloromethane	100		100		63-130	0		20
1,1,2-Trichloroethane	100		100		70-130	0		20
Tetrachloroethene	120		110		70-130	9		20
Chlorobenzene	110		100		75-130	10		20
Trichlorofluoromethane	110		110		62-150	0		20
1,2-Dichloroethane	110		110		70-130	0		20
1,1,1-Trichloroethane	110		110		67-130	0		20
Bromodichloromethane	100		110		67-130	10		20
trans-1,3-Dichloropropene	97		94		70-130	3		20
cis-1,3-Dichloropropene	100		100		70-130	0		20
Bromoform	100		100		54-136	0		20
1,1,2,2-Tetrachloroethane	98		98		67-130	0		20
Benzene	100		100		70-130	0		20
Toluene	100		100		70-130	0		20

Lab Control Sample Analysis
Batch Quality Control

Project Name: 136 FULLER ROAD
Project Number: 2222575.05

Lab Number: L2557418
Report Date: 09/22/25

Parameter	LCS %Recovery	Qual	LCSD %Recovery	Qual	%Recovery Limits	RPD	Qual	RPD Limits
Volatile Organics by GC/MS - Westborough Lab Associated sample(s): 01-02 Batch: WG2117970-3 WG2117970-4								
Ethylbenzene	110		100		70-130	10		20
Chloromethane	130		130		64-130	0		20
Bromomethane	56		62		39-139	10		20
Vinyl chloride	120		110		55-140	9		20
Chloroethane	110		100		55-138	10		20
1,1-Dichloroethene	99		96		61-145	3		20
trans-1,2-Dichloroethene	100		99		70-130	1		20
Trichloroethene	110		100		70-130	10		20
1,2-Dichlorobenzene	100		110		70-130	10		20
1,3-Dichlorobenzene	110		100		70-130	10		20
1,4-Dichlorobenzene	100		100		70-130	0		20
Methyl tert butyl ether	98		93		63-130	5		20
p/m-Xylene	105		105		70-130	0		20
o-Xylene	110		105		70-130	5		20
cis-1,2-Dichloroethene	100		98		70-130	2		20
Styrene	110		110		70-130	0		20
Dichlorodifluoromethane	120		120		36-147	0		20
Acetone	99		98		58-148	1		20
Carbon disulfide	100		100		51-130	0		20

Lab Control Sample Analysis
Batch Quality Control

Project Name: 136 FULLER ROAD
Project Number: 2222575.05

Lab Number: L2557418
Report Date: 09/22/25

Parameter	LCS %Recovery	Qual	LCSD %Recovery	Qual	%Recovery Limits	RPD	Qual	RPD Limits
Volatile Organics by GC/MS - Westborough Lab Associated sample(s): 01-02 Batch: WG2117970-3 WG2117970-4								
2-Butanone	100		110		63-138	10		20
4-Methyl-2-pentanone	99		89		59-130	11		20
2-Hexanone	94		88		57-130	7		20
Bromochloromethane	100		100		70-130	0		20
1,2-Dibromoethane	100		99		70-130	1		20
1,2-Dibromo-3-chloropropane	88		87		41-144	1		20
Isopropylbenzene	96		96		70-130	0		20
1,2,3-Trichlorobenzene	100		100		70-130	0		20
1,2,4-Trichlorobenzene	110		110		70-130	0		20
Methyl Acetate	100		98		70-130	2		20
Cyclohexane	110		110		70-130	0		20
1,4-Dioxane	108		102		56-162	6		20
Freon-113	100		100		70-130	0		20
Methyl cyclohexane	97		92		70-130	5		20

Lab Control Sample Analysis
Batch Quality Control

Project Name: 136 FULLER ROAD
Project Number: 2222575.05

Lab Number: L2557418
Report Date: 09/22/25

Parameter	LCS %Recovery	Qual	LCSD %Recovery	Qual	%Recovery Limits	RPD	Qual	RPD Limits

Volatile Organics by GC/MS - Westborough Lab Associated sample(s): 01-02 Batch: WG2117970-3 WG2117970-4

Surrogate	LCS %Recovery	Qual	LCSD %Recovery	Qual	Acceptance Criteria
1,2-Dichloroethane-d4	117		115		70-130
Toluene-d8	111		105		70-130
4-Bromofluorobenzene	105		106		70-130
Dibromofluoromethane	107		109		70-130

Project Name: 136 FULLER ROAD
Project Number: 2222575.05

Lab Number: L2557418
Report Date: 09/22/25

Sample Receipt and Container Information

Were project specific reporting limits specified? YES

Cooler Information

Cooler	Custody Seal
A	Absent

Container Information

Container ID	Container Type	Cooler	Initial pH	Final pH	Temp deg C	Pres	Seal	Frozen Date/Time	Analysis(*)
L2557418-01A	Vial HCl preserved	NA	NA			Y	Absent		NYTCL-8260-R2(14)
L2557418-01B	Vial HCl preserved	NA	NA			Y	Absent		NYTCL-8260-R2(14)
L2557418-01C	Vial HCl preserved	NA	NA			Y	Absent		NYTCL-8260-R2(14)
L2557418-02A	Vial HCl preserved	NA	NA			Y	Absent		NYTCL-8260-R2(14)
L2557418-02B	Vial HCl preserved	NA	NA			Y	Absent		NYTCL-8260-R2(14)
L2557418-02C	Vial HCl preserved	NA	NA			Y	Absent		NYTCL-8260-R2(14)

*Values in parentheses indicate holding time in days

Project Name:	136 FULLER ROAD	**Lab Number:**	L2557418
Project Number:	2222575.05	**Report Date:**	09/22/25

GLOSSARY

Acronyms

DL	- Detection Limit: This value represents the level to which target analyte concentrations are reported as estimated values, when those target analyte concentrations are quantified below the limit of quantitation (LOQ). The DL includes any adjustments from dilutions, concentrations or moisture content, where applicable. (DoD report formats only.)
EDL	- Estimated Detection Limit: This value represents the level to which target analyte concentrations are reported as estimated values, when those target analyte concentrations are quantified below the reporting limit (RL). The EDL includes any adjustments from dilutions, concentrations or moisture content, where applicable. The use of EDLs is specific to the analysis of PAHs using Solid-Phase Microextraction (SPME).
EMPC	- Estimated Maximum Possible Concentration: The concentration that results from the signal present at the retention time of an analyte when the ions meet all of the identification criteria except the ion abundance ratio criteria. An EMPC is a worst-case estimate of the concentration.
EPA	- Environmental Protection Agency.
LCS	- Laboratory Control Sample: A sample matrix, free from the analytes of interest, spiked with verified known amounts of analytes or a material containing known and verified amounts of analytes.
LCSD	- Laboratory Control Sample Duplicate: Refer to LCS.
LFB	- Laboratory Fortified Blank: A sample matrix, free from the analytes of interest, spiked with verified known amounts of analytes or a material containing known and verified amounts of analytes.
LOD	- Limit of Detection: This value represents the level to which a target analyte can reliably be detected for a specific analyte in a specific matrix by a specific method. The LOD includes any adjustments from dilutions, concentrations or moisture content, where applicable. (DoD report formats only.)
LOQ	- Limit of Quantitation: The value at which an instrument can accurately measure an analyte at a specific concentration. The LOQ includes any adjustments from dilutions, concentrations or moisture content, where applicable. (DoD report formats only.) Limit of Quantitation: The value at which an instrument can accurately measure an analyte at a specific concentration. The LOQ includes any adjustments from dilutions, concentrations or moisture content, where applicable. (DoD report formats only.)
MDL	- Method Detection Limit: This value represents the level to which target analyte concentrations are reported as estimated values, when those target analyte concentrations are quantified below the reporting limit (RL). The MDL includes any adjustments from dilutions, concentrations or moisture content, where applicable.
MS	- Matrix Spike Sample: A sample prepared by adding a known mass of target analyte to a specified amount of matrix sample for which an independent estimate of target analyte concentration is available. For Method 332.0, the spike recovery is calculated using the native concentration, including estimated values.
MSD	- Matrix Spike Sample Duplicate: Refer to MS.
NA	- Not Applicable.
NC	- Not Calculated: Term is utilized when one or more of the results utilized in the calculation are non-detect at the parameter's reporting unit.
NDPA/DPA	- N-Nitrosodiphenylamine/Diphenylamine.
NI	- Not Ignitable.
NP	- Non-Plastic: Term is utilized for the analysis of Atterberg Limits in soil.
NR	- No Results: Term is utilized when 'No Target Compounds Requested' is reported for the analysis of Volatile or Semivolatile Organic TIC only requests.
RL	- Reporting Limit: The value at which an instrument can accurately measure an analyte at a specific concentration. The RL includes any adjustments from dilutions, concentrations or moisture content, where applicable.
RPD	- Relative Percent Difference: The results from matrix and/or matrix spike duplicates are primarily designed to assess the precision of analytical results in a given matrix and are expressed as relative percent difference (RPD). Values which are less than five times the reporting limit for any individual parameter are evaluated by utilizing the absolute difference between the values; although the RPD value will be provided in the report.
SRM	- Standard Reference Material: A reference sample of a known or certified value that is of the same or similar matrix as the associated field samples.
STLP	- Semi-dynamic Tank Leaching Procedure per EPA Method 1315.
TEF	- Toxic Equivalency Factors: The values assigned to each dioxin and furan to evaluate their toxicity relative to 2,3,7,8-TCDD.
TEQ	- Toxic Equivalent: The measure of a sample's toxicity derived by multiplying each dioxin and furan by its corresponding TEF and then summing the resulting values.
TIC	- Tentatively Identified Compound: A compound that has been identified to be present and is not part of the target compound list (TCL) for the method and/or program. All TICs are qualitatively identified and reported as estimated concentrations.

Report Format: DU Report with 'J' Qualifiers

Project Name:	136 FULLER ROAD	**Lab Number:**	L2557418
Project Number:	2222575.05	**Report Date:**	09/22/25

Footnotes

1 - The reference for this analyte should be considered modified since this analyte is absent from the target analyte list of the original method.

Terms

Analytical Method: Both the document from which the method originates and the analytical reference method. (Example: EPA 8260B is shown as 1,8260B.) The codes for the reference method documents are provided in the References section of the Addendum.

Chlordane: The target compound Chlordane (CAS No. 57-74-9) is reported for GC ECD analyses. Per EPA,this compound "refers to a mixture of chlordane isomers, other chlorinated hydrocarbons and numerous other components." (Reference: USEPA Toxicological Review of Chlordane, In Support of Summary Information on the Integrated Risk Information System (IRIS), December 1997.)

Difference: With respect to Total Oxidizable Precursor (TOP) Assay analysis, the difference is defined as the Post-Treatment value minus the Pre-Treatment value.

Final pH: As it pertains to Sample Receipt & Container Information section of the report, Final pH reflects pH of container determined after adjustment at the laboratory, if applicable. If no adjustment required, value reflects Initial pH.

Frozen Date/Time: With respect to Volatile Organics in soil, Frozen Date/Time reflects the date/time at which associated Reagent Water-preserved vials were initially frozen. Note: If frozen date/time is beyond 48 hours from sample collection, value will be reflected in 'bold'.

Gasoline Range Organics (GRO): Gasoline Range Organics (GRO) results include all chromatographic peaks eluting from Methyl tert butyl ether through Naphthalene, with the exception of GRO analysis in support of State of Ohio programs, which includes all chromatographic peaks eluting from Hexane through Dodecane.

Initial pH: As it pertains to Sample Receipt & Container Information section of the report, Initial pH reflects pH of container determined upon receipt, if applicable.

PAH Total: With respect to Alkylated PAH analyses, the 'PAHs, Total' result is defined as the summation of results for all or a subset of the following compounds: Naphthalene, C1-C4 Naphthalenes, 2-Methylnaphthalene, 1-Methylnaphthalene, Biphenyl, Acenaphthylene, Acenaphthene, Fluorene, C1-C3 Fluorenes, Phenanthrene, C1-C4 Phenanthrenes/Anthracenes, Anthracene, Fluoranthene, Pyrene, C1-C4 Fluoranthenes/Pyrenes, Benz(a)anthracene, Chrysene, C1-C4 Chrysenes, Benzo(b)fluoranthene, Benzo(j)+(k)fluoranthene, Benzo(e)pyrene, Benzo(a)pyrene, Perylene, Indeno(1,2,3-cd)pyrene, Dibenz(ah)+(ac)anthracene, Benzo(g,h,i)perylene. If a 'Total' result is requested, the results of its individual components will also be reported.

PFAS Total: With respect to PFAS analyses, the 'PFAS, Total (5)' result is defined as the summation of results for: PFHpA, PFHxS, PFOA, PFNA and PFOS. In addition, the 'PFAS, Total (6)' result is defined as the summation of results for: PFHpA, PFHxS, PFOA, PFNA, PFDA and PFOS. For MassDEP DW compliance analysis only, the 'PFAS, Total (6)' result is defined as the summation of results at or above the RL. Note: If a 'Total' result is requested, the results of its individual components will also be reported.

Total: With respect to Organic analyses, a 'Total' result is defined as the summation of results for individual isomers or Aroclors. If a 'Total' result is requested, the results of its individual components will also be reported. This is applicable to 'Total' results for methods 8260, 8081 and 8082.

Data Qualifiers

A - Spectra identified as "Aldol Condensates" are byproducts of the extraction/concentration procedures when acetone is introduced in the process.

B - The analyte was detected above the reporting limit in the associated method blank. Flag only applies to associated field samples that have detectable concentrations of the analyte at less than ten times (10x) the concentration found in the blank. For MCP-related projects, flag only applies to associated field samples that have detectable concentrations of the analyte at less than ten times (10x) the concentration found in the blank. For DOD-related projects, flag only applies to associated field samples that have detectable concentrations of the analyte at less than ten times (10x) the concentration found in the blank AND the analyte was detected above one-half the reporting limit (or above the reporting limit for common lab contaminants) in the associated method blank. For NJ-Air-related projects, flag only applies to associated field samples that have detectable concentrations of the analyte above the reporting limit. For NJ-related projects (excluding Air), flag only applies to associated field samples that have detectable concentrations of the analyte, which was detected above the reporting limit in the associated method blank or above five times the reporting limit for common lab contaminants (Phthalates, Acetone, Methylene Chloride, 2-Butanone).

C - Co-elution: The target analyte co-elutes with a known lab standard (i.e. surrogate, internal standards, etc.) for co-extracted analyses.

D - Concentration of analyte was quantified from diluted analysis. Flag only applies to field samples that have detectable concentrations of the analyte.

E - Concentration of analyte exceeds the range of the calibration curve and/or linear range of the instrument.

F - The ratio of quantifier ion response to qualifier ion response falls outside of the laboratory criteria. Results are considered to be an estimated maximum concentration.

G - The concentration may be biased high due to matrix interferences (i.e, co-elution) with non-target compound(s). The result should be considered estimated.

H - The analysis of pH was performed beyond the regulatory-required holding time of 15 minutes from the time of sample collection.

I - The lower value for the two columns has been reported due to obvious interference.

J - Estimated value. The Target analyte concentration is below the quantitation limit (RL), but above the Method Detection Limit (MDL) or Estimated Detection Limit (EDL) for SPME-related analyses. This represents an estimated concentration for Tentatively Identified Compounds (TICs). For calculated parameters, this represents that one or more values used in the calculation were

Report Format: DU Report with 'J' Qualifiers

Project Name:	136 FULLER ROAD	**Lab Number:**	L2557418
Project Number:	2222575.05	**Report Date:**	09/22/25

Data Qualifiers

estimated.

M - Reporting Limit (RL) exceeds the MCP CAM Reporting Limit for this analyte.

ND - Not detected at the method detection limit (MDL) for the sample, or estimated detection limit (EDL) for SPME-related analyses.

NJ - Presumptive evidence of compound. This represents an estimated concentration for Tentatively Identified Compounds (TICs), where the identification is based on a mass spectral library search.

P - The RPD between the results for the two columns exceeds the method-specified criteria.

Q - The quality control sample exceeds the associated acceptance criteria. For DOD-related projects, LCS and/or Continuing Calibration Standard exceedences are also qualified on all associated sample results. Note: This flag is not applicable for matrix spike recoveries when the sample concentration is greater than 4x the spike added or for batch duplicate RPD when the sample concentrations are less than 5x the RL. (Metals only.)

R - Analytical results are from sample re-analysis.

RE - Analytical results are from sample re-extraction.

S - Analytical results are from modified screening analysis.

V - The surrogate associated with this target analyte has a recovery outside the QC acceptance limits. (Applicable to MassDEP DW Compliance samples only.)

Z - The batch matrix spike and/or duplicate associated with this target analyte has a recovery/RPD outside the QC acceptance limits. (Applicable to MassDEP DW Compliance samples only.)

Project Name: 136 FULLER ROAD
Project Number: 2222575.05
Lab Number: L2557418
Report Date: 09/22/25

REFERENCES

1 Test Methods for Evaluating Solid Waste: Physical/Chemical Methods. EPA SW-846. Third Edition. Updates I - VI, 2018.

LIMITATION OF LIABILITIES

Pace Analytical Services performs services with reasonable care and diligence normal to the analytical testing laboratory industry. In the event of an error, the sole and exclusive responsibility of Pace Analytical Services shall be to re-perform the work at it's own expense. In no event shall Pace Analytical Services be held liable for any incidental, consequential or special damages, including but not limited to, damages in any way connected with the use of, interpretation of, information or analysis provided by Pace Analytical Services.

We strongly urge our clients to comply with EPA protocol regarding sample volume, preservation, cooling, containers, sampling procedures, holding time and splitting of samples in the field.

Certification Information

The following analytes are not included in our Primary NELAP Scope of Accreditation:

Westborough Facility – 8 Walkup Dr. Westborough, MA 01581
EPA 624.1: m/p-xylene, o-xylene, Naphthalene
EPA 625.1: alpha-Terpineol
EPA 8260D: NPW: 1,2,4,5-Tetramethylbenzene; 4-Ethyltoluene; SCM: Iodomethane (methyl iodide), 1,2,4,5-Tetramethylbenzene; 4-Ethyltoluene.
EPA 8270E: NPW: Dimethylnaphthalene,1,4-Diphenylhydrazine, alpha-Terpineol, Azobenzene; SCM: Dimethylnaphthalene,1,4-Diphenylhydrazine.
SM4500: NPW: Amenable Cyanide; SCM: Total Phosphorus, TKN, NO2, NO3.

Mansfield Facility – 320 Forbes Blvd. Mansfield, MA 02048
SM 2540D: TSS.
EPA TO-15: Halothane, 2,4,4-Trimethyl-2-pentene, 2,4,4-Trimethyl-1-pentene, Thiophene, 2-Methylthiophene, 3-Methylthiophene, 2-Ethylthiophene, 1,2,3-Trimethylbenzene, Indan, Indene, 1,2,4,5-Tetramethylbenzene, Benzothiophene, 1-Methylnaphthalene.
MADEP-APH.
Nonpotable Water: EPA RSK-175 Dissolved Gases
Biological Tissue Matrix: EPA 3050B

Mansfield Facility – 120 Forbes Blvd. Mansfield, MA 02048
EPA TO-15: Halothane, 2,4,4-Trimethyl-2-pentene, 2,4,4-Trimethyl-1-pentene, Thiophene, 2-Methylthiophene, 3-Methylthiophene, 2-Ethylthiophene, 1,2,3-Trimethylbenzene, Indan, Indene, 1,2,4,5-Tetramethylbenzene, Benzothiophene, 1-Methylnaphthalene.
Nonpotable Water: EPA RSK-175 Dissolved Gases

The following test method is not included in our New Jersey Secondary NELAP Scope of Accreditation:

Mansfield Facility – 320 Forbes Blvd. Mansfield, MA 02048
Determination of Selected Perfluorinated Alkyl Substances by Solid Phase Extraction and Liquid Chromatography/Tandem Mass Spectrometry Isotope Dilution (via Alpha SOP 23528)

The following analytes are included in our Massachusetts DEP Scope of Accreditation

Westborough Facility – 8 Walkup Dr. Westborough, MA 01581

Drinking Water
EPA 300.0: Chloride, Nitrate-N, Fluoride, Sulfate; **EPA 353.2**: Nitrate-N, Nitrite-N; **SM4500NO3-F**: Nitrate-N, Nitrite-N; **SM4500F-C, SM4500CN-CE, EPA 180.1, SM2130B, SM4500Cl-D, SM2320B, SM2540C, SM4500H-B, SM4500NO2-B**
EPA 524.2: THMs and VOCs; **EPA 504.1:** EDB, DBCP.
Microbiology: **SM9215B; SM9223-P/A, SM9223B-Colilert-QT,SM9222D**.

Non-Potable Water
SM4500H,B, EPA 120.1, SM2510B, SM2540C, SM2320B, SM4500CL-E, SM4500F-BC, SM4500NH3-BH: Ammonia-N and Kjeldahl-N, **EPA 350.1**: Ammonia-N, **LACHAT 10-107-06-1-B**: Ammonia-N, **EPA 351.1, SM4500NO3-F, EPA 353.2**: Nitrate-N**, SM4500P-E, SM4500P-B, E, SM4500SO4-E, SM5220D, EPA 410.4, SM5210B, SM5310C, SM4500CL-D, SM4500CL-G, EPA 1664, EPA 420.1, SM4500-CN-CE, SM2540D, EPA 300: Chloride, Sulfate, Nitrate.**
EPA 624.1: Volatile Halocarbons & Aromatics,
EPA 608.3: Chlordane, Toxaphene, Aldrin, alpha-BHC, beta-BHC, gamma-BHC, delta-BHC, Dieldrin, DDD, DDE, DDT, Endosulfan I, Endosulfan II, Endosulfan sulfate, Endrin, Endrin Aldehyde, Heptachlor, Heptachlor Epoxide, PCBs
EPA 625.1: SVOC (Acid/Base/Neutral Extractables).
Microbiology: **SM9223B-Colilert-QT; Enterolert-QT.**

Mansfield Facility – 320 Forbes Blvd. Mansfield, MA 02048

Drinking Water
EPA 200.7: Al, Ba, Cd, Cr, Cu, Fe, Mn, Ni, Na, Ag, Ca, Zn. **EPA 200.8:** Al, Sb, As, Ba, Be, Cd, Cr, Cu, Pb, Mn, Ni, Se, Ag, TL, Zn. **EPA 245.1** Hg.
EPA 522, EPA 537.1.

Non-Potable Water
EPA 200.7: Al, Sb, As, Be, Cd, Ca, Cr, Co, Cu, Fe, Pb, Mg, Mn, Mo, Ni, K, Se, Ag, Na, Sr, TL, Ti, V, Zn.
EPA 200.8: Al, Sb**,** As, Be, Cd, Ca, Cr, Cu, Fe, Pb, Mg, Mn, Ni, K, Se, Ag, Na, TL, Zn.
EPA 245.1: Hg. **EPA 245.7:** Hg.
SM2340B

Certification IDs:

Westborough Facility – 8 Walkup Dr. Westborough, MA 01581
CT PH-0826, IL 200077, IN C-MA-03, KY kY98045, ME MA00086, MD 348, MA M-MA086, NH 2064, NJ MA935, NY 11148, NC (DW) 25700, NC (NPW/SCM) 666, OR MA-1316, PA 68-03671, RI LAO00065, TX T104704476, VT VT-0935, VA 460195

Mansfield Facility – 320 Forbes Blvd. Mansfield, MA 02048
MA M-MA00030, CT PH-0825, ANAB/DoD L2474, IL 200081, IN C-MA-04, KY KY98046, LA 85084, ME MA00030, MI 9110, MN 025-999-495, NH 2062, NJ MA015, NY 11627, NC (NPW/SCM) 685, OR MA-0262, PA 68-02089, RI LAO00299, TX T-104704419, VT VT-0015, VA 460194, WA C954

Mansfield Facility – 120 Forbes Blvd. Mansfield, MA 02048
ANAB/DoD L2474, LA 245052, ME MA01156, MN 025-999-498, NH 2249, NJ MA025, NY 12191, OR 4203, TX T104704583, VA 460311, WA C1104.

For a complete listing of analytes and methods, please contact your Project Manager.

NEW YORK CHAIN OF CUSTODY

Westborough, MA 01581
8 Walkup Dr
TEL: 508-898-9220
FAX: 508-898-9193

Mansfield, MA 02048
320 Forbes Blvd
TEL: 508-822-9300
FAX: 508-822-3288

Service Centers
Mahwah, NJ 07430: 35 Whitney Rd, Suite 5
Albany, NY 12205: 14 Walker Way
Tonawanda, NY 14150: 275 Cooper Ave, Suite 105

Page 1 of 1

Date Rec'd in Lab: 9/12/25

ALPHA Job # L2557418

Client Information

Client: LaBella Associates
Address: 9 Bonnie Meadow
Latham, NY 12110
Phone: 720-626-6562
Fax:
Email: bfields@labellapc.com

Project Information

Project Name: 136 Fuller Road
Project Location: Albany, NY
Project #: 2222575.05
(Use Project name as Project #)
Project Manager: Brannon Fields
ALPHAQuote #:

Turn-Around Time

Standard: ☑ Due Date:
Rush (only if pre approved): ☐ # of Days:

These samples have been previously analyzed by Alpha ☐

Other project specific requirements/comments:

Please specify Metals or TAL.

Deliverables

☒ ASP-A ☐ ASP-B
☐ EQuIS (1 File) ☐ EQuIS (4 File)
☐ Other

Regulatory Requirement

☒ NY TOGS ☐ NY Part 375
☐ AWQ Standards ☐ NY CP-51
☐ NY Restricted Use ☐ Other
☐ NY Unrestricted Use
☐ NYC Sewer Discharge

Billing Information

☑ Same as Client Info
PO #
2222575.05

Disposal Site Information

Please identify below location of applicable disposal facilities.
Disposal Facility:
☐ NJ ☐ NY
☐ Other:

ANALYSIS

8260 VOCs

Sample Filtration
☐ Done
☐ Lab to do
Preservation
☐ Lab to do
(Please Specify below)

Sample Specific Comments

ALPHA Lab ID (Lab Use Only)	Sample ID	Collection Date	Collection Time	Sample Matrix	Sampler's Initials	8260 VOCs	Sample Specific Comments
-01	Effluent_AUG25	9/11/25	1410	GW	BF	X	3
-02	Influent_AUG25	9/11/25	1420	GW	BF	X	3

Container Type: V
Preservative: B

Preservative Code: A = None; B = HCl; C = HNO_3; D = H_2SO_4; E = NaOH; F = MeOH; G = $NaHSO_4$; H = $Na_2S_2O_3$; KE = Zn Ac/NaOH; O = Other

Container Code: P = Plastic; A = Amber Glass; V = Vial; G = Glass; B = Bacterial Cup; C = Cube; O = Other; E = Encore; D = BOD Bottle

Westborough: Certification No: MA935
Mansfield: Certification No: MA015

Relinquished By:	Date/Time	Received By:	Date/Time
Brannon Fields / LaBella	9/11/25 @ 1915		9/11 15:15
	9/11 15:22		9/11 2220
	9/12 2215		9/12 0215

Please print clearly, legibly and completely. Samples can not be logged in and turnaround time clock will not start until any ambiguities are resolved. BY EXECUTING THIS COC, THE CLIENT HAS READ AND AGREES TO BE BOUND BY ALPHA'S TERMS & CONDITIONS. (See reverse side.)

Form No: 01-25 HC (rev. 30-Sept-2013)

Sample Delivery Group Summary

Pace Job Number : L2557418

Account Name : LaBella Associates, P.C.
Project Number : 2222575.05
Project Name : 136 FULLER ROAD

Received : 11-SEP-2025
Reviewer : Julie Convery

Delivery Information

Samples Delivered By : Pace Courier

Chain of Custody : Present

Cooler Information

Cooler	Seal/Seal#	Preservation	Temperature(°C)	Additional Information
A	Absent/	Ice	2.8	

Condition Information

1) All samples on COC received?	**YES**
2) Extra samples received?	**NO**
3) Are there any sample container discrepancies?	**NO**
4) Are there any discrepancies between COC & sample labels?	**NO**
5) Are samples in appropriate containers for requested analysis?	**YES**
6) Are samples properly preserved for requested analysis?	**YES**
7) Are samples within holding time for requested analysis?	**YES**
8) All sampling equipment returned?	**NA**

Volatile Organics/VPH

1) Reagent Water Vials Frozen by Client?	**NO**

ANALYTICAL REPORT

Lab Number:	L2560815
Client:	LaBella Associates, P.C. 4 British American Boulevard Latham, NY 12110
ATTN:	Branson Fields
Phone:	(518) 266-7355
Project Name:	136 FULLER ROAD
Project Number:	2222575.05
Report Date:	10/07/25

The original project report/data package is held by Pace Analytical Services. This report/data package is paginated and should be reproduced only in its entirety. Pace Analytical Services holds no responsibility for results and/or data that are not consistent with the original.

Certifications & Approvals: MA (M-MA086), NH NELAP (2064), CT (PH-0826), IL (200077), IN (C-MA-03), KY (KY98045), ME (MA00086), MD (348), NJ (MA935), NY (11148), NC (25700/666), OR (MA-1316), PA (68-03671), RI (LAO00065), TX (T104704476), VT (VT-0935), VA (460195), USDA (Permit #525-23-122-91930A1).

Project Name: 136 FULLER ROAD
Project Number: 2222575.05

Lab Number: L2560815
Report Date: 10/07/25

Lab Sample ID	Client ID	Matrix	Sample Location	Collection Date/Time	Receive Date
L2560815-01	INFLUENT_SEPT25	WATER	ALBANY, NY	09/26/25 09:20	09/26/25
L2560815-02	EFFLUENT_SEPT25	WATER	ALBANY, NY	09/26/25 09:30	09/26/25

Project Name:	136 FULLER ROAD	**Lab Number:**	L2560815
Project Number:	2222575.05	**Report Date:**	10/07/25

Case Narrative

The samples were received in accordance with the Chain of Custody and no significant deviations were encountered during the preparation or analysis unless otherwise noted. Sample Receipt, Container Information, and the Chain of Custody are located at the back of the report.

Results contained within this report relate only to the samples submitted under this Pace Lab Number and meet NELAP requirements for all NELAP accredited parameters unless otherwise noted in the following narrative. The data presented in this report is organized by parameter (i.e. VOC, SVOC, etc.). Sample specific Quality Control data (i.e. Surrogate Spike Recovery) is reported at the end of the target analyte list for each individual sample, followed by the Laboratory Batch Quality Control at the end of each parameter. Tentatively Identified Compounds (TICs), if requested, are reported for compounds identified to be present and are not part of the method/program Target Compound List, even if only a subset of the TCL are being reported. If a sample was re-analyzed or re-extracted due to a required quality control corrective action and if both sets of data are reported, the Laboratory ID of the re-analysis or re-extraction is designated with an "R" or "RE", respectively.

When multiple Batch Quality Control elements are reported (e.g. more than one LCS), the associated samples for each element are noted in the grey shaded header line of each data table. Any Laboratory Batch, Sample Specific % recovery or RPD value that is outside the listed Acceptance Criteria is bolded in the report. In reference to questions H (CAM) or 4 (RCP) when "NO" is checked, the performance criteria for CAM and RCP methods allow for some quality control failures to occur and still be within method compliance. In these instances, the specific failure is not narrated but noted in the associated QC Outlier Summary Report, located directly after the Case Narrative. QC information is also incorporated in the Data Usability Assessment table (Format 11) of our Data Merger tool, where it can be reviewed in conjunction with the sample result, associated regulatory criteria and any associated data usability implications.

Soil/sediments and solids are reported on a dry weight basis unless otherwise noted. Tissues are reported "as received" or on a wet weight basis, unless otherwise noted. Definitions of all data qualifiers and acronyms used in this report are provided in the Glossary located at the back of the report.

HOLD POLICY - For samples submitted on hold, Pace's policy is to hold samples (with the exception of Air canisters) free of charge for 21 calendar days from the date the project is completed. After 21 calendar days, we will dispose of all samples submitted including those put on hold unless you have contacted your Pace Project Manager and made arrangements for Pace to continue to hold the samples. Air canisters will be disposed after 3 business days from the date the project is completed.

Please contact Project Management at 800-624-9220 with any questions.

Project Name:	136 FULLER ROAD	**Lab Number:**	L2560815
Project Number:	2222575.05	**Report Date:**	10/07/25

Case Narrative (continued)

Report Submission

All non-detect (ND) or estimated concentrations (J-qualified) have been quantitated to the limit noted in the MDL column.

I, the undersigned, attest under the pains and penalties of perjury that, to the best of my knowledge and belief and based upon my personal inquiry of those responsible for providing the information contained in this analytical report, such information is accurate and complete. This certificate of analysis is not complete unless this page accompanies any and all pages of this report.

Authorized Signature: Tiffani Morrissey - Tiffani Morrissey

Title: Technical Director/Representative Date: 10/07/25

ORGANICS

VOLATILES

Project Name: 136 FULLER ROAD
Project Number: 2222575.05
Lab Number: L2560815
Report Date: 10/07/25

SAMPLE RESULTS

Lab ID: L2560815-01
Client ID: INFLUENT_SEPT25
Sample Location: ALBANY, NY
Date Collected: 09/26/25 09:20
Date Received: 09/26/25
Field Prep: Not Specified

Sample Depth:
Matrix: Water
Analytical Method: 1,8260D
Analytical Date: 10/06/25 10:44
Analyst: PID

Parameter	Result	Qualifier	Units	RL	MDL	Dilution Factor
Volatile Organics by GC/MS - Westborough Lab						
Methylene chloride	ND		ug/l	2.5	0.70	1
1,1-Dichloroethane	0.96	J	ug/l	2.5	0.70	1
Chloroform	ND		ug/l	2.5	0.70	1
Carbon tetrachloride	ND		ug/l	0.50	0.13	1
1,2-Dichloropropane	ND		ug/l	1.0	0.14	1
Dibromochloromethane	ND		ug/l	0.50	0.15	1
1,1,2-Trichloroethane	ND		ug/l	1.5	0.50	1
Tetrachloroethene	5.4		ug/l	0.50	0.18	1
Chlorobenzene	ND		ug/l	2.5	0.70	1
Trichlorofluoromethane	ND		ug/l	2.5	0.70	1
1,2-Dichloroethane	ND		ug/l	0.50	0.13	1
1,1,1-Trichloroethane	ND		ug/l	2.5	0.70	1
Bromodichloromethane	ND		ug/l	0.50	0.19	1
trans-1,3-Dichloropropene	ND		ug/l	0.50	0.16	1
cis-1,3-Dichloropropene	ND		ug/l	0.50	0.14	1
Bromoform	ND		ug/l	2.0	0.65	1
1,1,2,2-Tetrachloroethane	ND		ug/l	0.50	0.17	1
Benzene	ND		ug/l	0.50	0.16	1
Toluene	ND		ug/l	2.5	0.70	1
Ethylbenzene	ND		ug/l	2.5	0.70	1
Chloromethane	ND		ug/l	2.5	0.70	1
Bromomethane	ND		ug/l	2.5	0.70	1
Vinyl chloride	ND		ug/l	1.0	0.07	1
Chloroethane	ND		ug/l	2.5	0.70	1
1,1-Dichloroethene	ND		ug/l	0.50	0.17	1
trans-1,2-Dichloroethene	ND		ug/l	2.5	0.70	1
Trichloroethene	1.3		ug/l	0.50	0.18	1
1,2-Dichlorobenzene	ND		ug/l	2.5	0.70	1

Project Name: 136 FULLER ROAD
Project Number: 2222575.05

Lab Number: L2560815
Report Date: 10/07/25

SAMPLE RESULTS

Lab ID: L2560815-01
Client ID: INFLUENT_SEPT25
Sample Location: ALBANY, NY

Date Collected: 09/26/25 09:20
Date Received: 09/26/25
Field Prep: Not Specified

Sample Depth:

Parameter	Result	Qualifier	Units	RL	MDL	Dilution Factor
Volatile Organics by GC/MS - Westborough Lab						
1,3-Dichlorobenzene	ND		ug/l	2.5	0.70	1
1,4-Dichlorobenzene	ND		ug/l	2.5	0.70	1
Methyl tert butyl ether	ND		ug/l	2.5	0.17	1
p/m-Xylene	ND		ug/l	2.5	0.70	1
o-Xylene	ND		ug/l	2.5	0.70	1
cis-1,2-Dichloroethene	12		ug/l	2.5	0.70	1
Styrene	ND		ug/l	2.5	0.70	1
Dichlorodifluoromethane	ND		ug/l	5.0	1.0	1
Acetone	4.8	J	ug/l	5.0	1.5	1
Carbon disulfide	ND		ug/l	5.0	1.0	1
2-Butanone	ND		ug/l	5.0	1.9	1
4-Methyl-2-pentanone	ND		ug/l	5.0	1.0	1
2-Hexanone	ND		ug/l	5.0	1.0	1
Bromochloromethane	ND		ug/l	2.5	0.70	1
1,2-Dibromoethane	ND		ug/l	2.0	0.65	1
1,2-Dibromo-3-chloropropane	ND		ug/l	2.5	0.70	1
Isopropylbenzene	ND		ug/l	2.5	0.70	1
1,2,3-Trichlorobenzene	ND		ug/l	2.5	0.70	1
1,2,4-Trichlorobenzene	ND		ug/l	2.5	0.70	1
Methyl Acetate	ND		ug/l	2.0	0.23	1
Cyclohexane	ND		ug/l	10	0.27	1
1,4-Dioxane	ND		ug/l	250	61.	1
Freon-113	ND		ug/l	2.5	0.70	1
Methyl cyclohexane	ND		ug/l	10	0.40	1

Surrogate	% Recovery	Qualifier	Acceptance Criteria
1,2-Dichloroethane-d4	104		70-130
Toluene-d8	101		70-130
4-Bromofluorobenzene	108		70-130
Dibromofluoromethane	110		70-130

Project Name: 136 FULLER ROAD
Project Number: 2222575.05
Lab Number: L2560815
Report Date: 10/07/25

SAMPLE RESULTS

Lab ID: L2560815-02
Client ID: EFFLUENT_SEPT25
Sample Location: ALBANY, NY
Date Collected: 09/26/25 09:30
Date Received: 09/26/25
Field Prep: Not Specified

Sample Depth:
Matrix: Water
Analytical Method: 1,8260D
Analytical Date: 10/06/25 11:08
Analyst: PID

Parameter	Result	Qualifier	Units	RL	MDL	Dilution Factor
Volatile Organics by GC/MS - Westborough Lab						
Methylene chloride	ND		ug/l	2.5	0.70	1
1,1-Dichloroethane	ND		ug/l	2.5	0.70	1
Chloroform	ND		ug/l	2.5	0.70	1
Carbon tetrachloride	ND		ug/l	0.50	0.13	1
1,2-Dichloropropane	ND		ug/l	1.0	0.14	1
Dibromochloromethane	ND		ug/l	0.50	0.15	1
1,1,2-Trichloroethane	ND		ug/l	1.5	0.50	1
Tetrachloroethene	ND		ug/l	0.50	0.18	1
Chlorobenzene	ND		ug/l	2.5	0.70	1
Trichlorofluoromethane	ND		ug/l	2.5	0.70	1
1,2-Dichloroethane	ND		ug/l	0.50	0.13	1
1,1,1-Trichloroethane	ND		ug/l	2.5	0.70	1
Bromodichloromethane	ND		ug/l	0.50	0.19	1
trans-1,3-Dichloropropene	ND		ug/l	0.50	0.16	1
cis-1,3-Dichloropropene	ND		ug/l	0.50	0.14	1
Bromoform	ND		ug/l	2.0	0.65	1
1,1,2,2-Tetrachloroethane	ND		ug/l	0.50	0.17	1
Benzene	ND		ug/l	0.50	0.16	1
Toluene	ND		ug/l	2.5	0.70	1
Ethylbenzene	ND		ug/l	2.5	0.70	1
Chloromethane	ND		ug/l	2.5	0.70	1
Bromomethane	ND		ug/l	2.5	0.70	1
Vinyl chloride	ND		ug/l	1.0	0.07	1
Chloroethane	ND		ug/l	2.5	0.70	1
1,1-Dichloroethene	ND		ug/l	0.50	0.17	1
trans-1,2-Dichloroethene	ND		ug/l	2.5	0.70	1
Trichloroethene	ND		ug/l	0.50	0.18	1
1,2-Dichlorobenzene	ND		ug/l	2.5	0.70	1

Project Name: 136 FULLER ROAD
Project Number: 2222575.05
Lab Number: L2560815
Report Date: 10/07/25

SAMPLE RESULTS

Lab ID: L2560815-02
Client ID: EFFLUENT_SEPT25
Sample Location: ALBANY, NY
Date Collected: 09/26/25 09:30
Date Received: 09/26/25
Field Prep: Not Specified

Sample Depth:

Parameter	Result	Qualifier	Units	RL	MDL	Dilution Factor
Volatile Organics by GC/MS - Westborough Lab						
1,3-Dichlorobenzene	ND		ug/l	2.5	0.70	1
1,4-Dichlorobenzene	ND		ug/l	2.5	0.70	1
Methyl tert butyl ether	ND		ug/l	2.5	0.17	1
p/m-Xylene	ND		ug/l	2.5	0.70	1
o-Xylene	ND		ug/l	2.5	0.70	1
cis-1,2-Dichloroethene	ND		ug/l	2.5	0.70	1
Styrene	ND		ug/l	2.5	0.70	1
Dichlorodifluoromethane	ND		ug/l	5.0	1.0	1
Acetone	ND		ug/l	5.0	1.5	1
Carbon disulfide	ND		ug/l	5.0	1.0	1
2-Butanone	ND		ug/l	5.0	1.9	1
4-Methyl-2-pentanone	ND		ug/l	5.0	1.0	1
2-Hexanone	ND		ug/l	5.0	1.0	1
Bromochloromethane	ND		ug/l	2.5	0.70	1
1,2-Dibromoethane	ND		ug/l	2.0	0.65	1
1,2-Dibromo-3-chloropropane	ND		ug/l	2.5	0.70	1
Isopropylbenzene	ND		ug/l	2.5	0.70	1
1,2,3-Trichlorobenzene	ND		ug/l	2.5	0.70	1
1,2,4-Trichlorobenzene	ND		ug/l	2.5	0.70	1
Methyl Acetate	ND		ug/l	2.0	0.23	1
Cyclohexane	ND		ug/l	10	0.27	1
1,4-Dioxane	82	J	ug/l	250	61.	1
Freon-113	ND		ug/l	2.5	0.70	1
Methyl cyclohexane	ND		ug/l	10	0.40	1

Surrogate	% Recovery	Qualifier	Acceptance Criteria
1,2-Dichloroethane-d4	105		70-130
Toluene-d8	100		70-130
4-Bromofluorobenzene	107		70-130
Dibromofluoromethane	109		70-130

Project Name: 136 FULLER ROAD
Project Number: 2222575.05
Lab Number: L2560815
Report Date: 10/07/25

Method Blank Analysis
Batch Quality Control

Analytical Method: 1,8260D
Analytical Date: 10/06/25 08:43
Analyst: PID

Parameter	Result	Qualifier	Units	RL	MDL
Volatile Organics by GC/MS - Westborough Lab for sample(s): 01-02 Batch: WG2124151-5					
Methylene chloride	ND		ug/l	2.5	0.70
1,1-Dichloroethane	ND		ug/l	2.5	0.70
Chloroform	ND		ug/l	2.5	0.70
Carbon tetrachloride	ND		ug/l	0.50	0.13
1,2-Dichloropropane	ND		ug/l	1.0	0.14
Dibromochloromethane	ND		ug/l	0.50	0.15
1,1,2-Trichloroethane	ND		ug/l	1.5	0.50
Tetrachloroethene	ND		ug/l	0.50	0.18
Chlorobenzene	ND		ug/l	2.5	0.70
Trichlorofluoromethane	ND		ug/l	2.5	0.70
1,2-Dichloroethane	ND		ug/l	0.50	0.13
1,1,1-Trichloroethane	ND		ug/l	2.5	0.70
Bromodichloromethane	ND		ug/l	0.50	0.19
trans-1,3-Dichloropropene	ND		ug/l	0.50	0.16
cis-1,3-Dichloropropene	ND		ug/l	0.50	0.14
Bromoform	ND		ug/l	2.0	0.65
1,1,2,2-Tetrachloroethane	ND		ug/l	0.50	0.17
Benzene	ND		ug/l	0.50	0.16
Toluene	ND		ug/l	2.5	0.70
Ethylbenzene	ND		ug/l	2.5	0.70
Chloromethane	ND		ug/l	2.5	0.70
Bromomethane	ND		ug/l	2.5	0.70
Vinyl chloride	ND		ug/l	1.0	0.07
Chloroethane	ND		ug/l	2.5	0.70

Project Name: 136 FULLER ROAD
Project Number: 2222575.05
Lab Number: L2560815
Report Date: 10/07/25

Method Blank Analysis
Batch Quality Control

Analytical Method: 1,8260D
Analytical Date: 10/06/25 08:43
Analyst: PID

Parameter	Result	Qualifier	Units	RL	MDL
Volatile Organics by GC/MS - Westborough Lab for sample(s): 01-02 Batch: WG2124151-5					
1,1-Dichloroethene	ND		ug/l	0.50	0.17
trans-1,2-Dichloroethene	ND		ug/l	2.5	0.70
Trichloroethene	ND		ug/l	0.50	0.18
1,2-Dichlorobenzene	ND		ug/l	2.5	0.70
1,3-Dichlorobenzene	ND		ug/l	2.5	0.70
1,4-Dichlorobenzene	ND		ug/l	2.5	0.70
Methyl tert butyl ether	ND		ug/l	2.5	0.17
p/m-Xylene	ND		ug/l	2.5	0.70
o-Xylene	ND		ug/l	2.5	0.70
cis-1,2-Dichloroethene	ND		ug/l	2.5	0.70
Styrene	ND		ug/l	2.5	0.70
Dichlorodifluoromethane	ND		ug/l	5.0	1.0
Acetone	ND		ug/l	5.0	1.5
Carbon disulfide	ND		ug/l	5.0	1.0
2-Butanone	ND		ug/l	5.0	1.9
4-Methyl-2-pentanone	ND		ug/l	5.0	1.0
2-Hexanone	ND		ug/l	5.0	1.0
Bromochloromethane	ND		ug/l	2.5	0.70
1,2-Dibromoethane	ND		ug/l	2.0	0.65
1,2-Dibromo-3-chloropropane	ND		ug/l	2.5	0.70
Isopropylbenzene	ND		ug/l	2.5	0.70
1,2,3-Trichlorobenzene	ND		ug/l	2.5	0.70
1,2,4-Trichlorobenzene	ND		ug/l	2.5	0.70
Methyl Acetate	ND		ug/l	2.0	0.23

Project Name: 136 FULLER ROAD
Project Number: 2222575.05
Lab Number: L2560815
Report Date: 10/07/25

Method Blank Analysis
Batch Quality Control

Analytical Method: 1,8260D
Analytical Date: 10/06/25 08:43
Analyst: PID

Parameter	Result	Qualifier	Units	RL	MDL
Volatile Organics by GC/MS - Westborough Lab for sample(s): 01-02 Batch: WG2124151-5					
Cyclohexane	ND		ug/l	10	0.27
1,4-Dioxane	ND		ug/l	250	61.
Freon-113	ND		ug/l	2.5	0.70
Methyl cyclohexane	ND		ug/l	10	0.40

Surrogate	%Recovery	Qualifier	Acceptance Criteria
1,2-Dichloroethane-d4	109		70-130
Toluene-d8	100		70-130
4-Bromofluorobenzene	108		70-130
Dibromofluoromethane	107		70-130

Lab Control Sample Analysis
Batch Quality Control

Project Name: 136 FULLER ROAD
Project Number: 2222575.05

Lab Number: L2560815
Report Date: 10/07/25

Parameter	LCS %Recovery	Qual	LCSD %Recovery	Qual	%Recovery Limits	RPD	Qual	RPD Limits
Volatile Organics by GC/MS - Westborough Lab Associated sample(s): 01-02 Batch: WG2124151-3 WG2124151-4								
Methylene chloride	99		96		70-130	3		20
1,1-Dichloroethane	100		96		70-130	4		20
Chloroform	99		96		70-130	3		20
Carbon tetrachloride	97		94		63-132	3		20
1,2-Dichloropropane	95		100		70-130	5		20
Dibromochloromethane	87		93		63-130	7		20
1,1,2-Trichloroethane	92		100		70-130	8		20
Tetrachloroethene	93		91		70-130	2		20
Chlorobenzene	94		94		75-130	0		20
Trichlorofluoromethane	98		90		62-150	9		20
1,2-Dichloroethane	96		98		70-130	2		20
1,1,1-Trichloroethane	95		90		67-130	5		20
Bromodichloromethane	94		96		67-130	2		20
trans-1,3-Dichloropropene	87		92		70-130	6		20
cis-1,3-Dichloropropene	92		94		70-130	2		20
Bromoform	86		93		54-136	8		20
1,1,2,2-Tetrachloroethane	96		100		67-130	4		20
Benzene	100		99		70-130	1		20
Toluene	95		94		70-130	1		20

Lab Control Sample Analysis
Batch Quality Control

Project Name: 136 FULLER ROAD
Project Number: 2222575.05

Lab Number: L2560815
Report Date: 10/07/25

Parameter	LCS %Recovery	Qual	LCSD %Recovery	Qual	%Recovery Limits	RPD	Qual	RPD Limits
Volatile Organics by GC/MS - Westborough Lab Associated sample(s): 01-02 Batch: WG2124151-3 WG2124151-4								
Ethylbenzene	96		92		70-130	4		20
Chloromethane	97		90		64-130	7		20
Bromomethane	110		95		39-139	15		20
Vinyl chloride	110		110		55-140	0		20
Chloroethane	120		110		55-138	9		20
1,1-Dichloroethene	100		93		61-145	7		20
trans-1,2-Dichloroethene	100		96		70-130	4		20
Trichloroethene	85		86		70-130	1		20
1,2-Dichlorobenzene	94		97		70-130	3		20
1,3-Dichlorobenzene	96		98		70-130	2		20
1,4-Dichlorobenzene	93		95		70-130	2		20
Methyl tert butyl ether	96		100		63-130	4		20
p/m-Xylene	100		95		70-130	5		20
o-Xylene	95		95		70-130	0		20
cis-1,2-Dichloroethene	98		96		70-130	2		20
Styrene	100		100		70-130	0		20
Dichlorodifluoromethane	110		98		36-147	12		20
Acetone	100		110		58-148	10		20
Carbon disulfide	110		100		51-130	10		20

Lab Control Sample Analysis
Batch Quality Control

Project Name: 136 FULLER ROAD
Project Number: 2222575.05

Lab Number: L2560815
Report Date: 10/07/25

Parameter	LCS %Recovery	Qual	LCSD %Recovery	Qual	%Recovery Limits	RPD	Qual	RPD Limits
Volatile Organics by GC/MS - Westborough Lab Associated sample(s): 01-02 Batch: WG2124151-3 WG2124151-4								
2-Butanone	98		110		63-138	12		20
4-Methyl-2-pentanone	90		95		59-130	5		20
2-Hexanone	90		96		57-130	6		20
Bromochloromethane	96		98		70-130	2		20
1,2-Dibromoethane	86		92		70-130	7		20
1,2-Dibromo-3-chloropropane	93		94		41-144	1		20
Isopropylbenzene	97		96		70-130	1		20
1,2,3-Trichlorobenzene	98		100		70-130	2		20
1,2,4-Trichlorobenzene	94		98		70-130	4		20
Methyl Acetate	100		110		70-130	10		20
Cyclohexane	100		96		70-130	4		20
1,4-Dioxane	100		98		56-162	2		20
Freon-113	110		100		70-130	10		20
Methyl cyclohexane	97		90		70-130	7		20

Lab Control Sample Analysis
Batch Quality Control

Project Name: 136 FULLER ROAD
Project Number: 2222575.05

Lab Number: L2560815
Report Date: 10/07/25

Parameter	LCS %Recovery	Qual	LCSD %Recovery	Qual	%Recovery Limits	RPD	Qual	RPD Limits

Volatile Organics by GC/MS - Westborough Lab Associated sample(s): 01-02 Batch: WG2124151-3 WG2124151-4

Surrogate	LCS %Recovery	Qual	LCSD %Recovery	Qual	Acceptance Criteria
1,2-Dichloroethane-d4	102		102		70-130
Toluene-d8	101		100		70-130
4-Bromofluorobenzene	103		103		70-130
Dibromofluoromethane	104		100		70-130

Project Name: 136 FULLER ROAD
Project Number: 2222575.05

Lab Number: L2560815
Report Date: 10/07/25

Sample Receipt and Container Information

Were project specific reporting limits specified? YES

Cooler Information

Cooler	Custody Seal
A	Absent

Container Information

Container ID	Container Type	Cooler	Initial pH	Final pH	Temp deg C	Pres	Seal	Frozen Date/Time	Analysis(*)
L2560815-01A	Vial HCl preserved	NA	NA			Y	Absent		NYTCL-8260-R2(14)
L2560815-01B	Vial HCl preserved	NA	NA			Y	Absent		NYTCL-8260-R2(14)
L2560815-01C	Vial HCl preserved	NA	NA			Y	Absent		NYTCL-8260-R2(14)
L2560815-02A	Vial HCl preserved	NA	NA			Y	Absent		NYTCL-8260-R2(14)
L2560815-02B	Vial HCl preserved	NA	NA			Y	Absent		NYTCL-8260-R2(14)
L2560815-02C	Vial HCl preserved	NA	NA			Y	Absent		NYTCL-8260-R2(14)

*Values in parentheses indicate holding time in days

Project Name:	136 FULLER ROAD	**Lab Number:**	L2560815
Project Number:	2222575.05	**Report Date:**	10/07/25

GLOSSARY

Acronyms

DL	- Detection Limit: This value represents the level to which target analyte concentrations are reported as estimated values, when those target analyte concentrations are quantified below the limit of quantitation (LOQ). The DL includes any adjustments from dilutions, concentrations or moisture content, where applicable. (DoD report formats only.)
EDL	- Estimated Detection Limit: This value represents the level to which target analyte concentrations are reported as estimated values, when those target analyte concentrations are quantified below the reporting limit (RL). The EDL includes any adjustments from dilutions, concentrations or moisture content, where applicable. The use of EDLs is specific to the analysis of PAHs using Solid-Phase Microextraction (SPME).
EMPC	- Estimated Maximum Possible Concentration: The concentration that results from the signal present at the retention time of an analyte when the ions meet all of the identification criteria except the ion abundance ratio criteria. An EMPC is a worst-case estimate of the concentration.
EPA	- Environmental Protection Agency.
LCS	- Laboratory Control Sample: A sample matrix, free from the analytes of interest, spiked with verified known amounts of analytes or a material containing known and verified amounts of analytes.
LCSD	- Laboratory Control Sample Duplicate: Refer to LCS.
LFB	- Laboratory Fortified Blank: A sample matrix, free from the analytes of interest, spiked with verified known amounts of analytes or a material containing known and verified amounts of analytes.
LOD	- Limit of Detection: This value represents the level to which a target analyte can reliably be detected for a specific analyte in a specific matrix by a specific method. The LOD includes any adjustments from dilutions, concentrations or moisture content, where applicable. (DoD report formats only.)
LOQ	- Limit of Quantitation: The value at which an instrument can accurately measure an analyte at a specific concentration. The LOQ includes any adjustments from dilutions, concentrations or moisture content, where applicable. (DoD report formats only.) Limit of Quantitation: The value at which an instrument can accurately measure an analyte at a specific concentration. The LOQ includes any adjustments from dilutions, concentrations or moisture content, where applicable. (DoD report formats only.)
MDL	- Method Detection Limit: This value represents the level to which target analyte concentrations are reported as estimated values, when those target analyte concentrations are quantified below the reporting limit (RL). The MDL includes any adjustments from dilutions, concentrations or moisture content, where applicable.
MS	- Matrix Spike Sample: A sample prepared by adding a known mass of target analyte to a specified amount of matrix sample for which an independent estimate of target analyte concentration is available. For Method 332.0, the spike recovery is calculated using the native concentration, including estimated values.
MSD	- Matrix Spike Sample Duplicate: Refer to MS.
NA	- Not Applicable.
NC	- Not Calculated: Term is utilized when one or more of the results utilized in the calculation are non-detect at the parameter's reporting unit.
NDPA/DPA	- N-Nitrosodiphenylamine/Diphenylamine.
NI	- Not Ignitable.
NP	- Non-Plastic: Term is utilized for the analysis of Atterberg Limits in soil.
NR	- No Results: Term is utilized when 'No Target Compounds Requested' is reported for the analysis of Volatile or Semivolatile Organic TIC only requests.
RL	- Reporting Limit: The value at which an instrument can accurately measure an analyte at a specific concentration. The RL includes any adjustments from dilutions, concentrations or moisture content, where applicable.
RPD	- Relative Percent Difference: The results from matrix and/or matrix spike duplicates are primarily designed to assess the precision of analytical results in a given matrix and are expressed as relative percent difference (RPD). Values which are less than five times the reporting limit for any individual parameter are evaluated by utilizing the absolute difference between the values; although the RPD value will be provided in the report.
SRM	- Standard Reference Material: A reference sample of a known or certified value that is of the same or similar matrix as the associated field samples.
STLP	- Semi-dynamic Tank Leaching Procedure per EPA Method 1315.
TEF	- Toxic Equivalency Factors: The values assigned to each dioxin and furan to evaluate their toxicity relative to 2,3,7,8-TCDD.
TEQ	- Toxic Equivalent: The measure of a sample's toxicity derived by multiplying each dioxin and furan by its corresponding TEF and then summing the resulting values.
TIC	- Tentatively Identified Compound: A compound that has been identified to be present and is not part of the target compound list (TCL) for the method and/or program. All TICs are qualitatively identified and reported as estimated concentrations.

Report Format: DU Report with 'J' Qualifiers

Project Name:	136 FULLER ROAD	**Lab Number:**	L2560815
Project Number:	2222575.05	**Report Date:**	10/07/25

Footnotes

1 - The reference for this analyte should be considered modified since this analyte is absent from the target analyte list of the original method.

Terms

Analytical Method: Both the document from which the method originates and the analytical reference method. (Example: EPA 8260B is shown as 1,8260B.) The codes for the reference method documents are provided in the References section of the Addendum.

Chlordane: The target compound Chlordane (CAS No. 57-74-9) is reported for GC ECD analyses. Per EPA,this compound "refers to a mixture of chlordane isomers, other chlorinated hydrocarbons and numerous other components." (Reference: USEPA Toxicological Review of Chlordane, In Support of Summary Information on the Integrated Risk Information System (IRIS), December 1997.)

Difference: With respect to Total Oxidizable Precursor (TOP) Assay analysis, the difference is defined as the Post-Treatment value minus the Pre-Treatment value.

Final pH: As it pertains to Sample Receipt & Container Information section of the report, Final pH reflects pH of container determined after adjustment at the laboratory, if applicable. If no adjustment required, value reflects Initial pH.

Frozen Date/Time: With respect to Volatile Organics in soil, Frozen Date/Time reflects the date/time at which associated Reagent Water-preserved vials were initially frozen. Note: If frozen date/time is beyond 48 hours from sample collection, value will be reflected in 'bold'.

Gasoline Range Organics (GRO): Gasoline Range Organics (GRO) results include all chromatographic peaks eluting from Methyl tert butyl ether through Naphthalene, with the exception of GRO analysis in support of State of Ohio programs, which includes all chromatographic peaks eluting from Hexane through Dodecane.

Initial pH: As it pertains to Sample Receipt & Container Information section of the report, Initial pH reflects pH of container determined upon receipt, if applicable.

PAH Total: With respect to Alkylated PAH analyses, the 'PAHs, Total' result is defined as the summation of results for all or a subset of the following compounds: Naphthalene, C1-C4 Naphthalenes, 2-Methylnaphthalene, 1-Methylnaphthalene, Biphenyl, Acenaphthylene, Acenaphthene, Fluorene, C1-C3 Fluorenes, Phenanthrene, C1-C4 Phenanthrenes/Anthracenes, Anthracene, Fluoranthene, Pyrene, C1-C4 Fluoranthenes/Pyrenes, Benz(a)anthracene, Chrysene, C1-C4 Chrysenes, Benzo(b)fluoranthene, Benzo(j)+(k)fluoranthene, Benzo(e)pyrene, Benzo(a)pyrene, Perylene, Indeno(1,2,3-cd)pyrene, Dibenz(ah)+(ac)anthracene, Benzo(g,h,i)perylene. If a 'Total' result is requested, the results of its individual components will also be reported.

PFAS Total: With respect to PFAS analyses, the 'PFAS, Total (5)' result is defined as the summation of results for: PFHpA, PFHxS, PFOA, PFNA and PFOS. In addition, the 'PFAS, Total (6)' result is defined as the summation of results for: PFHpA, PFHxS, PFOA, PFNA, PFDA and PFOS. For MassDEP DW compliance analysis only, the 'PFAS, Total (6)' result is defined as the summation of results at or above the RL. Note: If a 'Total' result is requested, the results of its individual components will also be reported.

Total: With respect to Organic analyses, a 'Total' result is defined as the summation of results for individual isomers or Aroclors. If a 'Total' result is requested, the results of its individual components will also be reported. This is applicable to 'Total' results for methods 8260, 8081 and 8082.

Data Qualifiers

A - Spectra identified as "Aldol Condensates" are byproducts of the extraction/concentration procedures when acetone is introduced in the process.

B - The analyte was detected above the reporting limit in the associated method blank. Flag only applies to associated field samples that have detectable concentrations of the analyte at less than ten times (10x) the concentration found in the blank. For MCP-related projects, flag only applies to associated field samples that have detectable concentrations of the analyte at less than ten times (10x) the concentration found in the blank. For DOD-related projects, flag only applies to associated field samples that have detectable concentrations of the analyte at less than ten times (10x) the concentration found in the blank AND the analyte was detected above one-half the reporting limit (or above the reporting limit for common lab contaminants) in the associated method blank. For NJ-Air-related projects, flag only applies to associated field samples that have detectable concentrations of the analyte above the reporting limit. For NJ-related projects (excluding Air), flag only applies to associated field samples that have detectable concentrations of the analyte, which was detected above the reporting limit in the associated method blank or above five times the reporting limit for common lab contaminants (Phthalates, Acetone, Methylene Chloride, 2-Butanone).

C - Co-elution: The target analyte co-elutes with a known lab standard (i.e. surrogate, internal standards, etc.) for co-extracted analyses.

D - Concentration of analyte was quantified from diluted analysis. Flag only applies to field samples that have detectable concentrations of the analyte.

E - Concentration of analyte exceeds the range of the calibration curve and/or linear range of the instrument.

F - The ratio of quantifier ion response to qualifier ion response falls outside of the laboratory criteria. Results are considered to be an estimated maximum concentration.

G - The concentration may be biased high due to matrix interferences (i.e, co-elution) with non-target compound(s). The result should be considered estimated.

H - The analysis of pH was performed beyond the regulatory-required holding time of 15 minutes from the time of sample collection.

I - The lower value for the two columns has been reported due to obvious interference.

J - Estimated value. The Target analyte concentration is below the quantitation limit (RL), but above the Method Detection Limit (MDL) or Estimated Detection Limit (EDL) for SPME-related analyses. This represents an estimated concentration for Tentatively Identified Compounds (TICs). For calculated parameters, this represents that one or more values used in the calculation were

Report Format: DU Report with 'J' Qualifiers

Project Name:	136 FULLER ROAD	**Lab Number:**	L2560815
Project Number:	2222575.05	**Report Date:**	10/07/25

Data Qualifiers

estimated.

M - Reporting Limit (RL) exceeds the MCP CAM Reporting Limit for this analyte.

ND - Not detected at the method detection limit (MDL) for the sample, or estimated detection limit (EDL) for SPME-related analyses.

NJ - Presumptive evidence of compound. This represents an estimated concentration for Tentatively Identified Compounds (TICs), where the identification is based on a mass spectral library search.

P - The RPD between the results for the two columns exceeds the method-specified criteria.

Q - The quality control sample exceeds the associated acceptance criteria. For DOD-related projects, LCS and/or Continuing Calibration Standard exceedences are also qualified on all associated sample results. Note: This flag is not applicable for matrix spike recoveries when the sample concentration is greater than 4x the spike added or for batch duplicate RPD when the sample concentrations are less than 5x the RL. (Metals only.)

R - Analytical results are from sample re-analysis.

RE - Analytical results are from sample re-extraction.

S - Analytical results are from modified screening analysis.

V - The surrogate associated with this target analyte has a recovery outside the QC acceptance limits. (Applicable to MassDEP DW Compliance samples only.)

Z - The batch matrix spike and/or duplicate associated with this target analyte has a recovery/RPD outside the QC acceptance limits. (Applicable to MassDEP DW Compliance samples only.)

Project Name: 136 FULLER ROAD
Project Number: 2222575.05
Lab Number: L2560815
Report Date: 10/07/25

REFERENCES

1 Test Methods for Evaluating Solid Waste: Physical/Chemical Methods. EPA SW-846. Third Edition. Updates I - VI, 2018.

LIMITATION OF LIABILITIES

Pace Analytical Services performs services with reasonable care and diligence normal to the analytical testing laboratory industry. In the event of an error, the sole and exclusive responsibility of Pace Analytical Services shall be to re-perform the work at it's own expense. In no event shall Pace Analytical Services be held liable for any incidental, consequential or special damages, including but not limited to, damages in any way connected with the use of, interpretation of, information or analysis provided by Pace Analytical Services.

We strongly urge our clients to comply with EPA protocol regarding sample volume, preservation, cooling, containers, sampling procedures, holding time and splitting of samples in the field.

Certification Information

The following analytes are not included in our Primary NELAP Scope of Accreditation:

Westborough Facility – 8 Walkup Dr. Westborough, MA 01581
EPA 624.1: m/p-xylene, o-xylene, Naphthalene
EPA 625.1: alpha-Terpineol
EPA 8260D: NPW: 1,2,4,5-Tetramethylbenzene; 4-Ethyltoluene; SCM: Iodomethane (methyl iodide), 1,2,4,5-Tetramethylbenzene; 4-Ethyltoluene.
EPA 8270E: NPW: Dimethylnaphthalene,1,4-Diphenylhydrazine, alpha-Terpineol, Azobenzene; SCM: Dimethylnaphthalene,1,4-Diphenylhydrazine.
SM4500: NPW: Amenable Cyanide; SCM: Total Phosphorus, TKN, NO2, NO3.

Mansfield Facility – 320 Forbes Blvd. Mansfield, MA 02048
SM 2540D: TSS.
EPA TO-15: Halothane, 2,4,4-Trimethyl-2-pentene, 2,4,4-Trimethyl-1-pentene, Thiophene, 2-Methylthiophene, 3-Methylthiophene, 2-Ethylthiophene, 1,2,3-Trimethylbenzene, Indan, Indene, 1,2,4,5-Tetramethylbenzene, Benzothiophene, 1-Methylnaphthalene.
MADEP-APH.
Nonpotable Water: EPA RSK-175 Dissolved Gases
Biological Tissue Matrix: EPA 3050B

Mansfield Facility – 120 Forbes Blvd. Mansfield, MA 02048
EPA TO-15: Halothane, 2,4,4-Trimethyl-2-pentene, 2,4,4-Trimethyl-1-pentene, Thiophene, 2-Methylthiophene, 3-Methylthiophene, 2-Ethylthiophene, 1,2,3-Trimethylbenzene, Indan, Indene, 1,2,4,5-Tetramethylbenzene, Benzothiophene, 1-Methylnaphthalene.
Nonpotable Water: EPA RSK-175 Dissolved Gases

The following test method is not included in our New Jersey Secondary NELAP Scope of Accreditation:

Mansfield Facility – 320 Forbes Blvd. Mansfield, MA 02048
Determination of Selected Perfluorinated Alkyl Substances by Solid Phase Extraction and Liquid Chromatography/Tandem Mass Spectrometry Isotope Dilution (via Alpha SOP 23528)

The following analytes are included in our Massachusetts DEP Scope of Accreditation

Westborough Facility – 8 Walkup Dr. Westborough, MA 01581

Drinking Water
EPA 300.0: Chloride, Nitrate-N, Fluoride, Sulfate; **EPA 353.2**: Nitrate-N, Nitrite-N; **SM4500NO3-F**: Nitrate-N, Nitrite-N; **SM4500F-C, SM4500CN-CE, EPA 180.1, SM2130B, SM4500Cl-D, SM2320B, SM2540C, SM4500H-B, SM4500NO2-B**
EPA 524.2: THMs and VOCs; **EPA 504.1:** EDB, DBCP.
Microbiology: **SM9215B; SM9223-P/A, SM9223B-Colilert-QT,SM9222D**.

Non-Potable Water
SM4500H,B, EPA 120.1, SM2510B, SM2540C, SM2320B, SM4500CL-E, SM4500F-BC, SM4500NH3-BH: Ammonia-N and Kjeldahl-N, **EPA 350.1**: Ammonia-N, **LACHAT 10-107-06-1-B**: Ammonia-N, **EPA 351.1, SM4500NO3-F, EPA 353.2**: Nitrate-N**, SM4500P-E, SM4500P-B, E, SM4500SO4-E, SM5220D, EPA 410.4, SM5210B, SM5310C, SM4500CL-D, SM4500CL-G, EPA 1664, EPA 420.1, SM4500-CN-CE, SM2540D, EPA 300: Chloride, Sulfate, Nitrate.**
EPA 624.1: Volatile Halocarbons & Aromatics,
EPA 608.3: Chlordane, Toxaphene, Aldrin, alpha-BHC, beta-BHC, gamma-BHC, delta-BHC, Dieldrin, DDD, DDE, DDT, Endosulfan I, Endosulfan II, Endosulfan sulfate, Endrin, Endrin Aldehyde, Heptachlor, Heptachlor Epoxide, PCBs
EPA 625.1: SVOC (Acid/Base/Neutral Extractables).
Microbiology: **SM9223B-Colilert-QT; Enterolert-QT.**

Mansfield Facility – 320 Forbes Blvd. Mansfield, MA 02048

Drinking Water
EPA 200.7: Al, Ba, Cd, Cr, Cu, Fe, Mn, Ni, Na, Ag, Ca, Zn. **EPA 200.8:** Al, Sb, As, Ba, Be, Cd, Cr, Cu, Pb, Mn, Ni, Se, Ag, TL, Zn. **EPA 245.1** Hg.
EPA 522, EPA 537.1.

Non-Potable Water
EPA 200.7: Al, Sb, As, Be, Cd, Ca, Cr, Co, Cu, Fe, Pb, Mg, Mn, Mo, Ni, K, Se, Ag, Na, Sr, TL, Ti, V, Zn.
EPA 200.8: Al, Sb**,** As, Be, Cd, Ca, Cr, Cu, Fe, Pb, Mg, Mn, Ni, K, Se, Ag, Na, TL, Zn.
EPA 245.1: Hg. **EPA 245.7:** Hg.
SM2340B

Certification IDs:

Westborough Facility – 8 Walkup Dr. Westborough, MA 01581
CT PH-0826, IL 200077, IN C-MA-03, KY kY98045, ME MA00086, MD 348, MA M-MA086, NH 2064, NJ MA935, NY 11148, NC (DW) 25700, NC (NPW/SCM) 666, OR MA-1316, PA 68-03671, RI LAO00065, TX T104704476, VT VT-0935, VA 460195

Mansfield Facility – 320 Forbes Blvd. Mansfield, MA 02048
MA M-MA00030, CT PH-0825, ANAB/DoD L2474, IL 200081, IN C-MA-04, KY KY98046, LA 85084, ME MA00030, MI 9110, MN 025-999-495, NH 2062, NJ MA015, NY 11627, NC (NPW/SCM) 685, OR MA-0262, PA 68-02089, RI LAO00299, TX T-104704419, VT VT-0015, VA 460194, WA C954

Mansfield Facility – 120 Forbes Blvd. Mansfield, MA 02048
ANAB/DoD L2474, LA 245052, ME MA01156, MN 025-999-498, NH 2249, NJ MA025, NY 12191, OR 4203, TX T104704583, VA 460311, WA C1104.

For a complete listing of analytes and methods, please contact your Project Manager.

NEW YORK CHAIN OF CUSTODY

Alpha

Westborough, MA 01581
8 Walkup Dr.
TEL: 508-898-9220
FAX: 508-898-9193

Mansfield, MA 02048
320 Forbes Blvd
TEL: 508-822-9300
FAX: 508-822-3288

Service Centers
Mahwah, NJ 07430: 35 Whitney Rd, Suite 5
Albany, NY 12205: 14 Walker Way
Tonawanda, NY 14150: 275 Cooper Ave, Suite 105

Page 1 of 1

Date Rec'd in Lab: 9/27/25

ALPHA Job # L2560815

Client Information

Client: LaBella Associates
Address: 4 British American Blvd
Latham, NY 12110
Phone: 720-640-6362
Fax:
Email: bfields@labellapc.com

Project Information

Project Name: 130 Fuller Road
Project Location: Albany, NY
Project #: 2232575.05
(Use Project name as Project #)
Project Manager: Brianson Fields
ALPHAQuote #:

Turn-Around Time

Standard: ☒
Rush (only if pre approved): ☐
Due Date:
# of Days:

These samples have been previously analyzed by Alpha ☐

Other project specific requirements/comments:

Invoice to AP?k@labellapc.com

Please specify Metals or TAL.

Deliverables

☐ ASP-A ☐ ASP-B
☐ EQuIS (1 File) ☐ EQuIS (4 File)
☐ Other

Regulatory Requirement

☒ NY TOGS ☐ NY Part 375
☐ AWQ Standards ☐ NY CP-51
☐ NY Restricted Use ☐ Other
☐ NY Unrestricted Use
☐ NYC Sewer Discharge

Billing Information

☒ Same as Client Info
PO #: 2232575.05

Disposal Site Information

Please identify below location of applicable disposal facilities.
Disposal Facility:
☐ NJ ☐ NY
☐ Other

ANALYSIS

B260 VOCs MYTEL

Sample Filtration
☐ Done
☐ Lab to do
Preservation
☐ Lab to do
(Please Specify below)

ALPHA Lab ID (Lab Use Only)	Sample ID	Collection Date	Collection Time	Sample Matrix	Sampler's Initials	B260 VOCs MYTEL	Sample Specific Comments	Total # Bottles
L2560815-01	Influent_SEPT25	9/26/25	09:20	GW	BF	X		3
-02	Effluent_SEPT25	9/26/25	09:30	GW	BF	X		3

Container Type: V
Preservative: B

Preservative Code:
A = None
B = HCl
C = HNO_3
D = H_2SO_4
E = NaOH
F = MeOH
G = $NaHSO_4$
H = $Na_2S_2O_3$
KE = Zn Ac/NaOH
O = Other

Container Code
P = Plastic
A = Amber Glass
V = Vial
G = Glass
B = Bacteria Cup
C = Cube
O = Other
E = Encore
D = BOD Bottle

Westboro: Certification No: MA935
Mansfield: Certification No: MA015

Relinquished By:	Date/Time	Received By:	Date/Time
Brianson Fields/LaBella	9/26/25@ 10:30	Bruce	9/26 10:30
	9/26 1400		9/26 2200
	9/26 2000		09/27/25 02:00

Please print clearly, legibly and completely. Samples can not be logged in and turnaround time clock will not start until any ambiguities are resolved. BY EXECUTING THIS COC, THE CLIENT HAS READ AND AGREES TO BE BOUND BY ALPHA'S TERMS & CONDITIONS. (See reverse side.)

Form No: 01-25 HC (rev. 30-Sept-2013)

Sample Delivery Group Summary

Pace Job Number : L2560815

Account Name : LaBella Associates, P.C.
Project Number : 2222575.05
Project Name : 136 FULLER ROAD

Received : 26-SEP-2025
Reviewer : Sharon Hoffman

Delivery Information

Samples Delivered By : Pace Courier

Chain of Custody : Present

Cooler Information

Cooler	Seal/Seal#	Preservation	Temperature(°C)	Additional Information
A	Absent/	Ice	3.7	

Condition Information

1) All samples on COC received?	**YES**
2) Extra samples received?	**NO**
3) Are there any sample container discrepancies?	**NO**
4) Are there any discrepancies between COC & sample labels?	**NO**
5) Are samples in appropriate containers for requested analysis?	**YES**
6) Are samples properly preserved for requested analysis? Following containers were received with headspace: -02B	**NO**
7) Are samples within holding time for requested analysis?	**YES**
8) All sampling equipment returned?	**NA**

Volatile Organics/VPH

1) Reagent Water Vials Frozen by Client?	**NO**

ANALYTICAL REPORT

Lab Number:	L2566751
Client:	LaBella Associates, P.C. 4 British American Boulevard Latham, NY 12110
ATTN:	Branson Fields
Phone:	(518) 266-7355
Project Name:	136 FULLER ROAD
Project Number:	2222575.05
Report Date:	11/03/25

The original project report/data package is held by Pace Analytical Services. This report/data package is paginated and should be reproduced only in its entirety. Pace Analytical Services holds no responsibility for results and/or data that are not consistent with the original.

Certifications & Approvals: MA (M-MA086), NH NELAP (2064), CT (PH-0826), IL (200077), IN (C-MA-03), KY (KY98045), ME (MA00086), MD (348), NJ (MA935), NY (11148), NC (25700/666), OR (MA-1316), PA (68-03671), RI (LAO00065), TX (T104704476), VT (VT-0935), VA (460195), USDA (Permit #525-23-122-91930A1).

Project Name: 136 FULLER ROAD
Project Number: 2222575.05

Lab Number: L2566751
Report Date: 11/03/25

Lab Sample ID	Client ID	Matrix	Sample Location	Collection Date/Time	Receive Date
L2566751-01	EFFLUENT_OCT25	WATER	ALBANY, NY	10/22/25 10:25	10/22/25
L2566751-02	INFLUENT_OCT25	WATER	ALBANY, NY	10/22/25 10:15	10/22/25

Project Name:	136 FULLER ROAD	**Lab Number:**	L2566751
Project Number:	2222575.05	**Report Date:**	11/03/25

Case Narrative

The samples were received in accordance with the Chain of Custody and no significant deviations were encountered during the preparation or analysis unless otherwise noted. Sample Receipt, Container Information, and the Chain of Custody are located at the back of the report.

Results contained within this report relate only to the samples submitted under this Pace Lab Number and meet NELAP requirements for all NELAP accredited parameters unless otherwise noted in the following narrative. The data presented in this report is organized by parameter (i.e. VOC, SVOC, etc.). Sample specific Quality Control data (i.e. Surrogate Spike Recovery) is reported at the end of the target analyte list for each individual sample, followed by the Laboratory Batch Quality Control at the end of each parameter. Tentatively Identified Compounds (TICs), if requested, are reported for compounds identified to be present and are not part of the method/program Target Compound List, even if only a subset of the TCL are being reported. If a sample was re-analyzed or re-extracted due to a required quality control corrective action and if both sets of data are reported, the Laboratory ID of the re-analysis or re-extraction is designated with an "R" or "RE", respectively.

When multiple Batch Quality Control elements are reported (e.g. more than one LCS), the associated samples for each element are noted in the grey shaded header line of each data table. Any Laboratory Batch, Sample Specific % recovery or RPD value that is outside the listed Acceptance Criteria is bolded in the report. In reference to questions H (CAM) or 4 (RCP) when "NO" is checked, the performance criteria for CAM and RCP methods allow for some quality control failures to occur and still be within method compliance. In these instances, the specific failure is not narrated but noted in the associated QC Outlier Summary Report, located directly after the Case Narrative. QC information is also incorporated in the Data Usability Assessment table (Format 11) of our Data Merger tool, where it can be reviewed in conjunction with the sample result, associated regulatory criteria and any associated data usability implications.

Soil/sediments and solids are reported on a dry weight basis unless otherwise noted. Tissues are reported "as received" or on a wet weight basis, unless otherwise noted. Definitions of all data qualifiers and acronyms used in this report are provided in the Glossary located at the back of the report.

HOLD POLICY - For samples submitted on hold, Pace's policy is to hold samples (with the exception of Air canisters) free of charge for 21 calendar days from the date the project is completed. After 21 calendar days, we will dispose of all samples submitted including those put on hold unless you have contacted your Pace Project Manager and made arrangements for Pace to continue to hold the samples. Air canisters will be disposed after 3 business days from the date the project is completed.

Please contact Project Management at 800-624-9220 with any questions.

Project Name:	136 FULLER ROAD	**Lab Number:**	L2566751
Project Number:	2222575.05	**Report Date:**	11/03/25

Case Narrative (continued)

Report Submission

All non-detect (ND) or estimated concentrations (J-qualified) have been quantitated to the limit noted in the MDL column.

I, the undersigned, attest under the pains and penalties of perjury that, to the best of my knowledge and belief and based upon my personal inquiry of those responsible for providing the information contained in this analytical report, such information is accurate and complete. This certificate of analysis is not complete unless this page accompanies any and all pages of this report.

Authorized Signature: Kelly Stenstrom

Title: Technical Director/Representative Date: 11/03/25

ORGANICS

VOLATILES

Project Name: 136 FULLER ROAD
Project Number: 2222575.05
Lab Number: L2566751
Report Date: 11/03/25

SAMPLE RESULTS

Lab ID: L2566751-01
Client ID: EFFLUENT_OCT25
Sample Location: ALBANY, NY
Date Collected: 10/22/25 10:25
Date Received: 10/22/25
Field Prep: Not Specified

Sample Depth:
Matrix: Water
Analytical Method: 1,8260D
Analytical Date: 10/31/25 17:57
Analyst: MJV

Parameter	Result	Qualifier	Units	RL	MDL	Dilution Factor
Volatile Organics by GC/MS - Westborough Lab						
Methylene chloride	ND		ug/l	2.5	0.70	1
1,1-Dichloroethane	ND		ug/l	2.5	0.70	1
Chloroform	ND		ug/l	2.5	0.70	1
Carbon tetrachloride	ND		ug/l	0.50	0.13	1
1,2-Dichloropropane	ND		ug/l	1.0	0.14	1
Dibromochloromethane	ND		ug/l	0.50	0.15	1
1,1,2-Trichloroethane	ND		ug/l	1.5	0.50	1
Tetrachloroethene	3.4		ug/l	0.50	0.18	1
Chlorobenzene	ND		ug/l	2.5	0.70	1
Trichlorofluoromethane	ND		ug/l	2.5	0.70	1
1,2-Dichloroethane	ND		ug/l	0.50	0.13	1
1,1,1-Trichloroethane	ND		ug/l	2.5	0.70	1
Bromodichloromethane	ND		ug/l	0.50	0.19	1
trans-1,3-Dichloropropene	ND		ug/l	0.50	0.16	1
cis-1,3-Dichloropropene	ND		ug/l	0.50	0.14	1
Bromoform	ND		ug/l	2.0	0.65	1
1,1,2,2-Tetrachloroethane	ND		ug/l	0.50	0.17	1
Benzene	ND		ug/l	0.50	0.16	1
Toluene	ND		ug/l	2.5	0.70	1
Ethylbenzene	ND		ug/l	2.5	0.70	1
Chloromethane	ND		ug/l	2.5	0.70	1
Bromomethane	ND		ug/l	2.5	0.70	1
Vinyl chloride	ND		ug/l	1.0	0.07	1
Chloroethane	ND		ug/l	2.5	0.70	1
1,1-Dichloroethene	ND		ug/l	0.50	0.17	1
trans-1,2-Dichloroethene	ND		ug/l	2.5	0.70	1
Trichloroethene	0.88		ug/l	0.50	0.18	1
1,2-Dichlorobenzene	ND		ug/l	2.5	0.70	1

Project Name: 136 FULLER ROAD
Project Number: 2222575.05
Lab Number: L2566751
Report Date: 11/03/25

SAMPLE RESULTS

Lab ID: L2566751-01
Client ID: EFFLUENT_OCT25
Sample Location: ALBANY, NY
Date Collected: 10/22/25 10:25
Date Received: 10/22/25
Field Prep: Not Specified

Sample Depth:

Parameter	Result	Qualifier	Units	RL	MDL	Dilution Factor
Volatile Organics by GC/MS - Westborough Lab						
1,3-Dichlorobenzene	ND		ug/l	2.5	0.70	1
1,4-Dichlorobenzene	ND		ug/l	2.5	0.70	1
Methyl tert butyl ether	ND		ug/l	2.5	0.17	1
p/m-Xylene	ND		ug/l	2.5	0.70	1
o-Xylene	ND		ug/l	2.5	0.70	1
cis-1,2-Dichloroethene	5.6		ug/l	2.5	0.70	1
Styrene	ND		ug/l	2.5	0.70	1
Dichlorodifluoromethane	ND		ug/l	5.0	1.0	1
Acetone	8.5		ug/l	5.0	1.5	1
Carbon disulfide	ND		ug/l	5.0	1.0	1
2-Butanone	ND		ug/l	5.0	1.9	1
4-Methyl-2-pentanone	ND		ug/l	5.0	1.0	1
2-Hexanone	ND		ug/l	5.0	1.0	1
Bromochloromethane	ND		ug/l	2.5	0.70	1
1,2-Dibromoethane	ND		ug/l	2.0	0.65	1
1,2-Dibromo-3-chloropropane	ND		ug/l	2.5	0.70	1
Isopropylbenzene	ND		ug/l	2.5	0.70	1
1,2,3-Trichlorobenzene	ND		ug/l	2.5	0.70	1
1,2,4-Trichlorobenzene	ND		ug/l	2.5	0.70	1
Methyl Acetate	ND		ug/l	2.0	0.23	1
Cyclohexane	ND		ug/l	10	0.27	1
1,4-Dioxane	70	J	ug/l	250	61.	1
Freon-113	ND		ug/l	2.5	0.70	1
Methyl cyclohexane	ND		ug/l	10	0.40	1

Surrogate	% Recovery	Qualifier	Acceptance Criteria
1,2-Dichloroethane-d4	113		70-130
Toluene-d8	97		70-130
4-Bromofluorobenzene	95		70-130
Dibromofluoromethane	112		70-130

Project Name: 136 FULLER ROAD
Project Number: 2222575.05
Lab Number: L2566751
Report Date: 11/03/25

SAMPLE RESULTS

Lab ID: L2566751-02
Client ID: INFLUENT_OCT25
Sample Location: ALBANY, NY
Date Collected: 10/22/25 10:15
Date Received: 10/22/25
Field Prep: Not Specified

Sample Depth:
Matrix: Water
Analytical Method: 1,8260D
Analytical Date: 10/31/25 18:24
Analyst: MJV

Parameter	Result	Qualifier	Units	RL	MDL	Dilution Factor
Volatile Organics by GC/MS - Westborough Lab						
Methylene chloride	ND		ug/l	2.5	0.70	1
1,1-Dichloroethane	ND		ug/l	2.5	0.70	1
Chloroform	ND		ug/l	2.5	0.70	1
Carbon tetrachloride	ND		ug/l	0.50	0.13	1
1,2-Dichloropropane	ND		ug/l	1.0	0.14	1
Dibromochloromethane	ND		ug/l	0.50	0.15	1
1,1,2-Trichloroethane	ND		ug/l	1.5	0.50	1
Tetrachloroethene	ND		ug/l	0.50	0.18	1
Chlorobenzene	ND		ug/l	2.5	0.70	1
Trichlorofluoromethane	ND		ug/l	2.5	0.70	1
1,2-Dichloroethane	ND		ug/l	0.50	0.13	1
1,1,1-Trichloroethane	ND		ug/l	2.5	0.70	1
Bromodichloromethane	ND		ug/l	0.50	0.19	1
trans-1,3-Dichloropropene	ND		ug/l	0.50	0.16	1
cis-1,3-Dichloropropene	ND		ug/l	0.50	0.14	1
Bromoform	ND		ug/l	2.0	0.65	1
1,1,2,2-Tetrachloroethane	ND		ug/l	0.50	0.17	1
Benzene	ND		ug/l	0.50	0.16	1
Toluene	ND		ug/l	2.5	0.70	1
Ethylbenzene	ND		ug/l	2.5	0.70	1
Chloromethane	ND		ug/l	2.5	0.70	1
Bromomethane	ND		ug/l	2.5	0.70	1
Vinyl chloride	ND		ug/l	1.0	0.07	1
Chloroethane	ND		ug/l	2.5	0.70	1
1,1-Dichloroethene	ND		ug/l	0.50	0.17	1
trans-1,2-Dichloroethene	ND		ug/l	2.5	0.70	1
Trichloroethene	ND		ug/l	0.50	0.18	1
1,2-Dichlorobenzene	ND		ug/l	2.5	0.70	1

Project Name: 136 FULLER ROAD
Project Number: 2222575.05
Lab Number: L2566751
Report Date: 11/03/25

SAMPLE RESULTS

Lab ID: L2566751-02
Client ID: INFLUENT_OCT25
Sample Location: ALBANY, NY
Date Collected: 10/22/25 10:15
Date Received: 10/22/25
Field Prep: Not Specified

Sample Depth:

Parameter	Result	Qualifier	Units	RL	MDL	Dilution Factor
Volatile Organics by GC/MS - Westborough Lab						
1,3-Dichlorobenzene	ND		ug/l	2.5	0.70	1
1,4-Dichlorobenzene	ND		ug/l	2.5	0.70	1
Methyl tert butyl ether	ND		ug/l	2.5	0.17	1
p/m-Xylene	ND		ug/l	2.5	0.70	1
o-Xylene	ND		ug/l	2.5	0.70	1
cis-1,2-Dichloroethene	ND		ug/l	2.5	0.70	1
Styrene	ND		ug/l	2.5	0.70	1
Dichlorodifluoromethane	ND		ug/l	5.0	1.0	1
Acetone	6.6		ug/l	5.0	1.5	1
Carbon disulfide	ND		ug/l	5.0	1.0	1
2-Butanone	ND		ug/l	5.0	1.9	1
4-Methyl-2-pentanone	ND		ug/l	5.0	1.0	1
2-Hexanone	ND		ug/l	5.0	1.0	1
Bromochloromethane	ND		ug/l	2.5	0.70	1
1,2-Dibromoethane	ND		ug/l	2.0	0.65	1
1,2-Dibromo-3-chloropropane	ND		ug/l	2.5	0.70	1
Isopropylbenzene	ND		ug/l	2.5	0.70	1
1,2,3-Trichlorobenzene	ND		ug/l	2.5	0.70	1
1,2,4-Trichlorobenzene	ND		ug/l	2.5	0.70	1
Methyl Acetate	ND		ug/l	2.0	0.23	1
Cyclohexane	ND		ug/l	10	0.27	1
1,4-Dioxane	68	J	ug/l	250	61.	1
Freon-113	ND		ug/l	2.5	0.70	1
Methyl cyclohexane	ND		ug/l	10	0.40	1

Surrogate	% Recovery	Qualifier	Acceptance Criteria
1,2-Dichloroethane-d4	114		70-130
Toluene-d8	97		70-130
4-Bromofluorobenzene	94		70-130
Dibromofluoromethane	113		70-130

Project Name: 136 FULLER ROAD
Project Number: 2222575.05
Lab Number: L2566751
Report Date: 11/03/25

Method Blank Analysis
Batch Quality Control

Analytical Method: 1,8260D
Analytical Date: 10/31/25 10:22
Analyst: PID

Parameter	Result	Qualifier	Units	RL	MDL
Volatile Organics by GC/MS - Westborough Lab for sample(s): 01-02 Batch: WG2136389-5					
Methylene chloride	ND		ug/l	2.5	0.70
1,1-Dichloroethane	ND		ug/l	2.5	0.70
Chloroform	ND		ug/l	2.5	0.70
Carbon tetrachloride	ND		ug/l	0.50	0.13
1,2-Dichloropropane	ND		ug/l	1.0	0.14
Dibromochloromethane	ND		ug/l	0.50	0.15
1,1,2-Trichloroethane	ND		ug/l	1.5	0.50
Tetrachloroethene	ND		ug/l	0.50	0.18
Chlorobenzene	ND		ug/l	2.5	0.70
Trichlorofluoromethane	ND		ug/l	2.5	0.70
1,2-Dichloroethane	ND		ug/l	0.50	0.13
1,1,1-Trichloroethane	ND		ug/l	2.5	0.70
Bromodichloromethane	ND		ug/l	0.50	0.19
trans-1,3-Dichloropropene	ND		ug/l	0.50	0.16
cis-1,3-Dichloropropene	ND		ug/l	0.50	0.14
Bromoform	ND		ug/l	2.0	0.65
1,1,2,2-Tetrachloroethane	ND		ug/l	0.50	0.17
Benzene	ND		ug/l	0.50	0.16
Toluene	ND		ug/l	2.5	0.70
Ethylbenzene	ND		ug/l	2.5	0.70
Chloromethane	ND		ug/l	2.5	0.70
Bromomethane	ND		ug/l	2.5	0.70
Vinyl chloride	ND		ug/l	1.0	0.07
Chloroethane	ND		ug/l	2.5	0.70

Project Name: 136 FULLER ROAD
Project Number: 2222575.05
Lab Number: L2566751
Report Date: 11/03/25

Method Blank Analysis
Batch Quality Control

Analytical Method: 1,8260D
Analytical Date: 10/31/25 10:22
Analyst: PID

Parameter	Result	Qualifier	Units	RL	MDL
Volatile Organics by GC/MS - Westborough Lab for sample(s): 01-02 Batch: WG2136389-5					
1,1-Dichloroethene	ND		ug/l	0.50	0.17
trans-1,2-Dichloroethene	ND		ug/l	2.5	0.70
Trichloroethene	ND		ug/l	0.50	0.18
1,2-Dichlorobenzene	ND		ug/l	2.5	0.70
1,3-Dichlorobenzene	ND		ug/l	2.5	0.70
1,4-Dichlorobenzene	ND		ug/l	2.5	0.70
Methyl tert butyl ether	ND		ug/l	2.5	0.17
p/m-Xylene	ND		ug/l	2.5	0.70
o-Xylene	ND		ug/l	2.5	0.70
cis-1,2-Dichloroethene	ND		ug/l	2.5	0.70
Styrene	ND		ug/l	2.5	0.70
Dichlorodifluoromethane	ND		ug/l	5.0	1.0
Acetone	ND		ug/l	5.0	1.5
Carbon disulfide	ND		ug/l	5.0	1.0
2-Butanone	ND		ug/l	5.0	1.9
4-Methyl-2-pentanone	ND		ug/l	5.0	1.0
2-Hexanone	ND		ug/l	5.0	1.0
Bromochloromethane	ND		ug/l	2.5	0.70
1,2-Dibromoethane	ND		ug/l	2.0	0.65
1,2-Dibromo-3-chloropropane	ND		ug/l	2.5	0.70
Isopropylbenzene	ND		ug/l	2.5	0.70
1,2,3-Trichlorobenzene	ND		ug/l	2.5	0.70
1,2,4-Trichlorobenzene	ND		ug/l	2.5	0.70
Methyl Acetate	ND		ug/l	2.0	0.23

Project Name: 136 FULLER ROAD
Project Number: 2222575.05
Lab Number: L2566751
Report Date: 11/03/25

Method Blank Analysis
Batch Quality Control

Analytical Method: 1,8260D
Analytical Date: 10/31/25 10:22
Analyst: PID

Parameter	Result	Qualifier	Units	RL	MDL
Volatile Organics by GC/MS - Westborough Lab for sample(s): 01-02 Batch: WG2136389-5					
Cyclohexane	ND		ug/l	10	0.27
1,4-Dioxane	ND		ug/l	250	61.
Freon-113	ND		ug/l	2.5	0.70
Methyl cyclohexane	ND		ug/l	10	0.40

Surrogate	%Recovery	Qualifier	Acceptance Criteria
1,2-Dichloroethane-d4	107		70-130
Toluene-d8	96		70-130
4-Bromofluorobenzene	102		70-130
Dibromofluoromethane	107		70-130

Lab Control Sample Analysis
Batch Quality Control

Project Name: 136 FULLER ROAD
Project Number: 2222575.05

Lab Number: L2566751
Report Date: 11/03/25

Parameter	LCS %Recovery	Qual	LCSD %Recovery	Qual	%Recovery Limits	RPD	Qual	RPD Limits
Volatile Organics by GC/MS - Westborough Lab Associated sample(s): 01-02 Batch: WG2136389-3 WG2136389-4								
Methylene chloride	110		100		70-130	10		20
1,1-Dichloroethane	120		110		70-130	9		20
Chloroform	110		110		70-130	0		20
Carbon tetrachloride	110		110		63-132	0		20
1,2-Dichloropropane	110		110		70-130	0		20
Dibromochloromethane	96		93		63-130	3		20
1,1,2-Trichloroethane	100		100		70-130	0		20
Tetrachloroethene	100		100		70-130	0		20
Chlorobenzene	100		100		75-130	0		20
Trichlorofluoromethane	120		120		62-150	0		20
1,2-Dichloroethane	110		110		70-130	0		20
1,1,1-Trichloroethane	110		110		67-130	0		20
Bromodichloromethane	110		110		67-130	0		20
trans-1,3-Dichloropropene	110		100		70-130	10		20
cis-1,3-Dichloropropene	110		110		70-130	0		20
Bromoform	95		93		54-136	2		20
1,1,2,2-Tetrachloroethane	100		100		67-130	0		20
Benzene	110		110		70-130	0		20
Toluene	100		100		70-130	0		20

Lab Control Sample Analysis
Batch Quality Control

Project Name: 136 FULLER ROAD
Project Number: 2222575.05

Lab Number: L2566751
Report Date: 11/03/25

Parameter	LCS %Recovery	Qual	LCSD %Recovery	Qual	%Recovery Limits	RPD	Qual	RPD Limits
Volatile Organics by GC/MS - Westborough Lab Associated sample(s): 01-02 Batch: WG2136389-3 WG2136389-4								
Ethylbenzene	110		110		70-130	0		20
Chloromethane	110		110		64-130	0		20
Bromomethane	42		45		39-139	7		20
Vinyl chloride	120		120		55-140	0		20
Chloroethane	120		110		55-138	9		20
1,1-Dichloroethene	110		100		61-145	10		20
trans-1,2-Dichloroethene	110		100		70-130	10		20
Trichloroethene	110		100		70-130	10		20
1,2-Dichlorobenzene	100		100		70-130	0		20
1,3-Dichlorobenzene	100		100		70-130	0		20
1,4-Dichlorobenzene	100		99		70-130	1		20
Methyl tert butyl ether	98		99		63-130	1		20
p/m-Xylene	110		105		70-130	5		20
o-Xylene	105		105		70-130	0		20
cis-1,2-Dichloroethene	110		100		70-130	10		20
Styrene	110		105		70-130	5		20
Dichlorodifluoromethane	100		95		36-147	5		20
Acetone	120		110		58-148	9		20
Carbon disulfide	110		110		51-130	0		20

Lab Control Sample Analysis
Batch Quality Control

Project Name: 136 FULLER ROAD
Project Number: 2222575.05

Lab Number: L2566751
Report Date: 11/03/25

Parameter	LCS %Recovery	Qual	LCSD %Recovery	Qual	%Recovery Limits	RPD	Qual	RPD Limits
Volatile Organics by GC/MS - Westborough Lab Associated sample(s): 01-02 Batch: WG2136389-3 WG2136389-4								
2-Butanone	110		100		63-138	10		20
4-Methyl-2-pentanone	90		90		59-130	0		20
2-Hexanone	90		94		57-130	4		20
Bromochloromethane	110		110		70-130	0		20
1,2-Dibromoethane	99		96		70-130	3		20
1,2-Dibromo-3-chloropropane	94		92		41-144	2		20
Isopropylbenzene	110		110		70-130	0		20
1,2,3-Trichlorobenzene	90		92		70-130	2		20
1,2,4-Trichlorobenzene	90		92		70-130	2		20
Methyl Acetate	110		100		70-130	10		20
Cyclohexane	120		120		70-130	0		20
1,4-Dioxane	106		104		56-162	2		20
Freon-113	110		110		70-130	0		20
Methyl cyclohexane	110		110		70-130	0		20

Lab Control Sample Analysis
Batch Quality Control

Project Name: 136 FULLER ROAD
Project Number: 2222575.05

Lab Number: L2566751
Report Date: 11/03/25

Parameter	LCS %Recovery	Qual	LCSD %Recovery	Qual	%Recovery Limits	RPD	Qual	RPD Limits

Volatile Organics by GC/MS - Westborough Lab Associated sample(s): 01-02 Batch: WG2136389-3 WG2136389-4

Surrogate	LCS %Recovery	Qual	LCSD %Recovery	Qual	Acceptance Criteria
1,2-Dichloroethane-d4	112		110		70-130
Toluene-d8	100		100		70-130
4-Bromofluorobenzene	98		98		70-130
Dibromofluoromethane	102		100		70-130

Project Name: 136 FULLER ROAD
Project Number: 2222575.05

Lab Number: L2566751
Report Date: 11/03/25

Sample Receipt and Container Information

Were project specific reporting limits specified? YES

Cooler Information

Cooler	Custody Seal
A	Absent

Container Information

Container ID	Container Type	Cooler	Initial pH	Final pH	Temp deg C	Pres	Seal	Frozen Date/Time	Analysis(*)
L2566751-01A	Vial HCl preserved	NA	NA			Y	Absent		NYTCL-8260-R2(14)
L2566751-01B	Vial HCl preserved	NA	NA			Y	Absent		NYTCL-8260-R2(14)
L2566751-01C	Vial HCl preserved	NA	NA			Y	Absent		NYTCL-8260-R2(14)
L2566751-02A	Vial HCl preserved	NA	NA			Y	Absent		NYTCL-8260-R2(14)
L2566751-02B	Vial HCl preserved	NA	NA			Y	Absent		NYTCL-8260-R2(14)
L2566751-02C	Vial HCl preserved	NA	NA			Y	Absent		NYTCL-8260-R2(14)

*Values in parentheses indicate holding time in days

Project Name:	136 FULLER ROAD	**Lab Number:**	L2566751
Project Number:	2222575.05	**Report Date:**	11/03/25

GLOSSARY

Acronyms

DL - Detection Limit: This value represents the level to which target analyte concentrations are reported as estimated values, when those target analyte concentrations are quantified below the limit of quantitation (LOQ). The DL includes any adjustments from dilutions, concentrations or moisture content, where applicable. (DoD report formats only.)

EDL - Estimated Detection Limit: This value represents the level to which target analyte concentrations are reported as estimated values, when those target analyte concentrations are quantified below the reporting limit (RL). The EDL includes any adjustments from dilutions, concentrations or moisture content, where applicable. The use of EDLs is specific to the analysis of PAHs using Solid-Phase Microextraction (SPME).

EMPC - Estimated Maximum Possible Concentration: The concentration that results from the signal present at the retention time of an analyte when the ions meet all of the identification criteria except the ion abundance ratio criteria. An EMPC is a worst-case estimate of the concentration.

EPA - Environmental Protection Agency.

LCS - Laboratory Control Sample: A sample matrix, free from the analytes of interest, spiked with verified known amounts of analytes or a material containing known and verified amounts of analytes.

LCSD - Laboratory Control Sample Duplicate: Refer to LCS.

LFB - Laboratory Fortified Blank: A sample matrix, free from the analytes of interest, spiked with verified known amounts of analytes or a material containing known and verified amounts of analytes.

LOD - Limit of Detection: This value represents the level to which a target analyte can reliably be detected for a specific analyte in a specific matrix by a specific method. The LOD includes any adjustments from dilutions, concentrations or moisture content, where applicable. (DoD report formats only.)

LOQ - Limit of Quantitation: The value at which an instrument can accurately measure an analyte at a specific concentration. The LOQ includes any adjustments from dilutions, concentrations or moisture content, where applicable. (DoD report formats only.)

Limit of Quantitation: The value at which an instrument can accurately measure an analyte at a specific concentration. The LOQ includes any adjustments from dilutions, concentrations or moisture content, where applicable. (DoD report formats only.)

MDL - Method Detection Limit: This value represents the level to which target analyte concentrations are reported as estimated values, when those target analyte concentrations are quantified below the reporting limit (RL). The MDL includes any adjustments from dilutions, concentrations or moisture content, where applicable.

MS - Matrix Spike Sample: A sample prepared by adding a known mass of target analyte to a specified amount of matrix sample for which an independent estimate of target analyte concentration is available. For Method 332.0, the spike recovery is calculated using the native concentration, including estimated values.

MSD - Matrix Spike Sample Duplicate: Refer to MS.

NA - Not Applicable.

NC - Not Calculated: Term is utilized when one or more of the results utilized in the calculation are non-detect at the parameter's reporting unit.

NDPA/DPA - N-Nitrosodiphenylamine/Diphenylamine.

NI - Not Ignitable.

NP - Non-Plastic: Term is utilized for the analysis of Atterberg Limits in soil.

NR - No Results: Term is utilized when 'No Target Compounds Requested' is reported for the analysis of Volatile or Semivolatile Organic TIC only requests.

RL - Reporting Limit: The value at which an instrument can accurately measure an analyte at a specific concentration. The RL includes any adjustments from dilutions, concentrations or moisture content, where applicable.

RPD - Relative Percent Difference: The results from matrix and/or matrix spike duplicates are primarily designed to assess the precision of analytical results in a given matrix and are expressed as relative percent difference (RPD). Values which are less than five times the reporting limit for any individual parameter are evaluated by utilizing the absolute difference between the values; although the RPD value will be provided in the report.

SRM - Standard Reference Material: A reference sample of a known or certified value that is of the same or similar matrix as the associated field samples.

STLP - Semi-dynamic Tank Leaching Procedure per EPA Method 1315.

TEF - Toxic Equivalency Factors: The values assigned to each dioxin and furan to evaluate their toxicity relative to 2,3,7,8-TCDD.

TEQ - Toxic Equivalent: The measure of a sample's toxicity derived by multiplying each dioxin and furan by its corresponding TEF and then summing the resulting values.

TIC - Tentatively Identified Compound: A compound that has been identified to be present and is not part of the target compound list (TCL) for the method and/or program. All TICs are qualitatively identified and reported as estimated concentrations.

Report Format: DU Report with 'J' Qualifiers

Project Name:	136 FULLER ROAD	**Lab Number:**	L2566751
Project Number:	2222575.05	**Report Date:**	11/03/25

Footnotes

1 - The reference for this analyte should be considered modified since this analyte is absent from the target analyte list of the original method.

Terms

Analytical Method: Both the document from which the method originates and the analytical reference method. (Example: EPA 8260B is shown as 1,8260B.) The codes for the reference method documents are provided in the References section of the Addendum.

Chlordane: The target compound Chlordane (CAS No. 57-74-9) is reported for GC ECD analyses. Per EPA,this compound "refers to a mixture of chlordane isomers, other chlorinated hydrocarbons and numerous other components." (Reference: USEPA Toxicological Review of Chlordane, In Support of Summary Information on the Integrated Risk Information System (IRIS), December 1997.)

Difference: With respect to Total Oxidizable Precursor (TOP) Assay analysis, the difference is defined as the Post-Treatment value minus the Pre-Treatment value.

Final pH: As it pertains to Sample Receipt & Container Information section of the report, Final pH reflects pH of container determined after adjustment at the laboratory, if applicable. If no adjustment required, value reflects Initial pH.

Frozen Date/Time: With respect to Volatile Organics in soil, Frozen Date/Time reflects the date/time at which associated Reagent Water-preserved vials were initially frozen. Note: If frozen date/time is beyond 48 hours from sample collection, value will be reflected in 'bold'.

Gasoline Range Organics (GRO): Gasoline Range Organics (GRO) results include all chromatographic peaks eluting from Methyl tert butyl ether through Naphthalene, with the exception of GRO analysis in support of State of Ohio programs, which includes all chromatographic peaks eluting from Hexane through Dodecane.

Initial pH: As it pertains to Sample Receipt & Container Information section of the report, Initial pH reflects pH of container determined upon receipt, if applicable.

PAH Total: With respect to Alkylated PAH analyses, the 'PAHs, Total' result is defined as the summation of results for all or a subset of the following compounds: Naphthalene, C1-C4 Naphthalenes, 2-Methylnaphthalene, 1-Methylnaphthalene, Biphenyl, Acenaphthylene, Acenaphthene, Fluorene, C1-C3 Fluorenes, Phenanthrene, C1-C4 Phenanthrenes/Anthracenes, Anthracene, Fluoranthene, Pyrene, C1-C4 Fluoranthenes/Pyrenes, Benz(a)anthracene, Chrysene, C1-C4 Chrysenes, Benzo(b)fluoranthene, Benzo(j)+(k)fluoranthene, Benzo(e)pyrene, Benzo(a)pyrene, Perylene, Indeno(1,2,3-cd)pyrene, Dibenz(ah)+(ac)anthracene, Benzo(g,h,i)perylene. If a 'Total' result is requested, the results of its individual components will also be reported.

PFAS Total: With respect to PFAS analyses, the 'PFAS, Total (5)' result is defined as the summation of results for: PFHpA, PFHxS, PFOA, PFNA and PFOS. In addition, the 'PFAS, Total (6)' result is defined as the summation of results for: PFHpA, PFHxS, PFOA, PFNA, PFDA and PFOS. For MassDEP DW compliance analysis only, the 'PFAS, Total (6)' result is defined as the summation of results at or above the RL. Note: If a 'Total' result is requested, the results of its individual components will also be reported.

Total: With respect to Organic analyses, a 'Total' result is defined as the summation of results for individual isomers or Aroclors. If a 'Total' result is requested, the results of its individual components will also be reported. This is applicable to 'Total' results for methods 8260, 8081 and 8082.

Data Qualifiers

A - Spectra identified as "Aldol Condensates" are byproducts of the extraction/concentration procedures when acetone is introduced in the process.

B - The analyte was detected above the reporting limit in the associated method blank. Flag only applies to associated field samples that have detectable concentrations of the analyte at less than ten times (10x) the concentration found in the blank. For MCP-related projects, flag only applies to associated field samples that have detectable concentrations of the analyte at less than ten times (10x) the concentration found in the blank. For DOD-related projects, flag only applies to associated field samples that have detectable concentrations of the analyte at less than ten times (10x) the concentration found in the blank AND the analyte was detected above one-half the reporting limit (or above the reporting limit for common lab contaminants) in the associated method blank. For NJ-Air-related projects, flag only applies to associated field samples that have detectable concentrations of the analyte above the reporting limit. For NJ-related projects (excluding Air), flag only applies to associated field samples that have detectable concentrations of the analyte, which was detected above the reporting limit in the associated method blank or above five times the reporting limit for common lab contaminants (Phthalates, Acetone, Methylene Chloride, 2-Butanone).

C - Co-elution: The target analyte co-elutes with a known lab standard (i.e. surrogate, internal standards, etc.) for co-extracted analyses.

D - Concentration of analyte was quantified from diluted analysis. Flag only applies to field samples that have detectable concentrations of the analyte.

E - Concentration of analyte exceeds the range of the calibration curve and/or linear range of the instrument.

F - The ratio of quantifier ion response to qualifier ion response falls outside of the laboratory criteria. Results are considered to be an estimated maximum concentration.

G - The concentration may be biased high due to matrix interferences (i.e, co-elution) with non-target compound(s). The result should be considered estimated.

H - The analysis of pH was performed beyond the regulatory-required holding time of 15 minutes from the time of sample collection.

I - The lower value for the two columns has been reported due to obvious interference.

J - Estimated value. The Target analyte concentration is below the quantitation limit (RL), but above the Method Detection Limit (MDL) or Estimated Detection Limit (EDL) for SPME-related analyses. This represents an estimated concentration for Tentatively Identified Compounds (TICs). For calculated parameters, this represents that one or more values used in the calculation were

Report Format: DU Report with 'J' Qualifiers

Project Name:	136 FULLER ROAD	**Lab Number:**	L2566751
Project Number:	2222575.05	**Report Date:**	11/03/25

Data Qualifiers

estimated.

M - Reporting Limit (RL) exceeds the MCP CAM Reporting Limit for this analyte.

ND - Not detected at the method detection limit (MDL) for the sample, or estimated detection limit (EDL) for SPME-related analyses.

NJ - Presumptive evidence of compound. This represents an estimated concentration for Tentatively Identified Compounds (TICs), where the identification is based on a mass spectral library search.

P - The RPD between the results for the two columns exceeds the method-specified criteria.

Q - The quality control sample exceeds the associated acceptance criteria. For DOD-related projects, LCS and/or Continuing Calibration Standard exceedences are also qualified on all associated sample results. Note: This flag is not applicable for matrix spike recoveries when the sample concentration is greater than 4x the spike added or for batch duplicate RPD when the sample concentrations are less than 5x the RL. (Metals only.)

R - Analytical results are from sample re-analysis.

RE - Analytical results are from sample re-extraction.

S - Analytical results are from modified screening analysis.

V - The surrogate associated with this target analyte has a recovery outside the QC acceptance limits. (Applicable to MassDEP DW Compliance samples only.)

Z - The batch matrix spike and/or duplicate associated with this target analyte has a recovery/RPD outside the QC acceptance limits. (Applicable to MassDEP DW Compliance samples only.)

Report Format: DU Report with 'J' Qualifiers

Project Name: 136 FULLER ROAD
Project Number: 2222575.05
Lab Number: L2566751
Report Date: 11/03/25

REFERENCES

1 Test Methods for Evaluating Solid Waste: Physical/Chemical Methods. EPA SW-846. Third Edition. Updates I - VI, 2018.

LIMITATION OF LIABILITIES

Pace Analytical Services performs services with reasonable care and diligence normal to the analytical testing laboratory industry. In the event of an error, the sole and exclusive responsibility of Pace Analytical Services shall be to re-perform the work at it's own expense. In no event shall Pace Analytical Services be held liable for any incidental, consequential or special damages, including but not limited to, damages in any way connected with the use of, interpretation of, information or analysis provided by Pace Analytical Services.

We strongly urge our clients to comply with EPA protocol regarding sample volume, preservation, cooling, containers, sampling procedures, holding time and splitting of samples in the field.

Certification Information

The following analytes are not included in our Primary NELAP Scope of Accreditation:

Westborough Facility – 8 Walkup Dr. Westborough, MA 01581
EPA 624.1: m/p-xylene, o-xylene, Naphthalene
EPA 625.1: alpha-Terpineol
EPA 8260D: NPW: 1,2,4,5-Tetramethylbenzene; 4-Ethyltoluene; SCM: Iodomethane (methyl iodide), 1,2,4,5-Tetramethylbenzene; 4-Ethyltoluene.
EPA 8270E: NPW: Dimethylnaphthalene,1,4-Diphenylhydrazine, alpha-Terpineol, Azobenzene; SCM: Dimethylnaphthalene,1,4-Diphenylhydrazine.
SM4500: NPW: Amenable Cyanide; SCM: Total Phosphorus, TKN, NO2, NO3.

Mansfield Facility – 320 Forbes Blvd. Mansfield, MA 02048
SM 2540D: TSS.
EPA TO-15: Halothane, 2,4,4-Trimethyl-2-pentene, 2,4,4-Trimethyl-1-pentene, Thiophene, 2-Methylthiophene, 3-Methylthiophene, 2-Ethylthiophene, 1,2,3-Trimethylbenzene, Indan, Indene, 1,2,4,5-Tetramethylbenzene, Benzothiophene, 1-Methylnaphthalene.
MADEP-APH.
Nonpotable Water: EPA RSK-175 Dissolved Gases
Biological Tissue Matrix: EPA 3050B

Mansfield Facility – 120 Forbes Blvd. Mansfield, MA 02048
EPA TO-15: Halothane, 2,4,4-Trimethyl-2-pentene, 2,4,4-Trimethyl-1-pentene, Thiophene, 2-Methylthiophene, 3-Methylthiophene, 2-Ethylthiophene, 1,2,3-Trimethylbenzene, Indan, Indene, 1,2,4,5-Tetramethylbenzene, Benzothiophene, 1-Methylnaphthalene.
Nonpotable Water: EPA RSK-175 Dissolved Gases

The following test method is not included in our New Jersey Secondary NELAP Scope of Accreditation:

Mansfield Facility – 320 Forbes Blvd. Mansfield, MA 02048
Determination of Selected Perfluorinated Alkyl Substances by Solid Phase Extraction and Liquid Chromatography/Tandem Mass Spectrometry Isotope Dilution (via Alpha SOP 23528)

The following analytes are included in our Massachusetts DEP Scope of Accreditation

Westborough Facility – 8 Walkup Dr. Westborough, MA 01581

Drinking Water
EPA 300.0: Chloride, Nitrate-N, Fluoride, Sulfate; **EPA 353.2**: Nitrate-N, Nitrite-N; **SM4500NO3-F**: Nitrate-N, Nitrite-N; **SM4500F-C, SM4500CN-CE, EPA 180.1, SM2130B, SM4500Cl-D, SM2320B, SM2540C, SM4500H-B, SM4500NO2-B**
EPA 524.2: THMs and VOCs; **EPA 504.1:** EDB, DBCP.
Microbiology: **SM9215B; SM9223-P/A, SM9223B-Colilert-QT,SM9222D**.

Non-Potable Water
SM4500H,B, EPA 120.1, SM2510B, SM2540C, SM2320B, SM4500CL-E, SM4500F-BC, SM4500NH3-BH: Ammonia-N and Kjeldahl-N, **EPA 350.1**: Ammonia-N, **LACHAT 10-107-06-1-B**: Ammonia-N, **EPA 351.1, SM4500NO3-F, EPA 353.2**: Nitrate-N**, SM4500P-E, SM4500P-B, E, SM4500SO4-E, SM5220D, EPA 410.4, SM5210B, SM5310C, SM4500CL-D, SM4500CL-G, EPA 1664, EPA 420.1, SM4500-CN-CE, SM2540D, EPA 300: Chloride, Sulfate, Nitrate.**
EPA 624.1: Volatile Halocarbons & Aromatics,
EPA 608.3: Chlordane, Toxaphene, Aldrin, alpha-BHC, beta-BHC, gamma-BHC, delta-BHC, Dieldrin, DDD, DDE, DDT, Endosulfan I, Endosulfan II, Endosulfan sulfate, Endrin, Endrin Aldehyde, Heptachlor, Heptachlor Epoxide, PCBs
EPA 625.1: SVOC (Acid/Base/Neutral Extractables).
Microbiology: **SM9223B-Colilert-QT; Enterolert-QT.**

Mansfield Facility – 320 Forbes Blvd. Mansfield, MA 02048

Drinking Water
EPA 200.7: Al, Ba, Cd, Cr, Cu, Fe, Mn, Ni, Na, Ag, Ca, Zn. **EPA 200.8:** Al, Sb, As, Ba, Be, Cd, Cr, Cu, Pb, Mn, Ni, Se, Ag, TL, Zn. **EPA 245.1** Hg.
EPA 522, EPA 537.1.

Non-Potable Water
EPA 200.7: Al, Sb, As, Be, Cd, Ca, Cr, Co, Cu, Fe, Pb, Mg, Mn, Mo, Ni, K, Se, Ag, Na, Sr, TL, Ti, V, Zn.
EPA 200.8: Al, Sb**,** As, Be, Cd, Ca, Cr, Cu, Fe, Pb, Mg, Mn, Ni, K, Se, Ag, Na, TL, Zn.
EPA 245.1: Hg. **EPA 245.7:** Hg.
SM2340B

Certification IDs:

Westborough Facility – 8 Walkup Dr. Westborough, MA 01581
CT PH-0826, IL 200077, IN C-MA-03, KY kY98045, ME MA00086, MD 348, MA M-MA086, NH 2064, NJ MA935, NY 11148, NC (DW) 25700, NC (NPW/SCM) 666, OR MA-1316, PA 68-03671, RI LAO00065, TX T104704476, VT VT-0935, VA 460195

Mansfield Facility – 320 Forbes Blvd. Mansfield, MA 02048
MA M-MA00030, CT PH-0825, ANAB/DoD L2474, IL 200081, IN C-MA-04, KY KY98046, LA 85084, ME MA00030, MI 9110, MN 025-999-495, NH 2062, NJ MA015, NY 11627, NC (NPW/SCM) 685, OR MA-0262, PA 68-02089, RI LAO00299, TX T-104704419, VT VT-0015, VA 460194, WA C954

Mansfield Facility – 120 Forbes Blvd. Mansfield, MA 02048
ANAB/DoD L2474, LA 245052, ME MA01156, MN 025-999-498, NH 2249, NJ MA025, NY 12191, OR 4203, TX T104704583, VA 460311, WA C1104.

For a complete listing of analytes and methods, please contact your Project Manager.

ALPHA

NEW YORK CHAIN OF CUSTODY

Westborough, MA 01581
8 Walkup Dr.
TEL: 508-898-9220
FAX: 508-898-9193

Mansfield, MA 02048
320 Forbes Blvd
TEL: 508-822-9300
FAX: 508-822-3288

Service Centers
Mahwah, NJ 07430: 35 Whitney Rd, Suite 5
Albany, NY 12205: 14 Walker Way
Tonawanda, NY 14150: 275 Cooper Ave, Suite 105

Page 1 of 1

Date Rec'd in Lab: 10/23/25

ALPHA Job # L2510751

Client Information

Client: LaBella Associates
Address: 4 British American Lutham, NY 12110
Phone: 720-626-6362
Fax:
Email: bfields@labellapc.com

Project Information

Project Name: 136 Fuller Road
Project Location: Albany, NY
Project #: 2202575.05
(Use Project name as Project #)
Project Manager: Branson Fields
ALPHAQuote #:

Turn-Around Time

Standard: X
Rush (only if pre-approved):
Due Date:
# of Days:

Deliverables

ASP-A
ASP-B
EQuIS (1 File)
EQuIS (4 File)
Other

Billing Information

Same as Client Info
PO #: 2202575.05

Regulatory Requirement

NY TOGS
NY Part 375
AWQ Standards
NY CP-51
NY Restricted Use
Other
NY Unrestricted Use
NYC Sewer Discharge

Disposal Site Information

Please identify below location of applicable disposal facilities.
Disposal Facility:
NJ
NY
Other:

These samples have been previously analyzed by Alpha

Other project specific requirements/comments:

Invoice to APPK@labellapc.com

Please specify Metals or TAL.

ANALYSIS

8260 VOCs

Sample Filtration
Done
Lab to do
Preservation
Lab to do
(Please Specify below)

ALPHA Lab ID (Lab Use Only)	Sample ID	Collection Date	Collection Time	Sample Matrix	Sampler's Initials	8260 VOCs	Sample Specific Comments	Total # Bottles
L2510751 01	Effluent_OCT25	10/22/25	10:25	GW	BF	X		3
02	Influent_OCT25	10/22/25	10:15	GW	BF	X		3

Preservative Code:
A = None
B = HCl
C = HNO_3
D = H_2SO_4
E = NaOH
F = MeOH
G = $NaHSO_4$
H = $Na_2S_2O_3$
K/E = Zn Ac/NaOH
O = Other

Container Code
P = Plastic
A = Amber Glass
V = Vial
G = Glass
B = Bacteria Cup
C = Cube
O = Other
E = Encore
D = BOD Bottle

Westboro: Certification No: MA935
Mansfield: Certification No: MA015

Container Type: V
Preservative: B

Relinquished By:	Date/Time	Received By:	Date/Time
Branson Fields/LaBella	10/22/25 @ 11:15	BSC/Pace	10/22/25 1115
BSC	10/22 1720		10/22 2200
	10/23 100		10/23/25 0100

Please print clearly, legibly and completely. Samples can not be logged in and turnaround time clock will not start until any ambiguities are resolved. BY EXECUTING THIS COC, THE CLIENT HAS READ AND AGREES TO BE BOUND BY ALPHA'S TERMS & CONDITIONS. (See reverse side.)

Form No: 01-25 HC (rev. 30-Sept-2013)

Sample Delivery Group Summary

Pace Job Number : L2566751

Account Name : LaBella Associates, P.C.
Project Number : 2222575.05
Project Name : 136 FULLER ROAD

Received : 22-OCT-2025
Reviewer : Julie Convery

Delivery Information

Samples Delivered By : Pace Courier

Chain of Custody : Present

Cooler Information

Cooler	Seal/Seal#	Preservation	Temperature(°C)	Additional Information
A	Absent/	Ice	2.6	

Condition Information

1) All samples on COC received?	**YES**
2) Extra samples received?	**NO**
3) Are there any sample container discrepancies?	**NO**
4) Are there any discrepancies between COC & sample labels?	**NO**
5) Are samples in appropriate containers for requested analysis?	**YES**
6) Are samples properly preserved for requested analysis?	**YES**
7) Are samples within holding time for requested analysis?	**YES**
8) All sampling equipment returned?	**NA**

Volatile Organics/VPH

1) Reagent Water Vials Frozen by Client?	**NO**

ANALYTICAL REPORT

Lab Number:	L2574562
Client:	LaBella Associates, P.C. 4 British American Boulevard Latham, NY 12110
ATTN:	Branson Fields
Phone:	(518) 266-7355
Project Name:	136 FULLER ROAD
Project Number:	2222575.05
Report Date:	12/10/25

The original project report/data package is held by Pace Analytical Services. This report/data package is paginated and should be reproduced only in its entirety. Pace Analytical Services holds no responsibility for results and/or data that are not consistent with the original.

Certifications & Approvals: MA (M-MA086), NH NELAP (2064), CT (PH-0826), IL (200077), IN (C-MA-03), KY (KY98045), ME (MA00086), MD (348), NJ (MA935), NY (11148), NC (25700/666), OR (MA-1316), PA (68-03671), RI (LAO00065), TX (T104704476), VT (VT-0935), VA (460195), USDA (Permit #525-23-122-91930A1).

Eight Walkup Drive, Westborough, MA 01581-1019
508-898-9220 (Fax) 508-898-9193 800-624-9220 - www.alphalab.com

Project Name: 136 FULLER ROAD
Project Number: 2222575.05

Lab Number: L2574562
Report Date: 12/10/25

Lab Sample ID	Client ID	Matrix	Sample Location	Collection Date/Time	Receive Date
L2574562-01	INFLUENT_NOV25	WATER	ALBANY, NY	11/21/25 10:25	11/21/25
L2574562-02	EFFLUENT_NOV25	WATER	ALBANY, NY	11/21/25 10:35	11/21/25

Project Name:	136 FULLER ROAD	**Lab Number:**	L2574562
Project Number:	2222575.05	**Report Date:**	12/10/25

Case Narrative

The samples were received in accordance with the Chain of Custody and no significant deviations were encountered during the preparation or analysis unless otherwise noted. Sample Receipt, Container Information, and the Chain of Custody are located at the back of the report.

Results contained within this report relate only to the samples submitted under this Pace Lab Number and meet NELAP requirements for all NELAP accredited parameters unless otherwise noted in the following narrative. The data presented in this report is organized by parameter (i.e. VOC, SVOC, etc.). Sample specific Quality Control data (i.e. Surrogate Spike Recovery) is reported at the end of the target analyte list for each individual sample, followed by the Laboratory Batch Quality Control at the end of each parameter. Tentatively Identified Compounds (TICs), if requested, are reported for compounds identified to be present and are not part of the method/program Target Compound List, even if only a subset of the TCL are being reported. If a sample was re-analyzed or re-extracted due to a required quality control corrective action and if both sets of data are reported, the Laboratory ID of the re-analysis or re-extraction is designated with an "R" or "RE", respectively.

When multiple Batch Quality Control elements are reported (e.g. more than one LCS), the associated samples for each element are noted in the grey shaded header line of each data table. Any Laboratory Batch, Sample Specific % recovery or RPD value that is outside the listed Acceptance Criteria is bolded in the report. In reference to questions H (CAM) or 4 (RCP) when "NO" is checked, the performance criteria for CAM and RCP methods allow for some quality control failures to occur and still be within method compliance. In these instances, the specific failure is not narrated but noted in the associated QC Outlier Summary Report, located directly after the Case Narrative. QC information is also incorporated in the Data Usability Assessment table (Format 11) of our Data Merger tool, where it can be reviewed in conjunction with the sample result, associated regulatory criteria and any associated data usability implications.

Soil/sediments and solids are reported on a dry weight basis unless otherwise noted. Tissues are reported "as received" or on a wet weight basis, unless otherwise noted. Definitions of all data qualifiers and acronyms used in this report are provided in the Glossary located at the back of the report.

HOLD POLICY - For samples submitted on hold, Pace's policy is to hold samples (with the exception of Air canisters) free of charge for 21 calendar days from the date the project is completed. After 21 calendar days, we will dispose of all samples submitted including those put on hold unless you have contacted your Pace Project Manager and made arrangements for Pace to continue to hold the samples. Air canisters will be disposed after 3 business days from the date the project is completed.

Please contact Project Management at 800-624-9220 with any questions.

Project Name:	136 FULLER ROAD	**Lab Number:**	L2574562
Project Number:	2222575.05	**Report Date:**	12/10/25

Case Narrative (continued)

Report Submission

All non-detect (ND) or estimated concentrations (J-qualified) have been quantitated to the limit noted in the MDL column.

I, the undersigned, attest under the pains and penalties of perjury that, to the best of my knowledge and belief and based upon my personal inquiry of those responsible for providing the information contained in this analytical report, such information is accurate and complete. This certificate of analysis is not complete unless this page accompanies any and all pages of this report.

Authorized Signature: Tiffani Morrissey - Tiffani Morrissey

Title: Technical Director/Representative Date: 12/10/25

ORGANICS

VOLATILES

Project Name: 136 FULLER ROAD
Project Number: 2222575.05
Lab Number: L2574562
Report Date: 12/10/25

SAMPLE RESULTS

Lab ID: L2574562-01
Client ID: INFLUENT_NOV25
Sample Location: ALBANY, NY
Date Collected: 11/21/25 10:25
Date Received: 11/21/25
Field Prep: Not Specified

Sample Depth:
Matrix: Water
Analytical Method: 1,8260D
Analytical Date: 12/03/25 09:25
Analyst: MJV

Parameter	Result	Qualifier	Units	RL	MDL	Dilution Factor
Volatile Organics by GC/MS - Westborough Lab						
Methylene chloride	ND		ug/l	2.5	0.70	1
1,1-Dichloroethane	0.73	J	ug/l	2.5	0.70	1
Chloroform	ND		ug/l	2.5	0.70	1
Carbon tetrachloride	ND		ug/l	0.50	0.13	1
1,2-Dichloropropane	ND		ug/l	1.0	0.14	1
Dibromochloromethane	ND		ug/l	0.50	0.15	1
1,1,2-Trichloroethane	ND		ug/l	1.5	0.50	1
Tetrachloroethene	7.3		ug/l	0.50	0.18	1
Chlorobenzene	ND		ug/l	2.5	0.70	1
Trichlorofluoromethane	ND		ug/l	2.5	0.70	1
1,2-Dichloroethane	ND		ug/l	0.50	0.13	1
1,1,1-Trichloroethane	ND		ug/l	2.5	0.70	1
Bromodichloromethane	ND		ug/l	0.50	0.19	1
trans-1,3-Dichloropropene	ND		ug/l	0.50	0.16	1
cis-1,3-Dichloropropene	ND		ug/l	0.50	0.14	1
Bromoform	ND		ug/l	2.0	0.65	1
1,1,2,2-Tetrachloroethane	ND		ug/l	0.50	0.17	1
Benzene	ND		ug/l	0.50	0.16	1
Toluene	ND		ug/l	2.5	0.70	1
Ethylbenzene	ND		ug/l	2.5	0.70	1
Chloromethane	ND		ug/l	2.5	0.70	1
Bromomethane	ND		ug/l	2.5	0.70	1
Vinyl chloride	ND		ug/l	1.0	0.07	1
Chloroethane	ND		ug/l	2.5	0.70	1
1,1-Dichloroethene	ND		ug/l	0.50	0.17	1
trans-1,2-Dichloroethene	ND		ug/l	2.5	0.70	1
Trichloroethene	1.2		ug/l	0.50	0.18	1
1,2-Dichlorobenzene	ND		ug/l	2.5	0.70	1

Project Name: 136 FULLER ROAD
Project Number: 2222575.05
Lab Number: L2574562
Report Date: 12/10/25

SAMPLE RESULTS

Lab ID: L2574562-01
Client ID: INFLUENT_NOV25
Sample Location: ALBANY, NY
Date Collected: 11/21/25 10:25
Date Received: 11/21/25
Field Prep: Not Specified

Sample Depth:

Parameter	Result	Qualifier	Units	RL	MDL	Dilution Factor
Volatile Organics by GC/MS - Westborough Lab						
1,3-Dichlorobenzene	ND		ug/l	2.5	0.70	1
1,4-Dichlorobenzene	ND		ug/l	2.5	0.70	1
Methyl tert butyl ether	ND		ug/l	2.5	0.17	1
p/m-Xylene	ND		ug/l	2.5	0.70	1
o-Xylene	ND		ug/l	2.5	0.70	1
cis-1,2-Dichloroethene	6.0		ug/l	2.5	0.70	1
Styrene	ND		ug/l	2.5	0.70	1
Dichlorodifluoromethane	ND		ug/l	5.0	1.0	1
Acetone	2.2	J	ug/l	5.0	1.5	1
Carbon disulfide	ND		ug/l	5.0	1.0	1
2-Butanone	ND		ug/l	5.0	1.9	1
4-Methyl-2-pentanone	ND		ug/l	5.0	1.0	1
2-Hexanone	ND		ug/l	5.0	1.0	1
Bromochloromethane	ND		ug/l	2.5	0.70	1
1,2-Dibromoethane	ND		ug/l	2.0	0.65	1
1,2-Dibromo-3-chloropropane	ND		ug/l	2.5	0.70	1
Isopropylbenzene	ND		ug/l	2.5	0.70	1
1,2,3-Trichlorobenzene	ND		ug/l	2.5	0.70	1
1,2,4-Trichlorobenzene	ND		ug/l	2.5	0.70	1
Methyl Acetate	ND		ug/l	2.0	0.23	1
Cyclohexane	ND		ug/l	10	0.27	1
1,4-Dioxane	ND		ug/l	250	61.	1
Freon-113	ND		ug/l	2.5	0.70	1
Methyl cyclohexane	ND		ug/l	10	0.40	1

Surrogate	% Recovery	Qualifier	Acceptance Criteria
1,2-Dichloroethane-d4	116		70-130
Toluene-d8	104		70-130
4-Bromofluorobenzene	107		70-130
Dibromofluoromethane	107		70-130

Project Name: 136 FULLER ROAD
Project Number: 2222575.05

Lab Number: L2574562
Report Date: 12/10/25

SAMPLE RESULTS

Lab ID: L2574562-02
Client ID: EFFLUENT_NOV25
Sample Location: ALBANY, NY

Date Collected: 11/21/25 10:35
Date Received: 11/21/25
Field Prep: Not Specified

Sample Depth:
Matrix: Water
Analytical Method: 1,8260D
Analytical Date: 12/03/25 09:49
Analyst: MJV

Parameter	Result	Qualifier	Units	RL	MDL	Dilution Factor
Volatile Organics by GC/MS - Westborough Lab						
Methylene chloride	ND		ug/l	2.5	0.70	1
1,1-Dichloroethane	ND		ug/l	2.5	0.70	1
Chloroform	ND		ug/l	2.5	0.70	1
Carbon tetrachloride	ND		ug/l	0.50	0.13	1
1,2-Dichloropropane	ND		ug/l	1.0	0.14	1
Dibromochloromethane	ND		ug/l	0.50	0.15	1
1,1,2-Trichloroethane	ND		ug/l	1.5	0.50	1
Tetrachloroethene	ND		ug/l	0.50	0.18	1
Chlorobenzene	ND		ug/l	2.5	0.70	1
Trichlorofluoromethane	ND		ug/l	2.5	0.70	1
1,2-Dichloroethane	ND		ug/l	0.50	0.13	1
1,1,1-Trichloroethane	ND		ug/l	2.5	0.70	1
Bromodichloromethane	ND		ug/l	0.50	0.19	1
trans-1,3-Dichloropropene	ND		ug/l	0.50	0.16	1
cis-1,3-Dichloropropene	ND		ug/l	0.50	0.14	1
Bromoform	ND		ug/l	2.0	0.65	1
1,1,2,2-Tetrachloroethane	ND		ug/l	0.50	0.17	1
Benzene	ND		ug/l	0.50	0.16	1
Toluene	ND		ug/l	2.5	0.70	1
Ethylbenzene	ND		ug/l	2.5	0.70	1
Chloromethane	ND		ug/l	2.5	0.70	1
Bromomethane	ND		ug/l	2.5	0.70	1
Vinyl chloride	ND		ug/l	1.0	0.07	1
Chloroethane	ND		ug/l	2.5	0.70	1
1,1-Dichloroethene	ND		ug/l	0.50	0.17	1
trans-1,2-Dichloroethene	ND		ug/l	2.5	0.70	1
Trichloroethene	ND		ug/l	0.50	0.18	1
1,2-Dichlorobenzene	ND		ug/l	2.5	0.70	1

Project Name: 136 FULLER ROAD
Project Number: 2222575.05
Lab Number: L2574562
Report Date: 12/10/25

SAMPLE RESULTS

Lab ID: L2574562-02
Client ID: EFFLUENT_NOV25
Sample Location: ALBANY, NY
Date Collected: 11/21/25 10:35
Date Received: 11/21/25
Field Prep: Not Specified

Sample Depth:

Parameter	Result	Qualifier	Units	RL	MDL	Dilution Factor
Volatile Organics by GC/MS - Westborough Lab						
1,3-Dichlorobenzene	ND		ug/l	2.5	0.70	1
1,4-Dichlorobenzene	ND		ug/l	2.5	0.70	1
Methyl tert butyl ether	ND		ug/l	2.5	0.17	1
p/m-Xylene	ND		ug/l	2.5	0.70	1
o-Xylene	ND		ug/l	2.5	0.70	1
cis-1,2-Dichloroethene	ND		ug/l	2.5	0.70	1
Styrene	ND		ug/l	2.5	0.70	1
Dichlorodifluoromethane	ND		ug/l	5.0	1.0	1
Acetone	ND		ug/l	5.0	1.5	1
Carbon disulfide	ND		ug/l	5.0	1.0	1
2-Butanone	ND		ug/l	5.0	1.9	1
4-Methyl-2-pentanone	ND		ug/l	5.0	1.0	1
2-Hexanone	ND		ug/l	5.0	1.0	1
Bromochloromethane	ND		ug/l	2.5	0.70	1
1,2-Dibromoethane	ND		ug/l	2.0	0.65	1
1,2-Dibromo-3-chloropropane	ND		ug/l	2.5	0.70	1
Isopropylbenzene	ND		ug/l	2.5	0.70	1
1,2,3-Trichlorobenzene	ND		ug/l	2.5	0.70	1
1,2,4-Trichlorobenzene	ND		ug/l	2.5	0.70	1
Methyl Acetate	ND		ug/l	2.0	0.23	1
Cyclohexane	ND		ug/l	10	0.27	1
1,4-Dioxane	ND		ug/l	250	61.	1
Freon-113	ND		ug/l	2.5	0.70	1
Methyl cyclohexane	ND		ug/l	10	0.40	1

Surrogate	% Recovery	Qualifier	Acceptance Criteria
1,2-Dichloroethane-d4	118		70-130
Toluene-d8	103		70-130
4-Bromofluorobenzene	107		70-130
Dibromofluoromethane	106		70-130

Project Name: 136 FULLER ROAD
Project Number: 2222575.05
Lab Number: L2574562
Report Date: 12/10/25

Method Blank Analysis
Batch Quality Control

Analytical Method: 1,8260D
Analytical Date: 12/03/25 09:00
Analyst: PID

Parameter	Result	Qualifier	Units	RL	MDL
Volatile Organics by GC/MS - Westborough Lab for sample(s): 01-02 Batch: WG2149682-5					
Methylene chloride	ND		ug/l	2.5	0.70
1,1-Dichloroethane	ND		ug/l	2.5	0.70
Chloroform	ND		ug/l	2.5	0.70
Carbon tetrachloride	ND		ug/l	0.50	0.13
1,2-Dichloropropane	ND		ug/l	1.0	0.14
Dibromochloromethane	ND		ug/l	0.50	0.15
1,1,2-Trichloroethane	ND		ug/l	1.5	0.50
Tetrachloroethene	ND		ug/l	0.50	0.18
Chlorobenzene	ND		ug/l	2.5	0.70
Trichlorofluoromethane	ND		ug/l	2.5	0.70
1,2-Dichloroethane	ND		ug/l	0.50	0.13
1,1,1-Trichloroethane	ND		ug/l	2.5	0.70
Bromodichloromethane	ND		ug/l	0.50	0.19
trans-1,3-Dichloropropene	ND		ug/l	0.50	0.16
cis-1,3-Dichloropropene	ND		ug/l	0.50	0.14
Bromoform	ND		ug/l	2.0	0.65
1,1,2,2-Tetrachloroethane	ND		ug/l	0.50	0.17
Benzene	ND		ug/l	0.50	0.16
Toluene	ND		ug/l	2.5	0.70
Ethylbenzene	ND		ug/l	2.5	0.70
Chloromethane	ND		ug/l	2.5	0.70
Bromomethane	ND		ug/l	2.5	0.70
Vinyl chloride	ND		ug/l	1.0	0.07
Chloroethane	ND		ug/l	2.5	0.70

Project Name: 136 FULLER ROAD
Project Number: 2222575.05
Lab Number: L2574562
Report Date: 12/10/25

Method Blank Analysis
Batch Quality Control

Analytical Method: 1,8260D
Analytical Date: 12/03/25 09:00
Analyst: PID

Parameter	Result	Qualifier	Units	RL	MDL
Volatile Organics by GC/MS - Westborough Lab for sample(s): 01-02 Batch: WG2149682-5					
1,1-Dichloroethene	ND		ug/l	0.50	0.17
trans-1,2-Dichloroethene	ND		ug/l	2.5	0.70
Trichloroethene	ND		ug/l	0.50	0.18
1,2-Dichlorobenzene	ND		ug/l	2.5	0.70
1,3-Dichlorobenzene	ND		ug/l	2.5	0.70
1,4-Dichlorobenzene	ND		ug/l	2.5	0.70
Methyl tert butyl ether	ND		ug/l	2.5	0.17
p/m-Xylene	ND		ug/l	2.5	0.70
o-Xylene	ND		ug/l	2.5	0.70
cis-1,2-Dichloroethene	ND		ug/l	2.5	0.70
Styrene	ND		ug/l	2.5	0.70
Dichlorodifluoromethane	ND		ug/l	5.0	1.0
Acetone	ND		ug/l	5.0	1.5
Carbon disulfide	ND		ug/l	5.0	1.0
2-Butanone	ND		ug/l	5.0	1.9
4-Methyl-2-pentanone	ND		ug/l	5.0	1.0
2-Hexanone	ND		ug/l	5.0	1.0
Bromochloromethane	ND		ug/l	2.5	0.70
1,2-Dibromoethane	ND		ug/l	2.0	0.65
1,2-Dibromo-3-chloropropane	ND		ug/l	2.5	0.70
Isopropylbenzene	ND		ug/l	2.5	0.70
1,2,3-Trichlorobenzene	ND		ug/l	2.5	0.70
1,2,4-Trichlorobenzene	ND		ug/l	2.5	0.70
Methyl Acetate	ND		ug/l	2.0	0.23

Project Name: 136 FULLER ROAD
Project Number: 2222575.05
Lab Number: L2574562
Report Date: 12/10/25

Method Blank Analysis
Batch Quality Control

Analytical Method: 1,8260D
Analytical Date: 12/03/25 09:00
Analyst: PID

Parameter	Result	Qualifier	Units	RL	MDL
Volatile Organics by GC/MS - Westborough Lab for sample(s): 01-02 Batch: WG2149682-5					
Cyclohexane	ND		ug/l	10	0.27
1,4-Dioxane	ND		ug/l	250	61.
Freon-113	ND		ug/l	2.5	0.70
Methyl cyclohexane	ND		ug/l	10	0.40

Surrogate	%Recovery	Qualifier	Acceptance Criteria
1,2-Dichloroethane-d4	123		70-130
Toluene-d8	103		70-130
4-Bromofluorobenzene	107		70-130
Dibromofluoromethane	106		70-130

Lab Control Sample Analysis
Batch Quality Control

Project Name: 136 FULLER ROAD
Project Number: 2222575.05

Lab Number: L2574562
Report Date: 12/10/25

Parameter	LCS %Recovery	Qual	LCSD %Recovery	Qual	%Recovery Limits	RPD	Qual	RPD Limits
Volatile Organics by GC/MS - Westborough Lab Associated sample(s): 01-02 Batch: WG2149682-3 WG2149682-4								
Methylene chloride	110		100		70-130	10		20
1,1-Dichloroethane	120		110		70-130	9		20
Chloroform	110		98		70-130	12		20
Carbon tetrachloride	110		94		63-132	16		20
1,2-Dichloropropane	120		120		70-130	0		20
Dibromochloromethane	100		100		63-130	0		20
1,1,2-Trichloroethane	110		110		70-130	0		20
Tetrachloroethene	100		88		70-130	13		20
Chlorobenzene	110		100		75-130	10		20
Trichlorofluoromethane	120		96		62-150	**22**	Q	20
1,2-Dichloroethane	120		110		70-130	9		20
1,1,1-Trichloroethane	110		95		67-130	15		20
Bromodichloromethane	120		110		67-130	9		20
trans-1,3-Dichloropropene	110		110		70-130	0		20
cis-1,3-Dichloropropene	100		98		70-130	2		20
Bromoform	97		95		54-136	2		20
1,1,2,2-Tetrachloroethane	120		120		67-130	0		20
Benzene	120		110		70-130	9		20
Toluene	110		98		70-130	12		20

Lab Control Sample Analysis
Batch Quality Control

Project Name: 136 FULLER ROAD
Project Number: 2222575.05

Lab Number: L2574562
Report Date: 12/10/25

Parameter	LCS %Recovery	Qual	LCSD %Recovery	Qual	%Recovery Limits	RPD	Qual	RPD Limits
Volatile Organics by GC/MS - Westborough Lab Associated sample(s): 01-02 Batch: WG2149682-3 WG2149682-4								
Ethylbenzene	100		96		70-130	4		20
Chloromethane	120		100		64-130	18		20
Bromomethane	110		88		39-139	**22**	Q	20
Vinyl chloride	120		100		55-140	18		20
Chloroethane	120		110		55-138	9		20
1,1-Dichloroethene	100		93		61-145	7		20
trans-1,2-Dichloroethene	110		94		70-130	16		20
Trichloroethene	100		85		70-130	16		20
1,2-Dichlorobenzene	110		100		70-130	10		20
1,3-Dichlorobenzene	110		100		70-130	10		20
1,4-Dichlorobenzene	110		100		70-130	10		20
Methyl tert butyl ether	96		89		63-130	8		20
p/m-Xylene	100		90		70-130	11		20
o-Xylene	100		90		70-130	11		20
cis-1,2-Dichloroethene	110		96		70-130	14		20
Styrene	105		100		70-130	5		20
Dichlorodifluoromethane	110		92		36-147	18		20
Acetone	110		110		58-148	0		20
Carbon disulfide	120		110		51-130	9		20

Lab Control Sample Analysis
Batch Quality Control

Project Name: 136 FULLER ROAD
Project Number: 2222575.05

Lab Number: L2574562
Report Date: 12/10/25

Parameter	LCS %Recovery	Qual	LCSD %Recovery	Qual	%Recovery Limits	RPD	Qual	RPD Limits
Volatile Organics by GC/MS - Westborough Lab Associated sample(s): 01-02 Batch: WG2149682-3 WG2149682-4								
2-Butanone	110		110		63-138	0		20
4-Methyl-2-pentanone	89		95		59-130	7		20
2-Hexanone	95		97		57-130	2		20
Bromochloromethane	110		99		70-130	11		20
1,2-Dibromoethane	100		99		70-130	1		20
1,2-Dibromo-3-chloropropane	100		95		41-144	5		20
Isopropylbenzene	100		95		70-130	5		20
1,2,3-Trichlorobenzene	96		98		70-130	2		20
1,2,4-Trichlorobenzene	95		95		70-130	0		20
Methyl Acetate	120		120		70-130	0		20
Cyclohexane	120		96		70-130	**22**	Q	20
1,4-Dioxane	80		78		56-162	3		20
Freon-113	120		95		70-130	**23**	Q	20
Methyl cyclohexane	93		75		70-130	**21**	Q	20

Lab Control Sample Analysis
Batch Quality Control

Project Name: 136 FULLER ROAD
Project Number: 2222575.05

Lab Number: L2574562
Report Date: 12/10/25

Parameter	LCS %Recovery	Qual	LCSD %Recovery	Qual	%Recovery Limits	RPD	Qual	RPD Limits

Volatile Organics by GC/MS - Westborough Lab Associated sample(s): 01-02 Batch: WG2149682-3 WG2149682-4

Surrogate	LCS %Recovery	Qual	LCSD %Recovery	Qual	Acceptance Criteria
1,2-Dichloroethane-d4	113		117		70-130
Toluene-d8	103		103		70-130
4-Bromofluorobenzene	107		108		70-130
Dibromofluoromethane	102		105		70-130

Project Name: 136 FULLER ROAD
Project Number: 2222575.05

Lab Number: L2574562
Report Date: 12/10/25

Sample Receipt and Container Information

Were project specific reporting limits specified? YES

Cooler Information

Cooler	Custody Seal
A	Absent

Container Information

Container ID	Container Type	Cooler	Initial pH	Final pH	Temp deg C	Pres	Seal	Frozen Date/Time	Analysis(*)
L2574562-01A	Vial HCl preserved	NA	NA			Y	Absent		NYTCL-8260-R2(14)
L2574562-01B	Vial HCl preserved	NA	NA			Y	Absent		NYTCL-8260-R2(14)
L2574562-01C	Vial HCl preserved	NA	NA			Y	Absent		NYTCL-8260-R2(14)
L2574562-02A	Vial HCl preserved	NA	NA			Y	Absent		NYTCL-8260-R2(14)
L2574562-02B	Vial HCl preserved	NA	NA			Y	Absent		NYTCL-8260-R2(14)
L2574562-02C	Vial HCl preserved	NA	NA			Y	Absent		NYTCL-8260-R2(14)

*Values in parentheses indicate holding time in days

Project Name:	136 FULLER ROAD	**Lab Number:**	L2574562
Project Number:	2222575.05	**Report Date:**	12/10/25

GLOSSARY

Acronyms

DL - Detection Limit: This value represents the level to which target analyte concentrations are reported as estimated values, when those target analyte concentrations are quantified below the limit of quantitation (LOQ). The DL includes any adjustments from dilutions, concentrations or moisture content, where applicable. (DoD report formats only.)

EDL - Estimated Detection Limit: This value represents the level to which target analyte concentrations are reported as estimated values, when those target analyte concentrations are quantified below the reporting limit (RL). The EDL includes any adjustments from dilutions, concentrations or moisture content, where applicable. The use of EDLs is specific to the analysis of PAHs using Solid-Phase Microextraction (SPME).

EMPC - Estimated Maximum Possible Concentration: The concentration that results from the signal present at the retention time of an analyte when the ions meet all of the identification criteria except the ion abundance ratio criteria. An EMPC is a worst-case estimate of the concentration.

EPA - Environmental Protection Agency.

LCS - Laboratory Control Sample: A sample matrix, free from the analytes of interest, spiked with verified known amounts of analytes or a material containing known and verified amounts of analytes.

LCSD - Laboratory Control Sample Duplicate: Refer to LCS.

LFB - Laboratory Fortified Blank: A sample matrix, free from the analytes of interest, spiked with verified known amounts of analytes or a material containing known and verified amounts of analytes.

LOD - Limit of Detection: This value represents the level to which a target analyte can reliably be detected for a specific analyte in a specific matrix by a specific method. The LOD includes any adjustments from dilutions, concentrations or moisture content, where applicable. (DoD report formats only.)

LOQ - Limit of Quantitation: The value at which an instrument can accurately measure an analyte at a specific concentration. The LOQ includes any adjustments from dilutions, concentrations or moisture content, where applicable. (DoD report formats only.)

Limit of Quantitation: The value at which an instrument can accurately measure an analyte at a specific concentration. The LOQ includes any adjustments from dilutions, concentrations or moisture content, where applicable. (DoD report formats only.)

MDL - Method Detection Limit: This value represents the level to which target analyte concentrations are reported as estimated values, when those target analyte concentrations are quantified below the reporting limit (RL). The MDL includes any adjustments from dilutions, concentrations or moisture content, where applicable.

MS - Matrix Spike Sample: A sample prepared by adding a known mass of target analyte to a specified amount of matrix sample for which an independent estimate of target analyte concentration is available. For Method 332.0, the spike recovery is calculated using the native concentration, including estimated values.

MSD - Matrix Spike Sample Duplicate: Refer to MS.

NA - Not Applicable.

NC - Not Calculated: Term is utilized when one or more of the results utilized in the calculation are non-detect at the parameter's reporting unit.

NDPA/DPA - N-Nitrosodiphenylamine/Diphenylamine.

NI - Not Ignitable.

NP - Non-Plastic: Term is utilized for the analysis of Atterberg Limits in soil.

NR - No Results: Term is utilized when 'No Target Compounds Requested' is reported for the analysis of Volatile or Semivolatile Organic TIC only requests.

RL - Reporting Limit: The value at which an instrument can accurately measure an analyte at a specific concentration. The RL includes any adjustments from dilutions, concentrations or moisture content, where applicable.

RPD - Relative Percent Difference: The results from matrix and/or matrix spike duplicates are primarily designed to assess the precision of analytical results in a given matrix and are expressed as relative percent difference (RPD). Values which are less than five times the reporting limit for any individual parameter are evaluated by utilizing the absolute difference between the values; although the RPD value will be provided in the report.

SRM - Standard Reference Material: A reference sample of a known or certified value that is of the same or similar matrix as the associated field samples.

STLP - Semi-dynamic Tank Leaching Procedure per EPA Method 1315.

TEF - Toxic Equivalency Factors: The values assigned to each dioxin and furan to evaluate their toxicity relative to 2,3,7,8-TCDD.

TEQ - Toxic Equivalent: The measure of a sample's toxicity derived by multiplying each dioxin and furan by its corresponding TEF and then summing the resulting values.

TIC - Tentatively Identified Compound: A compound that has been identified to be present and is not part of the target compound list (TCL) for the method and/or program. All TICs are qualitatively identified and reported as estimated concentrations.

Report Format: DU Report with 'J' Qualifiers

Project Name:	136 FULLER ROAD	**Lab Number:**	L2574562
Project Number:	2222575.05	**Report Date:**	12/10/25

Footnotes

1 - The reference for this analyte should be considered modified since this analyte is absent from the target analyte list of the original method.

Terms

Analytical Method: Both the document from which the method originates and the analytical reference method. (Example: EPA 8260B is shown as 1,8260B.) The codes for the reference method documents are provided in the References section of the Addendum.

Chlordane: The target compound Chlordane (CAS No. 57-74-9) is reported for GC ECD analyses. Per EPA,this compound "refers to a mixture of chlordane isomers, other chlorinated hydrocarbons and numerous other components." (Reference: USEPA Toxicological Review of Chlordane, In Support of Summary Information on the Integrated Risk Information System (IRIS), December 1997.)

Difference: With respect to Total Oxidizable Precursor (TOP) Assay analysis, the difference is defined as the Post-Treatment value minus the Pre-Treatment value.

Final pH: As it pertains to Sample Receipt & Container Information section of the report, Final pH reflects pH of container determined after adjustment at the laboratory, if applicable. If no adjustment required, value reflects Initial pH.

Frozen Date/Time: With respect to Volatile Organics in soil, Frozen Date/Time reflects the date/time at which associated Reagent Water-preserved vials were initially frozen. Note: If frozen date/time is beyond 48 hours from sample collection, value will be reflected in 'bold'.

Gasoline Range Organics (GRO): Gasoline Range Organics (GRO) results include all chromatographic peaks eluting from Methyl tert butyl ether through Naphthalene, with the exception of GRO analysis in support of State of Ohio programs, which includes all chromatographic peaks eluting from Hexane through Dodecane.

Initial pH: As it pertains to Sample Receipt & Container Information section of the report, Initial pH reflects pH of container determined upon receipt, if applicable.

PAH Total: With respect to Alkylated PAH analyses, the 'PAHs, Total' result is defined as the summation of results for all or a subset of the following compounds: Naphthalene, C1-C4 Naphthalenes, 2-Methylnaphthalene, 1-Methylnaphthalene, Biphenyl, Acenaphthylene, Acenaphthene, Fluorene, C1-C3 Fluorenes, Phenanthrene, C1-C4 Phenanthrenes/Anthracenes, Anthracene, Fluoranthene, Pyrene, C1-C4 Fluoranthenes/Pyrenes, Benz(a)anthracene, Chrysene, C1-C4 Chrysenes, Benzo(b)fluoranthene, Benzo(j)+(k)fluoranthene, Benzo(e)pyrene, Benzo(a)pyrene, Perylene, Indeno(1,2,3-cd)pyrene, Dibenz(ah)+(ac)anthracene, Benzo(g,h,i)perylene. If a 'Total' result is requested, the results of its individual components will also be reported.

PFAS Total: With respect to PFAS analyses, the 'PFAS, Total (5)' result is defined as the summation of results for: PFHpA, PFHxS, PFOA, PFNA and PFOS. In addition, the 'PFAS, Total (6)' result is defined as the summation of results for: PFHpA, PFHxS, PFOA, PFNA, PFDA and PFOS. For MassDEP DW compliance analysis only, the 'PFAS, Total (6)' result is defined as the summation of results at or above the RL. Note: If a 'Total' result is requested, the results of its individual components will also be reported.

Total: With respect to Organic analyses, a 'Total' result is defined as the summation of results for individual isomers or Aroclors. If a 'Total' result is requested, the results of its individual components will also be reported. This is applicable to 'Total' results for methods 8260, 8081 and 8082.

Data Qualifiers

A - Spectra identified as "Aldol Condensates" are byproducts of the extraction/concentration procedures when acetone is introduced in the process.

B - The analyte was detected above the reporting limit in the associated method blank. Flag only applies to associated field samples that have detectable concentrations of the analyte at less than ten times (10x) the concentration found in the blank. For MCP-related projects, flag only applies to associated field samples that have detectable concentrations of the analyte at less than ten times (10x) the concentration found in the blank. For DOD-related projects, flag only applies to associated field samples that have detectable concentrations of the analyte at less than ten times (10x) the concentration found in the blank AND the analyte was detected above one-half the reporting limit (or above the reporting limit for common lab contaminants) in the associated method blank. For NJ-Air-related projects, flag only applies to associated field samples that have detectable concentrations of the analyte above the reporting limit. For NJ-related projects (excluding Air), flag only applies to associated field samples that have detectable concentrations of the analyte, which was detected above the reporting limit in the associated method blank or above five times the reporting limit for common lab contaminants (Phthalates, Acetone, Methylene Chloride, 2-Butanone).

C - Co-elution: The target analyte co-elutes with a known lab standard (i.e. surrogate, internal standards, etc.) for co-extracted analyses.

D - Concentration of analyte was quantified from diluted analysis. Flag only applies to field samples that have detectable concentrations of the analyte.

E - Concentration of analyte exceeds the range of the calibration curve and/or linear range of the instrument.

F - The ratio of quantifier ion response to qualifier ion response falls outside of the laboratory criteria. Results are considered to be an estimated maximum concentration.

G - The concentration may be biased high due to matrix interferences (i.e, co-elution) with non-target compound(s). The result should be considered estimated.

H - The analysis of pH was performed beyond the regulatory-required holding time of 15 minutes from the time of sample collection.

I - The lower value for the two columns has been reported due to obvious interference.

J - Estimated value. The Target analyte concentration is below the quantitation limit (RL), but above the Method Detection Limit (MDL) or Estimated Detection Limit (EDL) for SPME-related analyses. This represents an estimated concentration for Tentatively Identified Compounds (TICs). For calculated parameters, this represents that one or more values used in the calculation were

Report Format: DU Report with 'J' Qualifiers

Project Name:	136 FULLER ROAD	**Lab Number:**	L2574562
Project Number:	2222575.05	**Report Date:**	12/10/25

Data Qualifiers

estimated.

M - Reporting Limit (RL) exceeds the MCP CAM Reporting Limit for this analyte.

ND - Not detected at the method detection limit (MDL) for the sample, or estimated detection limit (EDL) for SPME-related analyses.

NJ - Presumptive evidence of compound. This represents an estimated concentration for Tentatively Identified Compounds (TICs), where the identification is based on a mass spectral library search.

P - The RPD between the results for the two columns exceeds the method-specified criteria.

Q - The quality control sample exceeds the associated acceptance criteria. For DOD-related projects, LCS and/or Continuing Calibration Standard exceedences are also qualified on all associated sample results. Note: This flag is not applicable for matrix spike recoveries when the sample concentration is greater than 4x the spike added or for batch duplicate RPD when the sample concentrations are less than 5x the RL. (Metals only.)

R - Analytical results are from sample re-analysis.

RE - Analytical results are from sample re-extraction.

S - Analytical results are from modified screening analysis.

V - The surrogate associated with this target analyte has a recovery outside the QC acceptance limits. (Applicable to MassDEP DW Compliance samples only.)

Z - The batch matrix spike and/or duplicate associated with this target analyte has a recovery/RPD outside the QC acceptance limits. (Applicable to MassDEP DW Compliance samples only.)

Report Format: DU Report with 'J' Qualifiers

Project Name: 136 FULLER ROAD
Project Number: 2222575.05
Lab Number: L2574562
Report Date: 12/10/25

REFERENCES

1 Test Methods for Evaluating Solid Waste: Physical/Chemical Methods. EPA SW-846. Third Edition. Updates I - VI, 2018.

LIMITATION OF LIABILITIES

Pace Analytical Services performs services with reasonable care and diligence normal to the analytical testing laboratory industry. In the event of an error, the sole and exclusive responsibility of Pace Analytical Services shall be to re-perform the work at it's own expense. In no event shall Pace Analytical Services be held liable for any incidental, consequential or special damages, including but not limited to, damages in any way connected with the use of, interpretation of, information or analysis provided by Pace Analytical Services.

We strongly urge our clients to comply with EPA protocol regarding sample volume, preservation, cooling, containers, sampling procedures, holding time and splitting of samples in the field.

Certification Information

The following analytes are not included in our Primary NELAP Scope of Accreditation:

Westborough Facility – 8 Walkup Dr. Westborough, MA 01581
EPA 624.1: m/p-xylene, o-xylene, Naphthalene
EPA 625.1: alpha-Terpineol
EPA 8260D: NPW: 1,2,4,5-Tetramethylbenzene; 4-Ethyltoluene; SCM: Iodomethane (methyl iodide), 1,2,4,5-Tetramethylbenzene; 4-Ethyltoluene.
EPA 8270E: NPW: Dimethylnaphthalene,1,4-Diphenylhydrazine, alpha-Terpineol, Azobenzene; SCM: Dimethylnaphthalene,1,4-Diphenylhydrazine.
SM4500: NPW: Amenable Cyanide; SCM: Total Phosphorus, TKN, NO2, NO3.

Mansfield Facility – 320 Forbes Blvd. Mansfield, MA 02048
SM 2540D: TSS.
EPA TO-15: Halothane, 2,4,4-Trimethyl-2-pentene, 2,4,4-Trimethyl-1-pentene, Thiophene, 2-Methylthiophene, 3-Methylthiophene, 2-Ethylthiophene, 1,2,3-Trimethylbenzene, Indan, Indene, 1,2,4,5-Tetramethylbenzene, Benzothiophene, 1-Methylnaphthalene.
MADEP-APH.
Nonpotable Water: EPA RSK-175 Dissolved Gases
Biological Tissue Matrix: EPA 3050B

Mansfield Facility – 120 Forbes Blvd. Mansfield, MA 02048
EPA TO-15: Halothane, 2,4,4-Trimethyl-2-pentene, 2,4,4-Trimethyl-1-pentene, Thiophene, 2-Methylthiophene, 3-Methylthiophene, 2-Ethylthiophene, 1,2,3-Trimethylbenzene, Indan, Indene, 1,2,4,5-Tetramethylbenzene, Benzothiophene, 1-Methylnaphthalene.
Nonpotable Water: EPA RSK-175 Dissolved Gases

The following test method is not included in our New Jersey Secondary NELAP Scope of Accreditation:

Mansfield Facility – 320 Forbes Blvd. Mansfield, MA 02048
Determination of Selected Perfluorinated Alkyl Substances by Solid Phase Extraction and Liquid Chromatography/Tandem Mass Spectrometry Isotope Dilution (via Alpha SOP 23528)

The following analytes are included in our Massachusetts DEP Scope of Accreditation

Westborough Facility – 8 Walkup Dr. Westborough, MA 01581

Drinking Water
EPA 300.0: Chloride, Nitrate-N, Fluoride, Sulfate; **EPA 353.2**: Nitrate-N, Nitrite-N; **SM4500NO3-F**: Nitrate-N, Nitrite-N; **SM4500F-C, SM4500CN-CE, EPA 180.1, SM2130B, SM4500Cl-D, SM2320B, SM2540C, SM4500H-B, SM4500NO2-B**
EPA 524.2: THMs and VOCs; **EPA 504.1:** EDB, DBCP.
Microbiology: **SM9215B; SM9223-P/A, SM9223B-Colilert-QT,SM9222D**.

Non-Potable Water
SM4500H,B, EPA 120.1, SM2510B, SM2540C, SM2320B, SM4500CL-E, SM4500F-BC, SM4500NH3-BH: Ammonia-N and Kjeldahl-N, **EPA 350.1**: Ammonia-N, **LACHAT 10-107-06-1-B**: Ammonia-N, **EPA 351.1, SM4500NO3-F, EPA 353.2**: Nitrate-N**, SM4500P-E, SM4500P-B, E, SM4500SO4-E, SM5220D, EPA 410.4, SM5210B, SM5310C, SM4500CL-D, SM4500CL-G, EPA 1664, EPA 420.1, SM4500-CN-CE, SM2540D, EPA 300: Chloride, Sulfate, Nitrate.**
EPA 624.1: Volatile Halocarbons & Aromatics,
EPA 608.3: Chlordane, Toxaphene, Aldrin, alpha-BHC, beta-BHC, gamma-BHC, delta-BHC, Dieldrin, DDD, DDE, DDT, Endosulfan I, Endosulfan II, Endosulfan sulfate, Endrin, Endrin Aldehyde, Heptachlor, Heptachlor Epoxide, PCBs
EPA 625.1: SVOC (Acid/Base/Neutral Extractables).
Microbiology: **SM9223B-Colilert-QT; Enterolert-QT.**

Mansfield Facility – 320 Forbes Blvd. Mansfield, MA 02048

Drinking Water
EPA 200.7: Al, Ba, Cd, Cr, Cu, Fe, Mn, Ni, Na, Ag, Ca, Zn. **EPA 200.8:** Al, Sb, As, Ba, Be, Cd, Cr, Cu, Pb, Mn, Ni, Se, Ag, TL, Zn. **EPA 245.1** Hg.
EPA 522, EPA 537.1.

Non-Potable Water
EPA 200.7: Al, Sb, As, Be, Cd, Ca, Cr, Co, Cu, Fe, Pb, Mg, Mn, Mo, Ni, K, Se, Ag, Na, Sr, TL, Ti, V, Zn.
EPA 200.8: Al, Sb**,** As, Be, Cd, Ca, Cr, Cu, Fe, Pb, Mg, Mn, Ni, K, Se, Ag, Na, TL, Zn.
EPA 245.1: Hg. **EPA 245.7:** Hg.
SM2340B

Certification IDs:

Westborough Facility – 8 Walkup Dr. Westborough, MA 01581
CT PH-0826, IL 200077, IN C-MA-03, KY kY98045, ME MA00086, MD 348, MA M-MA086, NH 2064, NJ MA935, NY 11148, NC (DW) 25700, NC (NPW/SCM) 666, OR MA-1316, PA 68-03671, RI LAO00065, TX T104704476, VT VT-0935, VA 460195

Mansfield Facility – 320 Forbes Blvd. Mansfield, MA 02048
MA M-MA00030, CT PH-0825, ANAB/DoD L2474, IL 200081, IN C-MA-04, KY KY98046, LA 85084, ME MA00030, MI 9110, MN 025-999-495, NH 2062, NJ MA015, NY 11627, NC (NPW/SCM) 685, OR MA-0262, PA 68-02089, RI LAO00299, TX T-104704419, VT VT-0015, VA 460194, WA C954

Mansfield Facility – 120 Forbes Blvd. Mansfield, MA 02048
ANAB/DoD L2474, LA 245052, ME MA01156, MN 025-999-498, NH 2249, NJ MA025, NY 12191, OR 4203, TX T104704583, VA 460311, WA C1104.

For a complete listing of analytes and methods, please contact your Project Manager.

ALPHA

Westborough, MA 01581
8 Walkup Dr.
TEL: 508-898-9220
FAX: 508-898-9193

Mansfield, MA 02048
320 Forbes Blvd
TEL: 508-822-9300
FAX: 508-822-3288

NEW YORK CHAIN OF CUSTODY

Service Centers
Mahwah, NJ 07430: 35 Whitney Rd, Suite 5
Albany, NY 12205: 14 Walker Way
Tonawanda, NY 14150: 275 Cooper Ave, Suite 105

Page 1 of 1

Date Rec'd in Lab: 11/22/25

L2574562
LABELLA – POUG

Client Information

Client: Labella Associates
Address: 4 British American Blvd Latham, NY 12110
Phone: 320-462-6360
Fax:
Email: bfields@labellapc.com

Project Information

Project Name: 136 Fuller Road
Project Location: Albany, NY
Project #: 2222575.05
(Use Project name as Project #)
Project Manager: Brendan Fields
ALPHAQuote #:

Turn-Around Time

Standard ☐ Due Date:
Rush (only if pre-approved) ☐ # of Days:

Deliverables

☐ ASP-A ☐ ASP-B
☐ EQuIS (1 File) ☐ EQuIS (4 File)
☐ Other

☒ Same as Client Info
PO #: 2222575.05

Regulatory Requirement

☒ NY TOGS ☐ NY Part 375
☐ AWQ Standards ☐ NY CP-51
☐ NY Restricted Use ☐ Other
☐ NY Unrestricted Use
☐ NYC Sewer Discharge

Disposal Site Information

Please identify below location of applicable disposal facilities.
Disposal Facility:
☐ NJ ☐ NY
☐ Other

These samples have been previously analyzed by Alpha ☐

Other project specific requirements/comments:

Please specify Metals or TAL.

ANALYSIS

8260 VOCs

Sample Filtration
☐ Done
☐ Lab to do
Preservation
☐ Lab to do
(Please Specify below)

ALPHA Lab ID (Lab Use Only)	Sample ID	Collection Date	Collection Time	Sample Matrix	Sampler's Initials	8260 VOCs	Sample Specific Comments
-01	Influent - NOV25	11/21/25	10:05	GW	BF	X	
-02	Effluent - NOV25	11/21/25	10:15	GW	BF	X	

Container Type: V V
Preservative: B B

Preservative Code:
A = None
B = HCl
C = HNO_3
D = H_2SO_4
E = NaOH
F = MeOH
G = $NaHSO_4$
H = $Na_2S_2O_3$
K/E = Zn Ac/NaOH
O = Other

Container Code:
P = Plastic
A = Amber Glass
V = Vial
G = Glass
B = Bacteria Cup
C = Cube
D = Other
E = Encore
S = SOD Bottle

Westboro: Certification No: MA935
Mansfield: Certification No: MA015

Relinquished By:	Date/Time	Received By:	Date/Time
Brendan Fields/Labella	11/25 @ 11:30		11/21/25 1130
	11/21/25 1135		11-21 2300
	11-22 0100		11-22-25 0100

Please print clearly, legibly and completely. Samples can not be logged in and turnaround time clock will not start until any ambiguities are resolved. BY EXECUTING THIS COC, THE CLIENT HAS READ AND AGREES TO BE BOUND BY ALPHA'S TERMS & CONDITIONS. (See reverse side.)

Form No: 01-25 (C (rev. 30-Sept-2013)

Sample Delivery Group Summary

Pace Job Number : L2574562

Account Name : LaBella Associates, P.C.
Project Number : 2222575.05
Project Name : 136 FULLER ROAD

Received : 21-NOV-2025
Reviewer : Mohammed Wahed

Delivery Information

Samples Delivered By : Pace Courier

Chain of Custody : Present

Cooler Information

Cooler	Seal/Seal#	Preservation	Temperature(°C)	Additional Information
A	Absent/	Ice	2.4	

Condition Information

1) All samples on COC received?	**YES**
2) Extra samples received?	**NO**
3) Are there any sample container discrepancies?	**NO**
4) Are there any discrepancies between COC & sample labels?	**NO**
5) Are samples in appropriate containers for requested analysis?	**YES**
6) Are samples properly preserved for requested analysis?	**YES**
7) Are samples within holding time for requested analysis?	**YES**
8) All sampling equipment returned?	**NA**

Volatile Organics/VPH

1) Reagent Water Vials Frozen by Client?	**NO**

ANALYTICAL REPORT

Lab Number:	L2581097
Client:	LaBella Associates, P.C. 4 British American Boulevard Latham, NY 12110
ATTN:	Branson Fields
Phone:	(518) 266-7355
Project Name:	136 FULLER ROAD
Project Number:	2222575.05
Report Date:	01/06/26

The original project report/data package is held by Pace Analytical Services. This report/data package is paginated and should be reproduced only in its entirety. Pace Analytical Services holds no responsibility for results and/or data that are not consistent with the original.

Certifications & Approvals: MA (M-MA086), NH NELAP (2064), CT (PH-0826), IL (200077), IN (C-MA-03), KY (KY98045), ME (MA00086), MD (348), NJ (MA935), NY (11148), NC (25700/666), OR (MA-1316), PA (68-03671), RI (LAO00065), TX (T104704476), VT (VT-0935), VA (460195), USDA (Permit #525-23-122-91930A1).

Project Name: 136 FULLER ROAD
Project Number: 2222575.05

Lab Number: L2581097
Report Date: 01/06/26

Lab Sample ID	Client ID	Matrix	Sample Location	Collection Date/Time	Receive Date
L2581097-01	INFLUENT_DEC25	WATER	ALBANY, NY	12/19/25 09:30	12/19/25
L2581097-02	EFFLUENT_DEC25	WATER	ALBANY, NY	12/19/25 09:35	12/19/25

Project Name:	136 FULLER ROAD	**Lab Number:**	L2581097
Project Number:	2222575.05	**Report Date:**	01/06/26

Case Narrative

The samples were received in accordance with the Chain of Custody and no significant deviations were encountered during the preparation or analysis unless otherwise noted. Sample Receipt, Container Information, and the Chain of Custody are located at the back of the report.

Results contained within this report relate only to the samples submitted under this Pace Lab Number and meet NELAP requirements for all NELAP accredited parameters unless otherwise noted in the following narrative. The data presented in this report is organized by parameter (i.e. VOC, SVOC, etc.). Sample specific Quality Control data (i.e. Surrogate Spike Recovery) is reported at the end of the target analyte list for each individual sample, followed by the Laboratory Batch Quality Control at the end of each parameter. Tentatively Identified Compounds (TICs), if requested, are reported for compounds identified to be present and are not part of the method/program Target Compound List, even if only a subset of the TCL are being reported. If a sample was re-analyzed or re-extracted due to a required quality control corrective action and if both sets of data are reported, the Laboratory ID of the re-analysis or re-extraction is designated with an "R" or "RE", respectively.

When multiple Batch Quality Control elements are reported (e.g. more than one LCS), the associated samples for each element are noted in the grey shaded header line of each data table. Any Laboratory Batch, Sample Specific % recovery or RPD value that is outside the listed Acceptance Criteria is bolded in the report. In reference to questions H (CAM) or 4 (RCP) when "NO" is checked, the performance criteria for CAM and RCP methods allow for some quality control failures to occur and still be within method compliance. In these instances, the specific failure is not narrated but noted in the associated QC Outlier Summary Report, located directly after the Case Narrative. QC information is also incorporated in the Data Usability Assessment table (Format 11) of our Data Merger tool, where it can be reviewed in conjunction with the sample result, associated regulatory criteria and any associated data usability implications.

Soil/sediments and solids are reported on a dry weight basis unless otherwise noted. Tissues are reported "as received" or on a wet weight basis, unless otherwise noted. Definitions of all data qualifiers and acronyms used in this report are provided in the Glossary located at the back of the report.

HOLD POLICY - For samples submitted on hold, Pace's policy is to hold samples (with the exception of Air canisters) free of charge for 21 calendar days from the date the project is completed. After 21 calendar days, we will dispose of all samples submitted including those put on hold unless you have contacted your Pace Project Manager and made arrangements for Pace to continue to hold the samples. Air canisters will be disposed after 3 business days from the date the project is completed.

Please contact Project Management at 800-624-9220 with any questions.

Project Name:	136 FULLER ROAD	**Lab Number:**	L2581097
Project Number:	2222575.05	**Report Date:**	01/06/26

Case Narrative (continued)

Report Submission

All non-detect (ND) or estimated concentrations (J-qualified) have been quantitated to the limit noted in the MDL column.

I, the undersigned, attest under the pains and penalties of perjury that, to the best of my knowledge and belief and based upon my personal inquiry of those responsible for providing the information contained in this analytical report, such information is accurate and complete. This certificate of analysis is not complete unless this page accompanies any and all pages of this report.

Authorized Signature: Kelly O'Neill

Title: Technical Director/Representative Date: 01/06/26

ORGANICS

VOLATILES

Project Name: 136 FULLER ROAD
Project Number: 2222575.05
Lab Number: L2581097
Report Date: 01/06/26

SAMPLE RESULTS

Lab ID: L2581097-01
Client ID: INFLUENT_DEC25
Sample Location: ALBANY, NY
Date Collected: 12/19/25 09:30
Date Received: 12/19/25
Field Prep: Not Specified

Sample Depth:
Matrix: Water
Analytical Method: 1,8260D
Analytical Date: 12/30/25 09:20
Analyst: PID

Parameter	Result	Qualifier	Units	RL	MDL	Dilution Factor
Volatile Organics by GC/MS - Westborough Lab						
Methylene chloride	ND		ug/l	2.5	0.70	1
1,1-Dichloroethane	ND		ug/l	2.5	0.70	1
Chloroform	ND		ug/l	2.5	0.70	1
Carbon tetrachloride	ND		ug/l	0.50	0.13	1
1,2-Dichloropropane	ND		ug/l	1.0	0.14	1
Dibromochloromethane	ND		ug/l	0.50	0.15	1
1,1,2-Trichloroethane	ND		ug/l	1.5	0.50	1
Tetrachloroethene	5.0		ug/l	0.50	0.18	1
Chlorobenzene	ND		ug/l	2.5	0.70	1
Trichlorofluoromethane	ND		ug/l	2.5	0.70	1
1,2-Dichloroethane	ND		ug/l	0.50	0.13	1
1,1,1-Trichloroethane	ND		ug/l	2.5	0.70	1
Bromodichloromethane	ND		ug/l	0.50	0.19	1
trans-1,3-Dichloropropene	ND		ug/l	0.50	0.16	1
cis-1,3-Dichloropropene	ND		ug/l	0.50	0.14	1
Bromoform	ND		ug/l	2.0	0.65	1
1,1,2,2-Tetrachloroethane	ND		ug/l	0.50	0.17	1
Benzene	ND		ug/l	0.50	0.16	1
Toluene	ND		ug/l	2.5	0.70	1
Ethylbenzene	ND		ug/l	2.5	0.70	1
Chloromethane	ND		ug/l	2.5	0.70	1
Bromomethane	ND		ug/l	2.5	0.70	1
Vinyl chloride	ND		ug/l	1.0	0.07	1
Chloroethane	ND		ug/l	2.5	0.70	1
1,1-Dichloroethene	ND		ug/l	0.50	0.17	1
trans-1,2-Dichloroethene	ND		ug/l	2.5	0.70	1
Trichloroethene	0.77		ug/l	0.50	0.18	1
1,2-Dichlorobenzene	ND		ug/l	2.5	0.70	1

Project Name: 136 FULLER ROAD
Project Number: 2222575.05
Lab Number: L2581097
Report Date: 01/06/26

SAMPLE RESULTS

Lab ID: L2581097-01
Client ID: INFLUENT_DEC25
Sample Location: ALBANY, NY
Date Collected: 12/19/25 09:30
Date Received: 12/19/25
Field Prep: Not Specified

Sample Depth:

Parameter	Result	Qualifier	Units	RL	MDL	Dilution Factor
Volatile Organics by GC/MS - Westborough Lab						
1,3-Dichlorobenzene	ND		ug/l	2.5	0.70	1
1,4-Dichlorobenzene	ND		ug/l	2.5	0.70	1
Methyl tert butyl ether	ND		ug/l	2.5	0.17	1
p/m-Xylene	ND		ug/l	2.5	0.70	1
o-Xylene	ND		ug/l	2.5	0.70	1
cis-1,2-Dichloroethene	4.6		ug/l	2.5	0.70	1
Styrene	ND		ug/l	2.5	0.70	1
Dichlorodifluoromethane	ND		ug/l	5.0	1.0	1
Acetone	ND		ug/l	5.0	1.5	1
Carbon disulfide	ND		ug/l	5.0	1.0	1
2-Butanone	ND		ug/l	5.0	1.9	1
4-Methyl-2-pentanone	ND		ug/l	5.0	1.0	1
2-Hexanone	ND		ug/l	5.0	1.0	1
Bromochloromethane	ND		ug/l	2.5	0.70	1
1,2-Dibromoethane	ND		ug/l	2.0	0.65	1
1,2-Dibromo-3-chloropropane	ND		ug/l	2.5	0.70	1
Isopropylbenzene	ND		ug/l	2.5	0.70	1
1,2,3-Trichlorobenzene	ND		ug/l	2.5	0.70	1
1,2,4-Trichlorobenzene	ND		ug/l	2.5	0.70	1
Methyl Acetate	ND		ug/l	2.0	0.23	1
Cyclohexane	ND		ug/l	10	0.27	1
1,4-Dioxane	78	J	ug/l	250	61.	1
Freon-113	ND		ug/l	2.5	0.70	1
Methyl cyclohexane	ND		ug/l	10	0.40	1

Surrogate	% Recovery	Qualifier	Acceptance Criteria
1,2-Dichloroethane-d4	109		70-130
Toluene-d8	101		70-130
4-Bromofluorobenzene	99		70-130
Dibromofluoromethane	111		70-130

Project Name: 136 FULLER ROAD
Project Number: 2222575.05

Lab Number: L2581097
Report Date: 01/06/26

SAMPLE RESULTS

Lab ID: L2581097-02
Client ID: EFFLUENT_DEC25
Sample Location: ALBANY, NY

Date Collected: 12/19/25 09:35
Date Received: 12/19/25
Field Prep: Not Specified

Sample Depth:
Matrix: Water
Analytical Method: 1,8260D
Analytical Date: 12/30/25 09:46
Analyst: PID

Parameter	Result	Qualifier	Units	RL	MDL	Dilution Factor
Volatile Organics by GC/MS - Westborough Lab						
Methylene chloride	ND		ug/l	2.5	0.70	1
1,1-Dichloroethane	ND		ug/l	2.5	0.70	1
Chloroform	ND		ug/l	2.5	0.70	1
Carbon tetrachloride	ND		ug/l	0.50	0.13	1
1,2-Dichloropropane	ND		ug/l	1.0	0.14	1
Dibromochloromethane	ND		ug/l	0.50	0.15	1
1,1,2-Trichloroethane	ND		ug/l	1.5	0.50	1
Tetrachloroethene	ND		ug/l	0.50	0.18	1
Chlorobenzene	ND		ug/l	2.5	0.70	1
Trichlorofluoromethane	ND		ug/l	2.5	0.70	1
1,2-Dichloroethane	ND		ug/l	0.50	0.13	1
1,1,1-Trichloroethane	ND		ug/l	2.5	0.70	1
Bromodichloromethane	ND		ug/l	0.50	0.19	1
trans-1,3-Dichloropropene	ND		ug/l	0.50	0.16	1
cis-1,3-Dichloropropene	ND		ug/l	0.50	0.14	1
Bromoform	ND		ug/l	2.0	0.65	1
1,1,2,2-Tetrachloroethane	ND		ug/l	0.50	0.17	1
Benzene	ND		ug/l	0.50	0.16	1
Toluene	ND		ug/l	2.5	0.70	1
Ethylbenzene	ND		ug/l	2.5	0.70	1
Chloromethane	ND		ug/l	2.5	0.70	1
Bromomethane	ND		ug/l	2.5	0.70	1
Vinyl chloride	ND		ug/l	1.0	0.07	1
Chloroethane	ND		ug/l	2.5	0.70	1
1,1-Dichloroethene	ND		ug/l	0.50	0.17	1
trans-1,2-Dichloroethene	ND		ug/l	2.5	0.70	1
Trichloroethene	ND		ug/l	0.50	0.18	1
1,2-Dichlorobenzene	ND		ug/l	2.5	0.70	1

Project Name: 136 FULLER ROAD
Project Number: 2222575.05

Lab Number: L2581097
Report Date: 01/06/26

SAMPLE RESULTS

Lab ID: L2581097-02
Client ID: EFFLUENT_DEC25
Sample Location: ALBANY, NY

Date Collected: 12/19/25 09:35
Date Received: 12/19/25
Field Prep: Not Specified

Sample Depth:

Parameter	Result	Qualifier	Units	RL	MDL	Dilution Factor
Volatile Organics by GC/MS - Westborough Lab						
1,3-Dichlorobenzene	ND		ug/l	2.5	0.70	1
1,4-Dichlorobenzene	ND		ug/l	2.5	0.70	1
Methyl tert butyl ether	ND		ug/l	2.5	0.17	1
p/m-Xylene	ND		ug/l	2.5	0.70	1
o-Xylene	ND		ug/l	2.5	0.70	1
cis-1,2-Dichloroethene	ND		ug/l	2.5	0.70	1
Styrene	ND		ug/l	2.5	0.70	1
Dichlorodifluoromethane	ND		ug/l	5.0	1.0	1
Acetone	ND		ug/l	5.0	1.5	1
Carbon disulfide	ND		ug/l	5.0	1.0	1
2-Butanone	ND		ug/l	5.0	1.9	1
4-Methyl-2-pentanone	ND		ug/l	5.0	1.0	1
2-Hexanone	ND		ug/l	5.0	1.0	1
Bromochloromethane	ND		ug/l	2.5	0.70	1
1,2-Dibromoethane	ND		ug/l	2.0	0.65	1
1,2-Dibromo-3-chloropropane	ND		ug/l	2.5	0.70	1
Isopropylbenzene	ND		ug/l	2.5	0.70	1
1,2,3-Trichlorobenzene	ND		ug/l	2.5	0.70	1
1,2,4-Trichlorobenzene	ND		ug/l	2.5	0.70	1
Methyl Acetate	ND		ug/l	2.0	0.23	1
Cyclohexane	ND		ug/l	10	0.27	1
1,4-Dioxane	ND		ug/l	250	61.	1
Freon-113	ND		ug/l	2.5	0.70	1
Methyl cyclohexane	ND		ug/l	10	0.40	1

Surrogate	% Recovery	Qualifier	Acceptance Criteria
1,2-Dichloroethane-d4	110		70-130
Toluene-d8	100		70-130
4-Bromofluorobenzene	99		70-130
Dibromofluoromethane	112		70-130

Project Name: 136 FULLER ROAD
Project Number: 2222575.05
Lab Number: L2581097
Report Date: 01/06/26

Method Blank Analysis
Batch Quality Control

Analytical Method: 1,8260D
Analytical Date: 12/30/25 08:55
Analyst: PID

Parameter	Result	Qualifier	Units	RL	MDL
Volatile Organics by GC/MS - Westborough Lab for sample(s): 01-02 Batch: WG2160733-5					
Methylene chloride	ND		ug/l	2.5	0.70
1,1-Dichloroethane	ND		ug/l	2.5	0.70
Chloroform	ND		ug/l	2.5	0.70
Carbon tetrachloride	ND		ug/l	0.50	0.13
1,2-Dichloropropane	ND		ug/l	1.0	0.14
Dibromochloromethane	ND		ug/l	0.50	0.15
1,1,2-Trichloroethane	ND		ug/l	1.5	0.50
Tetrachloroethene	ND		ug/l	0.50	0.18
Chlorobenzene	ND		ug/l	2.5	0.70
Trichlorofluoromethane	ND		ug/l	2.5	0.70
1,2-Dichloroethane	ND		ug/l	0.50	0.13
1,1,1-Trichloroethane	ND		ug/l	2.5	0.70
Bromodichloromethane	ND		ug/l	0.50	0.19
trans-1,3-Dichloropropene	ND		ug/l	0.50	0.16
cis-1,3-Dichloropropene	ND		ug/l	0.50	0.14
Bromoform	ND		ug/l	2.0	0.65
1,1,2,2-Tetrachloroethane	ND		ug/l	0.50	0.17
Benzene	ND		ug/l	0.50	0.16
Toluene	ND		ug/l	2.5	0.70
Ethylbenzene	ND		ug/l	2.5	0.70
Chloromethane	ND		ug/l	2.5	0.70
Bromomethane	ND		ug/l	2.5	0.70
Vinyl chloride	ND		ug/l	1.0	0.07
Chloroethane	ND		ug/l	2.5	0.70

Project Name: 136 FULLER ROAD
Project Number: 2222575.05
Lab Number: L2581097
Report Date: 01/06/26

Method Blank Analysis
Batch Quality Control

Analytical Method: 1,8260D
Analytical Date: 12/30/25 08:55
Analyst: PID

Parameter	Result	Qualifier	Units	RL	MDL
Volatile Organics by GC/MS - Westborough Lab for sample(s): 01-02 Batch: WG2160733-5					
1,1-Dichloroethene	ND		ug/l	0.50	0.17
trans-1,2-Dichloroethene	ND		ug/l	2.5	0.70
Trichloroethene	ND		ug/l	0.50	0.18
1,2-Dichlorobenzene	ND		ug/l	2.5	0.70
1,3-Dichlorobenzene	ND		ug/l	2.5	0.70
1,4-Dichlorobenzene	ND		ug/l	2.5	0.70
Methyl tert butyl ether	ND		ug/l	2.5	0.17
p/m-Xylene	ND		ug/l	2.5	0.70
o-Xylene	ND		ug/l	2.5	0.70
cis-1,2-Dichloroethene	ND		ug/l	2.5	0.70
Styrene	ND		ug/l	2.5	0.70
Dichlorodifluoromethane	ND		ug/l	5.0	1.0
Acetone	ND		ug/l	5.0	1.5
Carbon disulfide	ND		ug/l	5.0	1.0
2-Butanone	ND		ug/l	5.0	1.9
4-Methyl-2-pentanone	ND		ug/l	5.0	1.0
2-Hexanone	ND		ug/l	5.0	1.0
Bromochloromethane	ND		ug/l	2.5	0.70
1,2-Dibromoethane	ND		ug/l	2.0	0.65
1,2-Dibromo-3-chloropropane	ND		ug/l	2.5	0.70
Isopropylbenzene	ND		ug/l	2.5	0.70
1,2,3-Trichlorobenzene	ND		ug/l	2.5	0.70
1,2,4-Trichlorobenzene	ND		ug/l	2.5	0.70
Methyl Acetate	ND		ug/l	2.0	0.23

Project Name: 136 FULLER ROAD
Project Number: 2222575.05
Lab Number: L2581097
Report Date: 01/06/26

Method Blank Analysis
Batch Quality Control

Analytical Method: 1,8260D
Analytical Date: 12/30/25 08:55
Analyst: PID

Parameter	Result	Qualifier	Units	RL	MDL
Volatile Organics by GC/MS - Westborough Lab for sample(s): 01-02 Batch: WG2160733-5					
Cyclohexane	ND		ug/l	10	0.27
1,4-Dioxane	ND		ug/l	250	61.
Freon-113	ND		ug/l	2.5	0.70
Methyl cyclohexane	ND		ug/l	10	0.40

Surrogate	%Recovery	Qualifier	Acceptance Criteria
1,2-Dichloroethane-d4	109		70-130
Toluene-d8	99		70-130
4-Bromofluorobenzene	101		70-130
Dibromofluoromethane	109		70-130

Lab Control Sample Analysis
Batch Quality Control

Project Name: 136 FULLER ROAD
Project Number: 2222575.05

Lab Number: L2581097
Report Date: 01/06/26

Parameter	LCS %Recovery	Qual	LCSD %Recovery	Qual	%Recovery Limits	RPD	Qual	RPD Limits
Volatile Organics by GC/MS - Westborough Lab Associated sample(s): 01-02 Batch: WG2160733-3 WG2160733-4								
Methylene chloride	100		97		70-130	3		20
1,1-Dichloroethane	93		85		70-130	9		20
Chloroform	110		98		70-130	12		20
Carbon tetrachloride	110		100		63-132	10		20
1,2-Dichloropropane	87		83		70-130	5		20
Dibromochloromethane	110		110		63-130	0		20
1,1,2-Trichloroethane	110		110		70-130	0		20
Tetrachloroethene	120		110		70-130	9		20
Chlorobenzene	100		100		75-130	0		20
Trichlorofluoromethane	110		100		62-150	10		20
1,2-Dichloroethane	100		100		70-130	0		20
1,1,1-Trichloroethane	110		100		67-130	10		20
Bromodichloromethane	110		100		67-130	10		20
trans-1,3-Dichloropropene	100		100		70-130	0		20
cis-1,3-Dichloropropene	98		95		70-130	3		20
Bromoform	110		110		54-136	0		20
1,1,2,2-Tetrachloroethane	100		110		67-130	10		20
Benzene	100		97		70-130	3		20
Toluene	100		100		70-130	0		20

Lab Control Sample Analysis
Batch Quality Control

Project Name: 136 FULLER ROAD
Project Number: 2222575.05

Lab Number: L2581097
Report Date: 01/06/26

Parameter	LCS %Recovery	Qual	LCSD %Recovery	Qual	%Recovery Limits	RPD	Qual	RPD Limits
Volatile Organics by GC/MS - Westborough Lab Associated sample(s): 01-02 Batch: WG2160733-3 WG2160733-4								
Ethylbenzene	110		100		70-130	10		20
Chloromethane	**63**	Q	**54**	Q	64-130	15		20
Bromomethane	74		69		39-139	7		20
Vinyl chloride	78		70		55-140	11		20
Chloroethane	98		86		55-138	13		20
1,1-Dichloroethene	110		98		61-145	12		20
trans-1,2-Dichloroethene	100		95		70-130	5		20
Trichloroethene	100		96		70-130	4		20
1,2-Dichlorobenzene	110		100		70-130	10		20
1,3-Dichlorobenzene	110		100		70-130	10		20
1,4-Dichlorobenzene	100		99		70-130	1		20
Methyl tert butyl ether	100		100		63-130	0		20
p/m-Xylene	110		105		70-130	5		20
o-Xylene	110		105		70-130	5		20
cis-1,2-Dichloroethene	100		96		70-130	4		20
Styrene	110		105		70-130	5		20
Dichlorodifluoromethane	90		80		36-147	12		20
Acetone	85		86		58-148	1		20
Carbon disulfide	100		91		51-130	9		20

Lab Control Sample Analysis
Batch Quality Control

Project Name: 136 FULLER ROAD
Project Number: 2222575.05

Lab Number: L2581097
Report Date: 01/06/26

Parameter	LCS %Recovery	Qual	LCSD %Recovery	Qual	%Recovery Limits	RPD	Qual	RPD Limits
Volatile Organics by GC/MS - Westborough Lab Associated sample(s): 01-02 Batch: WG2160733-3 WG2160733-4								
2-Butanone	74		86		63-138	15		20
4-Methyl-2-pentanone	82		91		59-130	10		20
2-Hexanone	75		79		57-130	5		20
Bromochloromethane	120		100		70-130	18		20
1,2-Dibromoethane	110		110		70-130	0		20
1,2-Dibromo-3-chloropropane	110		120		41-144	9		20
Isopropylbenzene	100		93		70-130	7		20
1,2,3-Trichlorobenzene	120		120		70-130	0		20
1,2,4-Trichlorobenzene	110		110		70-130	0		20
Methyl Acetate	89		93		70-130	4		20
Cyclohexane	85		78		70-130	9		20
1,4-Dioxane	110		118		56-162	7		20
Freon-113	110		100		70-130	10		20
Methyl cyclohexane	100		94		70-130	6		20

Lab Control Sample Analysis
Batch Quality Control

Project Name: 136 FULLER ROAD
Project Number: 2222575.05

Lab Number: L2581097
Report Date: 01/06/26

Parameter	LCS %Recovery	Qual	LCSD %Recovery	Qual	%Recovery Limits	RPD	Qual	RPD Limits

Volatile Organics by GC/MS - Westborough Lab Associated sample(s): 01-02 Batch: WG2160733-3 WG2160733-4

Surrogate	LCS %Recovery	Qual	LCSD %Recovery	Qual	Acceptance Criteria
1,2-Dichloroethane-d4	107		105		70-130
Toluene-d8	105		104		70-130
4-Bromofluorobenzene	102		96		70-130
Dibromofluoromethane	106		101		70-130

Project Name: 136 FULLER ROAD
Project Number: 2222575.05

Lab Number: L2581097
Report Date: 01/06/26

Sample Receipt and Container Information

Were project specific reporting limits specified? YES

Cooler Information

Cooler	Custody Seal
A	Absent

Container Information

Container ID	Container Type	Cooler	Initial pH	Final pH	Temp deg C	Pres	Seal	Frozen Date/Time	Analysis(*)
L2581097-01A	Vial HCl preserved	NA	NA			Y	Absent		NYTCL-8260-R2(14)
L2581097-01B	Vial HCl preserved	NA	NA			Y	Absent		NYTCL-8260-R2(14)
L2581097-01C	Vial HCl preserved	NA	NA			Y	Absent		NYTCL-8260-R2(14)
L2581097-02A	Vial HCl preserved	NA	NA			Y	Absent		NYTCL-8260-R2(14)
L2581097-02B	Vial HCl preserved	NA	NA			Y	Absent		NYTCL-8260-R2(14)
L2581097-02C	Vial HCl preserved	NA	NA			Y	Absent		NYTCL-8260-R2(14)

*Values in parentheses indicate holding time in days

Project Name:	136 FULLER ROAD	**Lab Number:**	L2581097
Project Number:	2222575.05	**Report Date:**	01/06/26

GLOSSARY

Acronyms

DL	- Detection Limit: This value represents the level to which target analyte concentrations are reported as estimated values, when those target analyte concentrations are quantified below the limit of quantitation (LOQ). The DL includes any adjustments from dilutions, concentrations or moisture content, where applicable. (DoD report formats only.)
EDL	- Estimated Detection Limit: This value represents the level to which target analyte concentrations are reported as estimated values, when those target analyte concentrations are quantified below the reporting limit (RL). The EDL includes any adjustments from dilutions, concentrations or moisture content, where applicable. The use of EDLs is specific to the analysis of PAHs using Solid-Phase Microextraction (SPME).
EMPC	- Estimated Maximum Possible Concentration: The concentration that results from the signal present at the retention time of an analyte when the ions meet all of the identification criteria except the ion abundance ratio criteria. An EMPC is a worst-case estimate of the concentration.
EPA	- Environmental Protection Agency.
LCS	- Laboratory Control Sample: A sample matrix, free from the analytes of interest, spiked with verified known amounts of analytes or a material containing known and verified amounts of analytes.
LCSD	- Laboratory Control Sample Duplicate: Refer to LCS.
LFB	- Laboratory Fortified Blank: A sample matrix, free from the analytes of interest, spiked with verified known amounts of analytes or a material containing known and verified amounts of analytes.
LOD	- Limit of Detection: This value represents the level to which a target analyte can reliably be detected for a specific analyte in a specific matrix by a specific method. The LOD includes any adjustments from dilutions, concentrations or moisture content, where applicable. (DoD report formats only.)
LOQ	- Limit of Quantitation: The value at which an instrument can accurately measure an analyte at a specific concentration. The LOQ includes any adjustments from dilutions, concentrations or moisture content, where applicable. (DoD report formats only.) Limit of Quantitation: The value at which an instrument can accurately measure an analyte at a specific concentration. The LOQ includes any adjustments from dilutions, concentrations or moisture content, where applicable. (DoD report formats only.)
MDL	- Method Detection Limit: This value represents the level to which target analyte concentrations are reported as estimated values, when those target analyte concentrations are quantified below the reporting limit (RL). The MDL includes any adjustments from dilutions, concentrations or moisture content, where applicable.
MS	- Matrix Spike Sample: A sample prepared by adding a known mass of target analyte to a specified amount of matrix sample for which an independent estimate of target analyte concentration is available. For Method 332.0, the spike recovery is calculated using the native concentration, including estimated values.
MSD	- Matrix Spike Sample Duplicate: Refer to MS.
NA	- Not Applicable.
NC	- Not Calculated: Term is utilized when one or more of the results utilized in the calculation are non-detect at the parameter's reporting unit.
NDPA/DPA	- N-Nitrosodiphenylamine/Diphenylamine.
NI	- Not Ignitable.
NP	- Non-Plastic: Term is utilized for the analysis of Atterberg Limits in soil.
NR	- No Results: Term is utilized when 'No Target Compounds Requested' is reported for the analysis of Volatile or Semivolatile Organic TIC only requests.
RL	- Reporting Limit: The value at which an instrument can accurately measure an analyte at a specific concentration. The RL includes any adjustments from dilutions, concentrations or moisture content, where applicable.
RPD	- Relative Percent Difference: The results from matrix and/or matrix spike duplicates are primarily designed to assess the precision of analytical results in a given matrix and are expressed as relative percent difference (RPD). Values which are less than five times the reporting limit for any individual parameter are evaluated by utilizing the absolute difference between the values; although the RPD value will be provided in the report.
SRM	- Standard Reference Material: A reference sample of a known or certified value that is of the same or similar matrix as the associated field samples.
STLP	- Semi-dynamic Tank Leaching Procedure per EPA Method 1315.
TEF	- Toxic Equivalency Factors: The values assigned to each dioxin and furan to evaluate their toxicity relative to 2,3,7,8-TCDD.
TEQ	- Toxic Equivalent: The measure of a sample's toxicity derived by multiplying each dioxin and furan by its corresponding TEF and then summing the resulting values.
TIC	- Tentatively Identified Compound: A compound that has been identified to be present and is not part of the target compound list (TCL) for the method and/or program. All TICs are qualitatively identified and reported as estimated concentrations.

Report Format: DU Report with 'J' Qualifiers

Project Name:	136 FULLER ROAD	**Lab Number:**	L2581097
Project Number:	2222575.05	**Report Date:**	01/06/26

Footnotes

1 - The reference for this analyte should be considered modified since this analyte is absent from the target analyte list of the original method.

Terms

Analytical Method: Both the document from which the method originates and the analytical reference method. (Example: EPA 8260B is shown as 1,8260B.) The codes for the reference method documents are provided in the References section of the Addendum.

Chlordane: The target compound Chlordane (CAS No. 57-74-9) is reported for GC ECD analyses. Per EPA,this compound "refers to a mixture of chlordane isomers, other chlorinated hydrocarbons and numerous other components." (Reference: USEPA Toxicological Review of Chlordane, In Support of Summary Information on the Integrated Risk Information System (IRIS), December 1997.)

Difference: With respect to Total Oxidizable Precursor (TOP) Assay analysis, the difference is defined as the Post-Treatment value minus the Pre-Treatment value.

Final pH: As it pertains to Sample Receipt & Container Information section of the report, Final pH reflects pH of container determined after adjustment at the laboratory, if applicable. If no adjustment required, value reflects Initial pH.

Frozen Date/Time: With respect to Volatile Organics in soil, Frozen Date/Time reflects the date/time at which associated Reagent Water-preserved vials were initially frozen. Note: If frozen date/time is beyond 48 hours from sample collection, value will be reflected in 'bold'.

Gasoline Range Organics (GRO): Gasoline Range Organics (GRO) results include all chromatographic peaks eluting from Methyl tert butyl ether through Naphthalene, with the exception of GRO analysis in support of State of Ohio programs, which includes all chromatographic peaks eluting from Hexane through Dodecane.

Initial pH: As it pertains to Sample Receipt & Container Information section of the report, Initial pH reflects pH of container determined upon receipt, if applicable.

PAH Total: With respect to Alkylated PAH analyses, the 'PAHs, Total' result is defined as the summation of results for all or a subset of the following compounds: Naphthalene, C1-C4 Naphthalenes, 2-Methylnaphthalene, 1-Methylnaphthalene, Biphenyl, Acenaphthylene, Acenaphthene, Fluorene, C1-C3 Fluorenes, Phenanthrene, C1-C4 Phenanthrenes/Anthracenes, Anthracene, Fluoranthene, Pyrene, C1-C4 Fluoranthenes/Pyrenes, Benz(a)anthracene, Chrysene, C1-C4 Chrysenes, Benzo(b)fluoranthene, Benzo(j)+(k)fluoranthene, Benzo(e)pyrene, Benzo(a)pyrene, Perylene, Indeno(1,2,3-cd)pyrene, Dibenz(ah)+(ac)anthracene, Benzo(g,h,i)perylene. If a 'Total' result is requested, the results of its individual components will also be reported.

PFAS Total: With respect to PFAS analyses, the 'PFAS, Total (5)' result is defined as the summation of results for: PFHpA, PFHxS, PFOA, PFNA and PFOS. In addition, the 'PFAS, Total (6)' result is defined as the summation of results for: PFHpA, PFHxS, PFOA, PFNA, PFDA and PFOS. For MassDEP DW compliance analysis only, the 'PFAS, Total (6)' result is defined as the summation of results at or above the RL. Note: If a 'Total' result is requested, the results of its individual components will also be reported.

Total: With respect to Organic analyses, a 'Total' result is defined as the summation of results for individual isomers or Aroclors. If a 'Total' result is requested, the results of its individual components will also be reported. This is applicable to 'Total' results for methods 8260, 8081 and 8082.

Data Qualifiers

A - Spectra identified as "Aldol Condensates" are byproducts of the extraction/concentration procedures when acetone is introduced in the process.

B - The analyte was detected above the reporting limit in the associated method blank. Flag only applies to associated field samples that have detectable concentrations of the analyte at less than ten times (10x) the concentration found in the blank. For MCP-related projects, flag only applies to associated field samples that have detectable concentrations of the analyte at less than ten times (10x) the concentration found in the blank. For DOD-related projects, flag only applies to associated field samples that have detectable concentrations of the analyte at less than ten times (10x) the concentration found in the blank AND the analyte was detected above one-half the reporting limit (or above the reporting limit for common lab contaminants) in the associated method blank. For NJ-Air-related projects, flag only applies to associated field samples that have detectable concentrations of the analyte above the reporting limit. For NJ-related projects (excluding Air), flag only applies to associated field samples that have detectable concentrations of the analyte, which was detected above the reporting limit in the associated method blank or above five times the reporting limit for common lab contaminants (Phthalates, Acetone, Methylene Chloride, 2-Butanone).

C - Co-elution: The target analyte co-elutes with a known lab standard (i.e. surrogate, internal standards, etc.) for co-extracted analyses.

D - Concentration of analyte was quantified from diluted analysis. Flag only applies to field samples that have detectable concentrations of the analyte.

E - Concentration of analyte exceeds the range of the calibration curve and/or linear range of the instrument.

F - The ratio of quantifier ion response to qualifier ion response falls outside of the laboratory criteria. Results are considered to be an estimated maximum concentration.

G - The concentration may be biased high due to matrix interferences (i.e, co-elution) with non-target compound(s). The result should be considered estimated.

H - The analysis of pH was performed beyond the regulatory-required holding time of 15 minutes from the time of sample collection.

I - The lower value for the two columns has been reported due to obvious interference.

J - Estimated value. The Target analyte concentration is below the quantitation limit (RL), but above the Method Detection Limit (MDL) or Estimated Detection Limit (EDL) for SPME-related analyses. This represents an estimated concentration for Tentatively Identified Compounds (TICs). For calculated parameters, this represents that one or more values used in the calculation were

Report Format: DU Report with 'J' Qualifiers

Project Name:	136 FULLER ROAD	**Lab Number:**	L2581097
Project Number:	2222575.05	**Report Date:**	01/06/26

Data Qualifiers

estimated.

M - Reporting Limit (RL) exceeds the MCP CAM Reporting Limit for this analyte.

ND - Not detected at the method detection limit (MDL) for the sample, or estimated detection limit (EDL) for SPME-related analyses.

NJ - Presumptive evidence of compound. This represents an estimated concentration for Tentatively Identified Compounds (TICs), where the identification is based on a mass spectral library search.

P - The RPD between the results for the two columns exceeds the method-specified criteria.

Q - The quality control sample exceeds the associated acceptance criteria. For DOD-related projects, LCS and/or Continuing Calibration Standard exceedences are also qualified on all associated sample results. Note: This flag is not applicable for matrix spike recoveries when the sample concentration is greater than 4x the spike added or for batch duplicate RPD when the sample concentrations are less than 5x the RL. (Metals only.)

R - Analytical results are from sample re-analysis.

RE - Analytical results are from sample re-extraction.

S - Analytical results are from modified screening analysis.

V - The surrogate associated with this target analyte has a recovery outside the QC acceptance limits. (Applicable to MassDEP DW Compliance samples only.)

Z - The batch matrix spike and/or duplicate associated with this target analyte has a recovery/RPD outside the QC acceptance limits. (Applicable to MassDEP DW Compliance samples only.)

Report Format: DU Report with 'J' Qualifiers

Project Name: 136 FULLER ROAD
Project Number: 2222575.05
Lab Number: L2581097
Report Date: 01/06/26

REFERENCES

1 Test Methods for Evaluating Solid Waste: Physical/Chemical Methods. EPA SW-846. Third Edition. Updates I - VI, 2018.

LIMITATION OF LIABILITIES

Pace Analytical Services performs services with reasonable care and diligence normal to the analytical testing laboratory industry. In the event of an error, the sole and exclusive responsibility of Pace Analytical Services shall be to re-perform the work at it's own expense. In no event shall Pace Analytical Services be held liable for any incidental, consequential or special damages, including but not limited to, damages in any way connected with the use of, interpretation of, information or analysis provided by Pace Analytical Services.

We strongly urge our clients to comply with EPA protocol regarding sample volume, preservation, cooling, containers, sampling procedures, holding time and splitting of samples in the field.

ENV-FORM-WES2-0065 v01 Certificate/Approval Program Summary

Certification Information

The following analytes are not included in our Primary NELAP Scope of Accreditation:

Westborough Facility – 8 Walkup Dr. Westborough, MA 01581
EPA 624.1: m/p-xylene, o-xylene, Naphthalene
EPA 625.1: alpha-Terpineol
EPA 8260D: NPW: 1,2,4,5-Tetramethylbenzene; 4-Ethyltoluene; SCM: Iodomethane (methyl iodide), 1,2,4,5-Tetramethylbenzene; 4-Ethyltoluene.
EPA 8270E: NPW: Dimethylnaphthalene,1,4-Diphenylhydrazine, alpha-Terpineol, Azobenzene; SCM: Dimethylnaphthalene,1,4-Diphenylhydrazine.
SM4500: NPW: Amenable Cyanide; SCM: Total Phosphorus, TKN, NO2, NO3.

Mansfield Facility – 320 Forbes Blvd. Mansfield, MA 02048
SM 2540D: TSS.
Biological Tissue Matrix: EPA 3050B

Mansfield Facility – 120 Forbes Blvd. Mansfield, MA 02048
EPA TO-15: Halothane, 2,4,4-Trimethyl-2-pentene, 2,4,4-Trimethyl-1-pentene, Thiophene, 2-Methylthiophene, 3-Methylthiophene, 2-Ethylthiophene, 1,2,3-Trimethylbenzene, Indan, Indene, 1,2,4,5-Tetramethylbenzene, Benzothiophene, 1-Methylnaphthalene.
MADEP-APH.
Nonpotable Water: EPA RSK-175 Dissolved Gases

The following test method is not included in our New Jersey Secondary NELAP Scope of Accreditation:

Mansfield Facility – 320 Forbes Blvd. Mansfield, MA 02048
Determination of Selected Perfluorinated Alkyl Substances by Solid Phase Extraction and Liquid Chromatography/Tandem Mass Spectrometry Isotope Dilution (via Alpha SOP 23528)

The following analytes are included in our Massachusetts DEP Scope of Accreditation

Westborough Facility – 8 Walkup Dr. Westborough, MA 01581

Drinking Water
EPA 300.0: Chloride, Nitrate-N, Fluoride, Sulfate; **EPA 353.2**: Nitrate-N, Nitrite-N; **SM4500NO3-F**: Nitrate-N, Nitrite-N; **SM4500F-C, SM4500CN-CE, EPA 180.1, SM2130B, SM4500Cl-D, SM2320B, SM2540C, SM4500H-B, SM4500NO2-B**
EPA 524.2: THMs and VOCs; **EPA 504.1:** EDB, DBCP.
Microbiology: **SM9215B; SM9223-P/A, SM9223B-Colilert-QT,SM9222D**.

Non-Potable Water
SM4500H,B, EPA 120.1, SM2510B, SM2540C, SM2320B, SM4500CL-E, SM4500F-BC, SM4500NH3-BH: Ammonia-N and Kjeldahl-N, **EPA 350.1**: Ammonia-N, **LACHAT 10-107-06-1-B**: Ammonia-N, **EPA 351.1, SM4500NO3-F, EPA 353.2**: Nitrate-N, **SM4500P-E, SM4500P-B, E, SM4500SO4-E, SM5220D, EPA 410.4, SM5210B, SM5310C, SM4500CL-G, EPA 1664, EPA 420.1, SM4500-CN-CE, SM2540D, EPA 300: Chloride, Sulfate, Nitrate.**
EPA 624.1: Volatile Halocarbons & Aromatics,
EPA 608.3: Chlordane, Toxaphene, Aldrin, alpha-BHC, beta-BHC, gamma-BHC, delta-BHC, Dieldrin, DDD, DDE, DDT, Endosulfan I, Endosulfan II, Endosulfan sulfate, Endrin, Endrin Aldehyde, Heptachlor, Heptachlor Epoxide, PCBs
EPA 625.1: SVOC (Acid/Base/Neutral Extractables).
Microbiology: **SM9223B-Colilert-QT; Enterolert-QT.**

Mansfield Facility – 320 Forbes Blvd. Mansfield, MA 02048

Drinking Water
EPA 200.7: Al, Ba, Cd, Cr, Cu, Fe, Mn, Ni, Na, Ag, Ca, Zn. **EPA 200.8:** Al, Sb, As, Ba, Be, Cd, Cr, Cu, Pb, Mn, Ni, Se, Ag, TL, Zn. **EPA 245.1** Hg.
EPA 522, EPA 537.1.

Non-Potable Water
EPA 200.7: Al, Sb, As, Be, Cd, Ca, Cr, Co, Cu, Fe, Pb, Mg, Mn, Mo, Ni, K, Se, Ag, Na, Sr, TL, Ti, V, Zn.
EPA 200.8: Al, Sb, As, Be, Cd, Ca, Cr, Cu, Fe, Pb, Mg, Mn, Ni, K, Se, Ag, Na, TL, Zn.
EPA 245.1: Hg. **EPA 245.7:** Hg.
SM2340B

ENV-FORM-WES2-0065 v01 Certificate/Approval Program Summary

Certification IDs:

Westborough Facility – 8 Walkup Dr. Westborough, MA 01581
CT PH-0826, IL 200077, IN C-MA-03, KY kY98045, ME MA00086, MD 348, MA M-MA086, NH 2064, NJ MA935, NY 11148, NC (DW) 25700, NC (NPW/SCM) 666, OR MA-1316, PA 68-03671, RI LAO00065, TX T104704476, VT VT-0935, VA 460195.

Mansfield Facility – 320 Forbes Blvd. Mansfield, MA 02048
ANAB/DoD L2474, CA 3117, CO MA00030, CT PH-0825, IL 200081, IN C-MA-04, KY KY98046, LA 85084, ME MA00030, MD 350, MA M-MA00030, MI 9110, MN 025-999-495, NH 2062, NJ MA015, NY 11627, NC (NPW/SCM) 685, OR MA-0262, PA 68-02089, RI LAO00299, TX T-104704419, UT MA00030, VT VT-0015, VA 460194, WA C954.

Mansfield Air Lab Facility – 120 Forbes Blvd. Mansfield, MA 02048
ANAB/DoD L2474, LA 245052, ME MA01156, MN 025-999-498, NH 2249, NJ MA025, NY 12191, OR 4203, TX T104704583, VA 460311, WA C1104.

For a complete listing of analytes and methods, please contact your Project Manager.

NEW YORK CHAIN OF CUSTODY

Westborough, MA 01581
8 Walkup Dr.
TEL: 508-898-9220
FAX: 508-898-9193

Mansfield, MA 02048
320 Forbes Blvd
TEL: 508-822-9300
FAX: 508-822-3288

Service Centers
Mahwah, NJ 07430: 35 Whitney Rd, Suite 5
Albany, NY 12205: 14 Walker Way
Tonawanda, NY 14150: 275 Cooper Ave, Suite 105

Page 1 of 1

Date Rec'd in Lab: 12/20/25

ALPHA Job #: L2558107-01

Client Information

Client: LaBella Associates
Address: 4 British American Blvd Latham NY 12110
Phone: 720-426-6362
Fax:
Email: hfields@labellapc.com

Project Information

Project Name: 136 Fuller Road
Project Location: Albany, NY
Project #: 2222575.05
(Use Project name as Project #)
Project Manager: Brandon Fields
ALPHAQuote #:

Turn-Around Time

Standard: ☑ Due Date:
Rush (only if pre approved): ☐ # of Days:

These samples have been previously analyzed by Alpha ☐

Other project specific requirements/comments:

Invoice CC: APPK@labellapc.com

Please specify Metals or TAL.

Deliverables

☐ ASP-A ☐ ASP-B
☐ EQuIS (1 File) ☐ EQuIS (4 File)
☒ Other .XLS

Regulatory Requirement

☒ NY TOGS ☐ NY Part 375
☐ AWQ Standards ☐ NY CP-51
☐ NY Restricted Use ☐ Other
☐ NY Unrestricted Use
☐ NYC Sewer Discharge

Billing Information

☒ Same as Client Info
PO #: 2222575.05

Disposal Site Information

Please identify below location of applicable disposal facilities.

Disposal Facility:
☐ NJ ☐ NY
☐ Other:

ANALYSIS

8260 VOCs

Sample Filtration
☐ Done
☐ Lab to do
Preservation
☐ Lab to do
(Please Specify below)

ALPHA Lab ID (Lab Use Only)	Sample ID	Collection Date	Collection Time	Sample Matrix	Sampler's Initials	8260 VOCs	Sample Specific Comments
01	Influent_DEC25	12/19/25	09:30	GW	BF	X	
02	Effluent_DEC25	12/19/25	09:35	GW	BF	X	

Container Type: V
Preservative: B

Preservative Code:
A = None
B = HCl
C = HNO_3
D = H_2SO_4
E = NaOH
F = MeOH
G = $NaHSO_4$
H = $Na_2S_2O_3$
K/E = Zn Ac/NaOH
O = Other

Container Code:
P = Plastic
A = Amber Glass
V = Vial
G = Glass
B = Bacteria Cup
C = Cube
D = Other
E = Encore
O = BOD Bottle

Westboro: Certification No: MA935
Mansfield: Certification No: MA015

Relinquished By:	Date/Time	Received By:	Date/Time
Brandon Fields / LaBella	12/19/25 @ 10:25	BSC/Area	12/19/25 10:25
BSC/Area	12/19 1630		12/19 23:00
	12/20 3:00		12/20/25 7:00

Please print clearly, legibly and completely. Samples can not be logged in and turnaround time clock will not start until any ambiguities are resolved. BY EXECUTING THIS COC, THE CLIENT HAS READ AND AGREES TO BE BOUND BY ALPHA'S TERMS & CONDITIONS. (See reverse side.)

Form No: 01-25 HC (rev. 30-Sept-2013)

Sample Delivery Group Summary

Pace Job Number : L2581097

Account Name : LaBella Associates, P.C.
Project Number : 2222575.05
Project Name : 136 FULLER ROAD

Received : 19-DEC-2025
Reviewer : Julie Convery

Delivery Information

Samples Delivered By : Pace Courier

Chain of Custody : Present

Cooler Information

Cooler	Seal/Seal#	Preservation	Temperature(°C)	Additional Information
A	Absent/	Ice	3.1	

Condition Information

1) All samples on COC received?	**YES**
2) Extra samples received?	**NO**
3) Are there any sample container discrepancies?	**NO**
4) Are there any discrepancies between COC & sample labels?	**NO**
5) Are samples in appropriate containers for requested analysis?	**YES**
6) Are samples properly preserved for requested analysis?	**YES**
7) Are samples within holding time for requested analysis?	**YES**
8) All sampling equipment returned?	**NA**

Volatile Organics/VPH

1) Reagent Water Vials Frozen by Client?	**NO**

APPENDIX F

2025 Laboratory Analytical Reports – TFE System Effluent (Vapor)

ANALYTICAL REPORT

Lab Number:	L2505024
Client:	Labella Associates Latham NY 4 British American Blvd Latham, NY 12110
ATTN:	Branson Fields
Phone:	(720) 626-6362
Project Name:	136 FULLER ROAD
Project Number:	2222575.05
Report Date:	02/06/25

The original project report/data package is held by Pace Analytical Services. This report/data package is paginated and should be reproduced only in its entirety. Pace Analytical Services holds no responsibility for results and/or data that are not consistent with the original.

Certifications & Approvals: NH ELAP (2249).

120 Forbes Boulevard, Mansfield, MA 02048-1806
508-822-9300 (Fax) 508-822-3288 800-624-9220 - www.pacelabs.com

Project Name: 136 FULLER ROAD
Project Number: 2222575.05

Lab Number: L2505024
Report Date: 02/06/25

Lab Sample ID	Client ID	Matrix	Sample Location	Collection Date/Time	Receive Date
L2505024-01	EFFLUENT_JAN25	SOIL_VAPOR	ALBANY, NY	01/29/25 14:20	01/29/25

Project Name:	136 FULLER ROAD	**Lab Number:**	L2505024
Project Number:	2222575.05	**Report Date:**	02/06/25

Case Narrative

The samples were received in accordance with the Chain of Custody and no significant deviations were encountered during the preparation or analysis unless otherwise noted. Sample Receipt, Container Information, and the Chain of Custody are located at the back of the report.

Results contained within this report relate only to the samples submitted under this Pace Lab Number and meet NELAP requirements for all NELAP accredited parameters unless otherwise noted in the following narrative. The data presented in this report is organized by parameter (i.e. VOC, SVOC, etc.). Sample specific Quality Control data (i.e. Surrogate Spike Recovery) is reported at the end of the target analyte list for each individual sample, followed by the Laboratory Batch Quality Control at the end of each parameter. Tentatively Identified Compounds (TICs), if requested, are reported for compounds identified to be present and are not part of the method/program Target Compound List, even if only a subset of the TCL are being reported. If a sample was re-analyzed or re-extracted due to a required quality control corrective action and if both sets of data are reported, the Laboratory ID of the re-analysis or re-extraction is designated with an "R" or "RE", respectively.

When multiple Batch Quality Control elements are reported (e.g. more than one LCS), the associated samples for each element are noted in the grey shaded header line of each data table. Any Laboratory Batch, Sample Specific % recovery or RPD value that is outside the listed Acceptance Criteria is bolded in the report. In reference to questions H (CAM) or 4 (RCP) when "NO" is checked, the performance criteria for CAM and RCP methods allow for some quality control failures to occur and still be within method compliance. In these instances, the specific failure is not narrated but noted in the associated QC Outlier Summary Report, located directly after the Case Narrative. QC information is also incorporated in the Data Usability Assessment table (Format 11) of our Data Merger tool, where it can be reviewed in conjunction with the sample result, associated regulatory criteria and any associated data usability implications.

Soil/sediments and solids are reported on a dry weight basis unless otherwise noted. Tissues are reported "as received" or on a wet weight basis, unless otherwise noted. Definitions of all data qualifiers and acronyms used in this report are provided in the Glossary located at the back of the report.

HOLD POLICY - For samples submitted on hold, Pace's policy is to hold samples (with the exception of Air canisters) free of charge for 21 calendar days from the date the project is completed. After 21 calendar days, we will dispose of all samples submitted including those put on hold unless you have contacted your Pace Project Manager and made arrangements for Pace to continue to hold the samples. Air canisters will be disposed after 3 business days from the date the project is completed.

Please contact Project Management at 800-624-9220 with any questions.

Project Name:	136 FULLER ROAD	**Lab Number:**	L2505024
Project Number:	2222575.05	**Report Date:**	02/06/25

Case Narrative (continued)

Volatile Organics in Air

Canisters were released from the laboratory on January 15, 2025. The canister certification data is provided as an addendum.

L2505024-01D: Prior to sample analysis, the canisters were pressurized with UHP Nitrogen due to canister size. The pressurization resulted in a dilution of the sample. The reporting limits have been elevated accordingly.

L2505024-01D: The sample has elevated detection limits due to the dilution required by the elevated concentrations of target compounds in the sample.

I, the undersigned, attest under the pains and penalties of perjury that, to the best of my knowledge and belief and based upon my personal inquiry of those responsible for providing the information contained in this analytical report, such information is accurate and complete. This certificate of analysis is not complete unless this page accompanies any and all pages of this report.

Authorized Signature: Jennifer Jerome

Title: Technical Director/Representative Date: 02/06/25

AIR

Project Name: 136 FULLER ROAD
Project Number: 2222575.05

Lab Number: L2505024
Report Date: 02/06/25

SAMPLE RESULTS

Lab ID: L2505024-01 D
Client ID: EFFLUENT_JAN25
Sample Location: ALBANY, NY

Date Collected: 01/29/25 14:20
Date Received: 01/29/25
Field Prep: Not Specified

Sample Depth:
Matrix: Soil_Vapor
Anaytical Method: 48,TO-15
Analytical Date: 02/06/25 07:56
Analyst: KJD

	ppbV			ug/m3				
Parameter	Results	RL	MDL	Results	RL	MDL	Qualifier	Dilution Factor
Volatile Organics in Air - Mansfield Air Lab								
Dichlorodifluoromethane	1.86	1.44	--	9.20	7.12	--		7.203
Chloromethane	ND	1.44	--	ND	2.97	--		7.203
Freon-114	ND	1.44	--	ND	10.1	--		7.203
Vinyl chloride	5.69	1.44	--	14.5	3.68	--		7.203
1,3-Butadiene	ND	1.44	--	ND	3.19	--		7.203
Bromomethane	ND	1.44	--	ND	5.59	--		7.203
Chloroethane	2.40	1.44	--	6.33	3.80	--		7.203
Ethanol	ND	36.0	--	ND	67.8	--		7.203
Vinyl bromide	ND	1.44	--	ND	6.30	--		7.203
Acetone	7.82	7.20	--	18.6	17.1	--		7.203
Trichlorofluoromethane	10.2	1.44	--	57.3	8.09	--		7.203
Isopropanol	ND	7.20	--	ND	17.7	--		7.203
1,1-Dichloroethene	3.56	1.44	--	14.1	5.71	--		7.203
Tertiary butyl Alcohol	ND	3.60	--	ND	10.9	--		7.203
Methylene chloride	ND	3.60	--	ND	12.5	--		7.203
3-Chloropropene	ND	1.44	--	ND	4.51	--		7.203
Carbon disulfide	ND	1.44	--	ND	4.48	--		7.203
Freon-113	ND	1.44	--	ND	11.0	--		7.203
trans-1,2-Dichloroethene	ND	1.44	--	ND	5.71	--		7.203
1,1-Dichloroethane	37.1	1.44	--	150	5.83	--		7.203
Methyl tert butyl ether	ND	1.44	--	ND	5.19	--		7.203
2-Butanone	ND	3.60	--	ND	10.6	--		7.203
cis-1,2-Dichloroethene	229	1.44	--	908	5.71	--		7.203

Project Name: 136 FULLER ROAD
Project Number: 2222575.05
Lab Number: L2505024
Report Date: 02/06/25

SAMPLE RESULTS

Lab ID: L2505024-01 D
Client ID: EFFLUENT_JAN25
Sample Location: ALBANY, NY

Date Collected: 01/29/25 14:20
Date Received: 01/29/25
Field Prep: Not Specified

Sample Depth:

Parameter	ppbV Results	ppbV RL	ppbV MDL	ug/m3 Results	ug/m3 RL	ug/m3 MDL	Qualifier	Dilution Factor
Volatile Organics in Air - Mansfield Air Lab								
Ethyl Acetate	ND	3.60	--	ND	13.0	--		7.203
Chloroform	ND	1.44	--	ND	7.03	--		7.203
Tetrahydrofuran	ND	3.60	--	ND	10.6	--		7.203
1,2-Dichloroethane	ND	1.44	--	ND	5.83	--		7.203
n-Hexane	ND	1.44	--	ND	5.08	--		7.203
1,1,1-Trichloroethane	70.4	1.44	--	384	7.86	--		7.203
Benzene	ND	1.44	--	ND	4.60	--		7.203
Carbon tetrachloride	ND	1.44	--	ND	9.06	--		7.203
Cyclohexane	ND	1.44	--	ND	4.96	--		7.203
1,2-Dichloropropane	ND	1.44	--	ND	6.66	--		7.203
Bromodichloromethane	ND	1.44	--	ND	9.65	--		7.203
1,4-Dioxane	4.13	1.44	--	14.9	5.19	--		7.203
Trichloroethene	64.8	1.44	--	348	7.74	--		7.203
2,2,4-Trimethylpentane	ND	1.44	--	ND	6.73	--		7.203
Heptane	ND	1.44	--	ND	5.90	--		7.203
cis-1,3-Dichloropropene	ND	1.44	--	ND	6.54	--		7.203
4-Methyl-2-pentanone	ND	3.60	--	ND	14.8	--		7.203
trans-1,3-Dichloropropene	ND	1.44	--	ND	6.54	--		7.203
1,1,2-Trichloroethane	ND	1.44	--	ND	7.86	--		7.203
Toluene	2.21	1.44	--	8.33	5.43	--		7.203
2-Hexanone	ND	1.44	--	ND	5.90	--		7.203
Dibromochloromethane	ND	1.44	--	ND	12.3	--		7.203
1,2-Dibromoethane	ND	1.44	--	ND	11.1	--		7.203
Tetrachloroethene	465	1.44	--	3150	9.76	--		7.203
Chlorobenzene	ND	1.44	--	ND	6.63	--		7.203
Ethylbenzene	ND	1.44	--	ND	6.25	--		7.203

Project Name: 136 FULLER ROAD
Project Number: 2222575.05

Lab Number: L2505024
Report Date: 02/06/25

SAMPLE RESULTS

Lab ID: L2505024-01 D
Client ID: EFFLUENT_JAN25
Sample Location: ALBANY, NY

Date Collected: 01/29/25 14:20
Date Received: 01/29/25
Field Prep: Not Specified

Sample Depth:

Parameter	ppbV Results	ppbV RL	ppbV MDL	ug/m3 Results	ug/m3 RL	ug/m3 MDL	Qualifier	Dilution Factor
Volatile Organics in Air - Mansfield Air Lab								
p/m-Xylene	ND	2.88	--	ND	12.5	--		7.203
Bromoform	ND	1.44	--	ND	14.9	--		7.203
Styrene	ND	1.44	--	ND	6.13	--		7.203
1,1,2,2-Tetrachloroethane	ND	1.44	--	ND	9.89	--		7.203
o-Xylene	1.59	1.44	--	6.91	6.25	--		7.203
4-Ethyltoluene	ND	1.44	--	ND	7.08	--		7.203
1,3,5-Trimethylbenzene	ND	1.44	--	ND	7.08	--		7.203
1,2,4-Trimethylbenzene	ND	1.44	--	ND	7.08	--		7.203
Benzyl chloride	ND	1.44	--	ND	7.46	--		7.203
1,3-Dichlorobenzene	ND	1.44	--	ND	8.66	--		7.203
1,4-Dichlorobenzene	ND	1.44	--	ND	8.66	--		7.203
1,2-Dichlorobenzene	ND	1.44	--	ND	8.66	--		7.203
1,2,4-Trichlorobenzene	ND	1.44	--	ND	10.7	--		7.203
Naphthalene	ND	1.37	--	ND	7.18	--		7.203
Hexachlorobutadiene	ND	1.44	--	ND	15.4	--		7.203

Internal Standard	% Recovery	Qualifier	Acceptance Criteria
1,4-Difluorobenzene	89		60-140
Bromochloromethane	88		60-140
chlorobenzene-d5	87		60-140

Project Name: 136 FULLER ROAD
Project Number: 2222575.05
Lab Number: L2505024
Report Date: 02/06/25

Method Blank Analysis
Batch Quality Control

Analytical Method: 48,TO-15
Analytical Date: 02/05/25 16:21

Parameter	ppbV Results	ppbV RL	ppbV MDL	ug/m3 Results	ug/m3 RL	ug/m3 MDL	Qualifier	Dilution Factor
Volatile Organics in Air - Mansfield Lab for sample(s): 01 Batch: WG2027157-4								
Dichlorodifluoromethane	ND	0.200	--	ND	0.989	--		1
Chloromethane	ND	0.200	--	ND	0.413	--		1
Freon-114	ND	0.200	--	ND	1.40	--		1
Vinyl chloride	ND	0.200	--	ND	0.511	--		1
1,3-Butadiene	ND	0.200	--	ND	0.442	--		1
Bromomethane	ND	0.200	--	ND	0.777	--		1
Chloroethane	ND	0.200	--	ND	0.528	--		1
Ethanol	ND	5.00	--	ND	9.42	--		1
Vinyl bromide	ND	0.200	--	ND	0.874	--		1
Acetone	ND	1.00	--	ND	2.38	--		1
Trichlorofluoromethane	ND	0.200	--	ND	1.12	--		1
Isopropanol	ND	1.00	--	ND	2.46	--		1
1,1-Dichloroethene	ND	0.200	--	ND	0.793	--		1
Tertiary butyl Alcohol	ND	0.500	--	ND	1.52	--		1
Methylene chloride	ND	0.500	--	ND	1.74	--		1
3-Chloropropene	ND	0.200	--	ND	0.626	--		1
Carbon disulfide	ND	0.200	--	ND	0.623	--		1
Freon-113	ND	0.200	--	ND	1.53	--		1
trans-1,2-Dichloroethene	ND	0.200	--	ND	0.793	--		1
1,1-Dichloroethane	ND	0.200	--	ND	0.809	--		1
Methyl tert butyl ether	ND	0.200	--	ND	0.721	--		1
2-Butanone	ND	0.500	--	ND	1.47	--		1
cis-1,2-Dichloroethene	ND	0.200	--	ND	0.793	--		1
Ethyl Acetate	ND	0.500	--	ND	1.80	--		1
Chloroform	ND	0.200	--	ND	0.977	--		1

Project Name: 136 FULLER ROAD
Project Number: 2222575.05
Lab Number: L2505024
Report Date: 02/06/25

Method Blank Analysis
Batch Quality Control

Analytical Method: 48,TO-15
Analytical Date: 02/05/25 16:21

Parameter	ppbV Results	ppbV RL	ppbV MDL	ug/m3 Results	ug/m3 RL	ug/m3 MDL	Qualifier	Dilution Factor
Volatile Organics in Air - Mansfield Lab for sample(s): 01 Batch: WG2027157-4								
Tetrahydrofuran	ND	0.500	--	ND	1.47	--		1
1,2-Dichloroethane	ND	0.200	--	ND	0.809	--		1
n-Hexane	ND	0.200	--	ND	0.705	--		1
1,1,1-Trichloroethane	ND	0.200	--	ND	1.09	--		1
Benzene	ND	0.200	--	ND	0.639	--		1
Carbon tetrachloride	ND	0.200	--	ND	1.26	--		1
Cyclohexane	ND	0.200	--	ND	0.688	--		1
1,2-Dichloropropane	ND	0.200	--	ND	0.924	--		1
Bromodichloromethane	ND	0.200	--	ND	1.34	--		1
1,4-Dioxane	ND	0.200	--	ND	0.721	--		1
Trichloroethene	ND	0.200	--	ND	1.07	--		1
2,2,4-Trimethylpentane	ND	0.200	--	ND	0.934	--		1
Heptane	ND	0.200	--	ND	0.820	--		1
cis-1,3-Dichloropropene	ND	0.200	--	ND	0.908	--		1
4-Methyl-2-pentanone	ND	0.500	--	ND	2.05	--		1
trans-1,3-Dichloropropene	ND	0.200	--	ND	0.908	--		1
1,1,2-Trichloroethane	ND	0.200	--	ND	1.09	--		1
Toluene	ND	0.200	--	ND	0.754	--		1
2-Hexanone	ND	0.200	--	ND	0.820	--		1
Dibromochloromethane	ND	0.200	--	ND	1.70	--		1
1,2-Dibromoethane	ND	0.200	--	ND	1.54	--		1
Tetrachloroethene	ND	0.200	--	ND	1.36	--		1
Chlorobenzene	ND	0.200	--	ND	0.921	--		1
Ethylbenzene	ND	0.200	--	ND	0.869	--		1
p/m-Xylene	ND	0.400	--	ND	1.74	--		1

Project Name: 136 FULLER ROAD
Project Number: 2222575.05
Lab Number: L2505024
Report Date: 02/06/25

Method Blank Analysis
Batch Quality Control

Analytical Method: 48,TO-15
Analytical Date: 02/05/25 16:21

Parameter	ppbV Results	ppbV RL	ppbV MDL	ug/m3 Results	ug/m3 RL	ug/m3 MDL	Qualifier	Dilution Factor
Volatile Organics in Air - Mansfield Lab for sample(s): 01 Batch: WG2027157-4								
Bromoform	ND	0.200	--	ND	2.07	--		1
Styrene	ND	0.200	--	ND	0.852	--		1
1,1,2,2-Tetrachloroethane	ND	0.200	--	ND	1.37	--		1
o-Xylene	ND	0.200	--	ND	0.869	--		1
4-Ethyltoluene	ND	0.200	--	ND	0.983	--		1
1,3,5-Trimethylbenzene	ND	0.200	--	ND	0.983	--		1
1,2,4-Trimethylbenzene	ND	0.200	--	ND	0.983	--		1
Benzyl chloride	ND	0.200	--	ND	1.04	--		1
1,3-Dichlorobenzene	ND	0.200	--	ND	1.20	--		1
1,4-Dichlorobenzene	ND	0.200	--	ND	1.20	--		1
1,2-Dichlorobenzene	ND	0.200	--	ND	1.20	--		1
1,2,4-Trichlorobenzene	ND	0.200	--	ND	1.48	--		1
Naphthalene	ND	0.190	--	ND	0.996	--		1
Hexachlorobutadiene	ND	0.200	--	ND	2.13	--		1

Lab Control Sample Analysis
Batch Quality Control

Project Name: 136 FULLER ROAD
Project Number: 2222575.05

Lab Number: L2505024
Report Date: 02/06/25

Parameter	LCS %Recovery	Qual	LCSD %Recovery	Qual	%Recovery Limits	RPD	Qual	RPD Limits
Volatile Organics in Air - Mansfield Lab Associated sample(s): 01 Batch: WG2027157-3								
Dichlorodifluoromethane	81		-		70-130	-		
Chloromethane	88		-		70-130	-		
Freon-114	94		-		70-130	-		
Vinyl chloride	92		-		70-130	-		
1,3-Butadiene	109		-		70-130	-		
Bromomethane	93		-		70-130	-		
Chloroethane	92		-		70-130	-		
Ethanol	102		-		40-160	-		
Vinyl bromide	98		-		70-130	-		
Acetone	108		-		40-160	-		
Trichlorofluoromethane	81		-		70-130	-		
Isopropanol	97		-		40-160	-		
1,1-Dichloroethene	87		-		70-130	-		
Tertiary butyl Alcohol	77		-		70-130	-		
Methylene chloride	91		-		70-130	-		
3-Chloropropene	100		-		70-130	-		
Carbon disulfide	99		-		70-130	-		
Freon-113	81		-		70-130	-		
trans-1,2-Dichloroethene	101		-		70-130	-		
1,1-Dichloroethane	86		-		70-130	-		
Methyl tert butyl ether	97		-		70-130	-		
2-Butanone	106		-		70-130	-		
cis-1,2-Dichloroethene	86		-		70-130	-		

Lab Control Sample Analysis
Batch Quality Control

Project Name: 136 FULLER ROAD
Project Number: 2222575.05

Lab Number: L2505024
Report Date: 02/06/25

Parameter	LCS %Recovery	Qual	LCSD %Recovery	Qual	%Recovery Limits	RPD	Qual	RPD Limits
Volatile Organics in Air - Mansfield Lab Associated sample(s): 01 Batch: WG2027157-3								
Ethyl Acetate	109		-		70-130	-		
Chloroform	81		-		70-130	-		
Tetrahydrofuran	112		-		70-130	-		
1,2-Dichloroethane	81		-		70-130	-		
n-Hexane	121		-		70-130	-		
1,1,1-Trichloroethane	89		-		70-130	-		
Benzene	92		-		70-130	-		
Carbon tetrachloride	91		-		70-130	-		
Cyclohexane	117		-		70-130	-		
1,2-Dichloropropane	98		-		70-130	-		
Bromodichloromethane	111		-		70-130	-		
1,4-Dioxane	110		-		70-130	-		
Trichloroethene	86		-		70-130	-		
2,2,4-Trimethylpentane	120		-		70-130	-		
Heptane	120		-		70-130	-		
cis-1,3-Dichloropropene	100		-		70-130	-		
4-Methyl-2-pentanone	124		-		70-130	-		
trans-1,3-Dichloropropene	104		-		70-130	-		
1,1,2-Trichloroethane	91		-		70-130	-		
Toluene	84		-		70-130	-		
2-Hexanone	115		-		70-130	-		
Dibromochloromethane	99		-		70-130	-		
1,2-Dibromoethane	87		-		70-130	-		

Lab Control Sample Analysis
Batch Quality Control

Project Name: 136 FULLER ROAD
Project Number: 2222575.05

Lab Number: L2505024
Report Date: 02/06/25

Parameter	LCS %Recovery	Qual	LCSD %Recovery	Qual	%Recovery Limits	RPD	Qual	RPD Limits
Volatile Organics in Air - Mansfield Lab Associated sample(s): 01 Batch: WG2027157-3								
Tetrachloroethene	77		-		70-130	-		
Chlorobenzene	82		-		70-130	-		
Ethylbenzene	84		-		70-130	-		
p/m-Xylene	84		-		70-130	-		
Bromoform	94		-		70-130	-		
Styrene	83		-		70-130	-		
1,1,2,2-Tetrachloroethane	86		-		70-130	-		
o-Xylene	84		-		70-130	-		
4-Ethyltoluene	94		-		70-130	-		
1,3,5-Trimethylbenzene	83		-		70-130	-		
1,2,4-Trimethylbenzene	84		-		70-130	-		
Benzyl chloride	77		-		70-130	-		
1,3-Dichlorobenzene	80		-		70-130	-		
1,4-Dichlorobenzene	74		-		70-130	-		
1,2-Dichlorobenzene	76		-		70-130	-		
1,2,4-Trichlorobenzene	78		-		70-130	-		
Naphthalene	92		-		70-130	-		
Hexachlorobutadiene	70		-		70-130	-		

Project Name: 136 FULLER ROAD

Project Number: 2222575.05

Lab Number: L2505024

Report Date: 02/06/25

Canister and Flow Controller Information

Samplenum	Client ID	Media ID	Media Type	Date Prepared	Bottle Order	Cleaning Batch ID	Can Leak Check	Initial Pressure (in. Hg)	Pressure on Receipt	Flow Controler Leak Chk	Flow Out mL/min	Flow In	% RPD
L2505024-01	EFFLUENT_JAN25	4823	1.0L Can	01/15/25	501456	L2500003-02	Pass	-29.2	0.0	-	-	-	-

Project Name: BATCH CANISTER CERTIFICATION
Project Number: CANISTER QC BAT

Lab Number: L2500003
Report Date: 02/06/25

Air Canister Certification Results

Lab ID: L2500003-02
Client ID: CAN 1502 SHELF 9
Sample Location:

Date Collected: 12/31/24 16:00
Date Received: 01/02/25
Field Prep: Not Specified

Sample Depth:
Matrix: Air
Anaytical Method: 48,TO-15
Analytical Date: 01/02/25 23:40
Analyst: JFI

	ppbV			ug/m3				
Parameter	**Results**	**RL**	**MDL**	**Results**	**RL**	**MDL**	**Qualifier**	**Dilution Factor**
Volatile Organics in Air - Mansfield Lab								
Chlorodifluoromethane	ND	0.200	--	ND	0.707	--		1
Propylene	ND	0.500	--	ND	0.861	--		1
Propane	ND	0.500	--	ND	0.902	--		1
Dichlorodifluoromethane	ND	0.200	--	ND	0.989	--		1
Chloromethane	ND	0.200	--	ND	0.413	--		1
Freon-114	ND	0.200	--	ND	1.40	--		1
Methanol	ND	5.00	--	ND	6.55	--		1
Vinyl chloride	ND	0.200	--	ND	0.511	--		1
1,3-Butadiene	ND	0.200	--	ND	0.442	--		1
Butane	ND	0.200	--	ND	0.475	--		1
Bromomethane	ND	0.200	--	ND	0.777	--		1
Chloroethane	ND	0.200	--	ND	0.528	--		1
Ethanol	ND	5.00	--	ND	9.42	--		1
Dichlorofluoromethane	ND	0.200	--	ND	0.842	--		1
Vinyl bromide	ND	0.200	--	ND	0.874	--		1
Acrolein	ND	0.500	--	ND	1.15	--		1
Acetone	ND	1.00	--	ND	2.38	--		1
Acetonitrile	ND	0.200	--	ND	0.336	--		1
Trichlorofluoromethane	ND	0.200	--	ND	1.12	--		1
Isopropanol	ND	1.00	--	ND	2.46	--		1
Acrylonitrile	ND	0.500	--	ND	1.09	--		1
Pentane	ND	0.200	--	ND	0.590	--		1
Ethyl ether	ND	0.200	--	ND	0.606	--		1
1,1-Dichloroethene	ND	0.200	--	ND	0.793	--		1

Project Name: BATCH CANISTER CERTIFICATION
Project Number: CANISTER QC BAT

Lab Number: L2500003
Report Date: 02/06/25

Air Canister Certification Results

Lab ID: L2500003-02
Client ID: CAN 1502 SHELF 9
Sample Location:

Date Collected: 12/31/24 16:00
Date Received: 01/02/25
Field Prep: Not Specified

Sample Depth:

Parameter	ppbV Results	ppbV RL	ppbV MDL	ug/m3 Results	ug/m3 RL	ug/m3 MDL	Qualifier	Dilution Factor
Volatile Organics in Air - Mansfield Lab								
Tertiary butyl Alcohol	ND	0.500	--	ND	1.52	--		1
Methylene chloride	ND	0.500	--	ND	1.74	--		1
3-Chloropropene	ND	0.200	--	ND	0.626	--		1
Carbon disulfide	0.218	0.200	--	0.679	0.623	--		1
Freon-113	ND	0.200	--	ND	1.53	--		1
trans-1,2-Dichloroethene	ND	0.200	--	ND	0.793	--		1
1,1-Dichloroethane	ND	0.200	--	ND	0.809	--		1
Methyl tert butyl ether	ND	0.200	--	ND	0.721	--		1
Xylenes, total	ND	0.600	--	ND	0.869	--		1
2-Butanone	ND	0.500	--	ND	1.47	--		1
cis-1,2-Dichloroethene	ND	0.200	--	ND	0.793	--		1
Ethyl Acetate	ND	0.500	--	ND	1.80	--		1
Chloroform	ND	0.200	--	ND	0.977	--		1
Tetrahydrofuran	ND	0.500	--	ND	1.47	--		1
2,2-Dichloropropane	ND	0.200	--	ND	0.924	--		1
1,2-Dichloroethane	ND	0.200	--	ND	0.809	--		1
n-Hexane	ND	0.200	--	ND	0.705	--		1
Diisopropyl ether	ND	0.200	--	ND	0.836	--		1
tert-Butyl Ethyl Ether	ND	0.200	--	ND	0.836	--		1
1,2-Dichloroethene (total)	ND	1.00	--	ND	1.00	--		1
1,1,1-Trichloroethane	ND	0.200	--	ND	1.09	--		1
1,1-Dichloropropene	ND	0.200	--	ND	0.908	--		1
Benzene	ND	0.200	--	ND	0.639	--		1
Carbon tetrachloride	ND	0.200	--	ND	1.26	--		1
Cyclohexane	ND	0.200	--	ND	0.688	--		1
tert-Amyl Methyl Ether	ND	0.200	--	ND	0.836	--		1
Dibromomethane	ND	0.200	--	ND	1.42	--		1

Project Name: BATCH CANISTER CERTIFICATION
Project Number: CANISTER QC BAT

Lab Number: L2500003
Report Date: 02/06/25

Air Canister Certification Results

Lab ID: L2500003-02
Client ID: CAN 1502 SHELF 9
Sample Location:

Date Collected: 12/31/24 16:00
Date Received: 01/02/25
Field Prep: Not Specified

Sample Depth:

Parameter	ppbV Results	ppbV RL	ppbV MDL	ug/m3 Results	ug/m3 RL	ug/m3 MDL	Qualifier	Dilution Factor
Volatile Organics in Air - Mansfield Lab								
1,2-Dichloropropane	ND	0.200	--	ND	0.924	--		1
Bromodichloromethane	ND	0.200	--	ND	1.34	--		1
1,4-Dioxane	ND	0.200	--	ND	0.721	--		1
Trichloroethene	ND	0.200	--	ND	1.07	--		1
2,2,4-Trimethylpentane	ND	0.200	--	ND	0.934	--		1
Methyl Methacrylate	ND	0.500	--	ND	2.05	--		1
Heptane	ND	0.200	--	ND	0.820	--		1
cis-1,3-Dichloropropene	ND	0.200	--	ND	0.908	--		1
4-Methyl-2-pentanone	ND	0.500	--	ND	2.05	--		1
trans-1,3-Dichloropropene	ND	0.200	--	ND	0.908	--		1
1,1,2-Trichloroethane	ND	0.200	--	ND	1.09	--		1
Toluene	ND	0.200	--	ND	0.754	--		1
1,3-Dichloropropane	ND	0.200	--	ND	0.924	--		1
2-Hexanone	ND	0.200	--	ND	0.820	--		1
Dibromochloromethane	ND	0.200	--	ND	1.70	--		1
1,2-Dibromoethane	ND	0.200	--	ND	1.54	--		1
Butyl acetate	ND	0.500	--	ND	2.38	--		1
Octane	ND	0.200	--	ND	0.934	--		1
Tetrachloroethene	ND	0.200	--	ND	1.36	--		1
1,1,1,2-Tetrachloroethane	ND	0.200	--	ND	1.37	--		1
Chlorobenzene	ND	0.200	--	ND	0.921	--		1
Ethylbenzene	ND	0.200	--	ND	0.869	--		1
p/m-Xylene	ND	0.400	--	ND	1.74	--		1
Bromoform	ND	0.200	--	ND	2.07	--		1
Styrene	ND	0.200	--	ND	0.852	--		1
1,1,2,2-Tetrachloroethane	ND	0.200	--	ND	1.37	--		1
o-Xylene	ND	0.200	--	ND	0.869	--		1

Project Name: BATCH CANISTER CERTIFICATION
Project Number: CANISTER QC BAT

Lab Number: L2500003
Report Date: 02/06/25

Air Canister Certification Results

Lab ID: L2500003-02
Client ID: CAN 1502 SHELF 9
Sample Location:

Date Collected: 12/31/24 16:00
Date Received: 01/02/25
Field Prep: Not Specified

Sample Depth:

Parameter	ppbV Results	ppbV RL	ppbV MDL	ug/m3 Results	ug/m3 RL	ug/m3 MDL	Qualifier	Dilution Factor
Volatile Organics in Air - Mansfield Lab								
1,2,3-Trichloropropane	ND	0.200	--	ND	1.21	--		1
Nonane	ND	0.200	--	ND	1.05	--		1
Isopropylbenzene	ND	0.200	--	ND	0.983	--		1
Bromobenzene	ND	0.200	--	ND	0.793	--		1
2-Chlorotoluene	ND	0.200	--	ND	1.04	--		1
n-Propylbenzene	ND	0.200	--	ND	0.983	--		1
4-Chlorotoluene	ND	0.200	--	ND	1.04	--		1
4-Ethyltoluene	ND	0.200	--	ND	0.983	--		1
1,3,5-Trimethylbenzene	ND	0.200	--	ND	0.983	--		1
tert-Butylbenzene	ND	0.200	--	ND	1.10	--		1
1,2,4-Trimethylbenzene	ND	0.200	--	ND	0.983	--		1
Decane	ND	0.200	--	ND	1.16	--		1
Benzyl chloride	ND	0.200	--	ND	1.04	--		1
1,3-Dichlorobenzene	ND	0.200	--	ND	1.20	--		1
1,4-Dichlorobenzene	ND	0.200	--	ND	1.20	--		1
sec-Butylbenzene	ND	0.200	--	ND	1.10	--		1
p-Isopropyltoluene	ND	0.200	--	ND	1.10	--		1
1,2-Dichlorobenzene	ND	0.200	--	ND	1.20	--		1
n-Butylbenzene	ND	0.200	--	ND	1.10	--		1
1,2-Dibromo-3-chloropropane	ND	0.200	--	ND	1.93	--		1
Undecane	ND	0.200	--	ND	1.28	--		1
Dodecane	ND	0.200	--	ND	1.39	--		1
Naphthalene	ND	0.200	--	ND	1.05	--		1
1,2,3-Trichlorobenzene	ND	0.200	--	ND	1.48	--		1
Hexachlorobutadiene	ND	0.200	--	ND	2.13	--		1

Project Name: BATCH CANISTER CERTIFICATION
Project Number: CANISTER QC BAT
Lab Number: L2500003
Report Date: 02/06/25

Air Canister Certification Results

Lab ID: L2500003-02
Client ID: CAN 1502 SHELF 9
Sample Location:

Date Collected: 12/31/24 16:00
Date Received: 01/02/25
Field Prep: Not Specified

Sample Depth:

Parameter	ppbV Results	ppbV RL	ppbV MDL	ug/m3 Results	ug/m3 RL	ug/m3 MDL	Qualifier	Dilution Factor
Volatile Organics in Air - Mansfield Lab								

	Results	Qualifier	Units	RDL	Dilution Factor
Tentatively Identified Compounds					
Silanol, Trimethyl-	1.2	NJ	ppbV		1

Internal Standard	% Recovery	Qualifier	Acceptance Criteria
1,4-Difluorobenzene	88		60-140
Bromochloromethane	92		60-140
chlorobenzene-d5	81		60-140

Project Name: BATCH CANISTER CERTIFICATION
Project Number: CANISTER QC BAT
Lab Number: L2500003
Report Date: 02/06/25

Air Canister Certification Results

Lab ID: L2500003-02
Client ID: CAN 1502 SHELF 9
Sample Location:

Date Collected: 12/31/24 16:00
Date Received: 01/02/25
Field Prep: Not Specified

Sample Depth:
Matrix: Air
Anaytical Method: 48,TO-15
Analytical Date: 01/03/25 13:52
Analyst: JMB

	ppbV			ug/m3				
Parameter	**Results**	**RL**	**MDL**	**Results**	**RL**	**MDL**	**Qualifier**	**Dilution Factor**
Volatile Organics in Air - Mansfield Lab								
Vinyl acetate	ND	1.00	--	ND	3.52	--		1
1,2,4-Trichlorobenzene	ND	0.200	--	ND	1.48	--		1

Internal Standard	**% Recovery**	**Qualifier**	**Acceptance Criteria**
1,4-Difluorobenzene	97		60-140
Bromochloromethane	100		60-140
chlorobenzene-d5	103		60-140

Project Name: BATCH CANISTER CERTIFICATION
Project Number: CANISTER QC BAT
Lab Number: L2500003
Report Date: 02/06/25

Air Canister Certification Results

Lab ID: L2500003-02
Client ID: CAN 1502 SHELF 9
Sample Location:

Date Collected: 12/31/24 16:00
Date Received: 01/02/25
Field Prep: Not Specified

Sample Depth:
Matrix: Air
Anaytical Method: 48,TO-15-SIM
Analytical Date: 01/02/25 23:40
Analyst: JMB

	ppbV			ug/m3				
Parameter	**Results**	**RL**	**MDL**	**Results**	**RL**	**MDL**	**Qualifier**	**Dilution Factor**
Volatile Organics in Air by SIM - Mansfield Lab								
Dichlorodifluoromethane	ND	0.200	--	ND	0.989	--		1
Chloromethane	ND	0.200	--	ND	0.413	--		1
Freon-114	ND	0.050	--	ND	0.349	--		1
Vinyl chloride	ND	0.020	--	ND	0.051	--		1
1,3-Butadiene	ND	0.020	--	ND	0.044	--		1
Bromomethane	ND	0.020	--	ND	0.078	--		1
Chloroethane	ND	0.100	--	ND	0.264	--		1
Acrolein	ND	0.050	--	ND	0.115	--		1
Acetone	ND	1.00	--	ND	2.38	--		1
Trichlorofluoromethane	ND	0.050	--	ND	0.281	--		1
Acrylonitrile	ND	0.500	--	ND	1.09	--		1
1,1-Dichloroethene	ND	0.020	--	ND	0.079	--		1
Methylene chloride	ND	0.500	--	ND	1.74	--		1
Freon-113	ND	0.050	--	ND	0.383	--		1
trans-1,2-Dichloroethene	ND	0.020	--	ND	0.079	--		1
1,1-Dichloroethane	ND	0.020	--	ND	0.081	--		1
Methyl tert butyl ether	ND	0.200	--	ND	0.721	--		1
2-Butanone	ND	0.500	--	ND	1.47	--		1
cis-1,2-Dichloroethene	ND	0.020	--	ND	0.079	--		1
Chloroform	ND	0.020	--	ND	0.098	--		1
1,2-Dichloroethane	ND	0.020	--	ND	0.081	--		1
1,1,1-Trichloroethane	ND	0.020	--	ND	0.109	--		1
Benzene	ND	0.100	--	ND	0.319	--		1
Carbon tetrachloride	ND	0.020	--	ND	0.126	--		1

Project Name: BATCH CANISTER CERTIFICATION
Project Number: CANISTER QC BAT

Lab Number: L2500003
Report Date: 02/06/25

Air Canister Certification Results

Lab ID: L2500003-02
Client ID: CAN 1502 SHELF 9
Sample Location:

Date Collected: 12/31/24 16:00
Date Received: 01/02/25
Field Prep: Not Specified

Sample Depth:

Parameter	ppbV Results	ppbV RL	ppbV MDL	ug/m3 Results	ug/m3 RL	ug/m3 MDL	Qualifier	Dilution Factor
Volatile Organics in Air by SIM - Mansfield Lab								
1,2-Dichloropropane	ND	0.020	--	ND	0.092	--		1
Bromodichloromethane	ND	0.020	--	ND	0.134	--		1
1,4-Dioxane	ND	0.100	--	ND	0.360	--		1
Trichloroethene	ND	0.020	--	ND	0.107	--		1
cis-1,3-Dichloropropene	ND	0.020	--	ND	0.091	--		1
4-Methyl-2-pentanone	ND	0.500	--	ND	2.05	--		1
trans-1,3-Dichloropropene	ND	0.020	--	ND	0.091	--		1
1,1,2-Trichloroethane	ND	0.020	--	ND	0.109	--		1
Toluene	ND	0.100	--	ND	0.377	--		1
Dibromochloromethane	ND	0.020	--	ND	0.170	--		1
1,2-Dibromoethane	ND	0.020	--	ND	0.154	--		1
Tetrachloroethene	ND	0.020	--	ND	0.136	--		1
1,1,1,2-Tetrachloroethane	ND	0.020	--	ND	0.137	--		1
Chlorobenzene	ND	0.100	--	ND	0.461	--		1
Ethylbenzene	ND	0.020	--	ND	0.087	--		1
p/m-Xylene	ND	0.040	--	ND	0.174	--		1
Bromoform	ND	0.020	--	ND	0.207	--		1
Styrene	ND	0.020	--	ND	0.085	--		1
1,1,2,2-Tetrachloroethane	ND	0.020	--	ND	0.137	--		1
o-Xylene	ND	0.020	--	ND	0.087	--		1
Isopropylbenzene	ND	0.200	--	ND	0.983	--		1
4-Ethyltoluene	ND	0.020	--	ND	0.098	--		1
1,3,5-Trimethybenzene	ND	0.020	--	ND	0.098	--		1
1,2,4-Trimethylbenzene	ND	0.020	--	ND	0.098	--		1
Benzyl chloride	ND	0.100	--	ND	0.518	--		1
1,3-Dichlorobenzene	ND	0.020	--	ND	0.120	--		1
1,4-Dichlorobenzene	ND	0.020	--	ND	0.120	--		1

Project Name: BATCH CANISTER CERTIFICATION
Project Number: CANISTER QC BAT
Lab Number: L2500003
Report Date: 02/06/25

Air Canister Certification Results

Lab ID: L2500003-02
Client ID: CAN 1502 SHELF 9
Sample Location:

Date Collected: 12/31/24 16:00
Date Received: 01/02/25
Field Prep: Not Specified

Sample Depth:

Parameter	ppbV Results	ppbV RL	ppbV MDL	ug/m3 Results	ug/m3 RL	ug/m3 MDL	Qualifier	Dilution Factor
Volatile Organics in Air by SIM - Mansfield Lab								
sec-Butylbenzene	ND	0.200	--	ND	1.10	--		1
p-Isopropyltoluene	ND	0.200	--	ND	1.10	--		1
1,2-Dichlorobenzene	ND	0.020	--	ND	0.120	--		1
n-Butylbenzene	ND	0.200	--	ND	1.10	--		1
Naphthalene	ND	0.050	--	ND	0.262	--		1
Hexachlorobutadiene	ND	0.050	--	ND	0.533	--		1

Internal Standard	% Recovery	Qualifier	Acceptance Criteria
1,4-difluorobenzene	88		60-140
bromochloromethane	95		60-140
chlorobenzene-d5	89		60-140

Project Name: BATCH CANISTER CERTIFICATION
Project Number: CANISTER QC BAT
Lab Number: L2500003
Report Date: 02/06/25

Air Canister Certification Results

Lab ID: L2500003-02
Client ID: CAN 1502 SHELF 9
Sample Location:

Date Collected: 12/31/24 16:00
Date Received: 01/02/25
Field Prep: Not Specified

Sample Depth:
Matrix: Air
Anaytical Method: 48,TO-15-SIM
Analytical Date: 01/03/25 13:52
Analyst: JFI

	ppbV			ug/m3				
Parameter	**Results**	**RL**	**MDL**	**Results**	**RL**	**MDL**	**Qualifier**	**Dilution Factor**
Volatile Organics in Air by SIM - Mansfield Lab								
1,2,4-Trichlorobenzene	ND	0.050	--	ND	0.371	--		1

Internal Standard	**% Recovery**	**Qualifier**	**Acceptance Criteria**
1,4-difluorobenzene	96		60-140
bromochloromethane	96		60-140
chlorobenzene-d5	98		60-140

Project Name: 136 FULLER ROAD
Project Number: 2222575.05

Lab Number: L2505024
Report Date: 02/06/25

Sample Receipt and Container Information

Were project specific reporting limits specified? YES

Cooler Information

Cooler	Custody Seal
NA	Absent

Container Information

Container ID	Container Type	Cooler	Initial pH	Final pH	Temp deg C	Pres	Seal	Frozen Date/Time	Analysis(*)
L2505024-01A	Canister - 1L (Batch Certified)	NA	NA			Y	Absent		TO15-LL(30)

*Values in parentheses indicate holding time in days

Project Name:	136 FULLER ROAD	**Lab Number:**	L2505024
Project Number:	2222575.05	**Report Date:**	02/06/25

GLOSSARY

Acronyms

DL - Detection Limit: This value represents the level to which target analyte concentrations are reported as estimated values, when those target analyte concentrations are quantified below the limit of quantitation (LOQ). The DL includes any adjustments from dilutions, concentrations or moisture content, where applicable. (DoD report formats only.)

EDL - Estimated Detection Limit: This value represents the level to which target analyte concentrations are reported as estimated values, when those target analyte concentrations are quantified below the reporting limit (RL). The EDL includes any adjustments from dilutions, concentrations or moisture content, where applicable. The use of EDLs is specific to the analysis of PAHs using Solid-Phase Microextraction (SPME).

EMPC - Estimated Maximum Possible Concentration: The concentration that results from the signal present at the retention time of an analyte when the ions meet all of the identification criteria except the ion abundance ratio criteria. An EMPC is a worst-case estimate of the concentration.

EPA - Environmental Protection Agency.

LCS - Laboratory Control Sample: A sample matrix, free from the analytes of interest, spiked with verified known amounts of analytes or a material containing known and verified amounts of analytes.

LCSD - Laboratory Control Sample Duplicate: Refer to LCS.

LFB - Laboratory Fortified Blank: A sample matrix, free from the analytes of interest, spiked with verified known amounts of analytes or a material containing known and verified amounts of analytes.

LOD - Limit of Detection: This value represents the level to which a target analyte can reliably be detected for a specific analyte in a specific matrix by a specific method. The LOD includes any adjustments from dilutions, concentrations or moisture content, where applicable. (DoD report formats only.)

LOQ - Limit of Quantitation: The value at which an instrument can accurately measure an analyte at a specific concentration. The LOQ includes any adjustments from dilutions, concentrations or moisture content, where applicable. (DoD report formats only.)

Limit of Quantitation: The value at which an instrument can accurately measure an analyte at a specific concentration. The LOQ includes any adjustments from dilutions, concentrations or moisture content, where applicable. (DoD report formats only.)

MDL - Method Detection Limit: This value represents the level to which target analyte concentrations are reported as estimated values, when those target analyte concentrations are quantified below the reporting limit (RL). The MDL includes any adjustments from dilutions, concentrations or moisture content, where applicable.

MS - Matrix Spike Sample: A sample prepared by adding a known mass of target analyte to a specified amount of matrix sample for which an independent estimate of target analyte concentration is available. For Method 332.0, the spike recovery is calculated using the native concentration, including estimated values.

MSD - Matrix Spike Sample Duplicate: Refer to MS.

NA - Not Applicable.

NC - Not Calculated: Term is utilized when one or more of the results utilized in the calculation are non-detect at the parameter's reporting unit.

NDPA/DPA - N-Nitrosodiphenylamine/Diphenylamine.

NI - Not Ignitable.

NP - Non-Plastic: Term is utilized for the analysis of Atterberg Limits in soil.

NR - No Results: Term is utilized when 'No Target Compounds Requested' is reported for the analysis of Volatile or Semivolatile Organic TIC only requests.

RL - Reporting Limit: The value at which an instrument can accurately measure an analyte at a specific concentration. The RL includes any adjustments from dilutions, concentrations or moisture content, where applicable.

RPD - Relative Percent Difference: The results from matrix and/or matrix spike duplicates are primarily designed to assess the precision of analytical results in a given matrix and are expressed as relative percent difference (RPD). Values which are less than five times the reporting limit for any individual parameter are evaluated by utilizing the absolute difference between the values; although the RPD value will be provided in the report.

SRM - Standard Reference Material: A reference sample of a known or certified value that is of the same or similar matrix as the associated field samples.

STLP - Semi-dynamic Tank Leaching Procedure per EPA Method 1315.

TEF - Toxic Equivalency Factors: The values assigned to each dioxin and furan to evaluate their toxicity relative to 2,3,7,8-TCDD.

TEQ - Toxic Equivalent: The measure of a sample's toxicity derived by multiplying each dioxin and furan by its corresponding TEF and then summing the resulting values.

TIC - Tentatively Identified Compound: A compound that has been identified to be present and is not part of the target compound list (TCL) for the method and/or program. All TICs are qualitatively identified and reported as estimated concentrations.

Report Format: Data Usability Report

Project Name:	136 FULLER ROAD	**Lab Number:**	L2505024
Project Number:	2222575.05	**Report Date:**	02/06/25

Footnotes

1 - The reference for this analyte should be considered modified since this analyte is absent from the target analyte list of the original method.

Terms

Analytical Method: Both the document from which the method originates and the analytical reference method. (Example: EPA 8260B is shown as 1,8260B.) The codes for the reference method documents are provided in the References section of the Addendum.

Chlordane: The target compound Chlordane (CAS No. 57-74-9) is reported for GC ECD analyses. Per EPA,this compound "refers to a mixture of chlordane isomers, other chlorinated hydrocarbons and numerous other components." (Reference: USEPA Toxicological Review of Chlordane, In Support of Summary Information on the Integrated Risk Information System (IRIS), December 1997.)

Difference: With respect to Total Oxidizable Precursor (TOP) Assay analysis, the difference is defined as the Post-Treatment value minus the Pre-Treatment value.

Final pH: As it pertains to Sample Receipt & Container Information section of the report, Final pH reflects pH of container determined after adjustment at the laboratory, if applicable. If no adjustment required, value reflects Initial pH.

Frozen Date/Time: With respect to Volatile Organics in soil, Frozen Date/Time reflects the date/time at which associated Reagent Water-preserved vials were initially frozen. Note: If frozen date/time is beyond 48 hours from sample collection, value will be reflected in 'bold'.

Gasoline Range Organics (GRO): Gasoline Range Organics (GRO) results include all chromatographic peaks eluting from Methyl tert butyl ether through Naphthalene, with the exception of GRO analysis in support of State of Ohio programs, which includes all chromatographic peaks eluting from Hexane through Dodecane.

Initial pH: As it pertains to Sample Receipt & Container Information section of the report, Initial pH reflects pH of container determined upon receipt, if applicable.

PAH Total: With respect to Alkylated PAH analyses, the 'PAHs, Total' result is defined as the summation of results for all or a subset of the following compounds: Naphthalene, C1-C4 Naphthalenes, 2-Methylnaphthalene, 1-Methylnaphthalene, Biphenyl, Acenaphthylene, Acenaphthene, Fluorene, C1-C3 Fluorenes, Phenanthrene, C1-C4 Phenanthrenes/Anthracenes, Anthracene, Fluoranthene, Pyrene, C1-C4 Fluoranthenes/Pyrenes, Benz(a)anthracene, Chrysene, C1-C4 Chrysenes, Benzo(b)fluoranthene, Benzo(j)+(k)fluoranthene, Benzo(e)pyrene, Benzo(a)pyrene, Perylene, Indeno(1,2,3-cd)pyrene, Dibenz(ah)+(ac)anthracene, Benzo(g,h,i)perylene. If a 'Total' result is requested, the results of its individual components will also be reported.

PFAS Total: With respect to PFAS analyses, the 'PFAS, Total (5)' result is defined as the summation of results for: PFHpA, PFHxS, PFOA, PFNA and PFOS. In addition, the 'PFAS, Total (6)' result is defined as the summation of results for: PFHpA, PFHxS, PFOA, PFNA, PFDA and PFOS. For MassDEP DW compliance analysis only, the 'PFAS, Total (6)' result is defined as the summation of results at or above the RL. Note: If a 'Total' result is requested, the results of its individual components will also be reported.

Total: With respect to Organic analyses, a 'Total' result is defined as the summation of results for individual isomers or Aroclors. If a 'Total' result is requested, the results of its individual components will also be reported. This is applicable to 'Total' results for methods 8260, 8081 and 8082.

Data Qualifiers

A - Spectra identified as "Aldol Condensates" are byproducts of the extraction/concentration procedures when acetone is introduced in the process.

B - The analyte was detected above the reporting limit in the associated method blank. Flag only applies to associated field samples that have detectable concentrations of the analyte at less than ten times (10x) the concentration found in the blank. For MCP-related projects, flag only applies to associated field samples that have detectable concentrations of the analyte at less than ten times (10x) the concentration found in the blank. For DOD-related projects, flag only applies to associated field samples that have detectable concentrations of the analyte at less than ten times (10x) the concentration found in the blank AND the analyte was detected above one-half the reporting limit (or above the reporting limit for common lab contaminants) in the associated method blank. For NJ-Air-related projects, flag only applies to associated field samples that have detectable concentrations of the analyte above the reporting limit. For NJ-related projects (excluding Air), flag only applies to associated field samples that have detectable concentrations of the analyte, which was detected above the reporting limit in the associated method blank or above five times the reporting limit for common lab contaminants (Phthalates, Acetone, Methylene Chloride, 2-Butanone).

C - Co-elution: The target analyte co-elutes with a known lab standard (i.e. surrogate, internal standards, etc.) for co-extracted analyses.

D - Concentration of analyte was quantified from diluted analysis. Flag only applies to field samples that have detectable concentrations of the analyte.

E - Concentration of analyte exceeds the range of the calibration curve and/or linear range of the instrument.

F - The ratio of quantifier ion response to qualifier ion response falls outside of the laboratory criteria. Results are considered to be an estimated maximum concentration.

G - The concentration may be biased high due to matrix interferences (i.e, co-elution) with non-target compound(s). The result should be considered estimated.

H - The analysis of pH was performed beyond the regulatory-required holding time of 15 minutes from the time of sample collection.

I - The lower value for the two columns has been reported due to obvious interference.

J - Estimated value. This represents an estimated concentration for Tentatively Identified Compounds (TICs).

M - Reporting Limit (RL) exceeds the MCP CAM Reporting Limit for this analyte.

Report Format: Data Usability Report

Project Name:	136 FULLER ROAD	**Lab Number:**	L2505024
Project Number:	2222575.05	**Report Date:**	02/06/25

Data Qualifiers

ND - Not detected at the reporting limit (RL) for the sample.

NJ - Presumptive evidence of compound. This represents an estimated concentration for Tentatively Identified Compounds (TICs), where the identification is based on a mass spectral library search.

P - The RPD between the results for the two columns exceeds the method-specified criteria.

Q - The quality control sample exceeds the associated acceptance criteria. For DOD-related projects, LCS and/or Continuing Calibration Standard exceedences are also qualified on all associated sample results. Note: This flag is not applicable for matrix spike recoveries when the sample concentration is greater than 4x the spike added or for batch duplicate RPD when the sample concentrations are less than 5x the RL. (Metals only.)

R - Analytical results are from sample re-analysis.

RE - Analytical results are from sample re-extraction.

S - Analytical results are from modified screening analysis.

V - The surrogate associated with this target analyte has a recovery outside the QC acceptance limits. (Applicable to MassDEP DW Compliance samples only.)

Z - The batch matrix spike and/or duplicate associated with this target analyte has a recovery/RPD outside the QC acceptance limits. (Applicable to MassDEP DW Compliance samples only.)

Report Format: Data Usability Report

Project Name: 136 FULLER ROAD
Project Number: 2222575.05
Lab Number: L2505024
Report Date: 02/06/25

REFERENCES

48 Compendium of Methods for the Determination of Toxic Organic Compounds in Ambient Air. Second Edition. EPA/625/R-96/010b, January 1999.

LIMITATION OF LIABILITIES

Pace Analytical Services performs services with reasonable care and diligence normal to the analytical testing laboratory industry. In the event of an error, the sole and exclusive responsibility of Pace Analytical Services shall be to re-perform the work at it's own expense. In no event shall Pace Analytical Services be held liable for any incidental, consequential or special damages, including but not limited to, damages in any way connected with the use of, interpretation of, information or analysis provided by Pace Analytical Services.

We strongly urge our clients to comply with EPA protocol regarding sample volume, preservation, cooling, containers, sampling procedures, holding time and splitting of samples in the field.

Certification Information

The following analytes are not included in our Primary NELAP Scope of Accreditation:

Westborough Facility – 8 Walkup Dr. Westborough, MA 01581
EPA 624.1: m/p-xylene, o-xylene, Naphthalene
EPA 625.1: alpha-Terpineol
EPA 8260D: NPW: 1,2,4,5-Tetramethylbenzene; 4-Ethyltoluene; SCM: Iodomethane (methyl iodide), 1,2,4,5-Tetramethylbenzene; 4-Ethyltoluene.
EPA 8270E: NPW: Dimethylnaphthalene,1,4-Diphenylhydrazine, alpha-Terpineol, Azobenzene; SCM: Dimethylnaphthalene,1,4-Diphenylhydrazine.
SM4500: NPW: Amenable Cyanide; SCM: Total Phosphorus, TKN, NO2, NO3.

Mansfield Facility – 320 Forbes Blvd. Mansfield, MA 02048
SM 2540D: TSS.
EPA TO-15: Halothane, 2,4,4-Trimethyl-2-pentene, 2,4,4-Trimethyl-1-pentene, Thiophene, 2-Methylthiophene, 3-Methylthiophene, 2-Ethylthiophene, 1,2,3-Trimethylbenzene, Indan, Indene, 1,2,4,5-Tetramethylbenzene, Benzothiophene, 1-Methylnaphthalene.
MADEP-APH.
Nonpotable Water: EPA RSK-175 Dissolved Gases
Biological Tissue Matrix: EPA 3050B

Mansfield Facility – 120 Forbes Blvd. Mansfield, MA 02048
EPA TO-15: Halothane, 2,4,4-Trimethyl-2-pentene, 2,4,4-Trimethyl-1-pentene, Thiophene, 2-Methylthiophene, 3-Methylthiophene, 2-Ethylthiophene, 1,2,3-Trimethylbenzene, Indan, Indene, 1,2,4,5-Tetramethylbenzene, Benzothiophene, 1-Methylnaphthalene.
Nonpotable Water: EPA RSK-175 Dissolved Gases

The following test method is not included in our New Jersey Secondary NELAP Scope of Accreditation:

Mansfield Facility – 320 Forbes Blvd. Mansfield, MA 02048
Determination of Selected Perfluorinated Alkyl Substances by Solid Phase Extraction and Liquid Chromatography/Tandem Mass Spectrometry Isotope Dilution (via Alpha SOP 23528)

The following analytes are included in our Massachusetts DEP Scope of Accreditation

Westborough Facility – 8 Walkup Dr. Westborough, MA 01581

Drinking Water
EPA 300.0: Chloride, Nitrate-N, Fluoride, Sulfate; **EPA 353.2**: Nitrate-N, Nitrite-N; **SM4500NO3-F**: Nitrate-N, Nitrite-N; **SM4500F-C, SM4500CN-CE, EPA 180.1, SM2130B, SM4500Cl-D, SM2320B, SM2540C, SM4500H-B, SM4500NO2-B**
EPA 524.2: THMs and VOCs; **EPA 504.1:** EDB, DBCP.
Microbiology: **SM9215B; SM9223-P/A, SM9223B-Colilert-QT,SM9222D**.

Non-Potable Water
SM4500H,B, EPA 120.1, SM2510B, SM2540C, SM2320B, SM4500CL-E, SM4500F-BC, SM4500NH3-BH: Ammonia-N and Kjeldahl-N, **EPA 350.1**: Ammonia-N, **LACHAT 10-107-06-1-B**: Ammonia-N, **EPA 351.1, SM4500NO3-F, EPA 353.2**: Nitrate-N**, SM4500P-E, SM4500P-B, E, SM4500SO4-E, SM5220D, EPA 410.4, SM5210B, SM5310C, SM4500CL-D, EPA 1664, EPA 420.1, SM4500-CN-CE, SM2540D, EPA 300: Chloride, Sulfate, Nitrate.**
EPA 624.1: Volatile Halocarbons & Aromatics,
EPA 608.3: Chlordane, Toxaphene, Aldrin, alpha-BHC, beta-BHC, gamma-BHC, delta-BHC, Dieldrin, DDD, DDE, DDT, Endosulfan I, Endosulfan II, Endosulfan sulfate, Endrin, Endrin Aldehyde, Heptachlor, Heptachlor Epoxide, PCBs
EPA 625.1: SVOC (Acid/Base/Neutral Extractables).
Microbiology: **SM9223B-Colilert-QT; Enterolert-QT, EPA 1600, EPA 1603, SM9222D.**

Mansfield Facility – 320 Forbes Blvd. Mansfield, MA 02048

Drinking Water
EPA 200.7: Al, Ba, Cd, Cr, Cu, Fe, Mn, Ni, Na, Ag, Ca, Zn. **EPA 200.8:** Al, Sb, As, Ba, Be, Cd, Cr, Cu, Pb, Mn, Ni, Se, Ag, TL, Zn. **EPA 245.1** Hg.
EPA 522, EPA 537.1.

Non-Potable Water
EPA 200.7: Al, Sb, As, Be, Cd, Ca, Cr, Co, Cu, Fe, Pb, Mg, Mn, Mo, Ni, K, Se, Ag, Na, Sr, TL, Ti, V, Zn.
EPA 200.8: Al, Sb**,** As, Be, Cd, Cr, Cu, Fe, Pb, Mn, Ni, K, Se, Ag, Na, TL, Zn.
EPA 245.1 Hg.
SM2340B

Certification IDs:

Westborough Facility – 8 Walkup Dr. Westborough, MA 01581
CT PH-0826, IL 200077, IN C-MA-03, KY JY98045, ME MA00086, MD 348, MA M-MA086, NH 2064, NJ MA935, NY 11148, NC (DW) 25700, NC (NPW/SCM) 666, OR MA-1316, PA 68-03671, RI LAO00065, TX T104704476, VT VT-0935, VA 460195

Mansfield Facility – 320 Forbes Blvd. Mansfield, MA 02048
CT PH-0825, ANAB/DoD L2474, IL 200081, IN C-MA-04, KY KY98046, LA 3090, ME MA00030, MI 9110, MN 025-999-495, NH 2062, NJ MA015, NY 11627, NC (NPW/SCM) 685, OR MA-0262, PA 68-02089, RI LAO00299, TX T-104704419, VT VT-0015, VA 460194, WA C954

Mansfield Facility – 120 Forbes Blvd. Mansfield, MA 02048
ANAB/DoD L2474, ME MA01156, MN 025-999-498, NH 2249, NJ MA025, NY 12191, OR 4203, TX T104704583, VA 460311, WA C1104.

For a complete listing of analytes and methods, please contact your Project Manager.

AIR ANALYSIS

PAGE 1 OF 1

ALPHA ANALYTICAL — CHAIN OF CUSTODY

320 Forbes Blvd, Mansfield, MA 02048
TEL: 508-822-9300 FAX: 508-822-3288

Date Rec'd in Lab: 1/30/25

ALPHA Job #: L2505024

Client Information

Client: LaBella Associates
Address: 4 British American Blvd
Latham, NY 12110
Phone: 720-626-6360
Fax:
Email: bfields@labellape.com
☐ These samples have been previously analyzed by Alpha

Project Information

Project Name: 136 Fuller Road
Project Location: Albany, NY
Project #: 2222575.05
Project Manager: Branson Fields
ALPHA Quote #:

Turn-Around Time

☒ Standard ☐ RUSH (only confirmed if pre-approved)
Date Due: Time:

Report Information - Data Deliverables

☐ FAX
☐ ADEx
Criteria Checker
(Default based on Regulatory Criteria Indicated)
Other Formats
☒ EMAIL (standard pdf report)
☐ Additional Deliverables
Report to: (if different than Project Manager)

Billing Information

☒ Same as Client info PO # 2222575.05

Regulatory Requirements/Report Limits

State/Fed	Program	Res / Comm

Other Project Specific Requirements/Comments:

Project-Specific Target Compound List ☐

ANALYSIS

All Columns Below Must Be Filled Out

ALPHA Lab ID (Lab Use Only)	Sample ID	COLLECTION End Date	Start Time	End Time	Initial Vacuum	Final Vacuum	Sample Matrix*	Sampler's Initials	Can Size	ID Can	ID Flow Controller	TO-15	TO-15 SIM	APH	Fixed Gases	Sulfides & Mercaptans by TO-15	☐	Sample Comments (i.e. PID)
05024-01	Effluent_JAN25	1/29/25	14:11	14:20	-29.2	0	SV	BF	1L	4803	0059	X						PID = 9.4

*SAMPLE MATRIX CODES

AA = Ambient Air (Indoor/Outdoor)
SV = Soil Vapor/Landfill Gas/SVE
Other = Please Specify

Container Type: SS

Please print clearly, legibly and completely. Samples can not be logged in and turnaround time clock will not start until any ambiguities are resolved. All samples submitted are subject to Alpha's Terms and Conditions. See reverse side.

Relinquished By	Date/Time	Received By	Date/Time
Branson Fields / LaBella	1/29/25 @ 15:50	PACE	1/29/25 1550
	1/30/25 0800		1/29/25 2200
	1/30/25 0800	Fed Vendor ANL	1/30/25 0000
	1/30/25 0800		1/30/25 0630

Form No: 101-02 Rev: 25-Sep-15

ANALYTICAL REPORT

Lab Number:	L2510346
Client:	Labella Associates Latham NY 4 British American Blvd Latham, NY 12110
ATTN:	Branson Fields
Phone:	(720) 626-6362
Project Name:	136 FULLER ROAD
Project Number:	2222575.05
Report Date:	03/17/25

The original project report/data package is held by Pace Analytical Services. This report/data package is paginated and should be reproduced only in its entirety. Pace Analytical Services holds no responsibility for results and/or data that are not consistent with the original.

Certifications & Approvals: NH ELAP (2249).

120 Forbes Boulevard, Mansfield, MA 02048-1806
508-822-9300 (Fax) 508-822-3288 800-624-9220 - www.pacelabs.com

Project Name: 136 FULLER ROAD
Project Number: 2222575.05

Lab Number: L2510346
Report Date: 03/17/25

Lab Sample ID	Client ID	Matrix	Sample Location	Collection Date/Time	Receive Date
L2510346-01	EFFLUENT_FEB25	SOIL_VAPOR	ALBANY, NY	02/25/25 10:15	02/25/25

Project Name:	136 FULLER ROAD	**Lab Number:**	L2510346
Project Number:	2222575.05	**Report Date:**	03/17/25

Case Narrative

The samples were received in accordance with the Chain of Custody and no significant deviations were encountered during the preparation or analysis unless otherwise noted. Sample Receipt, Container Information, and the Chain of Custody are located at the back of the report.

Results contained within this report relate only to the samples submitted under this Pace Lab Number and meet NELAP requirements for all NELAP accredited parameters unless otherwise noted in the following narrative. The data presented in this report is organized by parameter (i.e. VOC, SVOC, etc.). Sample specific Quality Control data (i.e. Surrogate Spike Recovery) is reported at the end of the target analyte list for each individual sample, followed by the Laboratory Batch Quality Control at the end of each parameter. Tentatively Identified Compounds (TICs), if requested, are reported for compounds identified to be present and are not part of the method/program Target Compound List, even if only a subset of the TCL are being reported. If a sample was re-analyzed or re-extracted due to a required quality control corrective action and if both sets of data are reported, the Laboratory ID of the re-analysis or re-extraction is designated with an "R" or "RE", respectively.

When multiple Batch Quality Control elements are reported (e.g. more than one LCS), the associated samples for each element are noted in the grey shaded header line of each data table. Any Laboratory Batch, Sample Specific % recovery or RPD value that is outside the listed Acceptance Criteria is bolded in the report. In reference to questions H (CAM) or 4 (RCP) when "NO" is checked, the performance criteria for CAM and RCP methods allow for some quality control failures to occur and still be within method compliance. In these instances, the specific failure is not narrated but noted in the associated QC Outlier Summary Report, located directly after the Case Narrative. QC information is also incorporated in the Data Usability Assessment table (Format 11) of our Data Merger tool, where it can be reviewed in conjunction with the sample result, associated regulatory criteria and any associated data usability implications.

Soil/sediments and solids are reported on a dry weight basis unless otherwise noted. Tissues are reported "as received" or on a wet weight basis, unless otherwise noted. Definitions of all data qualifiers and acronyms used in this report are provided in the Glossary located at the back of the report.

HOLD POLICY - For samples submitted on hold, Pace's policy is to hold samples (with the exception of Air canisters) free of charge for 21 calendar days from the date the project is completed. After 21 calendar days, we will dispose of all samples submitted including those put on hold unless you have contacted your Pace Project Manager and made arrangements for Pace to continue to hold the samples. Air canisters will be disposed after 3 business days from the date the project is completed.

Please contact Project Management at 800-624-9220 with any questions.

Project Name:	136 FULLER ROAD	**Lab Number:**	L2510346
Project Number:	2222575.05	**Report Date:**	03/17/25

Case Narrative (continued)

Volatile Organics in Air

Canisters were released from the laboratory on February 12, 2025. The canister certification data is provided as an addendum.

L2510346-01D: The sample was re-analyzed on dilution in order to quantitate the results within the calibration range. The result(s) should be considered estimated, and are qualified with an E flag, for any compound(s) that exceeded the calibration range in the initial analysis. The re-analysis was performed only for the compound(s) that exceeded the calibration range.

L2510346-01D2: The sample has elevated detection limits due to the dilution required by the elevated concentrations of target compounds in the sample.

The WG2040290-3 LCS recovery associated with L2510346-01D and -01D2 is below the acceptance limit for chloromethane and hexachlorobutidiene. All samples associated with this LCS that have reportable amounts of this analyte will be reporting with low bias.

WG2040290-3: The [CCAL or LCS] associated with WG2040290-3 did not meet the acceptance criteria for the [full scan] analysis. The associated compound(s) for those samples were reported from the [SIM] analysis.

The WG2040290-3 LCS recovery associated with L2510346-01D and -01D2 is above the upper 130% acceptance limit for bromoform (136%), All samples associated with this LCS do not have reportable amounts of this analyte.

I, the undersigned, attest under the pains and penalties of perjury that, to the best of my knowledge and belief and based upon my personal inquiry of those responsible for providing the information contained in this analytical report, such information is accurate and complete. This certificate of analysis is not complete unless this page accompanies any and all pages of this report.

Authorized Signature: Christopher J. Anderson

Title: Technical Director/Representative Date: 03/17/25

AIR

Project Name: 136 FULLER ROAD
Project Number: 2222575.05

Lab Number: L2510346
Report Date: 03/17/25

SAMPLE RESULTS

Lab ID: L2510346-01 D
Client ID: EFFLUENT_FEB25
Sample Location: ALBANY, NY

Date Collected: 02/25/25 10:15
Date Received: 02/25/25
Field Prep: Not Specified

Sample Depth:
Matrix: Soil_Vapor
Anaytical Method: 48,TO-15
Analytical Date: 03/14/25 05:57
Analyst: TPH

	ppbV			ug/m3				
Parameter	Results	RL	MDL	Results	RL	MDL	Qualifier	Dilution Factor
Volatile Organics in Air - Mansfield Air Lab								
Dichlorodifluoromethane	3.48	1.06	--	17.2	5.24	--		5.306
Chloromethane	2.28	1.06	--	4.71	2.19	--		5.306
Freon-114	ND	1.06	--	ND	7.41	--		5.306
Vinyl chloride	5.39	1.06	--	13.8	2.71	--		5.306
1,3-Butadiene	ND	1.06	--	ND	2.35	--		5.306
Bromomethane	ND	1.06	--	ND	4.12	--		5.306
Chloroethane	2.57	1.06	--	6.78	2.80	--		5.306
Ethanol	ND	26.5	--	ND	49.9	--		5.306
Vinyl bromide	ND	1.06	--	ND	4.63	--		5.306
Acetone	8.51	5.31	--	20.2	12.6	--		5.306
Trichlorofluoromethane	9.43	1.06	--	53.0	5.96	--		5.306
Isopropanol	ND	5.31	--	ND	13.1	--		5.306
1,1-Dichloroethene	3.63	1.06	--	14.4	4.20	--		5.306
Tertiary butyl Alcohol	ND	2.65	--	ND	8.03	--		5.306
Methylene chloride	ND	2.65	--	ND	9.21	--		5.306
3-Chloropropene	ND	1.06	--	ND	3.32	--		5.306
Carbon disulfide	ND	1.06	--	ND	3.30	--		5.306
Freon-113	ND	1.06	--	ND	8.12	--		5.306
trans-1,2-Dichloroethene	ND	1.06	--	ND	4.20	--		5.306
1,1-Dichloroethane	28.4	1.06	--	115	4.29	--		5.306
Methyl tert butyl ether	ND	1.06	--	ND	3.82	--		5.306
2-Butanone	ND	2.65	--	ND	7.82	--		5.306
cis-1,2-Dichloroethene	189	1.06	--	749	4.20	--		5.306

Project Name: 136 FULLER ROAD
Project Number: 2222575.05
Lab Number: L2510346
Report Date: 03/17/25

SAMPLE RESULTS

Lab ID: L2510346-01 D
Client ID: EFFLUENT_FEB25
Sample Location: ALBANY, NY

Date Collected: 02/25/25 10:15
Date Received: 02/25/25
Field Prep: Not Specified

Sample Depth:

Parameter	ppbV Results	ppbV RL	ppbV MDL	ug/m3 Results	ug/m3 RL	ug/m3 MDL	Qualifier	Dilution Factor
Volatile Organics in Air - Mansfield Air Lab								
Ethyl Acetate	ND	2.65	--	ND	9.55	--		5.306
Chloroform	ND	1.06	--	ND	5.18	--		5.306
Tetrahydrofuran	ND	2.65	--	ND	7.82	--		5.306
1,2-Dichloroethane	ND	1.06	--	ND	4.29	--		5.306
n-Hexane	ND	1.06	--	ND	3.74	--		5.306
1,1,1-Trichloroethane	58.0	1.06	--	316	5.78	--		5.306
Benzene	ND	1.06	--	ND	3.39	--		5.306
Carbon tetrachloride	ND	1.06	--	ND	6.67	--		5.306
Cyclohexane	ND	1.06	--	ND	3.65	--		5.306
1,2-Dichloropropane	ND	1.06	--	ND	4.90	--		5.306
Bromodichloromethane	ND	1.06	--	ND	7.10	--		5.306
1,4-Dioxane	4.74	1.06	--	17.1	3.82	--		5.306
Trichloroethene	78.4	1.06	--	421	5.70	--		5.306
2,2,4-Trimethylpentane	ND	1.06	--	ND	4.95	--		5.306
Heptane	ND	1.06	--	ND	4.34	--		5.306
cis-1,3-Dichloropropene	ND	1.06	--	ND	4.81	--		5.306
4-Methyl-2-pentanone	ND	2.65	--	ND	10.9	--		5.306
trans-1,3-Dichloropropene	ND	1.06	--	ND	4.81	--		5.306
1,1,2-Trichloroethane	ND	1.06	--	ND	5.78	--		5.306
Toluene	2.74	1.06	--	10.3	3.99	--		5.306
2-Hexanone	ND	1.06	--	ND	4.34	--		5.306
Dibromochloromethane	ND	1.06	--	ND	9.03	--		5.306
1,2-Dibromoethane	ND	1.06	--	ND	8.15	--		5.306
Tetrachloroethene	574	1.06	--	3890	7.19	--	E	5.306
Chlorobenzene	ND	1.06	--	ND	4.88	--		5.306
Ethylbenzene	ND	1.06	--	ND	4.60	--		5.306

Project Name: 136 FULLER ROAD
Project Number: 2222575.05

Lab Number: L2510346
Report Date: 03/17/25

SAMPLE RESULTS

Lab ID: L2510346-01 D
Client ID: EFFLUENT_FEB25
Sample Location: ALBANY, NY

Date Collected: 02/25/25 10:15
Date Received: 02/25/25
Field Prep: Not Specified

Sample Depth:

Parameter	ppbV Results	ppbV RL	ppbV MDL	ug/m3 Results	ug/m3 RL	ug/m3 MDL	Qualifier	Dilution Factor
Volatile Organics in Air - Mansfield Air Lab								
p/m-Xylene	2.88	2.12	--	12.5	9.21	--		5.306
Bromoform	1.89	1.06	--	19.5	11.0	--		5.306
Styrene	ND	1.06	--	ND	4.51	--		5.306
1,1,2,2-Tetrachloroethane	ND	1.06	--	ND	7.28	--		5.306
o-Xylene	2.09	1.06	--	9.08	4.60	--		5.306
4-Ethyltoluene	ND	1.06	--	ND	5.21	--		5.306
1,3,5-Trimethylbenzene	ND	1.06	--	ND	5.21	--		5.306
1,2,4-Trimethylbenzene	ND	1.06	--	ND	5.21	--		5.306
Benzyl chloride	ND	1.06	--	ND	5.49	--		5.306
1,3-Dichlorobenzene	ND	1.06	--	ND	6.37	--		5.306
1,4-Dichlorobenzene	ND	1.06	--	ND	6.37	--		5.306
1,2-Dichlorobenzene	ND	1.06	--	ND	6.37	--		5.306
Hexachlorobutadiene	ND	1.06	--	ND	11.3	--		5.306

Internal Standard	% Recovery	Qualifier	Acceptance Criteria
1,4-Difluorobenzene	88		60-140
Bromochloromethane	93		60-140
chlorobenzene-d5	81		60-140

Project Name: 136 FULLER ROAD
Project Number: 2222575.05

Lab Number: L2510346
Report Date: 03/17/25

SAMPLE RESULTS

Lab ID: L2510346-01 D
Client ID: EFFLUENT_FEB25
Sample Location: ALBANY, NY

Date Collected: 02/25/25 10:15
Date Received: 02/25/25
Field Prep: Not Specified

Sample Depth:
Matrix: Soil_Vapor
Anaytical Method: 48,TO-15-SIM
Analytical Date: 03/14/25 05:57
Analyst: TPH

	ppbV			ug/m3				
Parameter	**Results**	**RL**	**MDL**	**Results**	**RL**	**MDL**	**Qualifier**	**Dilution Factor**
Volatile Organics in Air by SIM - Mansfield Air Lab								
1,2,4-Trichlorobenzene	ND	0.265	--	ND	1.97	--		5.306
Naphthalene	ND	0.265	--	ND	1.39	--		5.306

Internal Standard	**% Recovery**	**Qualifier**	**Acceptance Criteria**
1,4-difluorobenzene	98		60-140
bromochloromethane	95		60-140
chlorobenzene-d5	88		60-140

Project Name: 136 FULLER ROAD
Project Number: 2222575.05

Lab Number: L2510346
Report Date: 03/17/25

SAMPLE RESULTS

Lab ID: L2510346-01 D2
Client ID: EFFLUENT_FEB25
Sample Location: ALBANY, NY

Date Collected: 02/25/25 10:15
Date Received: 02/25/25
Field Prep: Not Specified

Sample Depth:
Matrix: Soil_Vapor
Anaytical Method: 48,TO-15
Analytical Date: 03/14/25 10:23
Analyst: TPH

Parameter	ppbV Results	ppbV RL	ppbV MDL	ug/m3 Results	ug/m3 RL	ug/m3 MDL	Qualifier	Dilution Factor
Volatile Organics in Air - Mansfield Air Lab								
Tetrachloroethene	590	2.12	--	4000	14.4	--		10.61

Internal Standard	% Recovery	Qualifier	Acceptance Criteria
1,4-Difluorobenzene	93		60-140
Bromochloromethane	94		60-140
chlorobenzene-d5	85		60-140

Project Name: 136 FULLER ROAD
Project Number: 2222575.05
Lab Number: L2510346
Report Date: 03/17/25

Method Blank Analysis
Batch Quality Control

Analytical Method: 48,TO-15
Analytical Date: 03/13/25 18:42

Parameter	ppbV Results	ppbV RL	ppbV MDL	ug/m3 Results	ug/m3 RL	ug/m3 MDL	Qualifier	Dilution Factor
Volatile Organics in Air - Mansfield Air Lab for sample(s): 01 Batch: WG2040290-4								
Dichlorodifluoromethane	ND	0.200	--	ND	0.989	--		1
Chloromethane	ND	0.200	--	ND	0.413	--		1
Freon-114	ND	0.200	--	ND	1.40	--		1
Vinyl chloride	ND	0.200	--	ND	0.511	--		1
1,3-Butadiene	ND	0.200	--	ND	0.442	--		1
Bromomethane	ND	0.200	--	ND	0.777	--		1
Chloroethane	ND	0.200	--	ND	0.528	--		1
Ethanol	ND	5.00	--	ND	9.42	--		1
Vinyl bromide	ND	0.200	--	ND	0.874	--		1
Acetone	ND	1.00	--	ND	2.38	--		1
Trichlorofluoromethane	ND	0.200	--	ND	1.12	--		1
Isopropanol	ND	1.00	--	ND	2.46	--		1
1,1-Dichloroethene	ND	0.200	--	ND	0.793	--		1
Tertiary butyl Alcohol	ND	0.500	--	ND	1.52	--		1
Methylene chloride	ND	0.500	--	ND	1.74	--		1
3-Chloropropene	ND	0.200	--	ND	0.626	--		1
Carbon disulfide	ND	0.200	--	ND	0.623	--		1
Freon-113	ND	0.200	--	ND	1.53	--		1
trans-1,2-Dichloroethene	ND	0.200	--	ND	0.793	--		1
1,1-Dichloroethane	ND	0.200	--	ND	0.809	--		1
Methyl tert butyl ether	ND	0.200	--	ND	0.721	--		1
2-Butanone	ND	0.500	--	ND	1.47	--		1
cis-1,2-Dichloroethene	ND	0.200	--	ND	0.793	--		1
Ethyl Acetate	ND	0.500	--	ND	1.80	--		1
Chloroform	ND	0.200	--	ND	0.977	--		1

Project Name: 136 FULLER ROAD
Project Number: 2222575.05
Lab Number: L2510346
Report Date: 03/17/25

Method Blank Analysis
Batch Quality Control

Analytical Method: 48,TO-15
Analytical Date: 03/13/25 18:42

Parameter	ppbV Results	ppbV RL	ppbV MDL	ug/m3 Results	ug/m3 RL	ug/m3 MDL	Qualifier	Dilution Factor
Volatile Organics in Air - Mansfield Air Lab for sample(s): 01 Batch: WG2040290-4								
Tetrahydrofuran	ND	0.500	--	ND	1.47	--		1
1,2-Dichloroethane	ND	0.200	--	ND	0.809	--		1
n-Hexane	ND	0.200	--	ND	0.705	--		1
1,1,1-Trichloroethane	ND	0.200	--	ND	1.09	--		1
Benzene	ND	0.200	--	ND	0.639	--		1
Carbon tetrachloride	ND	0.200	--	ND	1.26	--		1
Cyclohexane	ND	0.200	--	ND	0.688	--		1
1,2-Dichloropropane	ND	0.200	--	ND	0.924	--		1
Bromodichloromethane	ND	0.200	--	ND	1.34	--		1
1,4-Dioxane	ND	0.200	--	ND	0.721	--		1
Trichloroethene	ND	0.200	--	ND	1.07	--		1
2,2,4-Trimethylpentane	ND	0.200	--	ND	0.934	--		1
Heptane	ND	0.200	--	ND	0.820	--		1
cis-1,3-Dichloropropene	ND	0.200	--	ND	0.908	--		1
4-Methyl-2-pentanone	ND	0.500	--	ND	2.05	--		1
trans-1,3-Dichloropropene	ND	0.200	--	ND	0.908	--		1
1,1,2-Trichloroethane	ND	0.200	--	ND	1.09	--		1
Toluene	ND	0.200	--	ND	0.754	--		1
2-Hexanone	ND	0.200	--	ND	0.820	--		1
Dibromochloromethane	ND	0.200	--	ND	1.70	--		1
1,2-Dibromoethane	ND	0.200	--	ND	1.54	--		1
Tetrachloroethene	ND	0.200	--	ND	1.36	--		1
Chlorobenzene	ND	0.200	--	ND	0.921	--		1
Ethylbenzene	ND	0.200	--	ND	0.869	--		1
p/m-Xylene	ND	0.400	--	ND	1.74	--		1

Project Name: 136 FULLER ROAD
Project Number: 2222575.05
Lab Number: L2510346
Report Date: 03/17/25

Method Blank Analysis
Batch Quality Control

Analytical Method: 48,TO-15
Analytical Date: 03/13/25 18:42

Parameter	ppbV Results	ppbV RL	ppbV MDL	ug/m3 Results	ug/m3 RL	ug/m3 MDL	Qualifier	Dilution Factor
Volatile Organics in Air - Mansfield Air Lab for sample(s): 01 Batch: WG2040290-4								
Bromoform	ND	0.200	--	ND	2.07	--		1
Styrene	ND	0.200	--	ND	0.852	--		1
1,1,2,2-Tetrachloroethane	ND	0.200	--	ND	1.37	--		1
o-Xylene	ND	0.200	--	ND	0.869	--		1
4-Ethyltoluene	ND	0.200	--	ND	0.983	--		1
1,3,5-Trimethylbenzene	ND	0.200	--	ND	0.983	--		1
1,2,4-Trimethylbenzene	ND	0.200	--	ND	0.983	--		1
Benzyl chloride	ND	0.200	--	ND	1.04	--		1
1,3-Dichlorobenzene	ND	0.200	--	ND	1.20	--		1
1,4-Dichlorobenzene	ND	0.200	--	ND	1.20	--		1
1,2-Dichlorobenzene	ND	0.200	--	ND	1.20	--		1
1,2,4-Trichlorobenzene	ND	0.200	--	ND	1.48	--		1
Naphthalene	ND	0.190	--	ND	0.996	--		1
Hexachlorobutadiene	ND	0.200	--	ND	2.13	--		1

Project Name: 136 FULLER ROAD
Project Number: 2222575.05
Lab Number: L2510346
Report Date: 03/17/25

Method Blank Analysis
Batch Quality Control

Analytical Method: 48,TO-15-SIM
Analytical Date: 03/13/25 19:22

Parameter	ppbV Results	ppbV RL	ppbV MDL	ug/m3 Results	ug/m3 RL	ug/m3 MDL	Qualifier	Dilution Factor
Volatile Organics in Air by SIM - Mansfield Air Lab for sample(s): 01 Batch: WG2040291-4								
1,2,4-Trichlorobenzene	ND	0.050	--	ND	0.371	--		1
Naphthalene	ND	0.050	--	ND	0.262	--		1

Lab Control Sample Analysis
Batch Quality Control

Project Name: 136 FULLER ROAD
Project Number: 2222575.05

Lab Number: L2510346
Report Date: 03/17/25

Parameter	LCS %Recovery	Qual	LCSD %Recovery	Qual	%Recovery Limits	RPD	Qual	RPD Limits
Volatile Organics in Air - Mansfield Air Lab	Associated sample(s): 01		Batch: WG2040290-3					
Dichlorodifluoromethane	98		-		70-130	-		
Chloromethane	**67**	Q	-		70-130	-		
Freon-114	95		-		70-130	-		
Vinyl chloride	104		-		70-130	-		
1,3-Butadiene	92		-		70-130	-		
Bromomethane	102		-		70-130	-		
Chloroethane	102		-		70-130	-		
Ethanol	76		-		40-160	-		
Vinyl bromide	94		-		70-130	-		
Acetone	93		-		40-160	-		
Trichlorofluoromethane	74		-		70-130	-		
Isopropanol	82		-		40-160	-		
1,1-Dichloroethene	94		-		70-130	-		
Tertiary butyl Alcohol	80		-		70-130	-		
Methylene chloride	75		-		70-130	-		
3-Chloropropene	87		-		70-130	-		
Carbon disulfide	114		-		70-130	-		
Freon-113	97		-		70-130	-		
trans-1,2-Dichloroethene	96		-		70-130	-		
1,1-Dichloroethane	84		-		70-130	-		
Methyl tert butyl ether	105		-		70-130	-		
2-Butanone	89		-		70-130	-		
cis-1,2-Dichloroethene	84		-		70-130	-		

Lab Control Sample Analysis
Batch Quality Control

Project Name: 136 FULLER ROAD
Project Number: 2222575.05

Lab Number: L2510346
Report Date: 03/17/25

Parameter	LCS %Recovery	Qual	LCSD %Recovery	Qual	%Recovery Limits	RPD	Qual	RPD Limits
Volatile Organics in Air - Mansfield Air Lab Associated sample(s): 01 Batch: WG2040290-3								
Ethyl Acetate	101		-		70-130	-		
Chloroform	89		-		70-130	-		
Tetrahydrofuran	96		-		70-130	-		
1,2-Dichloroethane	72		-		70-130	-		
n-Hexane	121		-		70-130	-		
1,1,1-Trichloroethane	92		-		70-130	-		
Benzene	109		-		70-130	-		
Carbon tetrachloride	93		-		70-130	-		
Cyclohexane	123		-		70-130	-		
1,2-Dichloropropane	96		-		70-130	-		
Bromodichloromethane	115		-		70-130	-		
1,4-Dioxane	111		-		70-130	-		
Trichloroethene	106		-		70-130	-		
2,2,4-Trimethylpentane	122		-		70-130	-		
Heptane	107		-		70-130	-		
cis-1,3-Dichloropropene	120		-		70-130	-		
4-Methyl-2-pentanone	101		-		70-130	-		
trans-1,3-Dichloropropene	120		-		70-130	-		
1,1,2-Trichloroethane	107		-		70-130	-		
Toluene	101		-		70-130	-		
2-Hexanone	102		-		70-130	-		
Dibromochloromethane	130		-		70-130	-		
1,2-Dibromoethane	112		-		70-130	-		

Lab Control Sample Analysis
Batch Quality Control

Project Name: 136 FULLER ROAD
Project Number: 2222575.05

Lab Number: L2510346
Report Date: 03/17/25

Parameter	LCS %Recovery	Qual	LCSD %Recovery	Qual	%Recovery Limits	RPD	Qual	RPD Limits
Volatile Organics in Air - Mansfield Air Lab	Associated sample(s): 01		Batch: WG2040290-3					
Tetrachloroethene	104		-		70-130	-		
Chlorobenzene	105		-		70-130	-		
Ethylbenzene	101		-		70-130	-		
p/m-Xylene	103		-		70-130	-		
Bromoform	**136**	Q	-		70-130	-		
Styrene	107		-		70-130	-		
1,1,2,2-Tetrachloroethane	104		-		70-130	-		
o-Xylene	106		-		70-130	-		
4-Ethyltoluene	114		-		70-130	-		
1,3,5-Trimethylbenzene	103		-		70-130	-		
1,2,4-Trimethylbenzene	102		-		70-130	-		
Benzyl chloride	96		-		70-130	-		
1,3-Dichlorobenzene	98		-		70-130	-		
1,4-Dichlorobenzene	100		-		70-130	-		
1,2-Dichlorobenzene	96		-		70-130	-		
1,2,4-Trichlorobenzene	71		-		70-130	-		
Naphthalene	**67**	Q	-		70-130	-		
Hexachlorobutadiene	**50**	Q	-		70-130	-		

Lab Control Sample Analysis
Batch Quality Control

Project Name: 136 FULLER ROAD
Project Number: 2222575.05

Lab Number: L2510346
Report Date: 03/17/25

Parameter	LCS %Recovery	Qual	LCSD %Recovery	Qual	%Recovery Limits	RPD	Qual	RPD Limits
Volatile Organics in Air by SIM - Mansfield Air Lab Associated sample(s): 01 Batch: WG2040291-3								
1,2,4-Trichlorobenzene	103		-		70-130	-		25
Naphthalene	95		-		70-130	-		25

Project Name: 136 FULLER ROAD

Lab Number: L2510346

Project Number: 2222575.05

Report Date: 03/17/25

Canister and Flow Controller Information

Samplenum	Client ID	Media ID	Media Type	Date Prepared	Bottle Order	Cleaning Batch ID	Can Leak Check	Initial Pressure (in. Hg)	Pressure on Receipt	Flow Controler Leak Chk	Flow Out mL/min	Flow In	% RPD
L2510346-01	EFFLUENT_FEB25	669	1.0L Can	02/12/25	504964	L2507266-06	Pass	-29.5	0.0	-	-	-	-

Project Name: BATCH CANISTER CERTIFICATION
Project Number: CANISTER QC BAT
Lab Number: L2507266
Report Date: 03/17/25

Air Canister Certification Results

Lab ID: L2507266-06
Client ID: CAN 3806 SHELF 77
Sample Location:

Date Collected: 02/10/25 16:00
Date Received: 02/10/25
Field Prep: Not Specified

Sample Depth:
Matrix: Air
Anaytical Method: 48,TO-15
Analytical Date: 02/11/25 01:28
Analyst: KJD

	ppbV			ug/m3				
Parameter	**Results**	**RL**	**MDL**	**Results**	**RL**	**MDL**	**Qualifier**	**Dilution Factor**
Volatile Organics in Air - Mansfield Air Lab								
Chlorodifluoromethane	ND	0.200	--	ND	0.707	--		1
Propylene	ND	0.500	--	ND	0.861	--		1
Propane	ND	0.500	--	ND	0.902	--		1
Dichlorodifluoromethane	ND	0.200	--	ND	0.989	--		1
Chloromethane	ND	0.200	--	ND	0.413	--		1
Freon-114	ND	0.200	--	ND	1.40	--		1
Methanol	ND	5.00	--	ND	6.55	--		1
Vinyl chloride	ND	0.200	--	ND	0.511	--		1
1,3-Butadiene	ND	0.200	--	ND	0.442	--		1
Butane	ND	0.200	--	ND	0.475	--		1
Bromomethane	ND	0.200	--	ND	0.777	--		1
Chloroethane	ND	0.200	--	ND	0.528	--		1
Ethanol	ND	5.00	--	ND	9.42	--		1
Dichlorofluoromethane	ND	0.200	--	ND	0.842	--		1
Vinyl bromide	ND	0.200	--	ND	0.874	--		1
Acrolein	ND	0.500	--	ND	1.15	--		1
Acetone	ND	1.00	--	ND	2.38	--		1
Acetonitrile	ND	0.200	--	ND	0.336	--		1
Trichlorofluoromethane	ND	0.200	--	ND	1.12	--		1
Isopropanol	ND	1.00	--	ND	2.46	--		1
Acrylonitrile	ND	0.500	--	ND	1.09	--		1
Pentane	ND	0.200	--	ND	0.590	--		1
Ethyl ether	ND	0.200	--	ND	0.606	--		1
1,1-Dichloroethene	ND	0.200	--	ND	0.793	--		1

Project Name: BATCH CANISTER CERTIFICATION
Project Number: CANISTER QC BAT
Lab Number: L2507266
Report Date: 03/17/25

Air Canister Certification Results

Lab ID: L2507266-06
Client ID: CAN 3806 SHELF 77
Sample Location:

Date Collected: 02/10/25 16:00
Date Received: 02/10/25
Field Prep: Not Specified

Sample Depth:

Parameter	ppbV Results	ppbV RL	ppbV MDL	ug/m3 Results	ug/m3 RL	ug/m3 MDL	Qualifier	Dilution Factor
Volatile Organics in Air - Mansfield Air Lab								
Tertiary butyl Alcohol	ND	0.500	--	ND	1.52	--		1
Methylene chloride	ND	0.500	--	ND	1.74	--		1
3-Chloropropene	ND	0.200	--	ND	0.626	--		1
Carbon disulfide	ND	0.200	--	ND	0.623	--		1
Freon-113	ND	0.200	--	ND	1.53	--		1
trans-1,2-Dichloroethene	ND	0.200	--	ND	0.793	--		1
1,1-Dichloroethane	ND	0.200	--	ND	0.809	--		1
Methyl tert butyl ether	ND	0.200	--	ND	0.721	--		1
Vinyl acetate	ND	1.00	--	ND	3.52	--		1
2-Butanone	ND	0.500	--	ND	1.47	--		1
Xylenes, total	ND	0.600	--	ND	0.869	--		1
cis-1,2-Dichloroethene	ND	0.200	--	ND	0.793	--		1
Ethyl Acetate	ND	0.500	--	ND	1.80	--		1
Chloroform	ND	0.200	--	ND	0.977	--		1
Tetrahydrofuran	ND	0.500	--	ND	1.47	--		1
2,2-Dichloropropane	ND	0.200	--	ND	0.924	--		1
1,2-Dichloroethane	ND	0.200	--	ND	0.809	--		1
n-Hexane	ND	0.200	--	ND	0.705	--		1
Diisopropyl ether	ND	0.200	--	ND	0.836	--		1
tert-Butyl Ethyl Ether	ND	0.200	--	ND	0.836	--		1
1,2-Dichloroethene (total)	ND	1.00	--	ND	1.00	--		1
1,1,1-Trichloroethane	ND	0.200	--	ND	1.09	--		1
1,1-Dichloropropene	ND	0.200	--	ND	0.908	--		1
Benzene	ND	0.200	--	ND	0.639	--		1
Carbon tetrachloride	ND	0.200	--	ND	1.26	--		1
Cyclohexane	ND	0.200	--	ND	0.688	--		1
tert-Amyl Methyl Ether	ND	0.200	--	ND	0.836	--		1

Project Name: BATCH CANISTER CERTIFICATION
Project Number: CANISTER QC BAT

Lab Number: L2507266
Report Date: 03/17/25

Air Canister Certification Results

Lab ID: L2507266-06
Client ID: CAN 3806 SHELF 77
Sample Location:

Date Collected: 02/10/25 16:00
Date Received: 02/10/25
Field Prep: Not Specified

Sample Depth:

Parameter	ppbV Results	ppbV RL	ppbV MDL	ug/m3 Results	ug/m3 RL	ug/m3 MDL	Qualifier	Dilution Factor
Volatile Organics in Air - Mansfield Air Lab								
Dibromomethane	ND	0.200	--	ND	1.42	--		1
1,2-Dichloropropane	ND	0.200	--	ND	0.924	--		1
Bromodichloromethane	ND	0.200	--	ND	1.34	--		1
1,4-Dioxane	ND	0.200	--	ND	0.721	--		1
Trichloroethene	ND	0.200	--	ND	1.07	--		1
2,2,4-Trimethylpentane	ND	0.200	--	ND	0.934	--		1
Methyl Methacrylate	ND	0.500	--	ND	2.05	--		1
Heptane	ND	0.200	--	ND	0.820	--		1
cis-1,3-Dichloropropene	ND	0.200	--	ND	0.908	--		1
4-Methyl-2-pentanone	ND	0.500	--	ND	2.05	--		1
trans-1,3-Dichloropropene	ND	0.200	--	ND	0.908	--		1
1,1,2-Trichloroethane	ND	0.200	--	ND	1.09	--		1
Toluene	ND	0.200	--	ND	0.754	--		1
1,3-Dichloropropane	ND	0.200	--	ND	0.924	--		1
2-Hexanone	ND	0.200	--	ND	0.820	--		1
Dibromochloromethane	ND	0.200	--	ND	1.70	--		1
1,2-Dibromoethane	ND	0.200	--	ND	1.54	--		1
Butyl acetate	ND	0.500	--	ND	2.38	--		1
Octane	ND	0.200	--	ND	0.934	--		1
Tetrachloroethene	ND	0.200	--	ND	1.36	--		1
1,1,1,2-Tetrachloroethane	ND	0.200	--	ND	1.37	--		1
Chlorobenzene	ND	0.200	--	ND	0.921	--		1
Ethylbenzene	ND	0.200	--	ND	0.869	--		1
p/m-Xylene	ND	0.400	--	ND	1.74	--		1
Bromoform	ND	0.200	--	ND	2.07	--		1
Styrene	ND	0.200	--	ND	0.852	--		1
1,1,2,2-Tetrachloroethane	ND	0.200	--	ND	1.37	--		1

Project Name: BATCH CANISTER CERTIFICATION
Project Number: CANISTER QC BAT
Lab Number: L2507266
Report Date: 03/17/25

Air Canister Certification Results

Lab ID: L2507266-06
Client ID: CAN 3806 SHELF 77
Sample Location:

Date Collected: 02/10/25 16:00
Date Received: 02/10/25
Field Prep: Not Specified

Sample Depth:

Parameter	ppbV Results	ppbV RL	ppbV MDL	ug/m3 Results	ug/m3 RL	ug/m3 MDL	Qualifier	Dilution Factor
Volatile Organics in Air - Mansfield Air Lab								
o-Xylene	ND	0.200	--	ND	0.869	--		1
1,2,3-Trichloropropane	ND	0.200	--	ND	1.21	--		1
Nonane	ND	0.200	--	ND	1.05	--		1
Isopropylbenzene	ND	0.200	--	ND	0.983	--		1
Bromobenzene	ND	0.200	--	ND	0.793	--		1
2-Chlorotoluene	ND	0.200	--	ND	1.04	--		1
n-Propylbenzene	ND	0.200	--	ND	0.983	--		1
4-Chlorotoluene	ND	0.200	--	ND	1.04	--		1
4-Ethyltoluene	ND	0.200	--	ND	0.983	--		1
1,3,5-Trimethylbenzene	ND	0.200	--	ND	0.983	--		1
tert-Butylbenzene	ND	0.200	--	ND	1.10	--		1
1,2,4-Trimethylbenzene	ND	0.200	--	ND	0.983	--		1
Decane	ND	0.200	--	ND	1.16	--		1
Benzyl chloride	ND	0.200	--	ND	1.04	--		1
1,3-Dichlorobenzene	ND	0.200	--	ND	1.20	--		1
1,4-Dichlorobenzene	ND	0.200	--	ND	1.20	--		1
sec-Butylbenzene	ND	0.200	--	ND	1.10	--		1
p-Isopropyltoluene	ND	0.200	--	ND	1.10	--		1
1,2-Dichlorobenzene	ND	0.200	--	ND	1.20	--		1
n-Butylbenzene	ND	0.200	--	ND	1.10	--		1
1,2-Dibromo-3-chloropropane	ND	0.200	--	ND	1.93	--		1
Undecane	ND	0.200	--	ND	1.28	--		1
Dodecane	ND	0.200	--	ND	1.39	--		1
1,2,4-Trichlorobenzene	ND	0.200	--	ND	1.48	--		1
Naphthalene	ND	0.200	--	ND	0.996	--		1
1,2,3-Trichlorobenzene	ND	0.200	--	ND	1.48	--		1
Hexachlorobutadiene	ND	0.200	--	ND	2.13	--		1

Project Name: BATCH CANISTER CERTIFICATION
Project Number: CANISTER QC BAT
Lab Number: L2507266
Report Date: 03/17/25

Air Canister Certification Results

Lab ID: L2507266-06
Client ID: CAN 3806 SHELF 77
Sample Location:

Date Collected: 02/10/25 16:00
Date Received: 02/10/25
Field Prep: Not Specified

Sample Depth:

Parameter	ppbV Results	ppbV RL	ppbV MDL	ug/m3 Results	ug/m3 RL	ug/m3 MDL	Qualifier	Dilution Factor
Volatile Organics in Air - Mansfield Air Lab								

	Results	Qualifier	Units	RDL	Dilution Factor
Tentatively Identified Compounds					

No Tentatively Identified Compounds

Internal Standard	% Recovery	Qualifier	Acceptance Criteria
1,4-Difluorobenzene	89		60-140
Bromochloromethane	97		60-140
chlorobenzene-d5	95		60-140

Project Name: BATCH CANISTER CERTIFICATION
Project Number: CANISTER QC BAT

Lab Number: L2507266
Report Date: 03/17/25

Air Canister Certification Results

Lab ID: L2507266-06
Client ID: CAN 3806 SHELF 77
Sample Location:

Date Collected: 02/10/25 16:00
Date Received: 02/10/25
Field Prep: Not Specified

Sample Depth:
Matrix: Air
Anaytical Method: 48,TO-15-SIM
Analytical Date: 02/11/25 01:28
Analyst: KJD

	ppbV			ug/m3				
Parameter	**Results**	**RL**	**MDL**	**Results**	**RL**	**MDL**	**Qualifier**	**Dilution Factor**
Volatile Organics in Air by SIM - Mansfield Air Lab								
Dichlorodifluoromethane	ND	0.200	--	ND	0.989	--		1
Chloromethane	ND	0.200	--	ND	0.413	--		1
Freon-114	ND	0.050	--	ND	0.349	--		1
Vinyl chloride	ND	0.020	--	ND	0.051	--		1
1,3-Butadiene	ND	0.020	--	ND	0.044	--		1
Bromomethane	ND	0.020	--	ND	0.078	--		1
Chloroethane	ND	0.100	--	ND	0.264	--		1
Acrolein	ND	0.050	--	ND	0.115	--		1
Acetone	ND	1.00	--	ND	2.38	--		1
Trichlorofluoromethane	ND	0.050	--	ND	0.281	--		1
Acrylonitrile	ND	0.500	--	ND	1.09	--		1
1,1-Dichloroethene	ND	0.020	--	ND	0.079	--		1
Methylene chloride	ND	0.500	--	ND	1.74	--		1
Freon-113	ND	0.050	--	ND	0.383	--		1
trans-1,2-Dichloroethene	ND	0.020	--	ND	0.079	--		1
1,1-Dichloroethane	ND	0.020	--	ND	0.081	--		1
Methyl tert butyl ether	ND	0.200	--	ND	0.721	--		1
2-Butanone	ND	0.500	--	ND	1.47	--		1
cis-1,2-Dichloroethene	ND	0.020	--	ND	0.079	--		1
Chloroform	ND	0.020	--	ND	0.098	--		1
1,2-Dichloroethane	ND	0.020	--	ND	0.081	--		1
1,1,1-Trichloroethane	ND	0.020	--	ND	0.109	--		1
Benzene	ND	0.100	--	ND	0.319	--		1
Carbon tetrachloride	ND	0.020	--	ND	0.126	--		1

Project Name: BATCH CANISTER CERTIFICATION
Project Number: CANISTER QC BAT
Lab Number: L2507266
Report Date: 03/17/25

Air Canister Certification Results

Lab ID: L2507266-06
Client ID: CAN 3806 SHELF 77
Sample Location:

Date Collected: 02/10/25 16:00
Date Received: 02/10/25
Field Prep: Not Specified

Sample Depth:

Parameter	ppbV Results	ppbV RL	ppbV MDL	ug/m3 Results	ug/m3 RL	ug/m3 MDL	Qualifier	Dilution Factor
Volatile Organics in Air by SIM - Mansfield Air Lab								
1,2-Dichloropropane	ND	0.020	--	ND	0.092	--		1
Bromodichloromethane	ND	0.020	--	ND	0.134	--		1
1,4-Dioxane	ND	0.100	--	ND	0.360	--		1
Trichloroethene	ND	0.020	--	ND	0.107	--		1
cis-1,3-Dichloropropene	ND	0.020	--	ND	0.091	--		1
4-Methyl-2-pentanone	ND	0.500	--	ND	2.05	--		1
trans-1,3-Dichloropropene	ND	0.020	--	ND	0.091	--		1
1,1,2-Trichloroethane	ND	0.020	--	ND	0.109	--		1
Toluene	ND	0.100	--	ND	0.377	--		1
Dibromochloromethane	ND	0.020	--	ND	0.170	--		1
1,2-Dibromoethane	ND	0.020	--	ND	0.154	--		1
Tetrachloroethene	ND	0.020	--	ND	0.136	--		1
1,1,1,2-Tetrachloroethane	ND	0.020	--	ND	0.137	--		1
Chlorobenzene	ND	0.100	--	ND	0.461	--		1
Ethylbenzene	ND	0.020	--	ND	0.087	--		1
p/m-Xylene	ND	0.040	--	ND	0.174	--		1
Bromoform	ND	0.020	--	ND	0.207	--		1
Styrene	ND	0.020	--	ND	0.085	--		1
1,1,2,2-Tetrachloroethane	ND	0.020	--	ND	0.137	--		1
o-Xylene	ND	0.020	--	ND	0.087	--		1
Isopropylbenzene	ND	0.200	--	ND	0.983	--		1
4-Ethyltoluene	ND	0.020	--	ND	0.098	--		1
1,3,5-Trimethybenzene	ND	0.020	--	ND	0.098	--		1
1,2,4-Trimethylbenzene	ND	0.020	--	ND	0.098	--		1
Benzyl chloride	ND	0.100	--	ND	0.518	--		1
1,3-Dichlorobenzene	ND	0.020	--	ND	0.120	--		1
1,4-Dichlorobenzene	ND	0.020	--	ND	0.120	--		1

Project Name: BATCH CANISTER CERTIFICATION
Project Number: CANISTER QC BAT
Lab Number: L2507266
Report Date: 03/17/25

Air Canister Certification Results

Lab ID: L2507266-06
Client ID: CAN 3806 SHELF 77
Sample Location:

Date Collected: 02/10/25 16:00
Date Received: 02/10/25
Field Prep: Not Specified

Sample Depth:

Parameter	ppbV Results	ppbV RL	ppbV MDL	ug/m3 Results	ug/m3 RL	ug/m3 MDL	Qualifier	Dilution Factor
Volatile Organics in Air by SIM - Mansfield Air Lab								
sec-Butylbenzene	ND	0.200	--	ND	1.10	--		1
p-Isopropyltoluene	ND	0.200	--	ND	1.10	--		1
1,2-Dichlorobenzene	ND	0.020	--	ND	0.120	--		1
n-Butylbenzene	ND	0.200	--	ND	1.10	--		1
1,2,4-Trichlorobenzene	ND	0.050	--	ND	0.371	--		1
Naphthalene	ND	0.050	--	ND	0.262	--		1
1,2,3-Trichlorobenzene	ND	0.050	--	ND	0.371	--		1
Hexachlorobutadiene	ND	0.050	--	ND	0.533	--		1

Internal Standard	% Recovery	Qualifier	Acceptance Criteria
1,4-difluorobenzene	88		60-140
bromochloromethane	98		60-140
chlorobenzene-d5	94		60-140

Project Name: 136 FULLER ROAD
Project Number: 2222575.05

Lab Number: L2510346
Report Date: 03/17/25

Sample Receipt and Container Information

Were project specific reporting limits specified? YES

Cooler Information

Cooler	***Custody Seal***
NA	Absent

Container Information

Container ID	***Container Type***	***Cooler***	***Initial pH***	***Final pH***	***Temp deg C***	***Pres***	***Seal***	***Frozen Date/Time***	***Analysis(*)***
L2510346-01A	Canister - 1L (Batch Certified)	NA	NA			Y	Absent		TO15-LL(30),TO15-SIM(30)

*Values in parentheses indicate holding time in days

Project Name:	136 FULLER ROAD	**Lab Number:**	L2510346
Project Number:	2222575.05	**Report Date:**	03/17/25

GLOSSARY

Acronyms

DL - Detection Limit: This value represents the level to which target analyte concentrations are reported as estimated values, when those target analyte concentrations are quantified below the limit of quantitation (LOQ). The DL includes any adjustments from dilutions, concentrations or moisture content, where applicable. (DoD report formats only.)

EDL - Estimated Detection Limit: This value represents the level to which target analyte concentrations are reported as estimated values, when those target analyte concentrations are quantified below the reporting limit (RL). The EDL includes any adjustments from dilutions, concentrations or moisture content, where applicable. The use of EDLs is specific to the analysis of PAHs using Solid-Phase Microextraction (SPME).

EMPC - Estimated Maximum Possible Concentration: The concentration that results from the signal present at the retention time of an analyte when the ions meet all of the identification criteria except the ion abundance ratio criteria. An EMPC is a worst-case estimate of the concentration.

EPA - Environmental Protection Agency.

LCS - Laboratory Control Sample: A sample matrix, free from the analytes of interest, spiked with verified known amounts of analytes or a material containing known and verified amounts of analytes.

LCSD - Laboratory Control Sample Duplicate: Refer to LCS.

LFB - Laboratory Fortified Blank: A sample matrix, free from the analytes of interest, spiked with verified known amounts of analytes or a material containing known and verified amounts of analytes.

LOD - Limit of Detection: This value represents the level to which a target analyte can reliably be detected for a specific analyte in a specific matrix by a specific method. The LOD includes any adjustments from dilutions, concentrations or moisture content, where applicable. (DoD report formats only.)

LOQ - Limit of Quantitation: The value at which an instrument can accurately measure an analyte at a specific concentration. The LOQ includes any adjustments from dilutions, concentrations or moisture content, where applicable. (DoD report formats only.)

Limit of Quantitation: The value at which an instrument can accurately measure an analyte at a specific concentration. The LOQ includes any adjustments from dilutions, concentrations or moisture content, where applicable. (DoD report formats only.)

MDL - Method Detection Limit: This value represents the level to which target analyte concentrations are reported as estimated values, when those target analyte concentrations are quantified below the reporting limit (RL). The MDL includes any adjustments from dilutions, concentrations or moisture content, where applicable.

MS - Matrix Spike Sample: A sample prepared by adding a known mass of target analyte to a specified amount of matrix sample for which an independent estimate of target analyte concentration is available. For Method 332.0, the spike recovery is calculated using the native concentration, including estimated values.

MSD - Matrix Spike Sample Duplicate: Refer to MS.

NA - Not Applicable.

NC - Not Calculated: Term is utilized when one or more of the results utilized in the calculation are non-detect at the parameter's reporting unit.

NDPA/DPA - N-Nitrosodiphenylamine/Diphenylamine.

NI - Not Ignitable.

NP - Non-Plastic: Term is utilized for the analysis of Atterberg Limits in soil.

NR - No Results: Term is utilized when 'No Target Compounds Requested' is reported for the analysis of Volatile or Semivolatile Organic TIC only requests.

RL - Reporting Limit: The value at which an instrument can accurately measure an analyte at a specific concentration. The RL includes any adjustments from dilutions, concentrations or moisture content, where applicable.

RPD - Relative Percent Difference: The results from matrix and/or matrix spike duplicates are primarily designed to assess the precision of analytical results in a given matrix and are expressed as relative percent difference (RPD). Values which are less than five times the reporting limit for any individual parameter are evaluated by utilizing the absolute difference between the values; although the RPD value will be provided in the report.

SRM - Standard Reference Material: A reference sample of a known or certified value that is of the same or similar matrix as the associated field samples.

STLP - Semi-dynamic Tank Leaching Procedure per EPA Method 1315.

TEF - Toxic Equivalency Factors: The values assigned to each dioxin and furan to evaluate their toxicity relative to 2,3,7,8-TCDD.

TEQ - Toxic Equivalent: The measure of a sample's toxicity derived by multiplying each dioxin and furan by its corresponding TEF and then summing the resulting values.

TIC - Tentatively Identified Compound: A compound that has been identified to be present and is not part of the target compound list (TCL) for the method and/or program. All TICs are qualitatively identified and reported as estimated concentrations.

Report Format: Data Usability Report

Project Name:	136 FULLER ROAD	**Lab Number:**	L2510346
Project Number:	2222575.05	**Report Date:**	03/17/25

Footnotes

1 - The reference for this analyte should be considered modified since this analyte is absent from the target analyte list of the original method.

Terms

Analytical Method: Both the document from which the method originates and the analytical reference method. (Example: EPA 8260B is shown as 1,8260B.) The codes for the reference method documents are provided in the References section of the Addendum.

Chlordane: The target compound Chlordane (CAS No. 57-74-9) is reported for GC ECD analyses. Per EPA,this compound "refers to a mixture of chlordane isomers, other chlorinated hydrocarbons and numerous other components." (Reference: USEPA Toxicological Review of Chlordane, In Support of Summary Information on the Integrated Risk Information System (IRIS), December 1997.)

Difference: With respect to Total Oxidizable Precursor (TOP) Assay analysis, the difference is defined as the Post-Treatment value minus the Pre-Treatment value.

Final pH: As it pertains to Sample Receipt & Container Information section of the report, Final pH reflects pH of container determined after adjustment at the laboratory, if applicable. If no adjustment required, value reflects Initial pH.

Frozen Date/Time: With respect to Volatile Organics in soil, Frozen Date/Time reflects the date/time at which associated Reagent Water-preserved vials were initially frozen. Note: If frozen date/time is beyond 48 hours from sample collection, value will be reflected in 'bold'.

Gasoline Range Organics (GRO): Gasoline Range Organics (GRO) results include all chromatographic peaks eluting from Methyl tert butyl ether through Naphthalene, with the exception of GRO analysis in support of State of Ohio programs, which includes all chromatographic peaks eluting from Hexane through Dodecane.

Initial pH: As it pertains to Sample Receipt & Container Information section of the report, Initial pH reflects pH of container determined upon receipt, if applicable.

PAH Total: With respect to Alkylated PAH analyses, the 'PAHs, Total' result is defined as the summation of results for all or a subset of the following compounds: Naphthalene, C1-C4 Naphthalenes, 2-Methylnaphthalene, 1-Methylnaphthalene, Biphenyl, Acenaphthylene, Acenaphthene, Fluorene, C1-C3 Fluorenes, Phenanthrene, C1-C4 Phenanthrenes/Anthracenes, Anthracene, Fluoranthene, Pyrene, C1-C4 Fluoranthenes/Pyrenes, Benz(a)anthracene, Chrysene, C1-C4 Chrysenes, Benzo(b)fluoranthene, Benzo(j)+(k)fluoranthene, Benzo(e)pyrene, Benzo(a)pyrene, Perylene, Indeno(1,2,3-cd)pyrene, Dibenz(ah)+(ac)anthracene, Benzo(g,h,i)perylene. If a 'Total' result is requested, the results of its individual components will also be reported.

PFAS Total: With respect to PFAS analyses, the 'PFAS, Total (5)' result is defined as the summation of results for: PFHpA, PFHxS, PFOA, PFNA and PFOS. In addition, the 'PFAS, Total (6)' result is defined as the summation of results for: PFHpA, PFHxS, PFOA, PFNA, PFDA and PFOS. For MassDEP DW compliance analysis only, the 'PFAS, Total (6)' result is defined as the summation of results at or above the RL. Note: If a 'Total' result is requested, the results of its individual components will also be reported.

Total: With respect to Organic analyses, a 'Total' result is defined as the summation of results for individual isomers or Aroclors. If a 'Total' result is requested, the results of its individual components will also be reported. This is applicable to 'Total' results for methods 8260, 8081 and 8082.

Data Qualifiers

A - Spectra identified as "Aldol Condensates" are byproducts of the extraction/concentration procedures when acetone is introduced in the process.

B - The analyte was detected above the reporting limit in the associated method blank. Flag only applies to associated field samples that have detectable concentrations of the analyte at less than ten times (10x) the concentration found in the blank. For MCP-related projects, flag only applies to associated field samples that have detectable concentrations of the analyte at less than ten times (10x) the concentration found in the blank. For DOD-related projects, flag only applies to associated field samples that have detectable concentrations of the analyte at less than ten times (10x) the concentration found in the blank AND the analyte was detected above one-half the reporting limit (or above the reporting limit for common lab contaminants) in the associated method blank. For NJ-Air-related projects, flag only applies to associated field samples that have detectable concentrations of the analyte above the reporting limit. For NJ-related projects (excluding Air), flag only applies to associated field samples that have detectable concentrations of the analyte, which was detected above the reporting limit in the associated method blank or above five times the reporting limit for common lab contaminants (Phthalates, Acetone, Methylene Chloride, 2-Butanone).

C - Co-elution: The target analyte co-elutes with a known lab standard (i.e. surrogate, internal standards, etc.) for co-extracted analyses.

D - Concentration of analyte was quantified from diluted analysis. Flag only applies to field samples that have detectable concentrations of the analyte.

E - Concentration of analyte exceeds the range of the calibration curve and/or linear range of the instrument.

F - The ratio of quantifier ion response to qualifier ion response falls outside of the laboratory criteria. Results are considered to be an estimated maximum concentration.

G - The concentration may be biased high due to matrix interferences (i.e, co-elution) with non-target compound(s). The result should be considered estimated.

H - The analysis of pH was performed beyond the regulatory-required holding time of 15 minutes from the time of sample collection.

I - The lower value for the two columns has been reported due to obvious interference.

J - Estimated value. This represents an estimated concentration for Tentatively Identified Compounds (TICs).

M - Reporting Limit (RL) exceeds the MCP CAM Reporting Limit for this analyte.

Report Format: Data Usability Report

Project Name:	136 FULLER ROAD	**Lab Number:**	L2510346
Project Number:	2222575.05	**Report Date:**	03/17/25

Data Qualifiers

ND - Not detected at the reporting limit (RL) for the sample.

NJ - Presumptive evidence of compound. This represents an estimated concentration for Tentatively Identified Compounds (TICs), where the identification is based on a mass spectral library search.

P - The RPD between the results for the two columns exceeds the method-specified criteria.

Q - The quality control sample exceeds the associated acceptance criteria. For DOD-related projects, LCS and/or Continuing Calibration Standard exceedences are also qualified on all associated sample results. Note: This flag is not applicable for matrix spike recoveries when the sample concentration is greater than 4x the spike added or for batch duplicate RPD when the sample concentrations are less than 5x the RL. (Metals only.)

R - Analytical results are from sample re-analysis.

RE - Analytical results are from sample re-extraction.

S - Analytical results are from modified screening analysis.

V - The surrogate associated with this target analyte has a recovery outside the QC acceptance limits. (Applicable to MassDEP DW Compliance samples only.)

Z - The batch matrix spike and/or duplicate associated with this target analyte has a recovery/RPD outside the QC acceptance limits. (Applicable to MassDEP DW Compliance samples only.)

Report Format: Data Usability Report

Project Name: 136 FULLER ROAD
Project Number: 2222575.05

Lab Number: L2510346
Report Date: 03/17/25

REFERENCES

48 Compendium of Methods for the Determination of Toxic Organic Compounds in Ambient Air. Second Edition. EPA/625/R-96/010b, January 1999.

LIMITATION OF LIABILITIES

Pace Analytical Services performs services with reasonable care and diligence normal to the analytical testing laboratory industry. In the event of an error, the sole and exclusive responsibility of Pace Analytical Services shall be to re-perform the work at it's own expense. In no event shall Pace Analytical Services be held liable for any incidental, consequential or special damages, including but not limited to, damages in any way connected with the use of, interpretation of, information or analysis provided by Pace Analytical Services.

We strongly urge our clients to comply with EPA protocol regarding sample volume, preservation, cooling, containers, sampling procedures, holding time and splitting of samples in the field.

Certification Information

The following analytes are not included in our Primary NELAP Scope of Accreditation:

Westborough Facility – 8 Walkup Dr. Westborough, MA 01581
EPA 624.1: m/p-xylene, o-xylene, Naphthalene
EPA 625.1: alpha-Terpineol
EPA 8260D: NPW: 1,2,4,5-Tetramethylbenzene; 4-Ethyltoluene; SCM: Iodomethane (methyl iodide), 1,2,4,5-Tetramethylbenzene; 4-Ethyltoluene.
EPA 8270E: NPW: Dimethylnaphthalene,1,4-Diphenylhydrazine, alpha-Terpineol, Azobenzene; SCM: Dimethylnaphthalene,1,4-Diphenylhydrazine.
SM4500: NPW: Amenable Cyanide; SCM: Total Phosphorus, TKN, NO2, NO3.

Mansfield Facility – 320 Forbes Blvd. Mansfield, MA 02048
SM 2540D: TSS.
EPA TO-15: Halothane, 2,4,4-Trimethyl-2-pentene, 2,4,4-Trimethyl-1-pentene, Thiophene, 2-Methylthiophene, 3-Methylthiophene, 2-Ethylthiophene, 1,2,3-Trimethylbenzene, Indan, Indene, 1,2,4,5-Tetramethylbenzene, Benzothiophene, 1-Methylnaphthalene.
MADEP-APH.
Nonpotable Water: EPA RSK-175 Dissolved Gases
Biological Tissue Matrix: EPA 3050B

Mansfield Facility – 120 Forbes Blvd. Mansfield, MA 02048
EPA TO-15: Halothane, 2,4,4-Trimethyl-2-pentene, 2,4,4-Trimethyl-1-pentene, Thiophene, 2-Methylthiophene, 3-Methylthiophene, 2-Ethylthiophene, 1,2,3-Trimethylbenzene, Indan, Indene, 1,2,4,5-Tetramethylbenzene, Benzothiophene, 1-Methylnaphthalene.
Nonpotable Water: EPA RSK-175 Dissolved Gases

The following test method is not included in our New Jersey Secondary NELAP Scope of Accreditation:

Mansfield Facility – 320 Forbes Blvd. Mansfield, MA 02048
Determination of Selected Perfluorinated Alkyl Substances by Solid Phase Extraction and Liquid Chromatography/Tandem Mass Spectrometry Isotope Dilution (via Alpha SOP 23528)

The following analytes are included in our Massachusetts DEP Scope of Accreditation

Westborough Facility – 8 Walkup Dr. Westborough, MA 01581

Drinking Water
EPA 300.0: Chloride, Nitrate-N, Fluoride, Sulfate; **EPA 353.2**: Nitrate-N, Nitrite-N; **SM4500NO3-F**: Nitrate-N, Nitrite-N; **SM4500F-C, SM4500CN-CE, EPA 180.1, SM2130B, SM4500Cl-D, SM2320B, SM2540C, SM4500H-B, SM4500NO2-B**
EPA 524.2: THMs and VOCs; **EPA 504.1:** EDB, DBCP.
Microbiology: **SM9215B; SM9223-P/A, SM9223B-Colilert-QT,SM9222D**.

Non-Potable Water
SM4500H,B, EPA 120.1, SM2510B, SM2540C, SM2320B, SM4500CL-E, SM4500F-BC, SM4500NH3-BH: Ammonia-N and Kjeldahl-N, **EPA 350.1**: Ammonia-N, **LACHAT 10-107-06-1-B**: Ammonia-N, **EPA 351.1, SM4500NO3-F, EPA 353.2**: Nitrate-N**, SM4500P-E, SM4500P-B, E, SM4500SO4-E, SM5220D, EPA 410.4, SM5210B, SM5310C, SM4500CL-D, EPA 1664, EPA 420.1, SM4500-CN-CE, SM2540D, EPA 300: Chloride, Sulfate, Nitrate.**
EPA 624.1: Volatile Halocarbons & Aromatics,
EPA 608.3: Chlordane, Toxaphene, Aldrin, alpha-BHC, beta-BHC, gamma-BHC, delta-BHC, Dieldrin, DDD, DDE, DDT, Endosulfan I, Endosulfan II, Endosulfan sulfate, Endrin, Endrin Aldehyde, Heptachlor, Heptachlor Epoxide, PCBs
EPA 625.1: SVOC (Acid/Base/Neutral Extractables).
Microbiology: **SM9223B-Colilert-QT; Enterolert-QT, EPA 1600, EPA 1603, SM9222D.**

Mansfield Facility – 320 Forbes Blvd. Mansfield, MA 02048

Drinking Water
EPA 200.7: Al, Ba, Cd, Cr, Cu, Fe, Mn, Ni, Na, Ag, Ca, Zn. **EPA 200.8:** Al, Sb, As, Ba, Be, Cd, Cr, Cu, Pb, Mn, Ni, Se, Ag, TL, Zn. **EPA 245.1** Hg.
EPA 522, EPA 537.1.

Non-Potable Water
EPA 200.7: Al, Sb, As, Be, Cd, Ca, Cr, Co, Cu, Fe, Pb, Mg, Mn, Mo, Ni, K, Se, Ag, Na, Sr, TL, Ti, V, Zn.
EPA 200.8: Al, Sb**,** As, Be, Cd, Cr, Cu, Fe, Pb, Mn, Ni, K, Se, Ag, Na, TL, Zn.
EPA 245.1 Hg.
SM2340B

Certification IDs:

Westborough Facility – 8 Walkup Dr. Westborough, MA 01581
CT PH-0826, IL 200077, IN C-MA-03, KY JY98045, ME MA00086, MD 348, MA M-MA086, NH 2064, NJ MA935, NY 11148, NC (DW) 25700, NC (NPW/SCM) 666, OR MA-1316, PA 68-03671, RI LAO00065, TX T104704476, VT VT-0935, VA 460195

Mansfield Facility – 320 Forbes Blvd. Mansfield, MA 02048
CT PH-0825, ANAB/DoD L2474, IL 200081, IN C-MA-04, KY KY98046, LA 3090, ME MA00030, MI 9110, MN 025-999-495, NH 2062, NJ MA015, NY 11627, NC (NPW/SCM) 685, OR MA-0262, PA 68-02089, RI LAO00299, TX T-104704419, VT VT-0015, VA 460194, WA C954

Mansfield Facility – 120 Forbes Blvd. Mansfield, MA 02048
ANAB/DoD L2474, ME MA01156, MN 025-999-498, NH 2249, NJ MA025, NY 12191, OR 4203, TX T104704583, VA 460311, WA C1104.

For a complete listing of analytes and methods, please contact your Project Manager.

AIR ANALYSIS

PAGE 1 OF 1

ALPHA ANALYTICAL — CHAIN OF CUSTODY

320 Forbes Blvd, Mansfield, MA 02048
TEL 508-822-9300 FAX 508-822-3288

Date Rec'd in Lab: 2/26/25

ALPHA Job #: L2510346

Client Information

Client: Labella Associates
Address: 4 British American Blvd Latham, NY 12110
Phone 720-624-6362
Fax:
Email bfields@labellapc.com
☐ These samples have been previously analyzed by Alpha

Project Information

Project Name: 136 Fuller Road
Project Location: Albany, NY
Project #: 2222575.05
Project Manager: Brianson Fields
ALPHA Quote #:

Turn-Around Time

☑ Standard ☐ RUSH (only confirmed if pre-approved)
Date Due: Time:

Report Information - Data Deliverables

☐ FAX
☐ ADEx
Criteria Checker
(Default based on Regulatory Criteria Indicated)
Other Formats
☑ EMAIL (standard pdf report)
☐ Additional Deliverables
Report to: (if different than Project Manager)

Billing Information

☑ Same as Client info PO # 2222575.05

Regulatory Requirements/Report Limits

State/Fed	Program	Res / Comm

Other Project Specific Requirements/Comments: Invoice to kppk@labellapc.com

Project-Specific Target Compound List: ☐

ANALYSIS

All Columns Below Must Be Filled Out

ALPHA Lab ID (Lab Use Only)	Sample ID	COLLECTION End Date	Start Time	End Time	Initial Vacuum	Final Vacuum	Sample Matrix*	Sampler's Initials	Can Size	ID Can	ID - Flow Controller	TO-15	TO-15 SIM	APH	Fixed Gases	Sulfides & Mercaptans by TO-15	☐	Sample Comments (i.e. PID)
L0346-01	Effluent_FEB25	2/25/25	10:14	10:15	-29.5	0	SV	BF	1L	669	0107	X						PID = 5.5

*SAMPLE MATRIX CODES

AA = Ambient Air (Indoor/Outdoor)
SV = Soil Vapor/Landfill Gas/SVF
Other = Please Specify

Container Type: 1L, SS

Please print clearly, legibly and completely. Samples can not be logged in and turnaround time clock will not start until any ambiguities are resolved. All samples submitted are subject to Alpha's Terms and Conditions. See reverse side.

Relinquished By	Date/Time	Received By	Date/Time
Brianson Fields / Labella	2/25/25 @ 11:10	Isis Soto PALE	2/25 11:06
Isis Soto	2/25/25 11:01		
	2/26/25 0000		2/25/25 2200
Chain-Pace	2/26/25 0316	Chain-Pace	2/26/25 0316

Form No 101-02 Rev 125-Sep-15

ANALYTICAL REPORT

Lab Number:	L2516650
Client:	Labella Associates Latham NY 4 British American Blvd Latham, NY 12110
ATTN:	Branson Fields
Phone:	(720) 626-6362
Project Name:	136 FULLER ROAD
Project Number:	2222575.05
Report Date:	04/09/25

The original project report/data package is held by Pace Analytical Services. This report/data package is paginated and should be reproduced only in its entirety. Pace Analytical Services holds no responsibility for results and/or data that are not consistent with the original.

Certifications & Approvals: NH ELAP (2249).

120 Forbes Boulevard, Mansfield, MA 02048-1806
508-822-9300 (Fax) 508-822-3288 800-624-9220 - www.pacelabs.com

Project Name: 136 FULLER ROAD
Project Number: 2222575.05

Lab Number: L2516650
Report Date: 04/09/25

Lab Sample ID	Client ID	Matrix	Sample Location	Collection Date/Time	Receive Date
L2516650-01	EFFLUENT_MAR25	SOIL_VAPOR	ALBANY, NY	03/20/25 14:30	03/20/25

Project Name:	136 FULLER ROAD	**Lab Number:**	L2516650
Project Number:	2222575.05	**Report Date:**	04/09/25

Case Narrative

The samples were received in accordance with the Chain of Custody and no significant deviations were encountered during the preparation or analysis unless otherwise noted. Sample Receipt, Container Information, and the Chain of Custody are located at the back of the report.

Results contained within this report relate only to the samples submitted under this Pace Lab Number and meet NELAP requirements for all NELAP accredited parameters unless otherwise noted in the following narrative. The data presented in this report is organized by parameter (i.e. VOC, SVOC, etc.). Sample specific Quality Control data (i.e. Surrogate Spike Recovery) is reported at the end of the target analyte list for each individual sample, followed by the Laboratory Batch Quality Control at the end of each parameter. Tentatively Identified Compounds (TICs), if requested, are reported for compounds identified to be present and are not part of the method/program Target Compound List, even if only a subset of the TCL are being reported. If a sample was re-analyzed or re-extracted due to a required quality control corrective action and if both sets of data are reported, the Laboratory ID of the re-analysis or re-extraction is designated with an "R" or "RE", respectively.

When multiple Batch Quality Control elements are reported (e.g. more than one LCS), the associated samples for each element are noted in the grey shaded header line of each data table. Any Laboratory Batch, Sample Specific % recovery or RPD value that is outside the listed Acceptance Criteria is bolded in the report. In reference to questions H (CAM) or 4 (RCP) when "NO" is checked, the performance criteria for CAM and RCP methods allow for some quality control failures to occur and still be within method compliance. In these instances, the specific failure is not narrated but noted in the associated QC Outlier Summary Report, located directly after the Case Narrative. QC information is also incorporated in the Data Usability Assessment table (Format 11) of our Data Merger tool, where it can be reviewed in conjunction with the sample result, associated regulatory criteria and any associated data usability implications.

Soil/sediments and solids are reported on a dry weight basis unless otherwise noted. Tissues are reported "as received" or on a wet weight basis, unless otherwise noted. Definitions of all data qualifiers and acronyms used in this report are provided in the Glossary located at the back of the report.

HOLD POLICY - For samples submitted on hold, Pace's policy is to hold samples (with the exception of Air canisters) free of charge for 21 calendar days from the date the project is completed. After 21 calendar days, we will dispose of all samples submitted including those put on hold unless you have contacted your Pace Project Manager and made arrangements for Pace to continue to hold the samples. Air canisters will be disposed after 3 business days from the date the project is completed.

Please contact Project Management at 800-624-9220 with any questions.

Project Name:	136 FULLER ROAD	**Lab Number:**	L2516650
Project Number:	2222575.05	**Report Date:**	04/09/25

Case Narrative (continued)

Volatile Organics in Air

Canisters were released from the laboratory on March 19, 2025. The canister certification data is provided as an addendum.

L2516650-01D: The sample has elevated detection limits due to the dilution required by the elevated concentrations of target compounds in the sample.

The WG2050185-2 CC recovery associated with L2516650-01D is below the acceptance limit for Acetone. All samples associated with this CC that have reportable amounts of this analyte will be reported with low bias.

I, the undersigned, attest under the pains and penalties of perjury that, to the best of my knowledge and belief and based upon my personal inquiry of those responsible for providing the information contained in this analytical report, such information is accurate and complete. This certificate of analysis is not complete unless this page accompanies any and all pages of this report.

Authorized Signature: Christopher J. Anderson

Title: Technical Director/Representative Date: 04/09/25

AIR

Project Name: 136 FULLER ROAD
Project Number: 2222575.05
Lab Number: L2516650
Report Date: 04/09/25

SAMPLE RESULTS

Lab ID: L2516650-01 D
Client ID: EFFLUENT_MAR25
Sample Location: ALBANY, NY

Date Collected: 03/20/25 14:30
Date Received: 03/20/25
Field Prep: Not Specified

Sample Depth:
Matrix: Soil_Vapor
Anaytical Method: 48,TO-15
Analytical Date: 04/07/25 03:24
Analyst: TPH

Parameter	ppbV Results	ppbV RL	ppbV MDL	ug/m3 Results	ug/m3 RL	ug/m3 MDL	Qualifier	Dilution Factor
Volatile Organics in Air - Mansfield Air Lab								
Dichlorodifluoromethane	1.96	0.881	--	9.69	4.36	--		4.407
Chloromethane	ND	0.881	--	ND	1.82	--		4.407
Freon-114	ND	0.881	--	ND	6.16	--		4.407
Vinyl chloride	5.16	0.881	--	13.2	2.25	--		4.407
1,3-Butadiene	ND	0.881	--	ND	1.95	--		4.407
Bromomethane	ND	0.881	--	ND	3.42	--		4.407
Chloroethane	2.30	0.881	--	6.07	2.32	--		4.407
Ethanol	ND	22.0	--	ND	41.5	--		4.407
Vinyl bromide	ND	0.881	--	ND	3.85	--		4.407
Acetone	9.07	4.41	--	21.5	10.5	--		4.407
Trichlorofluoromethane	8.67	0.881	--	48.7	4.95	--		4.407
Isopropanol	5.53	4.41	--	13.6	10.8	--		4.407
1,1-Dichloroethene	2.74	0.881	--	10.9	3.49	--		4.407
Tertiary butyl Alcohol	ND	2.20	--	ND	6.67	--		4.407
Methylene chloride	ND	2.20	--	ND	7.64	--		4.407
3-Chloropropene	ND	0.881	--	ND	2.76	--		4.407
Carbon disulfide	ND	0.881	--	ND	2.74	--		4.407
Freon-113	ND	0.881	--	ND	6.75	--		4.407
trans-1,2-Dichloroethene	ND	0.881	--	ND	3.49	--		4.407
1,1-Dichloroethane	35.3	0.881	--	143	3.57	--		4.407
Methyl tert butyl ether	ND	0.881	--	ND	3.18	--		4.407
2-Butanone	ND	2.20	--	ND	6.49	--		4.407
cis-1,2-Dichloroethene	208	0.881	--	825	3.49	--		4.407

Project Name: 136 FULLER ROAD
Project Number: 2222575.05
Lab Number: L2516650
Report Date: 04/09/25

SAMPLE RESULTS

Lab ID: L2516650-01 D
Client ID: EFFLUENT_MAR25
Sample Location: ALBANY, NY

Date Collected: 03/20/25 14:30
Date Received: 03/20/25
Field Prep: Not Specified

Sample Depth:

Parameter	ppbV Results	ppbV RL	ppbV MDL	ug/m3 Results	ug/m3 RL	ug/m3 MDL	Qualifier	Dilution Factor
Volatile Organics in Air - Mansfield Air Lab								
Ethyl Acetate	ND	2.20	--	ND	7.93	--		4.407
Chloroform	ND	0.881	--	ND	4.30	--		4.407
Tetrahydrofuran	ND	2.20	--	ND	6.49	--		4.407
1,2-Dichloroethane	ND	0.881	--	ND	3.57	--		4.407
n-Hexane	ND	0.881	--	ND	3.10	--		4.407
1,1,1-Trichloroethane	51.6	0.881	--	282	4.81	--		4.407
Benzene	ND	0.881	--	ND	2.81	--		4.407
Carbon tetrachloride	ND	0.881	--	ND	5.54	--		4.407
Cyclohexane	ND	0.881	--	ND	3.03	--		4.407
1,2-Dichloropropane	ND	0.881	--	ND	4.07	--		4.407
Bromodichloromethane	ND	0.881	--	ND	5.90	--		4.407
1,4-Dioxane	3.60	0.881	--	13.0	3.17	--		4.407
Trichloroethene	58.2	0.881	--	313	4.73	--		4.407
2,2,4-Trimethylpentane	ND	0.881	--	ND	4.11	--		4.407
Heptane	ND	0.881	--	ND	3.61	--		4.407
cis-1,3-Dichloropropene	ND	0.881	--	ND	4.00	--		4.407
4-Methyl-2-pentanone	ND	2.20	--	ND	9.02	--		4.407
trans-1,3-Dichloropropene	ND	0.881	--	ND	4.00	--		4.407
1,1,2-Trichloroethane	ND	0.881	--	ND	4.81	--		4.407
Toluene	1.92	0.881	--	7.24	3.32	--		4.407
2-Hexanone	ND	0.881	--	ND	3.61	--		4.407
Dibromochloromethane	ND	0.881	--	ND	7.51	--		4.407
1,2-Dibromoethane	ND	0.881	--	ND	6.77	--		4.407
Tetrachloroethene	438	0.881	--	2970	5.97	--		4.407
Chlorobenzene	ND	0.881	--	ND	4.06	--		4.407
Ethylbenzene	ND	0.881	--	ND	3.83	--		4.407

Project Name: 136 FULLER ROAD
Project Number: 2222575.05
Lab Number: L2516650
Report Date: 04/09/25

SAMPLE RESULTS

Lab ID: L2516650-01 D
Client ID: EFFLUENT_MAR25
Sample Location: ALBANY, NY

Date Collected: 03/20/25 14:30
Date Received: 03/20/25
Field Prep: Not Specified

Sample Depth:

Parameter	ppbV Results	ppbV RL	ppbV MDL	ug/m3 Results	ug/m3 RL	ug/m3 MDL	Qualifier	Dilution Factor
Volatile Organics in Air - Mansfield Air Lab								
p/m-Xylene	2.01	1.76	--	8.73	7.64	--		4.407
Bromoform	0.952	0.881	--	9.84	9.11	--		4.407
Styrene	ND	0.881	--	ND	3.75	--		4.407
1,1,2,2-Tetrachloroethane	ND	0.881	--	ND	6.05	--		4.407
o-Xylene	1.57	0.881	--	6.82	3.83	--		4.407
4-Ethyltoluene	ND	0.881	--	ND	4.33	--		4.407
1,3,5-Trimethylbenzene	ND	0.881	--	ND	4.33	--		4.407
1,2,4-Trimethylbenzene	ND	0.881	--	ND	4.33	--		4.407
Benzyl chloride	ND	0.881	--	ND	4.56	--		4.407
1,3-Dichlorobenzene	ND	0.881	--	ND	5.30	--		4.407
1,4-Dichlorobenzene	ND	0.881	--	ND	5.30	--		4.407
1,2-Dichlorobenzene	ND	0.881	--	ND	5.30	--		4.407
1,2,4-Trichlorobenzene	ND	0.881	--	ND	6.54	--		4.407
Naphthalene	ND	0.837	--	ND	4.39	--		4.407
Hexachlorobutadiene	ND	0.881	--	ND	9.40	--		4.407

Internal Standard	% Recovery	Qualifier	Acceptance Criteria
1,4-Difluorobenzene	107		60-140
Bromochloromethane	105		60-140
chlorobenzene-d5	110		60-140

Project Name: 136 FULLER ROAD
Project Number: 2222575.05
Lab Number: L2516650
Report Date: 04/09/25

Method Blank Analysis
Batch Quality Control

Analytical Method: 48,TO-15
Analytical Date: 04/06/25 16:46

Parameter	ppbV Results	ppbV RL	ppbV MDL	ug/m3 Results	ug/m3 RL	ug/m3 MDL	Qualifier	Dilution Factor
Volatile Organics in Air - Mansfield Air Lab for sample(s): 01 Batch: WG2050185-4								
Dichlorodifluoromethane	ND	0.200	--	ND	0.989	--		1
Chloromethane	ND	0.200	--	ND	0.413	--		1
Freon-114	ND	0.200	--	ND	1.40	--		1
Vinyl chloride	ND	0.200	--	ND	0.511	--		1
1,3-Butadiene	ND	0.200	--	ND	0.442	--		1
Bromomethane	ND	0.200	--	ND	0.777	--		1
Chloroethane	ND	0.200	--	ND	0.528	--		1
Ethanol	ND	5.00	--	ND	9.42	--		1
Vinyl bromide	ND	0.200	--	ND	0.874	--		1
Acetone	ND	1.00	--	ND	2.38	--		1
Trichlorofluoromethane	ND	0.200	--	ND	1.12	--		1
Isopropanol	ND	1.00	--	ND	2.46	--		1
1,1-Dichloroethene	ND	0.200	--	ND	0.793	--		1
Tertiary butyl Alcohol	ND	0.500	--	ND	1.52	--		1
Methylene chloride	ND	0.500	--	ND	1.74	--		1
3-Chloropropene	ND	0.200	--	ND	0.626	--		1
Carbon disulfide	ND	0.200	--	ND	0.623	--		1
Freon-113	ND	0.200	--	ND	1.53	--		1
trans-1,2-Dichloroethene	ND	0.200	--	ND	0.793	--		1
1,1-Dichloroethane	ND	0.200	--	ND	0.809	--		1
Methyl tert butyl ether	ND	0.200	--	ND	0.721	--		1
2-Butanone	ND	0.500	--	ND	1.47	--		1
cis-1,2-Dichloroethene	ND	0.200	--	ND	0.793	--		1
Ethyl Acetate	ND	0.500	--	ND	1.80	--		1
Chloroform	ND	0.200	--	ND	0.977	--		1

Project Name: 136 FULLER ROAD
Project Number: 2222575.05
Lab Number: L2516650
Report Date: 04/09/25

Method Blank Analysis
Batch Quality Control

Analytical Method: 48,TO-15
Analytical Date: 04/06/25 16:46

	ppbV			ug/m3				
Parameter	**Results**	**RL**	**MDL**	**Results**	**RL**	**MDL**	**Qualifier**	**Dilution Factor**
Volatile Organics in Air - Mansfield Air Lab for sample(s): 01 Batch: WG2050185-4								
Tetrahydrofuran	ND	0.500	--	ND	1.47	--		1
1,2-Dichloroethane	ND	0.200	--	ND	0.809	--		1
n-Hexane	ND	0.200	--	ND	0.705	--		1
1,1,1-Trichloroethane	ND	0.200	--	ND	1.09	--		1
Benzene	ND	0.200	--	ND	0.639	--		1
Carbon tetrachloride	ND	0.200	--	ND	1.26	--		1
Cyclohexane	ND	0.200	--	ND	0.688	--		1
1,2-Dichloropropane	ND	0.200	--	ND	0.924	--		1
Bromodichloromethane	ND	0.200	--	ND	1.34	--		1
1,4-Dioxane	ND	0.200	--	ND	0.721	--		1
Trichloroethene	ND	0.200	--	ND	1.07	--		1
2,2,4-Trimethylpentane	ND	0.200	--	ND	0.934	--		1
Heptane	ND	0.200	--	ND	0.820	--		1
cis-1,3-Dichloropropene	ND	0.200	--	ND	0.908	--		1
4-Methyl-2-pentanone	ND	0.500	--	ND	2.05	--		1
trans-1,3-Dichloropropene	ND	0.200	--	ND	0.908	--		1
1,1,2-Trichloroethane	ND	0.200	--	ND	1.09	--		1
Toluene	ND	0.200	--	ND	0.754	--		1
2-Hexanone	ND	0.200	--	ND	0.820	--		1
Dibromochloromethane	ND	0.200	--	ND	1.70	--		1
1,2-Dibromoethane	ND	0.200	--	ND	1.54	--		1
Tetrachloroethene	ND	0.200	--	ND	1.36	--		1
Chlorobenzene	ND	0.200	--	ND	0.921	--		1
Ethylbenzene	ND	0.200	--	ND	0.869	--		1
p/m-Xylene	ND	0.400	--	ND	1.74	--		1

Project Name: 136 FULLER ROAD
Project Number: 2222575.05
Lab Number: L2516650
Report Date: 04/09/25

Method Blank Analysis
Batch Quality Control

Analytical Method: 48,TO-15
Analytical Date: 04/06/25 16:46

Parameter	ppbV Results	ppbV RL	ppbV MDL	ug/m3 Results	ug/m3 RL	ug/m3 MDL	Qualifier	Dilution Factor
Volatile Organics in Air - Mansfield Air Lab for sample(s): 01 Batch: WG2050185-4								
Bromoform	ND	0.200	--	ND	2.07	--		1
Styrene	ND	0.200	--	ND	0.852	--		1
1,1,2,2-Tetrachloroethane	ND	0.200	--	ND	1.37	--		1
o-Xylene	ND	0.200	--	ND	0.869	--		1
4-Ethyltoluene	ND	0.200	--	ND	0.983	--		1
1,3,5-Trimethylbenzene	ND	0.200	--	ND	0.983	--		1
1,2,4-Trimethylbenzene	ND	0.200	--	ND	0.983	--		1
Benzyl chloride	ND	0.200	--	ND	1.04	--		1
1,3-Dichlorobenzene	ND	0.200	--	ND	1.20	--		1
1,4-Dichlorobenzene	ND	0.200	--	ND	1.20	--		1
1,2-Dichlorobenzene	ND	0.200	--	ND	1.20	--		1
1,2,4-Trichlorobenzene	ND	0.200	--	ND	1.48	--		1
Naphthalene	ND	0.190	--	ND	0.996	--		1
Hexachlorobutadiene	ND	0.200	--	ND	2.13	--		1

Lab Control Sample Analysis
Batch Quality Control

Project Name: 136 FULLER ROAD
Project Number: 2222575.05

Lab Number: L2516650
Report Date: 04/09/25

Parameter	LCS %Recovery	Qual	LCSD %Recovery	Qual	%Recovery Limits	RPD	Qual	RPD Limits
Volatile Organics in Air - Mansfield Air Lab Associated sample(s): 01 Batch: WG2050185-3								
Dichlorodifluoromethane	100		-		70-130	-		
Chloromethane	92		-		70-130	-		
Freon-114	108		-		70-130	-		
Vinyl chloride	100		-		70-130	-		
1,3-Butadiene	95		-		70-130	-		
Bromomethane	112		-		70-130	-		
Chloroethane	98		-		70-130	-		
Ethanol	84		-		40-160	-		
Vinyl bromide	125		-		70-130	-		
Acetone	65		-		40-160	-		
Trichlorofluoromethane	104		-		70-130	-		
Isopropanol	81		-		40-160	-		
1,1-Dichloroethene	111		-		70-130	-		
Tertiary butyl Alcohol	92		-		70-130	-		
Methylene chloride	103		-		70-130	-		
3-Chloropropene	102		-		70-130	-		
Carbon disulfide	114		-		70-130	-		
Freon-113	108		-		70-130	-		
trans-1,2-Dichloroethene	111		-		70-130	-		
1,1-Dichloroethane	103		-		70-130	-		
Methyl tert butyl ether	111		-		70-130	-		
2-Butanone	97		-		70-130	-		
cis-1,2-Dichloroethene	98		-		70-130	-		

Lab Control Sample Analysis
Batch Quality Control

Project Name: 136 FULLER ROAD
Project Number: 2222575.05

Lab Number: L2516650
Report Date: 04/09/25

Parameter	LCS %Recovery	Qual	LCSD %Recovery	Qual	%Recovery Limits	RPD	Qual	RPD Limits
Volatile Organics in Air - Mansfield Air Lab	Associated sample(s): 01		Batch: WG2050185-3					
Ethyl Acetate	111		-		70-130	-		
Chloroform	101		-		70-130	-		
Tetrahydrofuran	109		-		70-130	-		
1,2-Dichloroethane	99		-		70-130	-		
n-Hexane	119		-		70-130	-		
1,1,1-Trichloroethane	94		-		70-130	-		
Benzene	95		-		70-130	-		
Carbon tetrachloride	98		-		70-130	-		
Cyclohexane	99		-		70-130	-		
1,2-Dichloropropane	95		-		70-130	-		
Bromodichloromethane	104		-		70-130	-		
1,4-Dioxane	100		-		70-130	-		
Trichloroethene	100		-		70-130	-		
2,2,4-Trimethylpentane	104		-		70-130	-		
Heptane	101		-		70-130	-		
cis-1,3-Dichloropropene	103		-		70-130	-		
4-Methyl-2-pentanone	99		-		70-130	-		
trans-1,3-Dichloropropene	109		-		70-130	-		
1,1,2-Trichloroethane	100		-		70-130	-		
Toluene	106		-		70-130	-		
2-Hexanone	104		-		70-130	-		
Dibromochloromethane	123		-		70-130	-		
1,2-Dibromoethane	112		-		70-130	-		

Lab Control Sample Analysis
Batch Quality Control

Project Name: 136 FULLER ROAD
Project Number: 2222575.05

Lab Number: L2516650
Report Date: 04/09/25

Parameter	LCS %Recovery	Qual	LCSD %Recovery	Qual	%Recovery Limits	RPD	Qual	RPD Limits
Volatile Organics in Air - Mansfield Air Lab	Associated sample(s): 01		Batch: WG2050185-3					
Tetrachloroethene	109		-		70-130	-		
Chlorobenzene	108		-		70-130	-		
Ethylbenzene	104		-		70-130	-		
p/m-Xylene	106		-		70-130	-		
Bromoform	127		-		70-130	-		
Styrene	106		-		70-130	-		
1,1,2,2-Tetrachloroethane	109		-		70-130	-		
o-Xylene	106		-		70-130	-		
4-Ethyltoluene	118		-		70-130	-		
1,3,5-Trimethylbenzene	107		-		70-130	-		
1,2,4-Trimethylbenzene	110		-		70-130	-		
Benzyl chloride	94		-		70-130	-		
1,3-Dichlorobenzene	115		-		70-130	-		
1,4-Dichlorobenzene	113		-		70-130	-		
1,2-Dichlorobenzene	112		-		70-130	-		
1,2,4-Trichlorobenzene	114		-		70-130	-		
Naphthalene	105		-		70-130	-		
Hexachlorobutadiene	112		-		70-130	-		

Project Name: 136 FULLER ROAD

Project Number: 2222575.05

Lab Number: L2516650

Report Date: 04/09/25

Canister and Flow Controller Information

Samplenum	Client ID	Media ID	Media Type	Date Prepared	Bottle Order	Cleaning Batch ID	Can Leak Check	Initial Pressure (in. Hg)	Pressure on Receipt	Flow Controler Leak Chk	Flow Out mL/min	Flow In	% RPD
L2516650-01	EFFLUENT_MAR25	4826	1.0L Can	03/19/25	512037	L2510686-01	Pass	-28.8	0.0	-	-	-	-

Project Name: BATCH CANISTER CERTIFICATION
Project Number: CANISTER QC BAT

Lab Number: L2510686
Report Date: 04/09/25

Air Canister Certification Results

Lab ID: L2510686-01
Client ID: CAN 837 SHELF 4
Sample Location:

Date Collected: 02/26/25 18:00
Date Received: 02/27/25
Field Prep: Not Specified

Sample Depth:
Matrix: Air
Anaytical Method: 48,TO-15
Analytical Date: 02/27/25 22:51
Analyst: TPH

	ppbV			ug/m3				
Parameter	**Results**	**RL**	**MDL**	**Results**	**RL**	**MDL**	**Qualifier**	**Dilution Factor**
Volatile Organics in Air - Mansfield Air Lab								
Chlorodifluoromethane	ND	0.200	--	ND	0.707	--		1
Propylene	ND	0.500	--	ND	0.861	--		1
Propane	ND	0.500	--	ND	0.902	--		1
Dichlorodifluoromethane	ND	0.200	--	ND	0.989	--		1
Chloromethane	ND	0.200	--	ND	0.413	--		1
Freon-114	ND	0.200	--	ND	1.40	--		1
Methanol	ND	5.00	--	ND	6.55	--		1
Vinyl chloride	ND	0.200	--	ND	0.511	--		1
1,3-Butadiene	ND	0.200	--	ND	0.442	--		1
Butane	ND	0.200	--	ND	0.475	--		1
Bromomethane	ND	0.200	--	ND	0.777	--		1
Chloroethane	ND	0.200	--	ND	0.528	--		1
Ethanol	ND	5.00	--	ND	9.42	--		1
Dichlorofluoromethane	ND	0.200	--	ND	0.842	--		1
Vinyl bromide	ND	0.200	--	ND	0.874	--		1
Acrolein	ND	0.500	--	ND	1.15	--		1
Acetone	ND	1.00	--	ND	2.38	--		1
Acetonitrile	ND	0.200	--	ND	0.336	--		1
Trichlorofluoromethane	ND	0.200	--	ND	1.12	--		1
Isopropanol	ND	1.00	--	ND	2.46	--		1
Acrylonitrile	ND	0.500	--	ND	1.09	--		1
Pentane	ND	0.200	--	ND	0.590	--		1
Ethyl ether	ND	0.200	--	ND	0.606	--		1
1,1-Dichloroethene	ND	0.200	--	ND	0.793	--		1

Project Name: BATCH CANISTER CERTIFICATION
Project Number: CANISTER QC BAT

Lab Number: L2510686
Report Date: 04/09/25

Air Canister Certification Results

Lab ID: L2510686-01
Client ID: CAN 837 SHELF 4
Sample Location:

Date Collected: 02/26/25 18:00
Date Received: 02/27/25
Field Prep: Not Specified

Sample Depth:

Parameter	ppbV Results	ppbV RL	ppbV MDL	ug/m3 Results	ug/m3 RL	ug/m3 MDL	Qualifier	Dilution Factor
Volatile Organics in Air - Mansfield Air Lab								
Tertiary butyl Alcohol	ND	0.500	--	ND	1.52	--		1
Methylene chloride	ND	0.500	--	ND	1.74	--		1
3-Chloropropene	ND	0.200	--	ND	0.626	--		1
Carbon disulfide	ND	0.200	--	ND	0.623	--		1
Freon-113	ND	0.200	--	ND	1.53	--		1
trans-1,2-Dichloroethene	ND	0.200	--	ND	0.793	--		1
1,1-Dichloroethane	ND	0.200	--	ND	0.809	--		1
Methyl tert butyl ether	ND	0.200	--	ND	0.721	--		1
Vinyl acetate	ND	1.00	--	ND	3.52	--		1
Xylenes, total	ND	0.600	--	ND	0.869	--		1
2-Butanone	ND	0.500	--	ND	1.47	--		1
cis-1,2-Dichloroethene	ND	0.200	--	ND	0.793	--		1
Ethyl Acetate	ND	0.500	--	ND	1.80	--		1
Chloroform	ND	0.200	--	ND	0.977	--		1
Tetrahydrofuran	ND	0.500	--	ND	1.47	--		1
2,2-Dichloropropane	ND	0.200	--	ND	0.924	--		1
1,2-Dichloroethane	ND	0.200	--	ND	0.809	--		1
n-Hexane	ND	0.200	--	ND	0.705	--		1
Diisopropyl ether	ND	0.200	--	ND	0.836	--		1
tert-Butyl Ethyl Ether	ND	0.200	--	ND	0.836	--		1
1,2-Dichloroethene (total)	ND	1.00	--	ND	1.00	--		1
1,1,1-Trichloroethane	ND	0.200	--	ND	1.09	--		1
1,1-Dichloropropene	ND	0.200	--	ND	0.908	--		1
Benzene	ND	0.200	--	ND	0.639	--		1
Carbon tetrachloride	ND	0.200	--	ND	1.26	--		1
Cyclohexane	ND	0.200	--	ND	0.688	--		1
tert-Amyl Methyl Ether	ND	0.200	--	ND	0.836	--		1

Project Name: BATCH CANISTER CERTIFICATION
Project Number: CANISTER QC BAT
Lab Number: L2510686
Report Date: 04/09/25

Air Canister Certification Results

Lab ID: L2510686-01
Client ID: CAN 837 SHELF 4
Sample Location:

Date Collected: 02/26/25 18:00
Date Received: 02/27/25
Field Prep: Not Specified

Sample Depth:

Parameter	ppbV Results	ppbV RL	ppbV MDL	ug/m3 Results	ug/m3 RL	ug/m3 MDL	Qualifier	Dilution Factor
Volatile Organics in Air - Mansfield Air Lab								
Dibromomethane	ND	0.200	--	ND	1.42	--		1
1,2-Dichloropropane	ND	0.200	--	ND	0.924	--		1
Bromodichloromethane	ND	0.200	--	ND	1.34	--		1
1,4-Dioxane	ND	0.200	--	ND	0.721	--		1
Trichloroethene	ND	0.200	--	ND	1.07	--		1
2,2,4-Trimethylpentane	ND	0.200	--	ND	0.934	--		1
Methyl Methacrylate	ND	0.500	--	ND	2.05	--		1
Heptane	ND	0.200	--	ND	0.820	--		1
cis-1,3-Dichloropropene	ND	0.200	--	ND	0.908	--		1
4-Methyl-2-pentanone	ND	0.500	--	ND	2.05	--		1
trans-1,3-Dichloropropene	ND	0.200	--	ND	0.908	--		1
1,1,2-Trichloroethane	ND	0.200	--	ND	1.09	--		1
Toluene	ND	0.200	--	ND	0.754	--		1
1,3-Dichloropropane	ND	0.200	--	ND	0.924	--		1
2-Hexanone	ND	0.200	--	ND	0.820	--		1
Dibromochloromethane	ND	0.200	--	ND	1.70	--		1
1,2-Dibromoethane	ND	0.200	--	ND	1.54	--		1
Butyl acetate	ND	0.500	--	ND	2.38	--		1
Octane	ND	0.200	--	ND	0.934	--		1
Tetrachloroethene	ND	0.200	--	ND	1.36	--		1
1,1,1,2-Tetrachloroethane	ND	0.200	--	ND	1.37	--		1
Chlorobenzene	ND	0.200	--	ND	0.921	--		1
Ethylbenzene	ND	0.200	--	ND	0.869	--		1
p/m-Xylene	ND	0.400	--	ND	1.74	--		1
Bromoform	ND	0.200	--	ND	2.07	--		1
Styrene	ND	0.200	--	ND	0.852	--		1
1,1,2,2-Tetrachloroethane	ND	0.200	--	ND	1.37	--		1

Project Name: BATCH CANISTER CERTIFICATION
Project Number: CANISTER QC BAT
Lab Number: L2510686
Report Date: 04/09/25

Air Canister Certification Results

Lab ID: L2510686-01
Client ID: CAN 837 SHELF 4
Sample Location:

Date Collected: 02/26/25 18:00
Date Received: 02/27/25
Field Prep: Not Specified

Sample Depth:

Parameter	ppbV Results	ppbV RL	ppbV MDL	ug/m3 Results	ug/m3 RL	ug/m3 MDL	Qualifier	Dilution Factor
Volatile Organics in Air - Mansfield Air Lab								
o-Xylene	ND	0.200	--	ND	0.869	--		1
1,2,3-Trichloropropane	ND	0.200	--	ND	1.21	--		1
Nonane	ND	0.200	--	ND	1.05	--		1
Isopropylbenzene	ND	0.200	--	ND	0.983	--		1
Bromobenzene	ND	0.200	--	ND	0.793	--		1
2-Chlorotoluene	ND	0.200	--	ND	1.04	--		1
n-Propylbenzene	ND	0.200	--	ND	0.983	--		1
4-Chlorotoluene	ND	0.200	--	ND	1.04	--		1
4-Ethyltoluene	ND	0.200	--	ND	0.983	--		1
1,3,5-Trimethylbenzene	ND	0.200	--	ND	0.983	--		1
tert-Butylbenzene	ND	0.200	--	ND	1.10	--		1
1,2,4-Trimethylbenzene	ND	0.200	--	ND	0.983	--		1
Decane	ND	0.200	--	ND	1.16	--		1
Benzyl chloride	ND	0.200	--	ND	1.04	--		1
1,3-Dichlorobenzene	ND	0.200	--	ND	1.20	--		1
1,4-Dichlorobenzene	ND	0.200	--	ND	1.20	--		1
sec-Butylbenzene	ND	0.200	--	ND	1.10	--		1
p-Isopropyltoluene	ND	0.200	--	ND	1.10	--		1
1,2-Dichlorobenzene	ND	0.200	--	ND	1.20	--		1
n-Butylbenzene	ND	0.200	--	ND	1.10	--		1
1,2-Dibromo-3-chloropropane	ND	0.200	--	ND	1.93	--		1
Undecane	ND	0.200	--	ND	1.28	--		1
Dodecane	ND	0.200	--	ND	1.39	--		1
1,2,4-Trichlorobenzene	ND	0.200	--	ND	1.48	--		1
Naphthalene	ND	0.200	--	ND	0.996	--		1
1,2,3-Trichlorobenzene	ND	0.200	--	ND	1.48	--		1
Hexachlorobutadiene	ND	0.200	--	ND	2.13	--		1

Project Name: BATCH CANISTER CERTIFICATION
Project Number: CANISTER QC BAT
Lab Number: L2510686
Report Date: 04/09/25

Air Canister Certification Results

Lab ID: L2510686-01
Client ID: CAN 837 SHELF 4
Sample Location:

Date Collected: 02/26/25 18:00
Date Received: 02/27/25
Field Prep: Not Specified

Sample Depth:

Parameter	ppbV Results	ppbV RL	ppbV MDL	ug/m3 Results	ug/m3 RL	ug/m3 MDL	Qualifier	Dilution Factor
Volatile Organics in Air - Mansfield Air Lab								

	Results	Qualifier	Units	RDL	Dilution Factor
Tentatively Identified Compounds					

No Tentatively Identified Compounds

Internal Standard	% Recovery	Qualifier	Acceptance Criteria
1,4-Difluorobenzene	92		60-140
Bromochloromethane	98		60-140
chlorobenzene-d5	98		60-140

Project Name: BATCH CANISTER CERTIFICATION
Project Number: CANISTER QC BAT
Lab Number: L2510686
Report Date: 04/09/25

Air Canister Certification Results

Lab ID: L2510686-01
Client ID: CAN 837 SHELF 4
Sample Location:

Date Collected: 02/26/25 18:00
Date Received: 02/27/25
Field Prep: Not Specified

Sample Depth:
Matrix: Air
Anaytical Method: 48,TO-15-SIM
Analytical Date: 02/27/25 22:51
Analyst: TPH

	ppbV			ug/m3				
Parameter	**Results**	**RL**	**MDL**	**Results**	**RL**	**MDL**	**Qualifier**	**Dilution Factor**
Volatile Organics in Air by SIM - Mansfield Air Lab								
Dichlorodifluoromethane	ND	0.200	--	ND	0.989	--		1
Chloromethane	ND	0.200	--	ND	0.413	--		1
Freon-114	ND	0.050	--	ND	0.349	--		1
Vinyl chloride	ND	0.020	--	ND	0.051	--		1
1,3-Butadiene	ND	0.020	--	ND	0.044	--		1
Bromomethane	ND	0.020	--	ND	0.078	--		1
Chloroethane	ND	0.100	--	ND	0.264	--		1
Acrolein	ND	0.050	--	ND	0.115	--		1
Acetone	ND	1.00	--	ND	2.38	--		1
Trichlorofluoromethane	ND	0.050	--	ND	0.281	--		1
Acrylonitrile	ND	0.500	--	ND	1.09	--		1
1,1-Dichloroethene	ND	0.020	--	ND	0.079	--		1
Methylene chloride	ND	0.500	--	ND	1.74	--		1
Freon-113	ND	0.050	--	ND	0.383	--		1
trans-1,2-Dichloroethene	ND	0.020	--	ND	0.079	--		1
1,1-Dichloroethane	ND	0.020	--	ND	0.081	--		1
Methyl tert butyl ether	ND	0.200	--	ND	0.721	--		1
2-Butanone	ND	0.500	--	ND	1.47	--		1
cis-1,2-Dichloroethene	ND	0.020	--	ND	0.079	--		1
Chloroform	ND	0.020	--	ND	0.098	--		1
1,2-Dichloroethane	ND	0.020	--	ND	0.081	--		1
1,1,1-Trichloroethane	ND	0.020	--	ND	0.109	--		1
Benzene	ND	0.100	--	ND	0.319	--		1
Carbon tetrachloride	ND	0.020	--	ND	0.126	--		1

Project Name: BATCH CANISTER CERTIFICATION
Project Number: CANISTER QC BAT
Lab Number: L2510686
Report Date: 04/09/25

Air Canister Certification Results

Lab ID: L2510686-01
Client ID: CAN 837 SHELF 4
Sample Location:

Date Collected: 02/26/25 18:00
Date Received: 02/27/25
Field Prep: Not Specified

Sample Depth:

Parameter	ppbV Results	ppbV RL	ppbV MDL	ug/m3 Results	ug/m3 RL	ug/m3 MDL	Qualifier	Dilution Factor
Volatile Organics in Air by SIM - Mansfield Air Lab								
1,2-Dichloropropane	ND	0.020	--	ND	0.092	--		1
Bromodichloromethane	ND	0.020	--	ND	0.134	--		1
1,4-Dioxane	ND	0.100	--	ND	0.360	--		1
Trichloroethene	ND	0.020	--	ND	0.107	--		1
cis-1,3-Dichloropropene	ND	0.020	--	ND	0.091	--		1
4-Methyl-2-pentanone	ND	0.500	--	ND	2.05	--		1
trans-1,3-Dichloropropene	ND	0.020	--	ND	0.091	--		1
1,1,2-Trichloroethane	ND	0.020	--	ND	0.109	--		1
Toluene	ND	0.100	--	ND	0.377	--		1
Dibromochloromethane	ND	0.020	--	ND	0.170	--		1
1,2-Dibromoethane	ND	0.020	--	ND	0.154	--		1
Tetrachloroethene	ND	0.020	--	ND	0.136	--		1
1,1,1,2-Tetrachloroethane	ND	0.020	--	ND	0.137	--		1
Chlorobenzene	ND	0.100	--	ND	0.461	--		1
Ethylbenzene	ND	0.020	--	ND	0.087	--		1
p/m-Xylene	ND	0.040	--	ND	0.174	--		1
Bromoform	ND	0.020	--	ND	0.207	--		1
Styrene	ND	0.020	--	ND	0.085	--		1
1,1,2,2-Tetrachloroethane	ND	0.020	--	ND	0.137	--		1
o-Xylene	ND	0.020	--	ND	0.087	--		1
Isopropylbenzene	ND	0.200	--	ND	0.983	--		1
4-Ethyltoluene	ND	0.020	--	ND	0.098	--		1
1,3,5-Trimethybenzene	ND	0.020	--	ND	0.098	--		1
1,2,4-Trimethylbenzene	ND	0.020	--	ND	0.098	--		1
Benzyl chloride	ND	0.100	--	ND	0.518	--		1
1,3-Dichlorobenzene	ND	0.020	--	ND	0.120	--		1
1,4-Dichlorobenzene	ND	0.020	--	ND	0.120	--		1

Project Name: BATCH CANISTER CERTIFICATION
Project Number: CANISTER QC BAT
Lab Number: L2510686
Report Date: 04/09/25

Air Canister Certification Results

Lab ID: L2510686-01
Client ID: CAN 837 SHELF 4
Sample Location:

Date Collected: 02/26/25 18:00
Date Received: 02/27/25
Field Prep: Not Specified

Sample Depth:

Parameter	ppbV Results	ppbV RL	ppbV MDL	ug/m3 Results	ug/m3 RL	ug/m3 MDL	Qualifier	Dilution Factor
Volatile Organics in Air by SIM - Mansfield Air Lab								
sec-Butylbenzene	ND	0.200	--	ND	1.10	--		1
p-Isopropyltoluene	ND	0.200	--	ND	1.10	--		1
1,2-Dichlorobenzene	ND	0.020	--	ND	0.120	--		1
n-Butylbenzene	ND	0.200	--	ND	1.10	--		1
1,2,4-Trichlorobenzene	ND	0.050	--	ND	0.371	--		1
Naphthalene	ND	0.050	--	ND	0.262	--		1
1,2,3-Trichlorobenzene	ND	0.050	--	ND	0.371	--		1
Hexachlorobutadiene	ND	0.050	--	ND	0.533	--		1

Internal Standard	% Recovery	Qualifier	Acceptance Criteria
1,4-difluorobenzene	96		60-140
bromochloromethane	101		60-140
chlorobenzene-d5	101		60-140

Project Name: 136 FULLER ROAD
Project Number: 2222575.05

Lab Number: L2516650
Report Date: 04/09/25

Sample Receipt and Container Information

Were project specific reporting limits specified? YES

Cooler Information

Cooler	Custody Seal
NA	Absent

Container Information

Container ID	Container Type	Cooler	Initial pH	Final pH	Temp deg C	Pres	Seal	Frozen Date/Time	Analysis(*)
L2516650-01A	Canister - 1L (Batch Certified)	NA	NA			Y	Absent		TO15-LL(30)

*Values in parentheses indicate holding time in days

Project Name:	136 FULLER ROAD	**Lab Number:**	L2516650
Project Number:	2222575.05	**Report Date:**	04/09/25

GLOSSARY

Acronyms

DL	- Detection Limit: This value represents the level to which target analyte concentrations are reported as estimated values, when those target analyte concentrations are quantified below the limit of quantitation (LOQ). The DL includes any adjustments from dilutions, concentrations or moisture content, where applicable. (DoD report formats only.)
EDL	- Estimated Detection Limit: This value represents the level to which target analyte concentrations are reported as estimated values, when those target analyte concentrations are quantified below the reporting limit (RL). The EDL includes any adjustments from dilutions, concentrations or moisture content, where applicable. The use of EDLs is specific to the analysis of PAHs using Solid-Phase Microextraction (SPME).
EMPC	- Estimated Maximum Possible Concentration: The concentration that results from the signal present at the retention time of an analyte when the ions meet all of the identification criteria except the ion abundance ratio criteria. An EMPC is a worst-case estimate of the concentration.
EPA	- Environmental Protection Agency.
LCS	- Laboratory Control Sample: A sample matrix, free from the analytes of interest, spiked with verified known amounts of analytes or a material containing known and verified amounts of analytes.
LCSD	- Laboratory Control Sample Duplicate: Refer to LCS.
LFB	- Laboratory Fortified Blank: A sample matrix, free from the analytes of interest, spiked with verified known amounts of analytes or a material containing known and verified amounts of analytes.
LOD	- Limit of Detection: This value represents the level to which a target analyte can reliably be detected for a specific analyte in a specific matrix by a specific method. The LOD includes any adjustments from dilutions, concentrations or moisture content, where applicable. (DoD report formats only.)
LOQ	- Limit of Quantitation: The value at which an instrument can accurately measure an analyte at a specific concentration. The LOQ includes any adjustments from dilutions, concentrations or moisture content, where applicable. (DoD report formats only.) Limit of Quantitation: The value at which an instrument can accurately measure an analyte at a specific concentration. The LOQ includes any adjustments from dilutions, concentrations or moisture content, where applicable. (DoD report formats only.)
MDL	- Method Detection Limit: This value represents the level to which target analyte concentrations are reported as estimated values, when those target analyte concentrations are quantified below the reporting limit (RL). The MDL includes any adjustments from dilutions, concentrations or moisture content, where applicable.
MS	- Matrix Spike Sample: A sample prepared by adding a known mass of target analyte to a specified amount of matrix sample for which an independent estimate of target analyte concentration is available. For Method 332.0, the spike recovery is calculated using the native concentration, including estimated values.
MSD	- Matrix Spike Sample Duplicate: Refer to MS.
NA	- Not Applicable.
NC	- Not Calculated: Term is utilized when one or more of the results utilized in the calculation are non-detect at the parameter's reporting unit.
NDPA/DPA	- N-Nitrosodiphenylamine/Diphenylamine.
NI	- Not Ignitable.
NP	- Non-Plastic: Term is utilized for the analysis of Atterberg Limits in soil.
NR	- No Results: Term is utilized when 'No Target Compounds Requested' is reported for the analysis of Volatile or Semivolatile Organic TIC only requests.
RL	- Reporting Limit: The value at which an instrument can accurately measure an analyte at a specific concentration. The RL includes any adjustments from dilutions, concentrations or moisture content, where applicable.
RPD	- Relative Percent Difference: The results from matrix and/or matrix spike duplicates are primarily designed to assess the precision of analytical results in a given matrix and are expressed as relative percent difference (RPD). Values which are less than five times the reporting limit for any individual parameter are evaluated by utilizing the absolute difference between the values; although the RPD value will be provided in the report.
SRM	- Standard Reference Material: A reference sample of a known or certified value that is of the same or similar matrix as the associated field samples.
STLP	- Semi-dynamic Tank Leaching Procedure per EPA Method 1315.
TEF	- Toxic Equivalency Factors: The values assigned to each dioxin and furan to evaluate their toxicity relative to 2,3,7,8-TCDD.
TEQ	- Toxic Equivalent: The measure of a sample's toxicity derived by multiplying each dioxin and furan by its corresponding TEF and then summing the resulting values.
TIC	- Tentatively Identified Compound: A compound that has been identified to be present and is not part of the target compound list (TCL) for the method and/or program. All TICs are qualitatively identified and reported as estimated concentrations.

Report Format: Data Usability Report

Project Name:	136 FULLER ROAD	**Lab Number:**	L2516650
Project Number:	2222575.05	**Report Date:**	04/09/25

Footnotes

1 - The reference for this analyte should be considered modified since this analyte is absent from the target analyte list of the original method.

Terms

Analytical Method: Both the document from which the method originates and the analytical reference method. (Example: EPA 8260B is shown as 1,8260B.) The codes for the reference method documents are provided in the References section of the Addendum.

Chlordane: The target compound Chlordane (CAS No. 57-74-9) is reported for GC ECD analyses. Per EPA,this compound "refers to a mixture of chlordane isomers, other chlorinated hydrocarbons and numerous other components." (Reference: USEPA Toxicological Review of Chlordane, In Support of Summary Information on the Integrated Risk Information System (IRIS), December 1997.)

Difference: With respect to Total Oxidizable Precursor (TOP) Assay analysis, the difference is defined as the Post-Treatment value minus the Pre-Treatment value.

Final pH: As it pertains to Sample Receipt & Container Information section of the report, Final pH reflects pH of container determined after adjustment at the laboratory, if applicable. If no adjustment required, value reflects Initial pH.

Frozen Date/Time: With respect to Volatile Organics in soil, Frozen Date/Time reflects the date/time at which associated Reagent Water-preserved vials were initially frozen. Note: If frozen date/time is beyond 48 hours from sample collection, value will be reflected in 'bold'.

Gasoline Range Organics (GRO): Gasoline Range Organics (GRO) results include all chromatographic peaks eluting from Methyl tert butyl ether through Naphthalene, with the exception of GRO analysis in support of State of Ohio programs, which includes all chromatographic peaks eluting from Hexane through Dodecane.

Initial pH: As it pertains to Sample Receipt & Container Information section of the report, Initial pH reflects pH of container determined upon receipt, if applicable.

PAH Total: With respect to Alkylated PAH analyses, the 'PAHs, Total' result is defined as the summation of results for all or a subset of the following compounds: Naphthalene, C1-C4 Naphthalenes, 2-Methylnaphthalene, 1-Methylnaphthalene, Biphenyl, Acenaphthylene, Acenaphthene, Fluorene, C1-C3 Fluorenes, Phenanthrene, C1-C4 Phenanthrenes/Anthracenes, Anthracene, Fluoranthene, Pyrene, C1-C4 Fluoranthenes/Pyrenes, Benz(a)anthracene, Chrysene, C1-C4 Chrysenes, Benzo(b)fluoranthene, Benzo(j)+(k)fluoranthene, Benzo(e)pyrene, Benzo(a)pyrene, Perylene, Indeno(1,2,3-cd)pyrene, Dibenz(ah)+(ac)anthracene, Benzo(g,h,i)perylene. If a 'Total' result is requested, the results of its individual components will also be reported.

PFAS Total: With respect to PFAS analyses, the 'PFAS, Total (5)' result is defined as the summation of results for: PFHpA, PFHxS, PFOA, PFNA and PFOS. In addition, the 'PFAS, Total (6)' result is defined as the summation of results for: PFHpA, PFHxS, PFOA, PFNA, PFDA and PFOS. For MassDEP DW compliance analysis only, the 'PFAS, Total (6)' result is defined as the summation of results at or above the RL. Note: If a 'Total' result is requested, the results of its individual components will also be reported.

Total: With respect to Organic analyses, a 'Total' result is defined as the summation of results for individual isomers or Aroclors. If a 'Total' result is requested, the results of its individual components will also be reported. This is applicable to 'Total' results for methods 8260, 8081 and 8082.

Data Qualifiers

A - Spectra identified as "Aldol Condensates" are byproducts of the extraction/concentration procedures when acetone is introduced in the process.

B - The analyte was detected above the reporting limit in the associated method blank. Flag only applies to associated field samples that have detectable concentrations of the analyte at less than ten times (10x) the concentration found in the blank. For MCP-related projects, flag only applies to associated field samples that have detectable concentrations of the analyte at less than ten times (10x) the concentration found in the blank. For DOD-related projects, flag only applies to associated field samples that have detectable concentrations of the analyte at less than ten times (10x) the concentration found in the blank AND the analyte was detected above one-half the reporting limit (or above the reporting limit for common lab contaminants) in the associated method blank. For NJ-Air-related projects, flag only applies to associated field samples that have detectable concentrations of the analyte above the reporting limit. For NJ-related projects (excluding Air), flag only applies to associated field samples that have detectable concentrations of the analyte, which was detected above the reporting limit in the associated method blank or above five times the reporting limit for common lab contaminants (Phthalates, Acetone, Methylene Chloride, 2-Butanone).

C - Co-elution: The target analyte co-elutes with a known lab standard (i.e. surrogate, internal standards, etc.) for co-extracted analyses.

D - Concentration of analyte was quantified from diluted analysis. Flag only applies to field samples that have detectable concentrations of the analyte.

E - Concentration of analyte exceeds the range of the calibration curve and/or linear range of the instrument.

F - The ratio of quantifier ion response to qualifier ion response falls outside of the laboratory criteria. Results are considered to be an estimated maximum concentration.

G - The concentration may be biased high due to matrix interferences (i.e, co-elution) with non-target compound(s). The result should be considered estimated.

H - The analysis of pH was performed beyond the regulatory-required holding time of 15 minutes from the time of sample collection.

I - The lower value for the two columns has been reported due to obvious interference.

J - Estimated value. This represents an estimated concentration for Tentatively Identified Compounds (TICs).

M - Reporting Limit (RL) exceeds the MCP CAM Reporting Limit for this analyte.

Report Format: Data Usability Report

Project Name:	136 FULLER ROAD	**Lab Number:**	L2516650
Project Number:	2222575.05	**Report Date:**	04/09/25

Data Qualifiers

ND - Not detected at the reporting limit (RL) for the sample.

NJ - Presumptive evidence of compound. This represents an estimated concentration for Tentatively Identified Compounds (TICs), where the identification is based on a mass spectral library search.

P - The RPD between the results for the two columns exceeds the method-specified criteria.

Q - The quality control sample exceeds the associated acceptance criteria. For DOD-related projects, LCS and/or Continuing Calibration Standard exceedences are also qualified on all associated sample results. Note: This flag is not applicable for matrix spike recoveries when the sample concentration is greater than 4x the spike added or for batch duplicate RPD when the sample concentrations are less than 5x the RL. (Metals only.)

R - Analytical results are from sample re-analysis.

RE - Analytical results are from sample re-extraction.

S - Analytical results are from modified screening analysis.

V - The surrogate associated with this target analyte has a recovery outside the QC acceptance limits. (Applicable to MassDEP DW Compliance samples only.)

Z - The batch matrix spike and/or duplicate associated with this target analyte has a recovery/RPD outside the QC acceptance limits. (Applicable to MassDEP DW Compliance samples only.)

Report Format: Data Usability Report

Project Name: 136 FULLER ROAD
Project Number: 2222575.05
Lab Number: L2516650
Report Date: 04/09/25

REFERENCES

48 Compendium of Methods for the Determination of Toxic Organic Compounds in Ambient Air. Second Edition. EPA/625/R-96/010b, January 1999.

LIMITATION OF LIABILITIES

Pace Analytical Services performs services with reasonable care and diligence normal to the analytical testing laboratory industry. In the event of an error, the sole and exclusive responsibility of Pace Analytical Services shall be to re-perform the work at it's own expense. In no event shall Pace Analytical Services be held liable for any incidental, consequential or special damages, including but not limited to, damages in any way connected with the use of, interpretation of, information or analysis provided by Pace Analytical Services.

We strongly urge our clients to comply with EPA protocol regarding sample volume, preservation, cooling, containers, sampling procedures, holding time and splitting of samples in the field.

Certification Information

The following analytes are not included in our Primary NELAP Scope of Accreditation:

Westborough Facility – 8 Walkup Dr. Westborough, MA 01581
EPA 624.1: m/p-xylene, o-xylene, Naphthalene
EPA 625.1: alpha-Terpineol
EPA 8260D: NPW: 1,2,4,5-Tetramethylbenzene; 4-Ethyltoluene; SCM: Iodomethane (methyl iodide), 1,2,4,5-Tetramethylbenzene; 4-Ethyltoluene.
EPA 8270E: NPW: Dimethylnaphthalene,1,4-Diphenylhydrazine, alpha-Terpineol, Azobenzene; SCM: Dimethylnaphthalene,1,4-Diphenylhydrazine.
SM4500: NPW: Amenable Cyanide; SCM: Total Phosphorus, TKN, NO2, NO3.

Mansfield Facility – 320 Forbes Blvd. Mansfield, MA 02048
SM 2540D: TSS.
EPA TO-15: Halothane, 2,4,4-Trimethyl-2-pentene, 2,4,4-Trimethyl-1-pentene, Thiophene, 2-Methylthiophene, 3-Methylthiophene, 2-Ethylthiophene, 1,2,3-Trimethylbenzene, Indan, Indene, 1,2,4,5-Tetramethylbenzene, Benzothiophene, 1-Methylnaphthalene.
MADEP-APH.
Nonpotable Water: EPA RSK-175 Dissolved Gases
Biological Tissue Matrix: EPA 3050B

Mansfield Facility – 120 Forbes Blvd. Mansfield, MA 02048
EPA TO-15: Halothane, 2,4,4-Trimethyl-2-pentene, 2,4,4-Trimethyl-1-pentene, Thiophene, 2-Methylthiophene, 3-Methylthiophene, 2-Ethylthiophene, 1,2,3-Trimethylbenzene, Indan, Indene, 1,2,4,5-Tetramethylbenzene, Benzothiophene, 1-Methylnaphthalene.
Nonpotable Water: EPA RSK-175 Dissolved Gases

The following test method is not included in our New Jersey Secondary NELAP Scope of Accreditation:

Mansfield Facility – 320 Forbes Blvd. Mansfield, MA 02048
Determination of Selected Perfluorinated Alkyl Substances by Solid Phase Extraction and Liquid Chromatography/Tandem Mass Spectrometry Isotope Dilution (via Alpha SOP 23528)

The following analytes are included in our Massachusetts DEP Scope of Accreditation

Westborough Facility – 8 Walkup Dr. Westborough, MA 01581

Drinking Water
EPA 300.0: Chloride, Nitrate-N, Fluoride, Sulfate; **EPA 353.2**: Nitrate-N, Nitrite-N; **SM4500NO3-F**: Nitrate-N, Nitrite-N; **SM4500F-C, SM4500CN-CE, EPA 180.1, SM2130B, SM4500Cl-D, SM2320B, SM2540C, SM4500H-B, SM4500NO2-B**
EPA 524.2: THMs and VOCs; **EPA 504.1:** EDB, DBCP.
Microbiology: **SM9215B; SM9223-P/A, SM9223B-Colilert-QT,SM9222D**.

Non-Potable Water
SM4500H,B, EPA 120.1, SM2510B, SM2540C, SM2320B, SM4500CL-E, SM4500F-BC, SM4500NH3-BH: Ammonia-N and Kjeldahl-N, **EPA 350.1**: Ammonia-N, **LACHAT 10-107-06-1-B**: Ammonia-N, **EPA 351.1, SM4500NO3-F, EPA 353.2**: Nitrate-N**, SM4500P-E, SM4500P-B, E, SM4500SO4-E, SM5220D, EPA 410.4, SM5210B, SM5310C, SM4500CL-D, EPA 1664, EPA 420.1, SM4500-CN-CE, SM2540D, EPA 300: Chloride, Sulfate, Nitrate.**
EPA 624.1: Volatile Halocarbons & Aromatics,
EPA 608.3: Chlordane, Toxaphene, Aldrin, alpha-BHC, beta-BHC, gamma-BHC, delta-BHC, Dieldrin, DDD, DDE, DDT, Endosulfan I, Endosulfan II, Endosulfan sulfate, Endrin, Endrin Aldehyde, Heptachlor, Heptachlor Epoxide, PCBs
EPA 625.1: SVOC (Acid/Base/Neutral Extractables).
Microbiology: **SM9223B-Colilert-QT; Enterolert-QT, EPA 1600, EPA 1603, SM9222D.**

Mansfield Facility – 320 Forbes Blvd. Mansfield, MA 02048

Drinking Water
EPA 200.7: Al, Ba, Cd, Cr, Cu, Fe, Mn, Ni, Na, Ag, Ca, Zn. **EPA 200.8:** Al, Sb, As, Ba, Be, Cd, Cr, Cu, Pb, Mn, Ni, Se, Ag, TL, Zn. **EPA 245.1** Hg.
EPA 522, EPA 537.1.

Non-Potable Water
EPA 200.7: Al, Sb, As, Be, Cd, Ca, Cr, Co, Cu, Fe, Pb, Mg, Mn, Mo, Ni, K, Se, Ag, Na, Sr, TL, Ti, V, Zn.
EPA 200.8: Al, Sb**,** As, Be, Cd, Cr, Cu, Fe, Pb, Mn, Ni, K, Se, Ag, Na, TL, Zn.
EPA 245.1 Hg.
SM2340B

Certification IDs:

Westborough Facility – 8 Walkup Dr. Westborough, MA 01581
CT PH-0826, IL 200077, IN C-MA-03, KY JY98045, ME MA00086, MD 348, MA M-MA086, NH 2064, NJ MA935, NY 11148, NC (DW) 25700, NC (NPW/SCM) 666, OR MA-1316, PA 68-03671, RI LAO00065, TX T104704476, VT VT-0935, VA 460195

Mansfield Facility – 320 Forbes Blvd. Mansfield, MA 02048
CT PH-0825, ANAB/DoD L2474, IL 200081, IN C-MA-04, KY KY98046, LA 3090, ME MA00030, MI 9110, MN 025-999-495, NH 2062, NJ MA015, NY 11627, NC (NPW/SCM) 685, OR MA-0262, PA 68-02089, RI LAO00299, TX T-104704419, VT VT-0015, VA 460194, WA C954

Mansfield Facility – 120 Forbes Blvd. Mansfield, MA 02048
ANAB/DoD L2474, ME MA01156, MN 025-999-498, NH 2249, NJ MA025, NY 12191, OR 4203, TX T104704583, VA 460311, WA C1104.

For a complete listing of analytes and methods, please contact your Project Manager.

AIR ANALYSIS

PAGE 1 OF 1

ALPHA ANALYTICAL — CHAIN OF CUSTODY

320 Forbes Blvd, Mansfield, MA 02048
TEL 508-822-9300 FAX 508-822-3288

Date Rec'd in Lab: 3/21/25

ALPHA Job #: L2516650

Client Information

Client: LaBella Associates
Address: 4 British American Blvd
Latham, NY 12110
Phone: 720-626-0362
Fax:
Email: bfields@labellape.com

☐ These samples have been previously analyzed by Alpha

Project Information

Project Name: 136 Fuller Road
Project Location: Albany, NY
Project #: 2222575.05
Project Manager: Branson Fields
ALPHA Quote #:

Turn-Around Time

☒ Standard ☐ RUSH (only if pre-approved)

Date Due: Time:

Report Information - Data Deliverables

☐ FAX
☐ ADEx
Criteria Checker
(Default based on Regulatory Criteria Indicated)
Other Formats:
☒ EMAIL (standard pdf report)
☐ Additional Deliverables

Report to: (if different than Project Manager)

Billing Information

☒ Same as Client info PO #

2222575.05

Regulatory Requirements/Report Limits

State/Fed	Program	Res / Comm

Other Project Specific Requirements/Comments:

*Invoice to APPK@labellape.com

Project-Specific Target Compound List: ☐

ANALYSIS

TO-15 | TO-15 SIM | APH | Fixed Gases | Sulfolane & Mercaptans by TO-15 | ☐

All Columns Below Must Be Filled Out

ALPHA Lab ID (Lab Use Only)	Sample ID	COLLECTION End Date	Start Time	End Time	Initial Vacuum	Final Vacuum	Sample Matrix*	Sampler's Initials	Can Size	ID Can	ID - Flow Controller	TO-15	Sample Comments (i.e. PID)
16650-01	Effluent_MAR25	3/20/25	14:29	14:30	-28.8	0	SV	BF	1L	4806	612B	X	PID = 8.8 ppm

*SAMPLE MATRIX CODES

AA = Ambient Air (Indoor/Outdoor)
SV = Soil Vapor/Landfill Gas/SVE
Other = Please Specify

Container Type: CS

Please print clearly, legibly and completely. Samples can not be logged in and turnaround time clock will not start until any ambiguities are resolved. All samples submitted are subject to Alpha's Terms and Conditions. See reverse side.

Relinquished By	Date/Time	Received By	Date/Time
Branson Fields / LaBella	3/20/25 @ 14:30	Isis Soto PALE	3/20/25 14:50
Isis Soto PALE	3/20/25 @ 14:52		3/20/25 2200
	3/21/25 0200		3/21/25 0500
AA 03/21/25 0500	3/21/25 0700		3/21/25 0700

Form No: 101-04 Rev (25-Sep-15)

ANALYTICAL REPORT

Lab Number:	L2525623
Client:	Labella Associates Latham NY 4 British American Blvd Latham, NY 12110
ATTN:	Branson Fields
Phone:	(720) 626-6362
Project Name:	136 FULLER ROAD
Project Number:	2222575.05
Report Date:	05/09/25

The original project report/data package is held by Pace Analytical Services. This report/data package is paginated and should be reproduced only in its entirety. Pace Analytical Services holds no responsibility for results and/or data that are not consistent with the original.

Certifications & Approvals: NH ELAP (2249).

120 Forbes Boulevard, Mansfield, MA 02048-1806
508-822-9300 (Fax) 508-822-3288 800-624-9220 - www.pacelabs.com

Project Name: 136 FULLER ROAD
Project Number: 2222575.05

Lab Number: L2525623
Report Date: 05/09/25

Lab Sample ID	Client ID	Matrix	Sample Location	Collection Date/Time	Receive Date
L2525623-01	EFFLUENT_APR25	SOIL_VAPOR	ALBANY, NY	04/25/25 06:45	04/25/25

Project Name:	136 FULLER ROAD	**Lab Number:**	L2525623
Project Number:	2222575.05	**Report Date:**	05/09/25

Case Narrative

The samples were received in accordance with the Chain of Custody and no significant deviations were encountered during the preparation or analysis unless otherwise noted. Sample Receipt, Container Information, and the Chain of Custody are located at the back of the report.

Results contained within this report relate only to the samples submitted under this Pace Lab Number and meet NELAP requirements for all NELAP accredited parameters unless otherwise noted in the following narrative. The data presented in this report is organized by parameter (i.e. VOC, SVOC, etc.). Sample specific Quality Control data (i.e. Surrogate Spike Recovery) is reported at the end of the target analyte list for each individual sample, followed by the Laboratory Batch Quality Control at the end of each parameter. Tentatively Identified Compounds (TICs), if requested, are reported for compounds identified to be present and are not part of the method/program Target Compound List, even if only a subset of the TCL are being reported. If a sample was re-analyzed or re-extracted due to a required quality control corrective action and if both sets of data are reported, the Laboratory ID of the re-analysis or re-extraction is designated with an "R" or "RE", respectively.

When multiple Batch Quality Control elements are reported (e.g. more than one LCS), the associated samples for each element are noted in the grey shaded header line of each data table. Any Laboratory Batch, Sample Specific % recovery or RPD value that is outside the listed Acceptance Criteria is bolded in the report. In reference to questions H (CAM) or 4 (RCP) when "NO" is checked, the performance criteria for CAM and RCP methods allow for some quality control failures to occur and still be within method compliance. In these instances, the specific failure is not narrated but noted in the associated QC Outlier Summary Report, located directly after the Case Narrative. QC information is also incorporated in the Data Usability Assessment table (Format 11) of our Data Merger tool, where it can be reviewed in conjunction with the sample result, associated regulatory criteria and any associated data usability implications.

Soil/sediments and solids are reported on a dry weight basis unless otherwise noted. Tissues are reported "as received" or on a wet weight basis, unless otherwise noted. Definitions of all data qualifiers and acronyms used in this report are provided in the Glossary located at the back of the report.

HOLD POLICY - For samples submitted on hold, Pace's policy is to hold samples (with the exception of Air canisters) free of charge for 21 calendar days from the date the project is completed. After 21 calendar days, we will dispose of all samples submitted including those put on hold unless you have contacted your Pace Project Manager and made arrangements for Pace to continue to hold the samples. Air canisters will be disposed after 3 business days from the date the project is completed.

Please contact Project Management at 800-624-9220 with any questions.

Project Name:	136 FULLER ROAD	**Lab Number:**	L2525623
Project Number:	2222575.05	**Report Date:**	05/09/25

Case Narrative (continued)

Volatile Organics in Air

Canisters were released from the laboratory on April 24, 2025. The canister certification data is provided as an addendum.

L2525623-01D: The sample has elevated detection limits due to the dilution required by the elevated concentrations of target compounds in the sample.

The WG2064283-3 LCS recovery associated with L2525623-01D is above the upper 130% acceptance limit for bromoform (132%). All samples associated with this LCS do not have reportable amounts of this analyte.

The WG2064283-3 LCS recovery associated with L2525623-01D is below the acceptance limit for vinyl acetate (55%). All samples associated with this LCS that have reportable amounts of this analyte will be reported with low bias.

I, the undersigned, attest under the pains and penalties of perjury that, to the best of my knowledge and belief and based upon my personal inquiry of those responsible for providing the information contained in this analytical report, such information is accurate and complete. This certificate of analysis is not complete unless this page accompanies any and all pages of this report.

Authorized Signature: Christopher J. Anderson

Title: Technical Director/Representative Date: 05/09/25

AIR

Project Name: 136 FULLER ROAD
Project Number: 2222575.05

Lab Number: L2525623
Report Date: 05/09/25

SAMPLE RESULTS

Lab ID: L2525623-01 D
Client ID: EFFLUENT_APR25
Sample Location: ALBANY, NY

Date Collected: 04/25/25 06:45
Date Received: 04/25/25
Field Prep: Not Specified

Sample Depth:
Matrix: Soil_Vapor
Anaytical Method: 48,TO-15
Analytical Date: 05/09/25 03:15
Analyst: TPH

	ppbV			ug/m3				
Parameter	Results	RL	MDL	Results	RL	MDL	Qualifier	Dilution Factor
Volatile Organics in Air - Mansfield Air Lab								
Dichlorodifluoromethane	1.15	0.693	--	5.69	3.43	--		3.463
Chloromethane	ND	0.693	--	ND	1.43	--		3.463
Freon-114	ND	0.693	--	ND	4.84	--		3.463
Vinyl chloride	2.61	0.693	--	6.67	1.77	--		3.463
1,3-Butadiene	ND	0.693	--	ND	1.53	--		3.463
Bromomethane	ND	0.693	--	ND	2.69	--		3.463
Chloroethane	1.10	0.693	--	2.90	1.83	--		3.463
Ethanol	ND	17.3	--	ND	32.6	--		3.463
Vinyl bromide	ND	0.693	--	ND	3.03	--		3.463
Acetone	6.86	3.46	--	16.3	8.22	--		3.463
Trichlorofluoromethane	3.42	0.693	--	19.2	3.89	--		3.463
Isopropanol	5.54	3.46	--	13.6	8.50	--		3.463
1,1-Dichloroethene	1.22	0.693	--	4.84	2.75	--		3.463
Tertiary butyl Alcohol	ND	1.73	--	ND	5.24	--		3.463
Methylene chloride	ND	1.73	--	ND	6.01	--		3.463
3-Chloropropene	ND	0.693	--	ND	2.17	--		3.463
Carbon disulfide	ND	0.693	--	ND	2.16	--		3.463
Freon-113	ND	0.693	--	ND	5.31	--		3.463
trans-1,2-Dichloroethene	ND	0.693	--	ND	2.75	--		3.463
1,1-Dichloroethane	15.6	0.693	--	63.1	2.80	--		3.463
Methyl tert butyl ether	ND	0.693	--	ND	2.50	--		3.463
2-Butanone	ND	1.73	--	ND	5.10	--		3.463
cis-1,2-Dichloroethene	109	0.693	--	432	2.75	--		3.463

Project Name: 136 FULLER ROAD
Project Number: 2222575.05
Lab Number: L2525623
Report Date: 05/09/25

SAMPLE RESULTS

Lab ID: L2525623-01 D
Client ID: EFFLUENT_APR25
Sample Location: ALBANY, NY

Date Collected: 04/25/25 06:45
Date Received: 04/25/25
Field Prep: Not Specified

Sample Depth:

Parameter	ppbV Results	ppbV RL	ppbV MDL	ug/m3 Results	ug/m3 RL	ug/m3 MDL	Qualifier	Dilution Factor
Volatile Organics in Air - Mansfield Air Lab								
Ethyl Acetate	ND	1.73	--	ND	6.23	--		3.463
Chloroform	ND	0.693	--	ND	3.38	--		3.463
Tetrahydrofuran	ND	1.73	--	ND	5.10	--		3.463
1,2-Dichloroethane	ND	0.693	--	ND	2.80	--		3.463
n-Hexane	ND	0.693	--	ND	2.44	--		3.463
1,1,1-Trichloroethane	21.1	0.693	--	115	3.78	--		3.463
Benzene	ND	0.693	--	ND	2.21	--		3.463
Carbon tetrachloride	ND	0.693	--	ND	4.36	--		3.463
Cyclohexane	ND	0.693	--	ND	2.39	--		3.463
1,2-Dichloropropane	ND	0.693	--	ND	3.20	--		3.463
Bromodichloromethane	ND	0.693	--	ND	4.64	--		3.463
1,4-Dioxane	1.49	0.693	--	5.37	2.50	--		3.463
Trichloroethene	27.4	0.693	--	147	3.72	--		3.463
2,2,4-Trimethylpentane	ND	0.693	--	ND	3.24	--		3.463
Heptane	ND	0.693	--	ND	2.84	--		3.463
cis-1,3-Dichloropropene	ND	0.693	--	ND	3.15	--		3.463
4-Methyl-2-pentanone	ND	1.73	--	ND	7.09	--		3.463
trans-1,3-Dichloropropene	ND	0.693	--	ND	3.15	--		3.463
1,1,2-Trichloroethane	ND	0.693	--	ND	3.78	--		3.463
Toluene	1.38	0.693	--	5.20	2.61	--		3.463
2-Hexanone	ND	0.693	--	ND	2.84	--		3.463
Dibromochloromethane	ND	0.693	--	ND	5.90	--		3.463
1,2-Dibromoethane	ND	0.693	--	ND	5.33	--		3.463
Tetrachloroethene	197	0.693	--	1340	4.70	--		3.463
Chlorobenzene	ND	0.693	--	ND	3.19	--		3.463
Ethylbenzene	ND	0.693	--	ND	3.01	--		3.463

Project Name: 136 FULLER ROAD
Project Number: 2222575.05
Lab Number: L2525623
Report Date: 05/09/25

SAMPLE RESULTS

Lab ID: L2525623-01 D
Client ID: EFFLUENT_APR25
Sample Location: ALBANY, NY

Date Collected: 04/25/25 06:45
Date Received: 04/25/25
Field Prep: Not Specified

Sample Depth:

Parameter	ppbV Results	ppbV RL	ppbV MDL	ug/m3 Results	ug/m3 RL	ug/m3 MDL	Qualifier	Dilution Factor
Volatile Organics in Air - Mansfield Air Lab								
p/m-Xylene	ND	1.38	--	ND	5.99	--		3.463
Bromoform	0.744	0.693	--	7.69	7.17	--		3.463
Styrene	ND	0.693	--	ND	2.95	--		3.463
1,1,2,2-Tetrachloroethane	ND	0.693	--	ND	4.76	--		3.463
o-Xylene	0.738	0.693	--	3.21	3.01	--		3.463
4-Ethyltoluene	ND	0.693	--	ND	3.41	--		3.463
1,3,5-Trimethylbenzene	ND	0.693	--	ND	3.41	--		3.463
1,2,4-Trimethylbenzene	ND	0.693	--	ND	3.41	--		3.463
Benzyl chloride	ND	0.693	--	ND	3.59	--		3.463
1,3-Dichlorobenzene	ND	0.693	--	ND	4.17	--		3.463
1,4-Dichlorobenzene	ND	0.693	--	ND	4.17	--		3.463
1,2-Dichlorobenzene	ND	0.693	--	ND	4.17	--		3.463
1,2,4-Trichlorobenzene	ND	0.693	--	ND	5.14	--		3.463
Naphthalene	ND	0.658	--	ND	3.45	--		3.463
Hexachlorobutadiene	ND	0.693	--	ND	7.39	--		3.463

Internal Standard	% Recovery	Qualifier	Acceptance Criteria
1,4-Difluorobenzene	113		60-140
Bromochloromethane	102		60-140
chlorobenzene-d5	101		60-140

Project Name: 136 FULLER ROAD
Project Number: 2222575.05
Lab Number: L2525623
Report Date: 05/09/25

Method Blank Analysis
Batch Quality Control

Analytical Method: 48,TO-15
Analytical Date: 05/08/25 15:57

Parameter	ppbV Results	ppbV RL	ppbV MDL	ug/m3 Results	ug/m3 RL	ug/m3 MDL	Qualifier	Dilution Factor
Volatile Organics in Air - Mansfield Air Lab for sample(s): 01 Batch: WG2064283-4								
Dichlorodifluoromethane	ND	0.200	--	ND	0.989	--		1
Chloromethane	ND	0.200	--	ND	0.413	--		1
Freon-114	ND	0.200	--	ND	1.40	--		1
Vinyl chloride	ND	0.200	--	ND	0.511	--		1
1,3-Butadiene	ND	0.200	--	ND	0.442	--		1
Bromomethane	ND	0.200	--	ND	0.777	--		1
Chloroethane	ND	0.200	--	ND	0.528	--		1
Ethanol	ND	5.00	--	ND	9.42	--		1
Vinyl bromide	ND	0.200	--	ND	0.874	--		1
Acetone	ND	1.00	--	ND	2.38	--		1
Trichlorofluoromethane	ND	0.200	--	ND	1.12	--		1
Isopropanol	ND	1.00	--	ND	2.46	--		1
1,1-Dichloroethene	ND	0.200	--	ND	0.793	--		1
Tertiary butyl Alcohol	ND	0.500	--	ND	1.52	--		1
Methylene chloride	ND	0.500	--	ND	1.74	--		1
3-Chloropropene	ND	0.200	--	ND	0.626	--		1
Carbon disulfide	ND	0.200	--	ND	0.623	--		1
Freon-113	ND	0.200	--	ND	1.53	--		1
trans-1,2-Dichloroethene	ND	0.200	--	ND	0.793	--		1
1,1-Dichloroethane	ND	0.200	--	ND	0.809	--		1
Methyl tert butyl ether	ND	0.200	--	ND	0.721	--		1
2-Butanone	ND	0.500	--	ND	1.47	--		1
cis-1,2-Dichloroethene	ND	0.200	--	ND	0.793	--		1
Ethyl Acetate	ND	0.500	--	ND	1.80	--		1
Chloroform	ND	0.200	--	ND	0.977	--		1

Project Name: 136 FULLER ROAD
Project Number: 2222575.05
Lab Number: L2525623
Report Date: 05/09/25

Method Blank Analysis
Batch Quality Control

Analytical Method: 48,TO-15
Analytical Date: 05/08/25 15:57

Parameter	ppbV Results	ppbV RL	ppbV MDL	ug/m3 Results	ug/m3 RL	ug/m3 MDL	Qualifier	Dilution Factor
Volatile Organics in Air - Mansfield Air Lab for sample(s): 01 Batch: WG2064283-4								
Tetrahydrofuran	ND	0.500	--	ND	1.47	--		1
1,2-Dichloroethane	ND	0.200	--	ND	0.809	--		1
n-Hexane	ND	0.200	--	ND	0.705	--		1
1,1,1-Trichloroethane	ND	0.200	--	ND	1.09	--		1
Benzene	ND	0.200	--	ND	0.639	--		1
Carbon tetrachloride	ND	0.200	--	ND	1.26	--		1
Cyclohexane	ND	0.200	--	ND	0.688	--		1
1,2-Dichloropropane	ND	0.200	--	ND	0.924	--		1
Bromodichloromethane	ND	0.200	--	ND	1.34	--		1
1,4-Dioxane	ND	0.200	--	ND	0.721	--		1
Trichloroethene	ND	0.200	--	ND	1.07	--		1
2,2,4-Trimethylpentane	ND	0.200	--	ND	0.934	--		1
Heptane	ND	0.200	--	ND	0.820	--		1
cis-1,3-Dichloropropene	ND	0.200	--	ND	0.908	--		1
4-Methyl-2-pentanone	ND	0.500	--	ND	2.05	--		1
trans-1,3-Dichloropropene	ND	0.200	--	ND	0.908	--		1
1,1,2-Trichloroethane	ND	0.200	--	ND	1.09	--		1
Toluene	ND	0.200	--	ND	0.754	--		1
2-Hexanone	ND	0.200	--	ND	0.820	--		1
Dibromochloromethane	ND	0.200	--	ND	1.70	--		1
1,2-Dibromoethane	ND	0.200	--	ND	1.54	--		1
Tetrachloroethene	ND	0.200	--	ND	1.36	--		1
Chlorobenzene	ND	0.200	--	ND	0.921	--		1
Ethylbenzene	ND	0.200	--	ND	0.869	--		1
p/m-Xylene	ND	0.400	--	ND	1.74	--		1

Project Name: 136 FULLER ROAD
Project Number: 2222575.05
Lab Number: L2525623
Report Date: 05/09/25

Method Blank Analysis
Batch Quality Control

Analytical Method: 48,TO-15
Analytical Date: 05/08/25 15:57

Parameter	ppbV Results	ppbV RL	ppbV MDL	ug/m3 Results	ug/m3 RL	ug/m3 MDL	Qualifier	Dilution Factor
Volatile Organics in Air - Mansfield Air Lab for sample(s): 01 Batch: WG2064283-4								
Bromoform	ND	0.200	--	ND	2.07	--		1
Styrene	ND	0.200	--	ND	0.852	--		1
1,1,2,2-Tetrachloroethane	ND	0.200	--	ND	1.37	--		1
o-Xylene	ND	0.200	--	ND	0.869	--		1
4-Ethyltoluene	ND	0.200	--	ND	0.983	--		1
1,3,5-Trimethylbenzene	ND	0.200	--	ND	0.983	--		1
1,2,4-Trimethylbenzene	ND	0.200	--	ND	0.983	--		1
Benzyl chloride	ND	0.200	--	ND	1.04	--		1
1,3-Dichlorobenzene	ND	0.200	--	ND	1.20	--		1
1,4-Dichlorobenzene	ND	0.200	--	ND	1.20	--		1
1,2-Dichlorobenzene	ND	0.200	--	ND	1.20	--		1
1,2,4-Trichlorobenzene	ND	0.200	--	ND	1.48	--		1
Naphthalene	ND	0.190	--	ND	0.996	--		1
Hexachlorobutadiene	ND	0.200	--	ND	2.13	--		1

Lab Control Sample Analysis
Batch Quality Control

Project Name: 136 FULLER ROAD
Project Number: 2222575.05

Lab Number: L2525623
Report Date: 05/09/25

Parameter	LCS %Recovery	Qual	LCSD %Recovery	Qual	%Recovery Limits	RPD	Qual	RPD Limits
Volatile Organics in Air - Mansfield Air Lab Associated sample(s): 01 Batch: WG2064283-3								
Dichlorodifluoromethane	105		-		70-130	-		
Chloromethane	85		-		70-130	-		
Freon-114	109		-		70-130	-		
Vinyl chloride	96		-		70-130	-		
1,3-Butadiene	93		-		70-130	-		
Bromomethane	107		-		70-130	-		
Chloroethane	97		-		70-130	-		
Ethanol	76		-		40-160	-		
Vinyl bromide	116		-		70-130	-		
Acetone	93		-		40-160	-		
Trichlorofluoromethane	107		-		70-130	-		
Isopropanol	94		-		40-160	-		
1,1-Dichloroethene	104		-		70-130	-		
Tertiary butyl Alcohol	86		-		70-130	-		
Methylene chloride	101		-		70-130	-		
3-Chloropropene	98		-		70-130	-		
Carbon disulfide	105		-		70-130	-		
Freon-113	108		-		70-130	-		
trans-1,2-Dichloroethene	107		-		70-130	-		
1,1-Dichloroethane	102		-		70-130	-		
Methyl tert butyl ether	108		-		70-130	-		
2-Butanone	98		-		70-130	-		
cis-1,2-Dichloroethene	99		-		70-130	-		

Lab Control Sample Analysis
Batch Quality Control

Project Name: 136 FULLER ROAD
Project Number: 2222575.05

Lab Number: L2525623
Report Date: 05/09/25

Parameter	LCS %Recovery	Qual	LCSD %Recovery	Qual	%Recovery Limits	RPD	Qual	RPD Limits
Volatile Organics in Air - Mansfield Air Lab Associated sample(s): 01 Batch: WG2064283-3								
Ethyl Acetate	107		-		70-130	-		
Chloroform	103		-		70-130	-		
Tetrahydrofuran	110		-		70-130	-		
1,2-Dichloroethane	96		-		70-130	-		
n-Hexane	96		-		70-130	-		
1,1,1-Trichloroethane	97		-		70-130	-		
Benzene	103		-		70-130	-		
Carbon tetrachloride	102		-		70-130	-		
Cyclohexane	98		-		70-130	-		
1,2-Dichloropropane	92		-		70-130	-		
Bromodichloromethane	106		-		70-130	-		
1,4-Dioxane	99		-		70-130	-		
Trichloroethene	98		-		70-130	-		
2,2,4-Trimethylpentane	99		-		70-130	-		
Heptane	94		-		70-130	-		
cis-1,3-Dichloropropene	103		-		70-130	-		
4-Methyl-2-pentanone	96		-		70-130	-		
trans-1,3-Dichloropropene	107		-		70-130	-		
1,1,2-Trichloroethane	97		-		70-130	-		
Toluene	119		-		70-130	-		
2-Hexanone	104		-		70-130	-		
Dibromochloromethane	123		-		70-130	-		
1,2-Dibromoethane	112		-		70-130	-		

Lab Control Sample Analysis
Batch Quality Control

Project Name: 136 FULLER ROAD
Project Number: 2222575.05

Lab Number: L2525623
Report Date: 05/09/25

Parameter	LCS %Recovery	Qual	LCSD %Recovery	Qual	%Recovery Limits	RPD	Qual	RPD Limits
Volatile Organics in Air - Mansfield Air Lab	Associated sample(s): 01		Batch: WG2064283-3					
Tetrachloroethene	112		-		70-130	-		
Chlorobenzene	108		-		70-130	-		
Ethylbenzene	107		-		70-130	-		
p/m-Xylene	112		-		70-130	-		
Bromoform	**132**	Q	-		70-130	-		
Styrene	113		-		70-130	-		
1,1,2,2-Tetrachloroethane	112		-		70-130	-		
o-Xylene	115		-		70-130	-		
4-Ethyltoluene	122		-		70-130	-		
1,3,5-Trimethylbenzene	94		-		70-130	-		
1,2,4-Trimethylbenzene	120		-		70-130	-		
Benzyl chloride	108		-		70-130	-		
1,3-Dichlorobenzene	119		-		70-130	-		
1,4-Dichlorobenzene	116		-		70-130	-		
1,2-Dichlorobenzene	115		-		70-130	-		
1,2,4-Trichlorobenzene	123		-		70-130	-		
Naphthalene	114		-		70-130	-		
Hexachlorobutadiene	115		-		70-130	-		

Project Name: 136 FULLER ROAD

Lab Number: L2525623

Project Number: 2222575.05

Report Date: 05/09/25

Canister and Flow Controller Information

Samplenum	Client ID	Media ID	Media Type	Date Prepared	Bottle Order	Cleaning Batch ID	Can Leak Check	Initial Pressure (in. Hg)	Pressure on Receipt	Flow Controler Leak Chk	Flow Out mL/min	Flow In	% RPD
L2525623-01	EFFLUENT_APR25	3765	1.0L Can	04/24/25	517765	L2520943-02	Pass	-29.3	0.0	-	-	-	-

Project Name: BATCH CANISTER CERTIFICATION
Project Number: CANISTER QC BAT
Lab Number: L2520943
Report Date: 05/09/25

Air Canister Certification Results

Lab ID: L2520943-02
Client ID: CAN 2495 SHELF 17
Sample Location:

Date Collected: 04/07/25 15:00
Date Received: 04/08/25
Field Prep: Not Specified

Sample Depth:
Matrix: Air
Anaytical Method: 48,TO-15
Analytical Date: 04/08/25 21:32
Analyst: JFI

	ppbV			ug/m3				
Parameter	**Results**	**RL**	**MDL**	**Results**	**RL**	**MDL**	**Qualifier**	**Dilution Factor**
Volatile Organics in Air - Mansfield Air Lab								
Chlorodifluoromethane	ND	0.200	--	ND	0.707	--		1
Propylene	ND	0.500	--	ND	0.861	--		1
Propane	ND	0.500	--	ND	0.902	--		1
Dichlorodifluoromethane	ND	0.200	--	ND	0.989	--		1
Chloromethane	ND	0.200	--	ND	0.413	--		1
Freon-114	ND	0.200	--	ND	1.40	--		1
Methanol	8.26	5.00	--	10.8	6.55	--	B	1
Vinyl chloride	ND	0.200	--	ND	0.511	--		1
1,3-Butadiene	ND	0.200	--	ND	0.442	--		1
Butane	ND	0.200	--	ND	0.475	--		1
Bromomethane	ND	0.200	--	ND	0.777	--		1
Chloroethane	ND	0.200	--	ND	0.528	--		1
Ethanol	ND	5.00	--	ND	9.42	--		1
Dichlorofluoromethane	ND	0.200	--	ND	0.842	--		1
Vinyl bromide	ND	0.200	--	ND	0.874	--		1
Acrolein	ND	0.500	--	ND	1.15	--		1
Acetone	ND	1.00	--	ND	2.38	--		1
Acetonitrile	ND	0.200	--	ND	0.336	--		1
Trichlorofluoromethane	ND	0.200	--	ND	1.12	--		1
Isopropanol	ND	1.00	--	ND	2.46	--		1
Acrylonitrile	ND	0.500	--	ND	1.09	--		1
Pentane	ND	0.200	--	ND	0.590	--		1
Ethyl ether	ND	0.200	--	ND	0.606	--		1
1,1-Dichloroethene	ND	0.200	--	ND	0.793	--		1

Project Name: BATCH CANISTER CERTIFICATION
Project Number: CANISTER QC BAT
Lab Number: L2520943
Report Date: 05/09/25

Air Canister Certification Results

Lab ID: L2520943-02
Client ID: CAN 2495 SHELF 17
Sample Location:

Date Collected: 04/07/25 15:00
Date Received: 04/08/25
Field Prep: Not Specified

Sample Depth:

Parameter	ppbV Results	ppbV RL	ppbV MDL	ug/m3 Results	ug/m3 RL	ug/m3 MDL	Qualifier	Dilution Factor
Volatile Organics in Air - Mansfield Air Lab								
Tertiary butyl Alcohol	ND	0.500	--	ND	1.52	--		1
Methylene chloride	ND	0.500	--	ND	1.74	--		1
3-Chloropropene	ND	0.200	--	ND	0.626	--		1
Carbon disulfide	ND	0.200	--	ND	0.623	--		1
Freon-113	ND	0.200	--	ND	1.53	--		1
trans-1,2-Dichloroethene	ND	0.200	--	ND	0.793	--		1
1,1-Dichloroethane	ND	0.200	--	ND	0.809	--		1
Methyl tert butyl ether	ND	0.200	--	ND	0.721	--		1
Vinyl acetate	ND	1.00	--	ND	3.52	--		1
Xylenes, total	ND	0.600	--	ND	0.869	--		1
2-Butanone	ND	0.500	--	ND	1.47	--		1
cis-1,2-Dichloroethene	ND	0.200	--	ND	0.793	--		1
Ethyl Acetate	ND	0.500	--	ND	1.80	--		1
Chloroform	ND	0.200	--	ND	0.977	--		1
Tetrahydrofuran	ND	0.500	--	ND	1.47	--		1
2,2-Dichloropropane	ND	0.200	--	ND	0.924	--		1
1,2-Dichloroethane	ND	0.200	--	ND	0.809	--		1
n-Hexane	ND	0.200	--	ND	0.705	--		1
Diisopropyl ether	ND	0.200	--	ND	0.836	--		1
tert-Butyl Ethyl Ether	ND	0.200	--	ND	0.836	--		1
1,2-Dichloroethene (total)	ND	1.00	--	ND	1.00	--		1
1,1,1-Trichloroethane	ND	0.200	--	ND	1.09	--		1
1,1-Dichloropropene	ND	0.200	--	ND	0.908	--		1
Benzene	ND	0.200	--	ND	0.639	--		1
Carbon tetrachloride	ND	0.200	--	ND	1.26	--		1
Cyclohexane	ND	0.200	--	ND	0.688	--		1
tert-Amyl Methyl Ether	ND	0.200	--	ND	0.836	--		1

Project Name: BATCH CANISTER CERTIFICATION
Project Number: CANISTER QC BAT

Lab Number: L2520943
Report Date: 05/09/25

Air Canister Certification Results

Lab ID: L2520943-02
Client ID: CAN 2495 SHELF 17
Sample Location:

Date Collected: 04/07/25 15:00
Date Received: 04/08/25
Field Prep: Not Specified

Sample Depth:

Parameter	ppbV Results	ppbV RL	ppbV MDL	ug/m3 Results	ug/m3 RL	ug/m3 MDL	Qualifier	Dilution Factor
Volatile Organics in Air - Mansfield Air Lab								
Dibromomethane	ND	0.200	--	ND	1.42	--		1
1,2-Dichloropropane	ND	0.200	--	ND	0.924	--		1
Bromodichloromethane	ND	0.200	--	ND	1.34	--		1
1,4-Dioxane	ND	0.200	--	ND	0.721	--		1
Trichloroethene	ND	0.200	--	ND	1.07	--		1
2,2,4-Trimethylpentane	ND	0.200	--	ND	0.934	--		1
Methyl Methacrylate	ND	0.500	--	ND	2.05	--		1
Heptane	ND	0.200	--	ND	0.820	--		1
cis-1,3-Dichloropropene	ND	0.200	--	ND	0.908	--		1
4-Methyl-2-pentanone	ND	0.500	--	ND	2.05	--		1
trans-1,3-Dichloropropene	ND	0.200	--	ND	0.908	--		1
1,1,2-Trichloroethane	ND	0.200	--	ND	1.09	--		1
Toluene	ND	0.200	--	ND	0.754	--		1
1,3-Dichloropropane	ND	0.200	--	ND	0.924	--		1
2-Hexanone	ND	0.200	--	ND	0.820	--		1
Dibromochloromethane	ND	0.200	--	ND	1.70	--		1
1,2-Dibromoethane	ND	0.200	--	ND	1.54	--		1
Butyl acetate	ND	0.500	--	ND	2.38	--		1
Octane	ND	0.200	--	ND	0.934	--		1
Tetrachloroethene	ND	0.200	--	ND	1.36	--		1
1,1,1,2-Tetrachloroethane	ND	0.200	--	ND	1.37	--		1
Chlorobenzene	ND	0.200	--	ND	0.921	--		1
Ethylbenzene	ND	0.200	--	ND	0.869	--		1
p/m-Xylene	ND	0.400	--	ND	1.74	--		1
Bromoform	ND	0.200	--	ND	2.07	--		1
Styrene	ND	0.200	--	ND	0.852	--		1
1,1,2,2-Tetrachloroethane	ND	0.200	--	ND	1.37	--		1

Project Name: BATCH CANISTER CERTIFICATION
Project Number: CANISTER QC BAT
Lab Number: L2520943
Report Date: 05/09/25

Air Canister Certification Results

Lab ID: L2520943-02
Client ID: CAN 2495 SHELF 17
Sample Location:

Date Collected: 04/07/25 15:00
Date Received: 04/08/25
Field Prep: Not Specified

Sample Depth:

Parameter	ppbV Results	ppbV RL	ppbV MDL	ug/m3 Results	ug/m3 RL	ug/m3 MDL	Qualifier	Dilution Factor
Volatile Organics in Air - Mansfield Air Lab								
o-Xylene	ND	0.200	--	ND	0.869	--		1
1,2,3-Trichloropropane	ND	0.200	--	ND	1.21	--		1
Nonane	ND	0.200	--	ND	1.05	--		1
Isopropylbenzene	ND	0.200	--	ND	0.983	--		1
Bromobenzene	ND	0.200	--	ND	0.793	--		1
2-Chlorotoluene	ND	0.200	--	ND	1.04	--		1
n-Propylbenzene	ND	0.200	--	ND	0.983	--		1
4-Chlorotoluene	ND	0.200	--	ND	1.04	--		1
4-Ethyltoluene	ND	0.200	--	ND	0.983	--		1
1,3,5-Trimethylbenzene	ND	0.200	--	ND	0.983	--		1
tert-Butylbenzene	ND	0.200	--	ND	1.10	--		1
1,2,4-Trimethylbenzene	ND	0.200	--	ND	0.983	--		1
Decane	ND	0.200	--	ND	1.16	--		1
Benzyl chloride	ND	0.200	--	ND	1.04	--		1
1,3-Dichlorobenzene	ND	0.200	--	ND	1.20	--		1
1,4-Dichlorobenzene	ND	0.200	--	ND	1.20	--		1
sec-Butylbenzene	ND	0.200	--	ND	1.10	--		1
p-Isopropyltoluene	ND	0.200	--	ND	1.10	--		1
1,2-Dichlorobenzene	ND	0.200	--	ND	1.20	--		1
n-Butylbenzene	ND	0.200	--	ND	1.10	--		1
1,2-Dibromo-3-chloropropane	ND	0.200	--	ND	1.93	--		1
Undecane	ND	0.200	--	ND	1.28	--		1
Dodecane	ND	0.200	--	ND	1.39	--		1
1,2,4-Trichlorobenzene	ND	0.200	--	ND	1.48	--		1
Naphthalene	ND	0.200	--	ND	0.996	--		1
1,2,3-Trichlorobenzene	ND	0.200	--	ND	1.48	--		1
Hexachlorobutadiene	ND	0.200	--	ND	2.13	--		1

Project Name: BATCH CANISTER CERTIFICATION
Project Number: CANISTER QC BAT
Lab Number: L2520943
Report Date: 05/09/25

Air Canister Certification Results

Lab ID: L2520943-02
Client ID: CAN 2495 SHELF 17
Sample Location:

Date Collected: 04/07/25 15:00
Date Received: 04/08/25
Field Prep: Not Specified

Sample Depth:

Parameter	ppbV Results	ppbV RL	ppbV MDL	ug/m3 Results	ug/m3 RL	ug/m3 MDL	Qualifier	Dilution Factor
Volatile Organics in Air - Mansfield Air Lab								

	Results	Qualifier	Units	RDL	Dilution Factor
Tentatively Identified Compounds					

No Tentatively Identified Compounds

Internal Standard	% Recovery	Qualifier	Acceptance Criteria
1,4-Difluorobenzene	93		60-140
Bromochloromethane	96		60-140
chlorobenzene-d5	98		60-140

Project Name: BATCH CANISTER CERTIFICATION
Project Number: CANISTER QC BAT

Lab Number: L2520943
Report Date: 05/09/25

Air Canister Certification Results

Lab ID: L2520943-02
Client ID: CAN 2495 SHELF 17
Sample Location:

Date Collected: 04/07/25 15:00
Date Received: 04/08/25
Field Prep: Not Specified

Sample Depth:
Matrix: Air
Anaytical Method: 48,TO-15-SIM
Analytical Date: 04/08/25 21:32
Analyst: JFI

	ppbV			ug/m3				
Parameter	**Results**	**RL**	**MDL**	**Results**	**RL**	**MDL**	**Qualifier**	**Dilution Factor**
Volatile Organics in Air by SIM - Mansfield Air Lab								
Dichlorodifluoromethane	ND	0.200	--	ND	0.989	--		1
Chloromethane	ND	0.200	--	ND	0.413	--		1
Freon-114	ND	0.050	--	ND	0.349	--		1
Vinyl chloride	ND	0.020	--	ND	0.051	--		1
1,3-Butadiene	ND	0.020	--	ND	0.044	--		1
Bromomethane	ND	0.020	--	ND	0.078	--		1
Chloroethane	ND	0.100	--	ND	0.264	--		1
Acrolein	ND	0.050	--	ND	0.115	--		1
Acetone	ND	1.00	--	ND	2.38	--		1
Trichlorofluoromethane	ND	0.050	--	ND	0.281	--		1
Acrylonitrile	ND	0.500	--	ND	1.09	--		1
1,1-Dichloroethene	ND	0.020	--	ND	0.079	--		1
Methylene chloride	ND	0.500	--	ND	1.74	--		1
Freon-113	0.059	0.050	--	0.452	0.383	--		1
trans-1,2-Dichloroethene	ND	0.020	--	ND	0.079	--		1
1,1-Dichloroethane	ND	0.020	--	ND	0.081	--		1
Methyl tert butyl ether	ND	0.200	--	ND	0.721	--		1
2-Butanone	ND	0.500	--	ND	1.47	--		1
cis-1,2-Dichloroethene	ND	0.020	--	ND	0.079	--		1
Chloroform	ND	0.020	--	ND	0.098	--		1
1,2-Dichloroethane	ND	0.020	--	ND	0.081	--		1
1,1,1-Trichloroethane	ND	0.020	--	ND	0.109	--		1
Benzene	ND	0.100	--	ND	0.319	--		1
Carbon tetrachloride	ND	0.020	--	ND	0.126	--		1

Project Name: BATCH CANISTER CERTIFICATION
Project Number: CANISTER QC BAT
Lab Number: L2520943
Report Date: 05/09/25

Air Canister Certification Results

Lab ID: L2520943-02
Client ID: CAN 2495 SHELF 17
Sample Location:

Date Collected: 04/07/25 15:00
Date Received: 04/08/25
Field Prep: Not Specified

Sample Depth:

Parameter	ppbV Results	ppbV RL	ppbV MDL	ug/m3 Results	ug/m3 RL	ug/m3 MDL	Qualifier	Dilution Factor
Volatile Organics in Air by SIM - Mansfield Air Lab								
1,2-Dichloropropane	ND	0.020	--	ND	0.092	--		1
Bromodichloromethane	ND	0.020	--	ND	0.134	--		1
1,4-Dioxane	ND	0.100	--	ND	0.360	--		1
Trichloroethene	ND	0.020	--	ND	0.107	--		1
cis-1,3-Dichloropropene	ND	0.020	--	ND	0.091	--		1
4-Methyl-2-pentanone	ND	0.500	--	ND	2.05	--		1
trans-1,3-Dichloropropene	ND	0.020	--	ND	0.091	--		1
1,1,2-Trichloroethane	ND	0.020	--	ND	0.109	--		1
Toluene	ND	0.100	--	ND	0.377	--		1
Dibromochloromethane	ND	0.020	--	ND	0.170	--		1
1,2-Dibromoethane	ND	0.020	--	ND	0.154	--		1
Tetrachloroethene	ND	0.020	--	ND	0.136	--		1
1,1,1,2-Tetrachloroethane	ND	0.020	--	ND	0.137	--		1
Chlorobenzene	ND	0.100	--	ND	0.461	--		1
Ethylbenzene	ND	0.020	--	ND	0.087	--		1
p/m-Xylene	ND	0.040	--	ND	0.174	--		1
Bromoform	ND	0.020	--	ND	0.207	--		1
Styrene	ND	0.020	--	ND	0.085	--		1
1,1,2,2-Tetrachloroethane	ND	0.020	--	ND	0.137	--		1
o-Xylene	ND	0.020	--	ND	0.087	--		1
Isopropylbenzene	ND	0.200	--	ND	0.983	--		1
4-Ethyltoluene	ND	0.020	--	ND	0.098	--		1
1,3,5-Trimethybenzene	ND	0.020	--	ND	0.098	--		1
1,2,4-Trimethylbenzene	ND	0.020	--	ND	0.098	--		1
Benzyl chloride	ND	0.100	--	ND	0.518	--		1
1,3-Dichlorobenzene	ND	0.020	--	ND	0.120	--		1
1,4-Dichlorobenzene	ND	0.020	--	ND	0.120	--		1

Project Name: BATCH CANISTER CERTIFICATION
Project Number: CANISTER QC BAT
Lab Number: L2520943
Report Date: 05/09/25

Air Canister Certification Results

Lab ID: L2520943-02
Client ID: CAN 2495 SHELF 17
Sample Location:

Date Collected: 04/07/25 15:00
Date Received: 04/08/25
Field Prep: Not Specified

Sample Depth:

Parameter	ppbV Results	ppbV RL	ppbV MDL	ug/m3 Results	ug/m3 RL	ug/m3 MDL	Qualifier	Dilution Factor
Volatile Organics in Air by SIM - Mansfield Air Lab								
sec-Butylbenzene	ND	0.200	--	ND	1.10	--		1
p-Isopropyltoluene	ND	0.200	--	ND	1.10	--		1
1,2-Dichlorobenzene	ND	0.020	--	ND	0.120	--		1
n-Butylbenzene	ND	0.200	--	ND	1.10	--		1
1,2,4-Trichlorobenzene	ND	0.050	--	ND	0.371	--		1
Naphthalene	ND	0.050	--	ND	0.262	--		1
1,2,3-Trichlorobenzene	ND	0.050	--	ND	0.371	--		1
Hexachlorobutadiene	ND	0.050	--	ND	0.533	--		1

Internal Standard	% Recovery	Qualifier	Acceptance Criteria
1,4-difluorobenzene	95		60-140
bromochloromethane	96		60-140
chlorobenzene-d5	97		60-140

Project Name: 136 FULLER ROAD
Project Number: 2222575.05

Lab Number: L2525623
Report Date: 05/09/25

Sample Receipt and Container Information

Were project specific reporting limits specified? YES

Cooler Information

Cooler	Custody Seal
NA	Absent

Container Information

Container ID	Container Type	Cooler	Initial pH	Final pH	Temp deg C	Pres	Seal	Frozen Date/Time	Analysis(*)
L2525623-01A	Canister - 1L (Batch Certified)	NA	NA			Y	Absent		TO15-LL(30)

*Values in parentheses indicate holding time in days

Project Name:	136 FULLER ROAD	**Lab Number:**	L2525623
Project Number:	2222575.05	**Report Date:**	05/09/25

GLOSSARY

Acronyms

DL - Detection Limit: This value represents the level to which target analyte concentrations are reported as estimated values, when those target analyte concentrations are quantified below the limit of quantitation (LOQ). The DL includes any adjustments from dilutions, concentrations or moisture content, where applicable. (DoD report formats only.)

EDL - Estimated Detection Limit: This value represents the level to which target analyte concentrations are reported as estimated values, when those target analyte concentrations are quantified below the reporting limit (RL). The EDL includes any adjustments from dilutions, concentrations or moisture content, where applicable. The use of EDLs is specific to the analysis of PAHs using Solid-Phase Microextraction (SPME).

EMPC - Estimated Maximum Possible Concentration: The concentration that results from the signal present at the retention time of an analyte when the ions meet all of the identification criteria except the ion abundance ratio criteria. An EMPC is a worst-case estimate of the concentration.

EPA - Environmental Protection Agency.

LCS - Laboratory Control Sample: A sample matrix, free from the analytes of interest, spiked with verified known amounts of analytes or a material containing known and verified amounts of analytes.

LCSD - Laboratory Control Sample Duplicate: Refer to LCS.

LFB - Laboratory Fortified Blank: A sample matrix, free from the analytes of interest, spiked with verified known amounts of analytes or a material containing known and verified amounts of analytes.

LOD - Limit of Detection: This value represents the level to which a target analyte can reliably be detected for a specific analyte in a specific matrix by a specific method. The LOD includes any adjustments from dilutions, concentrations or moisture content, where applicable. (DoD report formats only.)

LOQ - Limit of Quantitation: The value at which an instrument can accurately measure an analyte at a specific concentration. The LOQ includes any adjustments from dilutions, concentrations or moisture content, where applicable. (DoD report formats only.)

Limit of Quantitation: The value at which an instrument can accurately measure an analyte at a specific concentration. The LOQ includes any adjustments from dilutions, concentrations or moisture content, where applicable. (DoD report formats only.)

MDL - Method Detection Limit: This value represents the level to which target analyte concentrations are reported as estimated values, when those target analyte concentrations are quantified below the reporting limit (RL). The MDL includes any adjustments from dilutions, concentrations or moisture content, where applicable.

MS - Matrix Spike Sample: A sample prepared by adding a known mass of target analyte to a specified amount of matrix sample for which an independent estimate of target analyte concentration is available. For Method 332.0, the spike recovery is calculated using the native concentration, including estimated values.

MSD - Matrix Spike Sample Duplicate: Refer to MS.

NA - Not Applicable.

NC - Not Calculated: Term is utilized when one or more of the results utilized in the calculation are non-detect at the parameter's reporting unit.

NDPA/DPA - N-Nitrosodiphenylamine/Diphenylamine.

NI - Not Ignitable.

NP - Non-Plastic: Term is utilized for the analysis of Atterberg Limits in soil.

NR - No Results: Term is utilized when 'No Target Compounds Requested' is reported for the analysis of Volatile or Semivolatile Organic TIC only requests.

RL - Reporting Limit: The value at which an instrument can accurately measure an analyte at a specific concentration. The RL includes any adjustments from dilutions, concentrations or moisture content, where applicable.

RPD - Relative Percent Difference: The results from matrix and/or matrix spike duplicates are primarily designed to assess the precision of analytical results in a given matrix and are expressed as relative percent difference (RPD). Values which are less than five times the reporting limit for any individual parameter are evaluated by utilizing the absolute difference between the values; although the RPD value will be provided in the report.

SRM - Standard Reference Material: A reference sample of a known or certified value that is of the same or similar matrix as the associated field samples.

STLP - Semi-dynamic Tank Leaching Procedure per EPA Method 1315.

TEF - Toxic Equivalency Factors: The values assigned to each dioxin and furan to evaluate their toxicity relative to 2,3,7,8-TCDD.

TEQ - Toxic Equivalent: The measure of a sample's toxicity derived by multiplying each dioxin and furan by its corresponding TEF and then summing the resulting values.

TIC - Tentatively Identified Compound: A compound that has been identified to be present and is not part of the target compound list (TCL) for the method and/or program. All TICs are qualitatively identified and reported as estimated concentrations.

Report Format: Data Usability Report

Project Name:	136 FULLER ROAD	**Lab Number:**	L2525623
Project Number:	2222575.05	**Report Date:**	05/09/25

Footnotes

1 - The reference for this analyte should be considered modified since this analyte is absent from the target analyte list of the original method.

Terms

Analytical Method: Both the document from which the method originates and the analytical reference method. (Example: EPA 8260B is shown as 1,8260B.) The codes for the reference method documents are provided in the References section of the Addendum.

Chlordane: The target compound Chlordane (CAS No. 57-74-9) is reported for GC ECD analyses. Per EPA,this compound "refers to a mixture of chlordane isomers, other chlorinated hydrocarbons and numerous other components." (Reference: USEPA Toxicological Review of Chlordane, In Support of Summary Information on the Integrated Risk Information System (IRIS), December 1997.)

Difference: With respect to Total Oxidizable Precursor (TOP) Assay analysis, the difference is defined as the Post-Treatment value minus the Pre-Treatment value.

Final pH: As it pertains to Sample Receipt & Container Information section of the report, Final pH reflects pH of container determined after adjustment at the laboratory, if applicable. If no adjustment required, value reflects Initial pH.

Frozen Date/Time: With respect to Volatile Organics in soil, Frozen Date/Time reflects the date/time at which associated Reagent Water-preserved vials were initially frozen. Note: If frozen date/time is beyond 48 hours from sample collection, value will be reflected in 'bold'.

Gasoline Range Organics (GRO): Gasoline Range Organics (GRO) results include all chromatographic peaks eluting from Methyl tert butyl ether through Naphthalene, with the exception of GRO analysis in support of State of Ohio programs, which includes all chromatographic peaks eluting from Hexane through Dodecane.

Initial pH: As it pertains to Sample Receipt & Container Information section of the report, Initial pH reflects pH of container determined upon receipt, if applicable.

PAH Total: With respect to Alkylated PAH analyses, the 'PAHs, Total' result is defined as the summation of results for all or a subset of the following compounds: Naphthalene, C1-C4 Naphthalenes, 2-Methylnaphthalene, 1-Methylnaphthalene, Biphenyl, Acenaphthylene, Acenaphthene, Fluorene, C1-C3 Fluorenes, Phenanthrene, C1-C4 Phenanthrenes/Anthracenes, Anthracene, Fluoranthene, Pyrene, C1-C4 Fluoranthenes/Pyrenes, Benz(a)anthracene, Chrysene, C1-C4 Chrysenes, Benzo(b)fluoranthene, Benzo(j)+(k)fluoranthene, Benzo(e)pyrene, Benzo(a)pyrene, Perylene, Indeno(1,2,3-cd)pyrene, Dibenz(ah)+(ac)anthracene, Benzo(g,h,i)perylene. If a 'Total' result is requested, the results of its individual components will also be reported.

PFAS Total: With respect to PFAS analyses, the 'PFAS, Total (5)' result is defined as the summation of results for: PFHpA, PFHxS, PFOA, PFNA and PFOS. In addition, the 'PFAS, Total (6)' result is defined as the summation of results for: PFHpA, PFHxS, PFOA, PFNA, PFDA and PFOS. For MassDEP DW compliance analysis only, the 'PFAS, Total (6)' result is defined as the summation of results at or above the RL. Note: If a 'Total' result is requested, the results of its individual components will also be reported.

Total: With respect to Organic analyses, a 'Total' result is defined as the summation of results for individual isomers or Aroclors. If a 'Total' result is requested, the results of its individual components will also be reported. This is applicable to 'Total' results for methods 8260, 8081 and 8082.

Data Qualifiers

A - Spectra identified as "Aldol Condensates" are byproducts of the extraction/concentration procedures when acetone is introduced in the process.

B - The analyte was detected above the reporting limit in the associated method blank. Flag only applies to associated field samples that have detectable concentrations of the analyte at less than ten times (10x) the concentration found in the blank. For MCP-related projects, flag only applies to associated field samples that have detectable concentrations of the analyte at less than ten times (10x) the concentration found in the blank. For DOD-related projects, flag only applies to associated field samples that have detectable concentrations of the analyte at less than ten times (10x) the concentration found in the blank AND the analyte was detected above one-half the reporting limit (or above the reporting limit for common lab contaminants) in the associated method blank. For NJ-Air-related projects, flag only applies to associated field samples that have detectable concentrations of the analyte above the reporting limit. For NJ-related projects (excluding Air), flag only applies to associated field samples that have detectable concentrations of the analyte, which was detected above the reporting limit in the associated method blank or above five times the reporting limit for common lab contaminants (Phthalates, Acetone, Methylene Chloride, 2-Butanone).

C - Co-elution: The target analyte co-elutes with a known lab standard (i.e. surrogate, internal standards, etc.) for co-extracted analyses.

D - Concentration of analyte was quantified from diluted analysis. Flag only applies to field samples that have detectable concentrations of the analyte.

E - Concentration of analyte exceeds the range of the calibration curve and/or linear range of the instrument.

F - The ratio of quantifier ion response to qualifier ion response falls outside of the laboratory criteria. Results are considered to be an estimated maximum concentration.

G - The concentration may be biased high due to matrix interferences (i.e, co-elution) with non-target compound(s). The result should be considered estimated.

H - The analysis of pH was performed beyond the regulatory-required holding time of 15 minutes from the time of sample collection.

I - The lower value for the two columns has been reported due to obvious interference.

J - Estimated value. This represents an estimated concentration for Tentatively Identified Compounds (TICs).

M - Reporting Limit (RL) exceeds the MCP CAM Reporting Limit for this analyte.

Report Format: Data Usability Report

Project Name:	136 FULLER ROAD	**Lab Number:**	L2525623
Project Number:	2222575.05	**Report Date:**	05/09/25

Data Qualifiers

ND - Not detected at the reporting limit (RL) for the sample.

NJ - Presumptive evidence of compound. This represents an estimated concentration for Tentatively Identified Compounds (TICs), where the identification is based on a mass spectral library search.

P - The RPD between the results for the two columns exceeds the method-specified criteria.

Q - The quality control sample exceeds the associated acceptance criteria. For DOD-related projects, LCS and/or Continuing Calibration Standard exceedences are also qualified on all associated sample results. Note: This flag is not applicable for matrix spike recoveries when the sample concentration is greater than 4x the spike added or for batch duplicate RPD when the sample concentrations are less than 5x the RL. (Metals only.)

R - Analytical results are from sample re-analysis.

RE - Analytical results are from sample re-extraction.

S - Analytical results are from modified screening analysis.

V - The surrogate associated with this target analyte has a recovery outside the QC acceptance limits. (Applicable to MassDEP DW Compliance samples only.)

Z - The batch matrix spike and/or duplicate associated with this target analyte has a recovery/RPD outside the QC acceptance limits. (Applicable to MassDEP DW Compliance samples only.)

Report Format: Data Usability Report

Project Name: 136 FULLER ROAD
Project Number: 2222575.05
Lab Number: L2525623
Report Date: 05/09/25

REFERENCES

48 Compendium of Methods for the Determination of Toxic Organic Compounds in Ambient Air. Second Edition. EPA/625/R-96/010b, January 1999.

LIMITATION OF LIABILITIES

Pace Analytical Services performs services with reasonable care and diligence normal to the analytical testing laboratory industry. In the event of an error, the sole and exclusive responsibility of Pace Analytical Services shall be to re-perform the work at it's own expense. In no event shall Pace Analytical Services be held liable for any incidental, consequential or special damages, including but not limited to, damages in any way connected with the use of, interpretation of, information or analysis provided by Pace Analytical Services.

We strongly urge our clients to comply with EPA protocol regarding sample volume, preservation, cooling, containers, sampling procedures, holding time and splitting of samples in the field.

Certification Information

The following analytes are not included in our Primary NELAP Scope of Accreditation:

Westborough Facility – 8 Walkup Dr. Westborough, MA 01581
EPA 624.1: m/p-xylene, o-xylene, Naphthalene
EPA 625.1: alpha-Terpineol
EPA 8260D: NPW: 1,2,4,5-Tetramethylbenzene; 4-Ethyltoluene; SCM: Iodomethane (methyl iodide), 1,2,4,5-Tetramethylbenzene; 4-Ethyltoluene.
EPA 8270E: NPW: Dimethylnaphthalene,1,4-Diphenylhydrazine, alpha-Terpineol, Azobenzene; SCM: Dimethylnaphthalene,1,4-Diphenylhydrazine.
SM4500: NPW: Amenable Cyanide; SCM: Total Phosphorus, TKN, NO2, NO3.

Mansfield Facility – 320 Forbes Blvd. Mansfield, MA 02048
SM 2540D: TSS.
EPA TO-15: Halothane, 2,4,4-Trimethyl-2-pentene, 2,4,4-Trimethyl-1-pentene, Thiophene, 2-Methylthiophene, 3-Methylthiophene, 2-Ethylthiophene, 1,2,3-Trimethylbenzene, Indan, Indene, 1,2,4,5-Tetramethylbenzene, Benzothiophene, 1-Methylnaphthalene.
MADEP-APH.
Nonpotable Water: EPA RSK-175 Dissolved Gases
Biological Tissue Matrix: EPA 3050B

Mansfield Facility – 120 Forbes Blvd. Mansfield, MA 02048
EPA TO-15: Halothane, 2,4,4-Trimethyl-2-pentene, 2,4,4-Trimethyl-1-pentene, Thiophene, 2-Methylthiophene, 3-Methylthiophene, 2-Ethylthiophene, 1,2,3-Trimethylbenzene, Indan, Indene, 1,2,4,5-Tetramethylbenzene, Benzothiophene, 1-Methylnaphthalene.
Nonpotable Water: EPA RSK-175 Dissolved Gases

The following test method is not included in our New Jersey Secondary NELAP Scope of Accreditation:

Mansfield Facility – 320 Forbes Blvd. Mansfield, MA 02048
Determination of Selected Perfluorinated Alkyl Substances by Solid Phase Extraction and Liquid Chromatography/Tandem Mass Spectrometry Isotope Dilution (via Alpha SOP 23528)

The following analytes are included in our Massachusetts DEP Scope of Accreditation

Westborough Facility – 8 Walkup Dr. Westborough, MA 01581

Drinking Water
EPA 300.0: Chloride, Nitrate-N, Fluoride, Sulfate; **EPA 353.2**: Nitrate-N, Nitrite-N; **SM4500NO3-F**: Nitrate-N, Nitrite-N; **SM4500F-C, SM4500CN-CE, EPA 180.1, SM2130B, SM4500Cl-D, SM2320B, SM2540C, SM4500H-B, SM4500NO2-B**
EPA 524.2: THMs and VOCs; **EPA 504.1:** EDB, DBCP.
Microbiology: **SM9215B; SM9223-P/A, SM9223B-Colilert-QT,SM9222D**.

Non-Potable Water
SM4500H,B, EPA 120.1, SM2510B, SM2540C, SM2320B, SM4500CL-E, SM4500F-BC, SM4500NH3-BH: Ammonia-N and Kjeldahl-N, **EPA 350.1**: Ammonia-N, **LACHAT 10-107-06-1-B**: Ammonia-N, **EPA 351.1, SM4500NO3-F, EPA 353.2**: Nitrate-N**, SM4500P-E, SM4500P-B, E, SM4500SO4-E, SM5220D, EPA 410.4, SM5210B, SM5310C, SM4500CL-D, EPA 1664, EPA 420.1, SM4500-CN-CE, SM2540D, EPA 300: Chloride, Sulfate, Nitrate.**
EPA 624.1: Volatile Halocarbons & Aromatics,
EPA 608.3: Chlordane, Toxaphene, Aldrin, alpha-BHC, beta-BHC, gamma-BHC, delta-BHC, Dieldrin, DDD, DDE, DDT, Endosulfan I, Endosulfan II, Endosulfan sulfate, Endrin, Endrin Aldehyde, Heptachlor, Heptachlor Epoxide, PCBs
EPA 625.1: SVOC (Acid/Base/Neutral Extractables).
Microbiology: **SM9223B-Colilert-QT; Enterolert-QT, EPA 1600, EPA 1603, SM9222D.**

Mansfield Facility – 320 Forbes Blvd. Mansfield, MA 02048

Drinking Water
EPA 200.7: Al, Ba, Cd, Cr, Cu, Fe, Mn, Ni, Na, Ag, Ca, Zn. **EPA 200.8:** Al, Sb, As, Ba, Be, Cd, Cr, Cu, Pb, Mn, Ni, Se, Ag, TL, Zn. **EPA 245.1** Hg.
EPA 522, EPA 537.1.

Non-Potable Water
EPA 200.7: Al, Sb, As, Be, Cd, Ca, Cr, Co, Cu, Fe, Pb, Mg, Mn, Mo, Ni, K, Se, Ag, Na, Sr, TL, Ti, V, Zn.
EPA 200.8: Al, Sb**,** As, Be, Cd, Cr, Cu, Fe, Pb, Mn, Ni, K, Se, Ag, Na, TL, Zn.
EPA 245.1 Hg.
SM2340B

Certification IDs:

Westborough Facility – 8 Walkup Dr. Westborough, MA 01581
CT PH-0826, IL 200077, IN C-MA-03, KY JY98045, ME MA00086, MD 348, MA M-MA086, NH 2064, NJ MA935, NY 11148, NC (DW) 25700, NC (NPW/SCM) 666, OR MA-1316, PA 68-03671, RI LAO00065, TX T104704476, VT VT-0935, VA 460195

Mansfield Facility – 320 Forbes Blvd. Mansfield, MA 02048
CT PH-0825, ANAB/DoD L2474, IL 200081, IN C-MA-04, KY KY98046, LA 3090, ME MA00030, MI 9110, MN 025-999-495, NH 2062, NJ MA015, NY 11627, NC (NPW/SCM) 685, OR MA-0262, PA 68-02089, RI LAO00299, TX T-104704419, VT VT-0015, VA 460194, WA C954

Mansfield Facility – 120 Forbes Blvd. Mansfield, MA 02048
ANAB/DoD L2474, ME MA01156, MN 025-999-498, NH 2249, NJ MA025, NY 12191, OR 4203, TX T104704583, VA 460311, WA C1104.

For a complete listing of analytes and methods, please contact your Project Manager.

AIR ANALYSIS

PAGE 1 OF 1

ALPHA ANALYTICAL — CHAIN OF CUSTODY

320 Forbes Blvd, Mansfield, MA 02048
TEL. 508-822-9300 FAX 508-822-3288

Date Rec'd in Lab: 4/26/25

ALPHA Job #: L2525623

Client Information

Client: LaBella Associates
Address: 4 British American Blvd. Latham, NY 12110
Phone: 720-426-6562
Fax:
Email: bfields@labellape.com
☐ These samples have been previously analyzed by Alpha

Project Information

Project Name: 136 Fuller Road
Project Location: Albany, NY
Project #: 2222575.05
Project Manager: Branson Fields
ALPHA Quote #:

Turn-Around Time

☒ Standard ☐ RUSH (only confirmed if pre-approved)
Date Due: Time:

Report Information - Data Deliverables

☐ FAX
☐ ADEx
Criteria Checker
(Default based on Regulatory Criteria Indicated)
Other Formats:
☒ EMAIL (standard pdf report)
☐ Additional Deliverables
Report to: (if different than Project Manager)

Billing Information

☒ Same as Client info PO # 2222575.05
APPK@labellape.com

Regulatory Requirements/Report Limits

State/Fed	Program	Res / Comm

Other Project Specific Requirements/Comments:

Project-Specific Target Compound List: ☐

All Columns Below Must Be Filled Out

ALPHA Lab ID (Lab Use Only)	Sample ID	COLLECTION End Date	Start Time	End Time	Initial Vacuum	Final Vacuum	Sample Matrix*	Sampler's Initials	Can Size	ID Can	ID - Flow Controller	TO-15	TO-15 SIM	APH	Fixed Gases	Sulfurs & Naphthalene by TO-15	☐	Sample Comments (i.e. PID)
25623-01	Effluent_APR25	4/25/25	0644	0645	-29.3	0	SV	BF	~~2.7L~~ 6L	3765	0050	X						PID = 10.3 ppm

*SAMPLE MATRIX CODES
AA = Ambient Air (Indoor/Outdoor)
SV = Soil Vapor/Landfill Gas/SVE
Other = Please Specify

Container Type: C5

Please print clearly, legibly and completely. Samples can not be logged in and turnaround time clock will not start until any ambiguities are resolved. All samples submitted are subject to Alpha's Terms and Conditions. See reverse side.

Relinquished By	Date/Time	Received By	Date/Time
Branson Fields/LaBella	4/25/25 0730	Pace	4/25 9:17
Pace	4/25 9:05		4-25-25 2010
- Pace	4-26-25 0450		4/26 0445

Form No. 101 Rev. (25-Sep-15)

ANALYTICAL REPORT

Lab Number:	L2541162
Client:	LaBella Associates, P.C. 4 British American Boulevard Latham, NY 12110
ATTN:	Branson Fields
Phone:	(518) 266-7355
Project Name:	136 FULLER RD
Project Number:	2222575.05
Report Date:	07/15/25

The original project report/data package is held by Pace Analytical Services. This report/data package is paginated and should be reproduced only in its entirety. Pace Analytical Services holds no responsibility for results and/or data that are not consistent with the original.

Certifications & Approvals: NH ELAP (2249).

120 Forbes Boulevard, Mansfield, MA 02048-1806
508-822-9300 (Fax) 508-822-3288 800-624-9220 - www.pacelabs.com

Project Name: 136 FULLER RD
Project Number: 2222575.05

Lab Number: L2541162
Report Date: 07/15/25

Lab Sample ID	Client ID	Matrix	Sample Location	Collection Date/Time	Receive Date
L2541162-01	EFFLUENT_JUN25	SOIL_VAPOR	ALBANY, NY	06/30/25 15:17	07/01/25

Project Name:	136 FULLER RD	**Lab Number:**	L2541162
Project Number:	2222575.05	**Report Date:**	07/15/25

Case Narrative

The samples were received in accordance with the Chain of Custody and no significant deviations were encountered during the preparation or analysis unless otherwise noted. Sample Receipt, Container Information, and the Chain of Custody are located at the back of the report.

Results contained within this report relate only to the samples submitted under this Pace Lab Number and meet NELAP requirements for all NELAP accredited parameters unless otherwise noted in the following narrative. The data presented in this report is organized by parameter (i.e. VOC, SVOC, etc.). Sample specific Quality Control data (i.e. Surrogate Spike Recovery) is reported at the end of the target analyte list for each individual sample, followed by the Laboratory Batch Quality Control at the end of each parameter. Tentatively Identified Compounds (TICs), if requested, are reported for compounds identified to be present and are not part of the method/program Target Compound List, even if only a subset of the TCL are being reported. If a sample was re-analyzed or re-extracted due to a required quality control corrective action and if both sets of data are reported, the Laboratory ID of the re-analysis or re-extraction is designated with an "R" or "RE", respectively.

When multiple Batch Quality Control elements are reported (e.g. more than one LCS), the associated samples for each element are noted in the grey shaded header line of each data table. Any Laboratory Batch, Sample Specific % recovery or RPD value that is outside the listed Acceptance Criteria is bolded in the report. In reference to questions H (CAM) or 4 (RCP) when "NO" is checked, the performance criteria for CAM and RCP methods allow for some quality control failures to occur and still be within method compliance. In these instances, the specific failure is not narrated but noted in the associated QC Outlier Summary Report, located directly after the Case Narrative. QC information is also incorporated in the Data Usability Assessment table (Format 11) of our Data Merger tool, where it can be reviewed in conjunction with the sample result, associated regulatory criteria and any associated data usability implications.

Soil/sediments and solids are reported on a dry weight basis unless otherwise noted. Tissues are reported "as received" or on a wet weight basis, unless otherwise noted. Definitions of all data qualifiers and acronyms used in this report are provided in the Glossary located at the back of the report.

HOLD POLICY - For samples submitted on hold, Pace's policy is to hold samples (with the exception of Air canisters) free of charge for 21 calendar days from the date the project is completed. After 21 calendar days, we will dispose of all samples submitted including those put on hold unless you have contacted your Pace Project Manager and made arrangements for Pace to continue to hold the samples. Air canisters will be disposed after 3 business days from the date the project is completed.

Please contact Project Management at 800-624-9220 with any questions.

Project Name:	136 FULLER RD	**Lab Number:**	L2541162
Project Number:	2222575.05	**Report Date:**	07/15/25

Case Narrative (continued)

Volatile Organics in Air

Canisters were released from the laboratory on June 26, 2025. The canister certification data is provided as an addendum.

L2541162-01D: The sample has elevated detection limits due to the dilution required by the elevated concentrations of target compounds in the sample.

I, the undersigned, attest under the pains and penalties of perjury that, to the best of my knowledge and belief and based upon my personal inquiry of those responsible for providing the information contained in this analytical report, such information is accurate and complete. This certificate of analysis is not complete unless this page accompanies any and all pages of this report.

Authorized Signature: Christopher J. Anderson

Title: Technical Director/Representative Date: 07/15/25

AIR

Project Name: 136 FULLER RD
Project Number: 2222575.05

Lab Number: L2541162
Report Date: 07/15/25

SAMPLE RESULTS

Lab ID: L2541162-01 D
Client ID: EFFLUENT_JUN25
Sample Location: ALBANY, NY

Date Collected: 06/30/25 15:17
Date Received: 07/01/25
Field Prep: Not Specified

Sample Depth:
Matrix: Soil_Vapor
Anaytical Method: 48,TO-15
Analytical Date: 07/15/25 01:48
Analyst: RAY

	ppbV			ug/m3				
Parameter	Results	RL	MDL	Results	RL	MDL	Qualifier	Dilution Factor
Volatile Organics in Air - Mansfield Air Lab								
Dichlorodifluoromethane	2.22	0.855	--	11.0	4.23	--		4.276
Chloromethane	ND	0.855	--	ND	1.77	--		4.276
Freon-114	ND	0.855	--	ND	5.98	--		4.276
Vinyl chloride	3.80	0.855	--	9.71	2.19	--		4.276
1,3-Butadiene	ND	0.855	--	ND	1.89	--		4.276
Bromomethane	ND	0.855	--	ND	3.32	--		4.276
Chloroethane	1.16	0.855	--	3.06	2.26	--		4.276
Ethanol	ND	21.4	--	ND	40.3	--		4.276
Vinyl bromide	ND	0.855	--	ND	3.74	--		4.276
Acetone	6.20	4.28	--	14.7	10.2	--		4.276
Trichlorofluoromethane	9.68	0.855	--	54.4	4.80	--		4.276
Isopropanol	ND	4.28	--	ND	10.5	--		4.276
1,1-Dichloroethene	2.05	0.855	--	8.13	3.39	--		4.276
Tertiary butyl Alcohol	ND	2.14	--	ND	6.49	--		4.276
Methylene chloride	ND	2.14	--	ND	7.43	--		4.276
3-Chloropropene	ND	0.855	--	ND	2.68	--		4.276
Carbon disulfide	ND	0.855	--	ND	2.66	--		4.276
Freon-113	ND	0.855	--	ND	6.55	--		4.276
trans-1,2-Dichloroethene	ND	0.855	--	ND	3.39	--		4.276
1,1-Dichloroethane	24.7	0.855	--	100	3.46	--		4.276
Methyl tert butyl ether	ND	0.855	--	ND	3.08	--		4.276
2-Butanone	ND	2.14	--	ND	6.31	--		4.276
cis-1,2-Dichloroethene	193	0.855	--	765	3.39	--		4.276

Project Name: 136 FULLER RD
Project Number: 2222575.05

Lab Number: L2541162
Report Date: 07/15/25

SAMPLE RESULTS

Lab ID: L2541162-01 D
Client ID: EFFLUENT_JUN25
Sample Location: ALBANY, NY

Date Collected: 06/30/25 15:17
Date Received: 07/01/25
Field Prep: Not Specified

Sample Depth:

Parameter	ppbV Results	ppbV RL	ppbV MDL	ug/m3 Results	ug/m3 RL	ug/m3 MDL	Qualifier	Dilution Factor
Volatile Organics in Air - Mansfield Air Lab								
Ethyl Acetate	ND	2.14	--	ND	7.71	--		4.276
Chloroform	ND	0.855	--	ND	4.18	--		4.276
Tetrahydrofuran	ND	2.14	--	ND	6.31	--		4.276
1,2-Dichloroethane	ND	0.855	--	ND	3.46	--		4.276
n-Hexane	ND	0.855	--	ND	3.01	--		4.276
1,1,1-Trichloroethane	58.5	0.855	--	319	4.66	--		4.276
Benzene	ND	0.855	--	ND	2.73	--		4.276
Carbon tetrachloride	ND	0.855	--	ND	5.38	--		4.276
Cyclohexane	ND	0.855	--	ND	2.94	--		4.276
1,2-Dichloropropane	ND	0.855	--	ND	3.95	--		4.276
Bromodichloromethane	ND	0.855	--	ND	5.73	--		4.276
1,4-Dioxane	3.68	0.855	--	13.3	3.08	--		4.276
Trichloroethene	67.8	0.855	--	364	4.59	--		4.276
2,2,4-Trimethylpentane	ND	0.855	--	ND	3.99	--		4.276
Heptane	ND	0.855	--	ND	3.50	--		4.276
cis-1,3-Dichloropropene	ND	0.855	--	ND	3.88	--		4.276
4-Methyl-2-pentanone	ND	2.14	--	ND	8.77	--		4.276
trans-1,3-Dichloropropene	ND	0.855	--	ND	3.88	--		4.276
1,1,2-Trichloroethane	ND	0.855	--	ND	4.66	--		4.276
Toluene	1.56	0.855	--	5.88	3.22	--		4.276
2-Hexanone	ND	0.855	--	ND	3.50	--		4.276
Dibromochloromethane	ND	0.855	--	ND	7.28	--		4.276
1,2-Dibromoethane	ND	0.855	--	ND	6.57	--		4.276
Tetrachloroethene	344	0.855	--	2330	5.80	--		4.276
Chlorobenzene	ND	0.855	--	ND	3.94	--		4.276
Ethylbenzene	ND	0.855	--	ND	3.71	--		4.276

Project Name: 136 FULLER RD
Project Number: 2222575.05

Lab Number: L2541162
Report Date: 07/15/25

SAMPLE RESULTS

Lab ID: L2541162-01 D
Client ID: EFFLUENT_JUN25
Sample Location: ALBANY, NY

Date Collected: 06/30/25 15:17
Date Received: 07/01/25
Field Prep: Not Specified

Sample Depth:

Parameter	ppbV Results	ppbV RL	ppbV MDL	ug/m3 Results	ug/m3 RL	ug/m3 MDL	Qualifier	Dilution Factor
Volatile Organics in Air - Mansfield Air Lab								
p/m-Xylene	1.74	1.71	--	7.56	7.43	--		4.276
Bromoform	ND	0.855	--	ND	8.84	--		4.276
Styrene	ND	0.855	--	ND	3.64	--		4.276
1,1,2,2-Tetrachloroethane	ND	0.855	--	ND	5.87	--		4.276
o-Xylene	1.33	0.855	--	5.78	3.71	--		4.276
4-Ethyltoluene	ND	0.855	--	ND	4.20	--		4.276
1,3,5-Trimethylbenzene	ND	0.855	--	ND	4.20	--		4.276
1,2,4-Trimethylbenzene	ND	0.855	--	ND	4.20	--		4.276
Benzyl chloride	ND	0.855	--	ND	4.43	--		4.276
1,3-Dichlorobenzene	ND	0.855	--	ND	5.14	--		4.276
1,4-Dichlorobenzene	ND	0.855	--	ND	5.14	--		4.276
1,2-Dichlorobenzene	ND	0.855	--	ND	5.14	--		4.276
1,2,4-Trichlorobenzene	ND	0.855	--	ND	6.35	--		4.276
Naphthalene	ND	0.812	--	ND	4.26	--		4.276
Hexachlorobutadiene	ND	0.855	--	ND	9.12	--		4.276

Internal Standard	% Recovery	Qualifier	Acceptance Criteria
1,4-Difluorobenzene	101		60-140
Bromochloromethane	106		60-140
chlorobenzene-d5	102		60-140

Project Name: 136 FULLER RD
Project Number: 2222575.05

Lab Number: L2541162
Report Date: 07/15/25

Method Blank Analysis
Batch Quality Control

Analytical Method: 48,TO-15
Analytical Date: 07/14/25 17:15

Parameter	ppbV Results	ppbV RL	ppbV MDL	ug/m3 Results	ug/m3 RL	ug/m3 MDL	Qualifier	Dilution Factor
Volatile Organics in Air - Mansfield Air Lab for sample(s): 01 Batch: WG2090451-4								
Dichlorodifluoromethane	ND	0.200	--	ND	0.989	--		1
Chloromethane	ND	0.200	--	ND	0.413	--		1
Freon-114	ND	0.200	--	ND	1.40	--		1
Vinyl chloride	ND	0.200	--	ND	0.511	--		1
1,3-Butadiene	ND	0.200	--	ND	0.442	--		1
Bromomethane	ND	0.200	--	ND	0.777	--		1
Chloroethane	ND	0.200	--	ND	0.528	--		1
Ethanol	ND	5.00	--	ND	9.42	--		1
Vinyl bromide	ND	0.200	--	ND	0.874	--		1
Acetone	ND	1.00	--	ND	2.38	--		1
Trichlorofluoromethane	ND	0.200	--	ND	1.12	--		1
Isopropanol	ND	1.00	--	ND	2.46	--		1
1,1-Dichloroethene	ND	0.200	--	ND	0.793	--		1
Tertiary butyl Alcohol	ND	0.500	--	ND	1.52	--		1
Methylene chloride	ND	0.500	--	ND	1.74	--		1
3-Chloropropene	ND	0.200	--	ND	0.626	--		1
Carbon disulfide	ND	0.200	--	ND	0.623	--		1
Freon-113	ND	0.200	--	ND	1.53	--		1
trans-1,2-Dichloroethene	ND	0.200	--	ND	0.793	--		1
1,1-Dichloroethane	ND	0.200	--	ND	0.809	--		1
Methyl tert butyl ether	ND	0.200	--	ND	0.721	--		1
2-Butanone	ND	0.500	--	ND	1.47	--		1
cis-1,2-Dichloroethene	ND	0.200	--	ND	0.793	--		1
Ethyl Acetate	ND	0.500	--	ND	1.80	--		1
Chloroform	ND	0.200	--	ND	0.977	--		1

Project Name: 136 FULLER RD
Project Number: 2222575.05

Lab Number: L2541162
Report Date: 07/15/25

Method Blank Analysis
Batch Quality Control

Analytical Method: 48,TO-15
Analytical Date: 07/14/25 17:15

Parameter	ppbV Results	ppbV RL	ppbV MDL	ug/m3 Results	ug/m3 RL	ug/m3 MDL	Qualifier	Dilution Factor
Volatile Organics in Air - Mansfield Air Lab for sample(s): 01 Batch: WG2090451-4								
Tetrahydrofuran	ND	0.500	--	ND	1.47	--		1
1,2-Dichloroethane	ND	0.200	--	ND	0.809	--		1
n-Hexane	ND	0.200	--	ND	0.705	--		1
1,1,1-Trichloroethane	ND	0.200	--	ND	1.09	--		1
Benzene	ND	0.200	--	ND	0.639	--		1
Carbon tetrachloride	ND	0.200	--	ND	1.26	--		1
Cyclohexane	ND	0.200	--	ND	0.688	--		1
1,2-Dichloropropane	ND	0.200	--	ND	0.924	--		1
Bromodichloromethane	ND	0.200	--	ND	1.34	--		1
1,4-Dioxane	ND	0.200	--	ND	0.721	--		1
Trichloroethene	ND	0.200	--	ND	1.07	--		1
2,2,4-Trimethylpentane	ND	0.200	--	ND	0.934	--		1
Heptane	ND	0.200	--	ND	0.820	--		1
cis-1,3-Dichloropropene	ND	0.200	--	ND	0.908	--		1
4-Methyl-2-pentanone	ND	0.500	--	ND	2.05	--		1
trans-1,3-Dichloropropene	ND	0.200	--	ND	0.908	--		1
1,1,2-Trichloroethane	ND	0.200	--	ND	1.09	--		1
Toluene	ND	0.200	--	ND	0.754	--		1
2-Hexanone	ND	0.200	--	ND	0.820	--		1
Dibromochloromethane	ND	0.200	--	ND	1.70	--		1
1,2-Dibromoethane	ND	0.200	--	ND	1.54	--		1
Tetrachloroethene	ND	0.200	--	ND	1.36	--		1
Chlorobenzene	ND	0.200	--	ND	0.921	--		1
Ethylbenzene	ND	0.200	--	ND	0.869	--		1
p/m-Xylene	ND	0.400	--	ND	1.74	--		1

Project Name: 136 FULLER RD
Project Number: 2222575.05

Lab Number: L2541162
Report Date: 07/15/25

Method Blank Analysis
Batch Quality Control

Analytical Method: 48,TO-15
Analytical Date: 07/14/25 17:15

Parameter	ppbV Results	ppbV RL	ppbV MDL	ug/m3 Results	ug/m3 RL	ug/m3 MDL	Qualifier	Dilution Factor
Volatile Organics in Air - Mansfield Air Lab for sample(s): 01 Batch: WG2090451-4								
Bromoform	ND	0.200	--	ND	2.07	--		1
Styrene	ND	0.200	--	ND	0.852	--		1
1,1,2,2-Tetrachloroethane	ND	0.200	--	ND	1.37	--		1
o-Xylene	ND	0.200	--	ND	0.869	--		1
4-Ethyltoluene	ND	0.200	--	ND	0.983	--		1
1,3,5-Trimethylbenzene	ND	0.200	--	ND	0.983	--		1
1,2,4-Trimethylbenzene	ND	0.200	--	ND	0.983	--		1
Benzyl chloride	ND	0.200	--	ND	1.04	--		1
1,3-Dichlorobenzene	ND	0.200	--	ND	1.20	--		1
1,4-Dichlorobenzene	ND	0.200	--	ND	1.20	--		1
1,2-Dichlorobenzene	ND	0.200	--	ND	1.20	--		1
1,2,4-Trichlorobenzene	ND	0.200	--	ND	1.48	--		1
Naphthalene	ND	0.190	--	ND	0.996	--		1
Hexachlorobutadiene	ND	0.200	--	ND	2.13	--		1

Lab Control Sample Analysis
Batch Quality Control

Project Name: 136 FULLER RD
Project Number: 2222575.05

Lab Number: L2541162
Report Date: 07/15/25

Parameter	LCS %Recovery	Qual	LCSD %Recovery	Qual	%Recovery Limits	RPD	Qual	RPD Limits
Volatile Organics in Air - Mansfield Air Lab	Associated sample(s): 01		Batch: WG2090451-3					
Dichlorodifluoromethane	105		-		70-130	-		
Chloromethane	92		-		70-130	-		
Freon-114	110		-		70-130	-		
Vinyl chloride	107		-		70-130	-		
1,3-Butadiene	124		-		70-130	-		
Bromomethane	102		-		70-130	-		
Chloroethane	91		-		70-130	-		
Ethanol	97		-		40-160	-		
Vinyl bromide	82		-		70-130	-		
Acetone	81		-		40-160	-		
Trichlorofluoromethane	95		-		70-130	-		
Isopropanol	77		-		40-160	-		
1,1-Dichloroethene	99		-		70-130	-		
Tertiary butyl Alcohol	89		-		70-130	-		
Methylene chloride	114		-		70-130	-		
3-Chloropropene	90		-		70-130	-		
Carbon disulfide	95		-		70-130	-		
Freon-113	92		-		70-130	-		
trans-1,2-Dichloroethene	92		-		70-130	-		
1,1-Dichloroethane	91		-		70-130	-		
Methyl tert butyl ether	93		-		70-130	-		
2-Butanone	91		-		70-130	-		
cis-1,2-Dichloroethene	94		-		70-130	-		

Lab Control Sample Analysis
Batch Quality Control

Project Name: 136 FULLER RD
Project Number: 2222575.05

Lab Number: L2541162
Report Date: 07/15/25

Parameter	LCS %Recovery	Qual	LCSD %Recovery	Qual	%Recovery Limits	RPD	Qual	RPD Limits
Volatile Organics in Air - Mansfield Air Lab Associated sample(s): 01 Batch: WG2090451-3								
Ethyl Acetate	95		-		70-130	-		
Chloroform	108		-		70-130	-		
Tetrahydrofuran	100		-		70-130	-		
1,2-Dichloroethane	94		-		70-130	-		
n-Hexane	111		-		70-130	-		
1,1,1-Trichloroethane	110		-		70-130	-		
Benzene	115		-		70-130	-		
Carbon tetrachloride	122		-		70-130	-		
Cyclohexane	119		-		70-130	-		
1,2-Dichloropropane	106		-		70-130	-		
Bromodichloromethane	127		-		70-130	-		
1,4-Dioxane	119		-		70-130	-		
Trichloroethene	112		-		70-130	-		
2,2,4-Trimethylpentane	123		-		70-130	-		
Heptane	116		-		70-130	-		
cis-1,3-Dichloropropene	122		-		70-130	-		
4-Methyl-2-pentanone	116		-		70-130	-		
trans-1,3-Dichloropropene	128		-		70-130	-		
1,1,2-Trichloroethane	108		-		70-130	-		
Toluene	108		-		70-130	-		
2-Hexanone	101		-		70-130	-		
Dibromochloromethane	109		-		70-130	-		
1,2-Dibromoethane	98		-		70-130	-		

Lab Control Sample Analysis
Batch Quality Control

Project Name: 136 FULLER RD
Project Number: 2222575.05

Lab Number: L2541162
Report Date: 07/15/25

Parameter	LCS %Recovery	Qual	LCSD %Recovery	Qual	%Recovery Limits	RPD	Qual	RPD Limits
Volatile Organics in Air - Mansfield Air Lab	Associated sample(s): 01		Batch: WG2090451-3					
Tetrachloroethene	95		-		70-130	-		
Chlorobenzene	99		-		70-130	-		
Ethylbenzene	104		-		70-130	-		
p/m-Xylene	108		-		70-130	-		
Bromoform	108		-		70-130	-		
Styrene	96		-		70-130	-		
1,1,2,2-Tetrachloroethane	118		-		70-130	-		
o-Xylene	114		-		70-130	-		
4-Ethyltoluene	96		-		70-130	-		
1,3,5-Trimethylbenzene	104		-		70-130	-		
1,2,4-Trimethylbenzene	100		-		70-130	-		
Benzyl chloride	98		-		70-130	-		
1,3-Dichlorobenzene	102		-		70-130	-		
1,4-Dichlorobenzene	101		-		70-130	-		
1,2-Dichlorobenzene	100		-		70-130	-		
1,2,4-Trichlorobenzene	94		-		70-130	-		
Naphthalene	85		-		70-130	-		
Hexachlorobutadiene	104		-		70-130	-		

Project Name: 136 FULLER RD

Project Number: 2222575.05

Lab Number: L2541162

Report Date: 07/15/25

Canister and Flow Controller Information

Samplenum	Client ID	Media ID	Media Type	Date Prepared	Bottle Order	Cleaning Batch ID	Can Leak Check	Initial Pressure (in. Hg)	Pressure on Receipt	Flow Controler Leak Chk	Flow Out mL/min	Flow In	% RPD
L2541162-01	EFFLUENT_JUN25	4087	1.0L Can	06/26/25	526588	L2532803-01	Pass	-29.5	-1.1	-	-	-	-

Project Name: BATCH CANISTER CERTIFICATION
Project Number: CANISTER QC BAT

Lab Number: L2532803
Report Date: 07/15/25

Air Canister Certification Results

Lab ID: L2532803-01
Client ID: CAN 2529 SHELF 11
Sample Location:

Date Collected: 05/24/25 07:00
Date Received: 05/24/25
Field Prep: Not Specified

Sample Depth:
Matrix: Air
Anaytical Method: 48,TO-15
Analytical Date: 05/24/25 15:33
Analyst: JMB

	ppbV			ug/m3				
Parameter	**Results**	**RL**	**MDL**	**Results**	**RL**	**MDL**	**Qualifier**	**Dilution Factor**
Volatile Organics in Air - Mansfield Air Lab								
Chlorodifluoromethane	ND	0.200	--	ND	0.707	--		1
Propylene	ND	0.500	--	ND	0.861	--		1
Propane	ND	0.500	--	ND	0.902	--		1
Dichlorodifluoromethane	ND	0.200	--	ND	0.989	--		1
Chloromethane	ND	0.200	--	ND	0.413	--		1
Freon-114	ND	0.200	--	ND	1.40	--		1
Methanol	ND	5.00	--	ND	6.55	--		1
Vinyl chloride	ND	0.200	--	ND	0.511	--		1
1,3-Butadiene	ND	0.200	--	ND	0.442	--		1
Butane	ND	0.200	--	ND	0.475	--		1
Bromomethane	ND	0.200	--	ND	0.777	--		1
Chloroethane	ND	0.200	--	ND	0.528	--		1
Ethanol	ND	5.00	--	ND	9.42	--		1
Dichlorofluoromethane	ND	0.200	--	ND	0.842	--		1
Vinyl bromide	ND	0.200	--	ND	0.874	--		1
Acrolein	ND	0.500	--	ND	1.15	--		1
Acetone	ND	1.00	--	ND	2.38	--		1
Acetonitrile	ND	0.200	--	ND	0.336	--		1
Trichlorofluoromethane	ND	0.200	--	ND	1.12	--		1
Isopropanol	ND	1.00	--	ND	2.46	--		1
Acrylonitrile	ND	0.500	--	ND	1.09	--		1
Pentane	ND	0.200	--	ND	0.590	--		1
Ethyl ether	ND	0.200	--	ND	0.606	--		1
1,1-Dichloroethene	ND	0.200	--	ND	0.793	--		1

Project Name: BATCH CANISTER CERTIFICATION
Project Number: CANISTER QC BAT
Lab Number: L2532803
Report Date: 07/15/25

Air Canister Certification Results

Lab ID: L2532803-01
Client ID: CAN 2529 SHELF 11
Sample Location:

Date Collected: 05/24/25 07:00
Date Received: 05/24/25
Field Prep: Not Specified

Sample Depth:

Parameter	ppbV Results	ppbV RL	ppbV MDL	ug/m3 Results	ug/m3 RL	ug/m3 MDL	Qualifier	Dilution Factor
Volatile Organics in Air - Mansfield Air Lab								
Tertiary butyl Alcohol	ND	0.500	--	ND	1.52	--		1
Methylene chloride	ND	0.500	--	ND	1.74	--		1
3-Chloropropene	ND	0.200	--	ND	0.626	--		1
Carbon disulfide	ND	0.200	--	ND	0.623	--		1
Freon-113	ND	0.200	--	ND	1.53	--		1
trans-1,2-Dichloroethene	ND	0.200	--	ND	0.793	--		1
1,1-Dichloroethane	ND	0.200	--	ND	0.809	--		1
Methyl tert butyl ether	ND	0.200	--	ND	0.721	--		1
Vinyl acetate	ND	1.00	--	ND	3.52	--		1
Xylenes, total	ND	0.600	--	ND	0.869	--		1
2-Butanone	ND	0.500	--	ND	1.47	--		1
cis-1,2-Dichloroethene	ND	0.200	--	ND	0.793	--		1
Ethyl Acetate	ND	0.500	--	ND	1.80	--		1
Chloroform	ND	0.200	--	ND	0.977	--		1
Tetrahydrofuran	ND	0.500	--	ND	1.47	--		1
2,2-Dichloropropane	ND	0.200	--	ND	0.924	--		1
1,2-Dichloroethane	ND	0.200	--	ND	0.809	--		1
n-Hexane	ND	0.200	--	ND	0.705	--		1
Diisopropyl ether	ND	0.200	--	ND	0.836	--		1
tert-Butyl Ethyl Ether	ND	0.200	--	ND	0.836	--		1
1,2-Dichloroethene (total)	ND	1.00	--	ND	1.00	--		1
1,1,1-Trichloroethane	ND	0.200	--	ND	1.09	--		1
1,1-Dichloropropene	ND	0.200	--	ND	0.908	--		1
Benzene	ND	0.200	--	ND	0.639	--		1
Carbon tetrachloride	ND	0.200	--	ND	1.26	--		1
Cyclohexane	ND	0.200	--	ND	0.688	--		1
tert-Amyl Methyl Ether	ND	0.200	--	ND	0.836	--		1

Project Name: BATCH CANISTER CERTIFICATION
Project Number: CANISTER QC BAT
Lab Number: L2532803
Report Date: 07/15/25

Air Canister Certification Results

Lab ID: L2532803-01
Client ID: CAN 2529 SHELF 11
Sample Location:

Date Collected: 05/24/25 07:00
Date Received: 05/24/25
Field Prep: Not Specified

Sample Depth:

Parameter	ppbV Results	ppbV RL	ppbV MDL	ug/m3 Results	ug/m3 RL	ug/m3 MDL	Qualifier	Dilution Factor
Volatile Organics in Air - Mansfield Air Lab								
Dibromomethane	ND	0.200	--	ND	1.42	--		1
1,2-Dichloropropane	ND	0.200	--	ND	0.924	--		1
Bromodichloromethane	ND	0.200	--	ND	1.34	--		1
1,4-Dioxane	ND	0.200	--	ND	0.721	--		1
Trichloroethene	ND	0.200	--	ND	1.07	--		1
2,2,4-Trimethylpentane	ND	0.200	--	ND	0.934	--		1
Methyl Methacrylate	ND	0.500	--	ND	2.05	--		1
Heptane	ND	0.200	--	ND	0.820	--		1
cis-1,3-Dichloropropene	ND	0.200	--	ND	0.908	--		1
4-Methyl-2-pentanone	ND	0.500	--	ND	2.05	--		1
trans-1,3-Dichloropropene	ND	0.200	--	ND	0.908	--		1
1,1,2-Trichloroethane	ND	0.200	--	ND	1.09	--		1
Toluene	ND	0.200	--	ND	0.754	--		1
1,3-Dichloropropane	ND	0.200	--	ND	0.924	--		1
2-Hexanone	ND	0.200	--	ND	0.820	--		1
Dibromochloromethane	ND	0.200	--	ND	1.70	--		1
1,2-Dibromoethane	ND	0.200	--	ND	1.54	--		1
Butyl acetate	ND	0.500	--	ND	2.38	--		1
Octane	ND	0.200	--	ND	0.934	--		1
Tetrachloroethene	ND	0.200	--	ND	1.36	--		1
1,1,1,2-Tetrachloroethane	ND	0.200	--	ND	1.37	--		1
Chlorobenzene	ND	0.200	--	ND	0.921	--		1
Ethylbenzene	ND	0.200	--	ND	0.869	--		1
p/m-Xylene	ND	0.400	--	ND	1.74	--		1
Bromoform	ND	0.200	--	ND	2.07	--		1
Styrene	ND	0.200	--	ND	0.852	--		1
1,1,2,2-Tetrachloroethane	ND	0.200	--	ND	1.37	--		1

Project Name: BATCH CANISTER CERTIFICATION
Project Number: CANISTER QC BAT
Lab Number: L2532803
Report Date: 07/15/25

Air Canister Certification Results

Lab ID: L2532803-01
Client ID: CAN 2529 SHELF 11
Sample Location:

Date Collected: 05/24/25 07:00
Date Received: 05/24/25
Field Prep: Not Specified

Sample Depth:

Parameter	ppbV Results	ppbV RL	ppbV MDL	ug/m3 Results	ug/m3 RL	ug/m3 MDL	Qualifier	Dilution Factor
Volatile Organics in Air - Mansfield Air Lab								
o-Xylene	ND	0.200	--	ND	0.869	--		1
1,2,3-Trichloropropane	ND	0.200	--	ND	1.21	--		1
Nonane	ND	0.200	--	ND	1.05	--		1
Isopropylbenzene	ND	0.200	--	ND	0.983	--		1
Bromobenzene	ND	0.200	--	ND	0.793	--		1
2-Chlorotoluene	ND	0.200	--	ND	1.04	--		1
n-Propylbenzene	ND	0.200	--	ND	0.983	--		1
4-Chlorotoluene	ND	0.200	--	ND	1.04	--		1
4-Ethyltoluene	ND	0.200	--	ND	0.983	--		1
1,3,5-Trimethylbenzene	ND	0.200	--	ND	0.983	--		1
tert-Butylbenzene	ND	0.200	--	ND	1.10	--		1
1,2,4-Trimethylbenzene	ND	0.200	--	ND	0.983	--		1
Decane	ND	0.200	--	ND	1.16	--		1
Benzyl chloride	ND	0.200	--	ND	1.04	--		1
1,3-Dichlorobenzene	ND	0.200	--	ND	1.20	--		1
1,4-Dichlorobenzene	ND	0.200	--	ND	1.20	--		1
sec-Butylbenzene	ND	0.200	--	ND	1.10	--		1
p-Isopropyltoluene	ND	0.200	--	ND	1.10	--		1
1,2-Dichlorobenzene	ND	0.200	--	ND	1.20	--		1
n-Butylbenzene	ND	0.200	--	ND	1.10	--		1
1,2-Dibromo-3-chloropropane	ND	0.200	--	ND	1.93	--		1
Undecane	ND	0.200	--	ND	1.28	--		1
Dodecane	ND	0.200	--	ND	1.39	--		1
1,2,4-Trichlorobenzene	ND	0.200	--	ND	1.48	--		1
Naphthalene	ND	0.200	--	ND	0.996	--		1
1,2,3-Trichlorobenzene	ND	0.200	--	ND	1.48	--		1
Hexachlorobutadiene	ND	0.200	--	ND	2.13	--		1

Project Name: BATCH CANISTER CERTIFICATION
Project Number: CANISTER QC BAT
Lab Number: L2532803
Report Date: 07/15/25

Air Canister Certification Results

Lab ID: L2532803-01
Client ID: CAN 2529 SHELF 11
Sample Location:

Date Collected: 05/24/25 07:00
Date Received: 05/24/25
Field Prep: Not Specified

Sample Depth:

Parameter	ppbV Results	ppbV RL	ppbV MDL	ug/m3 Results	ug/m3 RL	ug/m3 MDL	Qualifier	Dilution Factor
Volatile Organics in Air - Mansfield Air Lab								

	Results	Qualifier	Units	RDL	Dilution Factor
Tentatively Identified Compounds					

No Tentatively Identified Compounds

Internal Standard	% Recovery	Qualifier	Acceptance Criteria
1,4-Difluorobenzene	94		60-140
Bromochloromethane	94		60-140
chlorobenzene-d5	94		60-140

Project Name: BATCH CANISTER CERTIFICATION
Project Number: CANISTER QC BAT

Lab Number: L2532803
Report Date: 07/15/25

Air Canister Certification Results

Lab ID: L2532803-01
Client ID: CAN 2529 SHELF 11
Sample Location:

Date Collected: 05/24/25 07:00
Date Received: 05/24/25
Field Prep: Not Specified

Sample Depth:
Matrix: Air
Anaytical Method: 48,TO-15-SIM
Analytical Date: 05/24/25 15:33
Analyst: JMB

	ppbV			ug/m3				
Parameter	**Results**	**RL**	**MDL**	**Results**	**RL**	**MDL**	**Qualifier**	**Dilution Factor**
Volatile Organics in Air by SIM - Mansfield Air Lab								
Dichlorodifluoromethane	ND	0.200	--	ND	0.989	--		1
Chloromethane	ND	0.200	--	ND	0.413	--		1
Freon-114	ND	0.050	--	ND	0.349	--		1
Vinyl chloride	ND	0.020	--	ND	0.051	--		1
1,3-Butadiene	ND	0.020	--	ND	0.044	--		1
Bromomethane	ND	0.020	--	ND	0.078	--		1
Chloroethane	ND	0.100	--	ND	0.264	--		1
Acrolein	ND	0.050	--	ND	0.115	--		1
Acetone	ND	1.00	--	ND	2.38	--		1
Trichlorofluoromethane	ND	0.050	--	ND	0.281	--		1
Acrylonitrile	ND	0.500	--	ND	1.09	--		1
1,1-Dichloroethene	ND	0.020	--	ND	0.079	--		1
Methylene chloride	ND	0.500	--	ND	1.74	--		1
Freon-113	ND	0.050	--	ND	0.383	--		1
trans-1,2-Dichloroethene	ND	0.020	--	ND	0.079	--		1
1,1-Dichloroethane	ND	0.020	--	ND	0.081	--		1
Methyl tert butyl ether	ND	0.200	--	ND	0.721	--		1
2-Butanone	ND	0.500	--	ND	1.47	--		1
cis-1,2-Dichloroethene	ND	0.020	--	ND	0.079	--		1
Chloroform	ND	0.020	--	ND	0.098	--		1
1,2-Dichloroethane	ND	0.020	--	ND	0.081	--		1
1,1,1-Trichloroethane	ND	0.020	--	ND	0.109	--		1
Benzene	ND	0.100	--	ND	0.319	--		1
Carbon tetrachloride	ND	0.020	--	ND	0.126	--		1

Project Name: BATCH CANISTER CERTIFICATION
Project Number: CANISTER QC BAT

Lab Number: L2532803
Report Date: 07/15/25

Air Canister Certification Results

Lab ID: L2532803-01
Client ID: CAN 2529 SHELF 11
Sample Location:

Date Collected: 05/24/25 07:00
Date Received: 05/24/25
Field Prep: Not Specified

Sample Depth:

Parameter	ppbV Results	ppbV RL	ppbV MDL	ug/m3 Results	ug/m3 RL	ug/m3 MDL	Qualifier	Dilution Factor
Volatile Organics in Air by SIM - Mansfield Air Lab								
1,2-Dichloropropane	ND	0.020	--	ND	0.092	--		1
Bromodichloromethane	ND	0.020	--	ND	0.134	--		1
1,4-Dioxane	ND	0.100	--	ND	0.360	--		1
Trichloroethene	ND	0.020	--	ND	0.107	--		1
cis-1,3-Dichloropropene	ND	0.020	--	ND	0.091	--		1
4-Methyl-2-pentanone	ND	0.500	--	ND	2.05	--		1
trans-1,3-Dichloropropene	ND	0.020	--	ND	0.091	--		1
1,1,2-Trichloroethane	ND	0.020	--	ND	0.109	--		1
Toluene	ND	0.100	--	ND	0.377	--		1
Dibromochloromethane	ND	0.020	--	ND	0.170	--		1
1,2-Dibromoethane	ND	0.020	--	ND	0.154	--		1
Tetrachloroethene	ND	0.020	--	ND	0.136	--		1
1,1,1,2-Tetrachloroethane	ND	0.020	--	ND	0.137	--		1
Chlorobenzene	ND	0.100	--	ND	0.461	--		1
Ethylbenzene	ND	0.020	--	ND	0.087	--		1
p/m-Xylene	ND	0.040	--	ND	0.174	--		1
Bromoform	ND	0.020	--	ND	0.207	--		1
Styrene	ND	0.020	--	ND	0.085	--		1
1,1,2,2-Tetrachloroethane	ND	0.020	--	ND	0.137	--		1
o-Xylene	ND	0.020	--	ND	0.087	--		1
Isopropylbenzene	ND	0.200	--	ND	0.983	--		1
4-Ethyltoluene	ND	0.020	--	ND	0.098	--		1
1,3,5-Trimethybenzene	ND	0.020	--	ND	0.098	--		1
1,2,4-Trimethylbenzene	ND	0.020	--	ND	0.098	--		1
Benzyl chloride	ND	0.100	--	ND	0.518	--		1
1,3-Dichlorobenzene	ND	0.020	--	ND	0.120	--		1
1,4-Dichlorobenzene	ND	0.020	--	ND	0.120	--		1

Project Name: BATCH CANISTER CERTIFICATION
Project Number: CANISTER QC BAT
Lab Number: L2532803
Report Date: 07/15/25

Air Canister Certification Results

Lab ID: L2532803-01
Client ID: CAN 2529 SHELF 11
Sample Location:

Date Collected: 05/24/25 07:00
Date Received: 05/24/25
Field Prep: Not Specified

Sample Depth:

Parameter	ppbV Results	ppbV RL	ppbV MDL	ug/m3 Results	ug/m3 RL	ug/m3 MDL	Qualifier	Dilution Factor
Volatile Organics in Air by SIM - Mansfield Air Lab								
sec-Butylbenzene	ND	0.200	--	ND	1.10	--		1
p-Isopropyltoluene	ND	0.200	--	ND	1.10	--		1
1,2-Dichlorobenzene	ND	0.020	--	ND	0.120	--		1
n-Butylbenzene	ND	0.200	--	ND	1.10	--		1
1,2,4-Trichlorobenzene	ND	0.050	--	ND	0.371	--		1
Naphthalene	ND	0.050	--	ND	0.262	--		1
1,2,3-Trichlorobenzene	ND	0.050	--	ND	0.371	--		1
Hexachlorobutadiene	ND	0.050	--	ND	0.533	--		1

Internal Standard	% Recovery	Qualifier	Acceptance Criteria
1,4-difluorobenzene	94		60-140
bromochloromethane	93		60-140
chlorobenzene-d5	95		60-140

Project Name: 136 FULLER RD
Project Number: 2222575.05

Lab Number: L2541162
Report Date: 07/15/25

Sample Receipt and Container Information

Were project specific reporting limits specified? YES

Cooler Information

Cooler	Custody Seal
NA	Absent

Container Information

Container ID	Container Type	Cooler	Initial pH	Final pH	Temp deg C	Pres	Seal	Frozen Date/Time	Analysis(*)
L2541162-01A	Canister - 1L (Batch Certified)	NA	NA			Y	Absent		TO15-LL(30)

*Values in parentheses indicate holding time in days

Project Name:	136 FULLER RD	**Lab Number:**	L2541162
Project Number:	2222575.05	**Report Date:**	07/15/25

GLOSSARY

Acronyms

DL - Detection Limit: This value represents the level to which target analyte concentrations are reported as estimated values, when those target analyte concentrations are quantified below the limit of quantitation (LOQ). The DL includes any adjustments from dilutions, concentrations or moisture content, where applicable. (DoD report formats only.)

EDL - Estimated Detection Limit: This value represents the level to which target analyte concentrations are reported as estimated values, when those target analyte concentrations are quantified below the reporting limit (RL). The EDL includes any adjustments from dilutions, concentrations or moisture content, where applicable. The use of EDLs is specific to the analysis of PAHs using Solid-Phase Microextraction (SPME).

EMPC - Estimated Maximum Possible Concentration: The concentration that results from the signal present at the retention time of an analyte when the ions meet all of the identification criteria except the ion abundance ratio criteria. An EMPC is a worst-case estimate of the concentration.

EPA - Environmental Protection Agency.

LCS - Laboratory Control Sample: A sample matrix, free from the analytes of interest, spiked with verified known amounts of analytes or a material containing known and verified amounts of analytes.

LCSD - Laboratory Control Sample Duplicate: Refer to LCS.

LFB - Laboratory Fortified Blank: A sample matrix, free from the analytes of interest, spiked with verified known amounts of analytes or a material containing known and verified amounts of analytes.

LOD - Limit of Detection: This value represents the level to which a target analyte can reliably be detected for a specific analyte in a specific matrix by a specific method. The LOD includes any adjustments from dilutions, concentrations or moisture content, where applicable. (DoD report formats only.)

LOQ - Limit of Quantitation: The value at which an instrument can accurately measure an analyte at a specific concentration. The LOQ includes any adjustments from dilutions, concentrations or moisture content, where applicable. (DoD report formats only.)

Limit of Quantitation: The value at which an instrument can accurately measure an analyte at a specific concentration. The LOQ includes any adjustments from dilutions, concentrations or moisture content, where applicable. (DoD report formats only.)

MDL - Method Detection Limit: This value represents the level to which target analyte concentrations are reported as estimated values, when those target analyte concentrations are quantified below the reporting limit (RL). The MDL includes any adjustments from dilutions, concentrations or moisture content, where applicable.

MS - Matrix Spike Sample: A sample prepared by adding a known mass of target analyte to a specified amount of matrix sample for which an independent estimate of target analyte concentration is available. For Method 332.0, the spike recovery is calculated using the native concentration, including estimated values.

MSD - Matrix Spike Sample Duplicate: Refer to MS.

NA - Not Applicable.

NC - Not Calculated: Term is utilized when one or more of the results utilized in the calculation are non-detect at the parameter's reporting unit.

NDPA/DPA - N-Nitrosodiphenylamine/Diphenylamine.

NI - Not Ignitable.

NP - Non-Plastic: Term is utilized for the analysis of Atterberg Limits in soil.

NR - No Results: Term is utilized when 'No Target Compounds Requested' is reported for the analysis of Volatile or Semivolatile Organic TIC only requests.

RL - Reporting Limit: The value at which an instrument can accurately measure an analyte at a specific concentration. The RL includes any adjustments from dilutions, concentrations or moisture content, where applicable.

RPD - Relative Percent Difference: The results from matrix and/or matrix spike duplicates are primarily designed to assess the precision of analytical results in a given matrix and are expressed as relative percent difference (RPD). Values which are less than five times the reporting limit for any individual parameter are evaluated by utilizing the absolute difference between the values; although the RPD value will be provided in the report.

SRM - Standard Reference Material: A reference sample of a known or certified value that is of the same or similar matrix as the associated field samples.

STLP - Semi-dynamic Tank Leaching Procedure per EPA Method 1315.

TEF - Toxic Equivalency Factors: The values assigned to each dioxin and furan to evaluate their toxicity relative to 2,3,7,8-TCDD.

TEQ - Toxic Equivalent: The measure of a sample's toxicity derived by multiplying each dioxin and furan by its corresponding TEF and then summing the resulting values.

TIC - Tentatively Identified Compound: A compound that has been identified to be present and is not part of the target compound list (TCL) for the method and/or program. All TICs are qualitatively identified and reported as estimated concentrations.

Report Format: Data Usability Report

Project Name:	136 FULLER RD	**Lab Number:**	L2541162
Project Number:	2222575.05	**Report Date:**	07/15/25

Footnotes

1 - The reference for this analyte should be considered modified since this analyte is absent from the target analyte list of the original method.

Terms

Analytical Method: Both the document from which the method originates and the analytical reference method. (Example: EPA 8260B is shown as 1,8260B.) The codes for the reference method documents are provided in the References section of the Addendum.

Chlordane: The target compound Chlordane (CAS No. 57-74-9) is reported for GC ECD analyses. Per EPA,this compound "refers to a mixture of chlordane isomers, other chlorinated hydrocarbons and numerous other components." (Reference: USEPA Toxicological Review of Chlordane, In Support of Summary Information on the Integrated Risk Information System (IRIS), December 1997.)

Difference: With respect to Total Oxidizable Precursor (TOP) Assay analysis, the difference is defined as the Post-Treatment value minus the Pre-Treatment value.

Final pH: As it pertains to Sample Receipt & Container Information section of the report, Final pH reflects pH of container determined after adjustment at the laboratory, if applicable. If no adjustment required, value reflects Initial pH.

Frozen Date/Time: With respect to Volatile Organics in soil, Frozen Date/Time reflects the date/time at which associated Reagent Water-preserved vials were initially frozen. Note: If frozen date/time is beyond 48 hours from sample collection, value will be reflected in 'bold'.

Gasoline Range Organics (GRO): Gasoline Range Organics (GRO) results include all chromatographic peaks eluting from Methyl tert butyl ether through Naphthalene, with the exception of GRO analysis in support of State of Ohio programs, which includes all chromatographic peaks eluting from Hexane through Dodecane.

Initial pH: As it pertains to Sample Receipt & Container Information section of the report, Initial pH reflects pH of container determined upon receipt, if applicable.

PAH Total: With respect to Alkylated PAH analyses, the 'PAHs, Total' result is defined as the summation of results for all or a subset of the following compounds: Naphthalene, C1-C4 Naphthalenes, 2-Methylnaphthalene, 1-Methylnaphthalene, Biphenyl, Acenaphthylene, Acenaphthene, Fluorene, C1-C3 Fluorenes, Phenanthrene, C1-C4 Phenanthrenes/Anthracenes, Anthracene, Fluoranthene, Pyrene, C1-C4 Fluoranthenes/Pyrenes, Benz(a)anthracene, Chrysene, C1-C4 Chrysenes, Benzo(b)fluoranthene, Benzo(j)+(k)fluoranthene, Benzo(e)pyrene, Benzo(a)pyrene, Perylene, Indeno(1,2,3-cd)pyrene, Dibenz(ah)+(ac)anthracene, Benzo(g,h,i)perylene. If a 'Total' result is requested, the results of its individual components will also be reported.

PFAS Total: With respect to PFAS analyses, the 'PFAS, Total (5)' result is defined as the summation of results for: PFHpA, PFHxS, PFOA, PFNA and PFOS. In addition, the 'PFAS, Total (6)' result is defined as the summation of results for: PFHpA, PFHxS, PFOA, PFNA, PFDA and PFOS. For MassDEP DW compliance analysis only, the 'PFAS, Total (6)' result is defined as the summation of results at or above the RL. Note: If a 'Total' result is requested, the results of its individual components will also be reported.

Total: With respect to Organic analyses, a 'Total' result is defined as the summation of results for individual isomers or Aroclors. If a 'Total' result is requested, the results of its individual components will also be reported. This is applicable to 'Total' results for methods 8260, 8081 and 8082.

Data Qualifiers

A - Spectra identified as "Aldol Condensates" are byproducts of the extraction/concentration procedures when acetone is introduced in the process.

B - The analyte was detected above the reporting limit in the associated method blank. Flag only applies to associated field samples that have detectable concentrations of the analyte at less than ten times (10x) the concentration found in the blank. For MCP-related projects, flag only applies to associated field samples that have detectable concentrations of the analyte at less than ten times (10x) the concentration found in the blank. For DOD-related projects, flag only applies to associated field samples that have detectable concentrations of the analyte at less than ten times (10x) the concentration found in the blank AND the analyte was detected above one-half the reporting limit (or above the reporting limit for common lab contaminants) in the associated method blank. For NJ-Air-related projects, flag only applies to associated field samples that have detectable concentrations of the analyte above the reporting limit. For NJ-related projects (excluding Air), flag only applies to associated field samples that have detectable concentrations of the analyte, which was detected above the reporting limit in the associated method blank or above five times the reporting limit for common lab contaminants (Phthalates, Acetone, Methylene Chloride, 2-Butanone).

C - Co-elution: The target analyte co-elutes with a known lab standard (i.e. surrogate, internal standards, etc.) for co-extracted analyses.

D - Concentration of analyte was quantified from diluted analysis. Flag only applies to field samples that have detectable concentrations of the analyte.

E - Concentration of analyte exceeds the range of the calibration curve and/or linear range of the instrument.

F - The ratio of quantifier ion response to qualifier ion response falls outside of the laboratory criteria. Results are considered to be an estimated maximum concentration.

G - The concentration may be biased high due to matrix interferences (i.e, co-elution) with non-target compound(s). The result should be considered estimated.

H - The analysis of pH was performed beyond the regulatory-required holding time of 15 minutes from the time of sample collection.

I - The lower value for the two columns has been reported due to obvious interference.

J - Estimated value. This represents an estimated concentration for Tentatively Identified Compounds (TICs).

M - Reporting Limit (RL) exceeds the MCP CAM Reporting Limit for this analyte.

Report Format: Data Usability Report

Project Name:	136 FULLER RD	**Lab Number:**	L2541162
Project Number:	2222575.05	**Report Date:**	07/15/25

Data Qualifiers

ND - Not detected at the reporting limit (RL) for the sample.

NJ - Presumptive evidence of compound. This represents an estimated concentration for Tentatively Identified Compounds (TICs), where the identification is based on a mass spectral library search.

P - The RPD between the results for the two columns exceeds the method-specified criteria.

Q - The quality control sample exceeds the associated acceptance criteria. For DOD-related projects, LCS and/or Continuing Calibration Standard exceedences are also qualified on all associated sample results. Note: This flag is not applicable for matrix spike recoveries when the sample concentration is greater than 4x the spike added or for batch duplicate RPD when the sample concentrations are less than 5x the RL. (Metals only.)

R - Analytical results are from sample re-analysis.

RE - Analytical results are from sample re-extraction.

S - Analytical results are from modified screening analysis.

V - The surrogate associated with this target analyte has a recovery outside the QC acceptance limits. (Applicable to MassDEP DW Compliance samples only.)

Z - The batch matrix spike and/or duplicate associated with this target analyte has a recovery/RPD outside the QC acceptance limits. (Applicable to MassDEP DW Compliance samples only.)

Report Format: Data Usability Report

Project Name: 136 FULLER RD
Project Number: 2222575.05

Lab Number: L2541162
Report Date: 07/15/25

REFERENCES

48 Compendium of Methods for the Determination of Toxic Organic Compounds in Ambient Air. Second Edition. EPA/625/R-96/010b, January 1999.

LIMITATION OF LIABILITIES

Pace Analytical Services performs services with reasonable care and diligence normal to the analytical testing laboratory industry. In the event of an error, the sole and exclusive responsibility of Pace Analytical Services shall be to re-perform the work at it's own expense. In no event shall Pace Analytical Services be held liable for any incidental, consequential or special damages, including but not limited to, damages in any way connected with the use of, interpretation of, information or analysis provided by Pace Analytical Services.

We strongly urge our clients to comply with EPA protocol regarding sample volume, preservation, cooling, containers, sampling procedures, holding time and splitting of samples in the field.

Certification Information

The following analytes are not included in our Primary NELAP Scope of Accreditation:

Westborough Facility – 8 Walkup Dr. Westborough, MA 01581
EPA 624.1: m/p-xylene, o-xylene, Naphthalene
EPA 625.1: alpha-Terpineol
EPA 8260D: NPW: 1,2,4,5-Tetramethylbenzene; 4-Ethyltoluene; SCM: Iodomethane (methyl iodide), 1,2,4,5-Tetramethylbenzene; 4-Ethyltoluene.
EPA 8270E: NPW: Dimethylnaphthalene,1,4-Diphenylhydrazine, alpha-Terpineol, Azobenzene; SCM: Dimethylnaphthalene,1,4-Diphenylhydrazine.
SM4500: NPW: Amenable Cyanide; SCM: Total Phosphorus, TKN, NO2, NO3.

Mansfield Facility – 320 Forbes Blvd. Mansfield, MA 02048
SM 2540D: TSS.
EPA TO-15: Halothane, 2,4,4-Trimethyl-2-pentene, 2,4,4-Trimethyl-1-pentene, Thiophene, 2-Methylthiophene, 3-Methylthiophene, 2-Ethylthiophene, 1,2,3-Trimethylbenzene, Indan, Indene, 1,2,4,5-Tetramethylbenzene, Benzothiophene, 1-Methylnaphthalene.
MADEP-APH.
Nonpotable Water: EPA RSK-175 Dissolved Gases
Biological Tissue Matrix: EPA 3050B

Mansfield Facility – 120 Forbes Blvd. Mansfield, MA 02048
EPA TO-15: Halothane, 2,4,4-Trimethyl-2-pentene, 2,4,4-Trimethyl-1-pentene, Thiophene, 2-Methylthiophene, 3-Methylthiophene, 2-Ethylthiophene, 1,2,3-Trimethylbenzene, Indan, Indene, 1,2,4,5-Tetramethylbenzene, Benzothiophene, 1-Methylnaphthalene.
Nonpotable Water: EPA RSK-175 Dissolved Gases

The following test method is not included in our New Jersey Secondary NELAP Scope of Accreditation:

Mansfield Facility – 320 Forbes Blvd. Mansfield, MA 02048
Determination of Selected Perfluorinated Alkyl Substances by Solid Phase Extraction and Liquid Chromatography/Tandem Mass Spectrometry Isotope Dilution (via Alpha SOP 23528)

The following analytes are included in our Massachusetts DEP Scope of Accreditation

Westborough Facility – 8 Walkup Dr. Westborough, MA 01581

Drinking Water
EPA 300.0: Chloride, Nitrate-N, Fluoride, Sulfate; **EPA 353.2**: Nitrate-N, Nitrite-N; **SM4500NO3-F**: Nitrate-N, Nitrite-N; **SM4500F-C, SM4500CN-CE, EPA 180.1, SM2130B, SM4500Cl-D, SM2320B, SM2540C, SM4500H-B, SM4500NO2-B**
EPA 524.2: THMs and VOCs; **EPA 504.1:** EDB, DBCP.
Microbiology: **SM9215B; SM9223-P/A, SM9223B-Colilert-QT,SM9222D**.

Non-Potable Water
SM4500H,B, EPA 120.1, SM2510B, SM2540C, SM2320B, SM4500CL-E, SM4500F-BC, SM4500NH3-BH: Ammonia-N and Kjeldahl-N, **EPA 350.1**: Ammonia-N, **LACHAT 10-107-06-1-B**: Ammonia-N, **EPA 351.1, SM4500NO3-F, EPA 353.2**: Nitrate-N**, SM4500P-E, SM4500P-B, E, SM4500SO4-E, SM5220D, EPA 410.4, SM5210B, SM5310C, SM4500CL-D, EPA 1664, EPA 420.1, SM4500-CN-CE, SM2540D, EPA 300: Chloride, Sulfate, Nitrate.**
EPA 624.1: Volatile Halocarbons & Aromatics,
EPA 608.3: Chlordane, Toxaphene, Aldrin, alpha-BHC, beta-BHC, gamma-BHC, delta-BHC, Dieldrin, DDD, DDE, DDT, Endosulfan I, Endosulfan II, Endosulfan sulfate, Endrin, Endrin Aldehyde, Heptachlor, Heptachlor Epoxide, PCBs
EPA 625.1: SVOC (Acid/Base/Neutral Extractables).
Microbiology: **SM9223B-Colilert-QT; Enterolert-QT, EPA 1600, EPA 1603, SM9222D.**

Mansfield Facility – 320 Forbes Blvd. Mansfield, MA 02048

Drinking Water
EPA 200.7: Al, Ba, Cd, Cr, Cu, Fe, Mn, Ni, Na, Ag, Ca, Zn. **EPA 200.8:** Al, Sb, As, Ba, Be, Cd, Cr, Cu, Pb, Mn, Ni, Se, Ag, TL, Zn. **EPA 245.1** Hg.
EPA 522, EPA 537.1.

Non-Potable Water
EPA 200.7: Al, Sb, As, Be, Cd, Ca, Cr, Co, Cu, Fe, Pb, Mg, Mn, Mo, Ni, K, Se, Ag, Na, Sr, TL, Ti, V, Zn.
EPA 200.8: Al, Sb**,** As, Be, Cd, Cr, Cu, Fe, Pb, Mn, Ni, K, Se, Ag, Na, TL, Zn.
EPA 245.1 Hg.
SM2340B

Certification IDs:

Westborough Facility – 8 Walkup Dr. Westborough, MA 01581
CT PH-0826, IL 200077, IN C-MA-03, KY JY98045, ME MA00086, MD 348, MA M-MA086, NH 2064, NJ MA935, NY 11148, NC (DW) 25700, NC (NPW/SCM) 666, OR MA-1316, PA 68-03671, RI LAO00065, TX T104704476, VT VT-0935, VA 460195

Mansfield Facility – 320 Forbes Blvd. Mansfield, MA 02048
CT PH-0825, ANAB/DoD L2474, IL 200081, IN C-MA-04, KY KY98046, LA 3090, ME MA00030, MI 9110, MN 025-999-495, NH 2062, NJ MA015, NY 11627, NC (NPW/SCM) 685, OR MA-0262, PA 68-02089, RI LAO00299, TX T-104704419, VT VT-0015, VA 460194, WA C954

Mansfield Facility – 120 Forbes Blvd. Mansfield, MA 02048
ANAB/DoD L2474, ME MA01156, MN 025-999-498, NH 2249, NJ MA025, NY 12191, OR 4203, TX T104704583, VA 460311, WA C1104.

For a complete listing of analytes and methods, please contact your Project Manager.

AIR ANALYSIS

PAGE 1 OF 1

Pace ANALYTICAL SERVICES

CHAIN OF CUSTODY

120 Forbes Blvd Mansfield MA 02048
TEL: 508-822-9300 FAX 508-822-3288

Date Rec'd in Lab: 7/2/25

Pace® Job #: L2541162

Client Information

Client: Labella Associates
Address: 4 British American Latham NY 12110
Phone: 726-626-6363
Fax:
Email: bfields@labellapc.com

☐ These samples have been previously analyzed by Pace

Project Information

Project Name: 136 Fuller Rd
Project Location: Albany, NY
Project #: 2222575.05
Project Manager: Branson Fields
Pace® Quote #:

Turn-Around Time

☒ Standard ☐ RUSH (only confirmed if pre-approved)
Date Due: Time:

Report Information - Data Deliverables

☐ FAX
☐ ADEx
Criteria Checker:
(Default based on Regulatory Criteria Indicated)
Other Formats:
☒ EMAIL (standard pdf report)
☐ Additional Deliverables:
Report to (if different than Project Manager):

Billing Information

☒ Same as Client info PO # 2222575.05
APPK@labellapc.com

Regulatory Requirements/Report Limits

State/Fed	Program	Res / Comm

Other Project Specific Requirements/Comments:

Project-Specific Target Compound List ☐

ANALYSIS

All Columns Below Must Be Filled Out

PACE Lab ID (Lab Use Only)	Sample ID	COLLECTION End Date	Start Time	End Time	Initial Vacuum	Final Vacuum	Sample Matrix*	Sampler's Initials	Can Size	ID Can	ID - Flow Controller	TO-15	TO-15 SIM	APH	Fixed Gases	Sample Comments (i.e. PID)
41162-01	Effluent JUN25	6/26/25	15:16	15117	-29.5	0	SV	BF	1L	4087	0098	X				PID=5.2

*SAMPLE MATRIX CODES
AA = Ambient Air (Indoor/Outdoor)
SV = Soil Vapor/Landfill Gas/SVE
Other = Please Specify

Container Type: C

Please print clearly, legibly and completely. Samples can not be logged in and turnaround time clock will not start until any ambiguities are resolved. All samples submitted are subject to Pace's Terms and Conditions. See reverse side.

Relinquished By	Date/Time	Received By	Date/Time
Labella PACE	7/1/25 1055	PACE	7/1/25 1055
	7/1/25 1142		7/1/25 2200
07102125-0350	7/2/25 350	PACE 7/2/25 0700	7/2/25 0700
			PACE 7/2/25 0644

Hold 90 Sept/L Cans

Sample Delivery Group Summary

Pace Job Number : L2541162

Account Name : LaBella Associates, P.C.
Project Number : 2222575.05
Project Name : 136 FULLER RD

Received : 01-JUL-2025
Reviewer : Christopher J Anderson

Delivery Information

Samples Delivered By : Pace Courier

Chain of Custody : Present

Cooler Information

Cooler	Seal/Seal#	Preservation	Temperature(°C)	Additional Information
NA	Absent/			

Condition Information

1) All samples on COC received?	**YES**
2) Extra samples received?	**NO**
3) Are there any sample container discrepancies?	**NO**
4) Are there any discrepancies between COC & sample labels?	**NO**
5) Are samples in appropriate containers for requested analysis?	**YES**
6) Are samples properly preserved for requested analysis?	**YES**
7) Are samples within holding time for requested analysis?	**YES**
8) All sampling equipment returned?	**YES**

Volatile Organics/VPH

1) Reagent Water Vials Frozen by Client?	**NA**

ANALYTICAL REPORT

Lab Number:	L2533452
Client:	LaBella Associates, P.C. 4 British American Boulevard Latham, NY 12110
ATTN:	Branson Fields
Phone:	(518) 266-7355
Project Name:	136 FULLER ROAD
Project Number:	2222575.05
Report Date:	06/17/25

The original project report/data package is held by Pace Analytical Services. This report/data package is paginated and should be reproduced only in its entirety. Pace Analytical Services holds no responsibility for results and/or data that are not consistent with the original.

Certifications & Approvals: NH ELAP (2249).

120 Forbes Boulevard, Mansfield, MA 02048-1806
508-822-9300 (Fax) 508-822-3288 800-624-9220 - www.pacelabs.com

Project Name: 136 FULLER ROAD
Project Number: 2222575.05

Lab Number: L2533452
Report Date: 06/17/25

Lab Sample ID	Client ID	Matrix	Sample Location	Collection Date/Time	Receive Date
L2533452-01	EFFLUENT_MAY25	SOIL_VAPOR	ALBANY, NY	05/27/25 12:02	05/27/25

Project Name:	136 FULLER ROAD	**Lab Number:**	L2533452
Project Number:	2222575.05	**Report Date:**	06/17/25

Case Narrative

The samples were received in accordance with the Chain of Custody and no significant deviations were encountered during the preparation or analysis unless otherwise noted. Sample Receipt, Container Information, and the Chain of Custody are located at the back of the report.

Results contained within this report relate only to the samples submitted under this Pace Lab Number and meet NELAP requirements for all NELAP accredited parameters unless otherwise noted in the following narrative. The data presented in this report is organized by parameter (i.e. VOC, SVOC, etc.). Sample specific Quality Control data (i.e. Surrogate Spike Recovery) is reported at the end of the target analyte list for each individual sample, followed by the Laboratory Batch Quality Control at the end of each parameter. Tentatively Identified Compounds (TICs), if requested, are reported for compounds identified to be present and are not part of the method/program Target Compound List, even if only a subset of the TCL are being reported. If a sample was re-analyzed or re-extracted due to a required quality control corrective action and if both sets of data are reported, the Laboratory ID of the re-analysis or re-extraction is designated with an "R" or "RE", respectively.

When multiple Batch Quality Control elements are reported (e.g. more than one LCS), the associated samples for each element are noted in the grey shaded header line of each data table. Any Laboratory Batch, Sample Specific % recovery or RPD value that is outside the listed Acceptance Criteria is bolded in the report. In reference to questions H (CAM) or 4 (RCP) when "NO" is checked, the performance criteria for CAM and RCP methods allow for some quality control failures to occur and still be within method compliance. In these instances, the specific failure is not narrated but noted in the associated QC Outlier Summary Report, located directly after the Case Narrative. QC information is also incorporated in the Data Usability Assessment table (Format 11) of our Data Merger tool, where it can be reviewed in conjunction with the sample result, associated regulatory criteria and any associated data usability implications.

Soil/sediments and solids are reported on a dry weight basis unless otherwise noted. Tissues are reported "as received" or on a wet weight basis, unless otherwise noted. Definitions of all data qualifiers and acronyms used in this report are provided in the Glossary located at the back of the report.

HOLD POLICY - For samples submitted on hold, Pace's policy is to hold samples (with the exception of Air canisters) free of charge for 21 calendar days from the date the project is completed. After 21 calendar days, we will dispose of all samples submitted including those put on hold unless you have contacted your Pace Project Manager and made arrangements for Pace to continue to hold the samples. Air canisters will be disposed after 3 business days from the date the project is completed.

Please contact Project Management at 800-624-9220 with any questions.

Project Name:	136 FULLER ROAD	**Lab Number:**	L2533452
Project Number:	2222575.05	**Report Date:**	06/17/25

Case Narrative (continued)

Volatile Organics in Air

Canisters were released from the laboratory on May 19, 2025. The canister certification data is provided as an addendum.

L2533452-01D: The sample has elevated detection limits due to the dilution required by the elevated concentrations of target compounds in the sample.

The WG2076706-3 LCS recovery associated with L2533452-01D is below the acceptance limit for vinyl acetate (60%). All samples associated with this LCS that have reportable amounts of this analyte will be reported with low bias.

The WG2076706-3 LCS recovery associated with L2533452-01D is above the upper 130% acceptance limit for n-hexane (136%). All samples associated with this LCS that have reportable amounts of this analyte will be rerun for this compound.

I, the undersigned, attest under the pains and penalties of perjury that, to the best of my knowledge and belief and based upon my personal inquiry of those responsible for providing the information contained in this analytical report, such information is accurate and complete. This certificate of analysis is not complete unless this page accompanies any and all pages of this report.

Authorized Signature: Christopher J. Anderson

Title: Technical Director/Representative Date: 06/17/25

AIR

Project Name: 136 FULLER ROAD
Project Number: 2222575.05

Lab Number: L2533452
Report Date: 06/17/25

SAMPLE RESULTS

Lab ID: L2533452-01 D
Client ID: EFFLUENT_MAY25
Sample Location: ALBANY, NY

Date Collected: 05/27/25 12:02
Date Received: 05/27/25
Field Prep: Not Specified

Sample Depth:
Matrix: Soil_Vapor
Anaytical Method: 48,TO-15
Analytical Date: 06/10/25 01:54
Analyst: RAY

Parameter	ppbV Results	ppbV RL	ppbV MDL	ug/m3 Results	ug/m3 RL	ug/m3 MDL	Qualifier	Dilution Factor
Volatile Organics in Air - Mansfield Air Lab								
Dichlorodifluoromethane	1.79	1.04	--	8.85	5.14	--		5.212
Chloromethane	ND	1.04	--	ND	2.15	--		5.212
Freon-114	ND	1.04	--	ND	7.27	--		5.212
Vinyl chloride	5.69	1.04	--	14.5	2.66	--		5.212
1,3-Butadiene	ND	1.04	--	ND	2.30	--		5.212
Bromomethane	ND	1.04	--	ND	4.04	--		5.212
Chloroethane	1.95	1.04	--	5.15	2.74	--		5.212
Ethanol	ND	26.1	--	ND	49.2	--		5.212
Vinyl bromide	ND	1.04	--	ND	4.55	--		5.212
Acetone	6.80	5.21	--	16.2	12.4	--		5.212
Trichlorofluoromethane	8.03	1.04	--	45.1	5.84	--		5.212
Isopropanol	ND	5.21	--	ND	12.8	--		5.212
1,1-Dichloroethene	2.11	1.04	--	8.37	4.12	--		5.212
Tertiary butyl Alcohol	ND	2.61	--	ND	7.91	--		5.212
Methylene chloride	ND	2.61	--	ND	9.07	--		5.212
3-Chloropropene	ND	1.04	--	ND	3.26	--		5.212
Carbon disulfide	ND	1.04	--	ND	3.24	--		5.212
Freon-113	ND	1.04	--	ND	7.97	--		5.212
trans-1,2-Dichloroethene	ND	1.04	--	ND	4.12	--		5.212
1,1-Dichloroethane	29.0	1.04	--	117	4.21	--		5.212
Methyl tert butyl ether	ND	1.04	--	ND	3.75	--		5.212
2-Butanone	ND	2.61	--	ND	7.70	--		5.212
cis-1,2-Dichloroethene	151	1.04	--	599	4.12	--		5.212

Project Name: 136 FULLER ROAD
Project Number: 2222575.05

Lab Number: L2533452
Report Date: 06/17/25

SAMPLE RESULTS

Lab ID: L2533452-01 D
Client ID: EFFLUENT_MAY25
Sample Location: ALBANY, NY

Date Collected: 05/27/25 12:02
Date Received: 05/27/25
Field Prep: Not Specified

Sample Depth:

Parameter	ppbV Results	ppbV RL	ppbV MDL	ug/m3 Results	ug/m3 RL	ug/m3 MDL	Qualifier	Dilution Factor
Volatile Organics in Air - Mansfield Air Lab								
Ethyl Acetate	ND	2.61	--	ND	9.41	--		5.212
Chloroform	ND	1.04	--	ND	5.08	--		5.212
Tetrahydrofuran	ND	2.61	--	ND	7.70	--		5.212
1,2-Dichloroethane	ND	1.04	--	ND	4.21	--		5.212
n-Hexane	ND	1.04	--	ND	3.67	--		5.212
1,1,1-Trichloroethane	43.4	1.04	--	237	5.67	--		5.212
Benzene	ND	1.04	--	ND	3.32	--		5.212
Carbon tetrachloride	ND	1.04	--	ND	6.54	--		5.212
Cyclohexane	ND	1.04	--	ND	3.58	--		5.212
1,2-Dichloropropane	ND	1.04	--	ND	4.81	--		5.212
Bromodichloromethane	ND	1.04	--	ND	6.97	--		5.212
1,4-Dioxane	1.63	1.04	--	5.87	3.75	--		5.212
Trichloroethene	46.6	1.04	--	250	5.59	--		5.212
2,2,4-Trimethylpentane	ND	1.04	--	ND	4.86	--		5.212
Heptane	ND	1.04	--	ND	4.26	--		5.212
cis-1,3-Dichloropropene	ND	1.04	--	ND	4.72	--		5.212
4-Methyl-2-pentanone	ND	2.61	--	ND	10.7	--		5.212
trans-1,3-Dichloropropene	ND	1.04	--	ND	4.72	--		5.212
1,1,2-Trichloroethane	ND	1.04	--	ND	5.67	--		5.212
Toluene	1.27	1.04	--	4.79	3.92	--		5.212
2-Hexanone	ND	1.04	--	ND	4.26	--		5.212
Dibromochloromethane	ND	1.04	--	ND	8.86	--		5.212
1,2-Dibromoethane	ND	1.04	--	ND	7.99	--		5.212
Tetrachloroethene	310	1.04	--	2100	7.05	--		5.212
Chlorobenzene	ND	1.04	--	ND	4.79	--		5.212
Ethylbenzene	ND	1.04	--	ND	4.52	--		5.212

Project Name: 136 FULLER ROAD
Project Number: 2222575.05

Lab Number: L2533452
Report Date: 06/17/25

SAMPLE RESULTS

Lab ID: L2533452-01 D
Client ID: EFFLUENT_MAY25
Sample Location: ALBANY, NY

Date Collected: 05/27/25 12:02
Date Received: 05/27/25
Field Prep: Not Specified

Sample Depth:

Parameter	ppbV Results	ppbV RL	ppbV MDL	ug/m3 Results	ug/m3 RL	ug/m3 MDL	Qualifier	Dilution Factor
Volatile Organics in Air - Mansfield Air Lab								
p/m-Xylene	ND	2.08	--	ND	9.03	--		5.212
Bromoform	ND	1.04	--	ND	10.8	--		5.212
Styrene	ND	1.04	--	ND	4.43	--		5.212
1,1,2,2-Tetrachloroethane	ND	1.04	--	ND	7.14	--		5.212
o-Xylene	ND	1.04	--	ND	4.52	--		5.212
4-Ethyltoluene	ND	1.04	--	ND	5.11	--		5.212
1,3,5-Trimethylbenzene	ND	1.04	--	ND	5.11	--		5.212
1,2,4-Trimethylbenzene	ND	1.04	--	ND	5.11	--		5.212
Benzyl chloride	ND	1.04	--	ND	5.39	--		5.212
1,3-Dichlorobenzene	ND	1.04	--	ND	6.25	--		5.212
1,4-Dichlorobenzene	ND	1.04	--	ND	6.25	--		5.212
1,2-Dichlorobenzene	ND	1.04	--	ND	6.25	--		5.212
1,2,4-Trichlorobenzene	ND	1.04	--	ND	7.72	--		5.212
Naphthalene	ND	0.990	--	ND	5.19	--		5.212
Hexachlorobutadiene	ND	1.04	--	ND	11.1	--		5.212

Internal Standard	% Recovery	Qualifier	Acceptance Criteria
1,4-Difluorobenzene	134		60-140
Bromochloromethane	99		60-140
chlorobenzene-d5	129		60-140

Project Name: 136 FULLER ROAD
Project Number: 2222575.05
Lab Number: L2533452
Report Date: 06/17/25

Method Blank Analysis
Batch Quality Control

Analytical Method: 48,TO-15
Analytical Date: 06/09/25 16:11

Parameter	ppbV Results	ppbV RL	ppbV MDL	ug/m3 Results	ug/m3 RL	ug/m3 MDL	Qualifier	Dilution Factor
Volatile Organics in Air - Mansfield Air Lab for sample(s): 01 Batch: WG2076706-4								
Dichlorodifluoromethane	ND	0.200	--	ND	0.989	--		1
Chloromethane	ND	0.200	--	ND	0.413	--		1
Freon-114	ND	0.200	--	ND	1.40	--		1
Vinyl chloride	ND	0.200	--	ND	0.511	--		1
1,3-Butadiene	ND	0.200	--	ND	0.442	--		1
Bromomethane	ND	0.200	--	ND	0.777	--		1
Chloroethane	ND	0.200	--	ND	0.528	--		1
Ethanol	ND	5.00	--	ND	9.42	--		1
Vinyl bromide	ND	0.200	--	ND	0.874	--		1
Acetone	ND	1.00	--	ND	2.38	--		1
Trichlorofluoromethane	ND	0.200	--	ND	1.12	--		1
Isopropanol	ND	1.00	--	ND	2.46	--		1
1,1-Dichloroethene	ND	0.200	--	ND	0.793	--		1
Tertiary butyl Alcohol	ND	0.500	--	ND	1.52	--		1
Methylene chloride	ND	0.500	--	ND	1.74	--		1
3-Chloropropene	ND	0.200	--	ND	0.626	--		1
Carbon disulfide	ND	0.200	--	ND	0.623	--		1
Freon-113	ND	0.200	--	ND	1.53	--		1
trans-1,2-Dichloroethene	ND	0.200	--	ND	0.793	--		1
1,1-Dichloroethane	ND	0.200	--	ND	0.809	--		1
Methyl tert butyl ether	ND	0.200	--	ND	0.721	--		1
2-Butanone	ND	0.500	--	ND	1.47	--		1
cis-1,2-Dichloroethene	ND	0.200	--	ND	0.793	--		1
Ethyl Acetate	ND	0.500	--	ND	1.80	--		1
Chloroform	ND	0.200	--	ND	0.977	--		1

Project Name: 136 FULLER ROAD
Project Number: 2222575.05
Lab Number: L2533452
Report Date: 06/17/25

Method Blank Analysis
Batch Quality Control

Analytical Method: 48,TO-15
Analytical Date: 06/09/25 16:11

Parameter	ppbV Results	ppbV RL	ppbV MDL	ug/m3 Results	ug/m3 RL	ug/m3 MDL	Qualifier	Dilution Factor
Volatile Organics in Air - Mansfield Air Lab for sample(s): 01 Batch: WG2076706-4								
Tetrahydrofuran	ND	0.500	--	ND	1.47	--		1
1,2-Dichloroethane	ND	0.200	--	ND	0.809	--		1
n-Hexane	ND	0.200	--	ND	0.705	--		1
1,1,1-Trichloroethane	ND	0.200	--	ND	1.09	--		1
Benzene	ND	0.200	--	ND	0.639	--		1
Carbon tetrachloride	ND	0.200	--	ND	1.26	--		1
Cyclohexane	ND	0.200	--	ND	0.688	--		1
1,2-Dichloropropane	ND	0.200	--	ND	0.924	--		1
Bromodichloromethane	ND	0.200	--	ND	1.34	--		1
1,4-Dioxane	ND	0.200	--	ND	0.721	--		1
Trichloroethene	ND	0.200	--	ND	1.07	--		1
2,2,4-Trimethylpentane	ND	0.200	--	ND	0.934	--		1
Heptane	ND	0.200	--	ND	0.820	--		1
cis-1,3-Dichloropropene	ND	0.200	--	ND	0.908	--		1
4-Methyl-2-pentanone	ND	0.500	--	ND	2.05	--		1
trans-1,3-Dichloropropene	ND	0.200	--	ND	0.908	--		1
1,1,2-Trichloroethane	ND	0.200	--	ND	1.09	--		1
Toluene	ND	0.200	--	ND	0.754	--		1
2-Hexanone	ND	0.200	--	ND	0.820	--		1
Dibromochloromethane	ND	0.200	--	ND	1.70	--		1
1,2-Dibromoethane	ND	0.200	--	ND	1.54	--		1
Tetrachloroethene	ND	0.200	--	ND	1.36	--		1
Chlorobenzene	ND	0.200	--	ND	0.921	--		1
Ethylbenzene	ND	0.200	--	ND	0.869	--		1
p/m-Xylene	ND	0.400	--	ND	1.74	--		1

Project Name: 136 FULLER ROAD
Project Number: 2222575.05
Lab Number: L2533452
Report Date: 06/17/25

Method Blank Analysis
Batch Quality Control

Analytical Method: 48,TO-15
Analytical Date: 06/09/25 16:11

Parameter	ppbV Results	ppbV RL	ppbV MDL	ug/m3 Results	ug/m3 RL	ug/m3 MDL	Qualifier	Dilution Factor
Volatile Organics in Air - Mansfield Air Lab for sample(s): 01 Batch: WG2076706-4								
Bromoform	ND	0.200	--	ND	2.07	--		1
Styrene	ND	0.200	--	ND	0.852	--		1
1,1,2,2-Tetrachloroethane	ND	0.200	--	ND	1.37	--		1
o-Xylene	ND	0.200	--	ND	0.869	--		1
4-Ethyltoluene	ND	0.200	--	ND	0.983	--		1
1,3,5-Trimethylbenzene	ND	0.200	--	ND	0.983	--		1
1,2,4-Trimethylbenzene	ND	0.200	--	ND	0.983	--		1
Benzyl chloride	ND	0.200	--	ND	1.04	--		1
1,3-Dichlorobenzene	ND	0.200	--	ND	1.20	--		1
1,4-Dichlorobenzene	ND	0.200	--	ND	1.20	--		1
1,2-Dichlorobenzene	ND	0.200	--	ND	1.20	--		1
1,2,4-Trichlorobenzene	ND	0.200	--	ND	1.48	--		1
Naphthalene	ND	0.190	--	ND	0.996	--		1
Hexachlorobutadiene	ND	0.200	--	ND	2.13	--		1

Lab Control Sample Analysis
Batch Quality Control

Project Name: 136 FULLER ROAD
Project Number: 2222575.05

Lab Number: L2533452
Report Date: 06/17/25

Parameter	LCS %Recovery	Qual	LCSD %Recovery	Qual	%Recovery Limits	RPD	Qual	RPD Limits
Volatile Organics in Air - Mansfield Air Lab Associated sample(s): 01 Batch: WG2076706-3								
Dichlorodifluoromethane	88		-		70-130	-		
Chloromethane	82		-		70-130	-		
Freon-114	97		-		70-130	-		
Vinyl chloride	95		-		70-130	-		
1,3-Butadiene	100		-		70-130	-		
Bromomethane	112		-		70-130	-		
Chloroethane	103		-		70-130	-		
Ethanol	96		-		40-160	-		
Vinyl bromide	97		-		70-130	-		
Acetone	111		-		40-160	-		
Trichlorofluoromethane	100		-		70-130	-		
Isopropanol	84		-		40-160	-		
1,1-Dichloroethene	102		-		70-130	-		
Tertiary butyl Alcohol	77		-		70-130	-		
Methylene chloride	94		-		70-130	-		
3-Chloropropene	85		-		70-130	-		
Carbon disulfide	91		-		70-130	-		
Freon-113	91		-		70-130	-		
trans-1,2-Dichloroethene	86		-		70-130	-		
1,1-Dichloroethane	85		-		70-130	-		
Methyl tert butyl ether	82		-		70-130	-		
2-Butanone	88		-		70-130	-		
cis-1,2-Dichloroethene	92		-		70-130	-		

Lab Control Sample Analysis
Batch Quality Control

Project Name: 136 FULLER ROAD
Project Number: 2222575.05

Lab Number: L2533452
Report Date: 06/17/25

Parameter	LCS %Recovery	Qual	LCSD %Recovery	Qual	%Recovery Limits	RPD	Qual	RPD Limits
Volatile Organics in Air - Mansfield Air Lab	Associated sample(s): 01		Batch: WG2076706-3					
Ethyl Acetate	98		-		70-130	-		
Chloroform	96		-		70-130	-		
Tetrahydrofuran	124		-		70-130	-		
1,2-Dichloroethane	91		-		70-130	-		
n-Hexane	**136**	Q	-		70-130	-		
1,1,1-Trichloroethane	128		-		70-130	-		
Benzene	129		-		70-130	-		
Carbon tetrachloride	111		-		70-130	-		
Cyclohexane	102		-		70-130	-		
1,2-Dichloropropane	109		-		70-130	-		
Bromodichloromethane	117		-		70-130	-		
1,4-Dioxane	108		-		70-130	-		
Trichloroethene	100		-		70-130	-		
2,2,4-Trimethylpentane	109		-		70-130	-		
Heptane	104		-		70-130	-		
cis-1,3-Dichloropropene	115		-		70-130	-		
4-Methyl-2-pentanone	117		-		70-130	-		
trans-1,3-Dichloropropene	122		-		70-130	-		
1,1,2-Trichloroethane	109		-		70-130	-		
Toluene	89		-		70-130	-		
2-Hexanone	95		-		70-130	-		
Dibromochloromethane	97		-		70-130	-		
1,2-Dibromoethane	95		-		70-130	-		

Lab Control Sample Analysis
Batch Quality Control

Project Name: 136 FULLER ROAD
Project Number: 2222575.05

Lab Number: L2533452
Report Date: 06/17/25

Parameter	LCS %Recovery	Qual	LCSD %Recovery	Qual	%Recovery Limits	RPD	Qual	RPD Limits
Volatile Organics in Air - Mansfield Air Lab	Associated sample(s): 01		Batch: WG2076706-3					
Tetrachloroethene	82		-		70-130	-		
Chlorobenzene	89		-		70-130	-		
Ethylbenzene	88		-		70-130	-		
p/m-Xylene	92		-		70-130	-		
Bromoform	96		-		70-130	-		
Styrene	87		-		70-130	-		
1,1,2,2-Tetrachloroethane	102		-		70-130	-		
o-Xylene	92		-		70-130	-		
4-Ethyltoluene	93		-		70-130	-		
1,3,5-Trimethylbenzene	89		-		70-130	-		
1,2,4-Trimethylbenzene	95		-		70-130	-		
Benzyl chloride	77		-		70-130	-		
1,3-Dichlorobenzene	90		-		70-130	-		
1,4-Dichlorobenzene	90		-		70-130	-		
1,2-Dichlorobenzene	88		-		70-130	-		
1,2,4-Trichlorobenzene	79		-		70-130	-		
Naphthalene	75		-		70-130	-		
Hexachlorobutadiene	74		-		70-130	-		

Project Name: 136 FULLER ROAD

Lab Number: L2533452

Project Number: 2222575.05

Report Date: 06/17/25

Canister and Flow Controller Information

Samplenum	Client ID	Media ID	Media Type	Date Prepared	Bottle Order	Cleaning Batch ID	Can Leak Check	Initial Pressure (in. Hg)	Pressure on Receipt	Flow Controler Leak Chk	Flow Out mL/min	Flow In	% RPD
L2533452-01	EFFLUENT_MAY25	4798	1.0L Can	05/19/25	521061	L2528445-01	Pass	-29.2	0.0	-	-	-	-

Project Name: BATCH CANISTER CERTIFICATION
Project Number: CANISTER QC BAT
Lab Number: L2528445
Report Date: 06/17/25

Air Canister Certification Results

Lab ID: L2528445-01
Client ID: CAN 565 SHELF 21
Sample Location:

Date Collected: 05/07/25 15:00
Date Received: 05/08/25
Field Prep: Not Specified

Sample Depth:
Matrix: Air
Anaytical Method: 48,TO-15
Analytical Date: 05/10/25 20:40
Analyst: JFI

	ppbV			ug/m3				
Parameter	**Results**	**RL**	**MDL**	**Results**	**RL**	**MDL**	**Qualifier**	**Dilution Factor**
Volatile Organics in Air - Mansfield Air Lab								
Chlorodifluoromethane	ND	0.200	--	ND	0.707	--		1
Propylene	ND	0.500	--	ND	0.861	--		1
Propane	ND	0.500	--	ND	0.902	--		1
Dichlorodifluoromethane	ND	0.200	--	ND	0.989	--		1
Chloromethane	ND	0.200	--	ND	0.413	--		1
Freon-114	ND	0.200	--	ND	1.40	--		1
Methanol	ND	5.00	--	ND	6.55	--		1
Vinyl chloride	ND	0.200	--	ND	0.511	--		1
1,3-Butadiene	ND	0.200	--	ND	0.442	--		1
Butane	ND	0.200	--	ND	0.475	--		1
Bromomethane	ND	0.200	--	ND	0.777	--		1
Chloroethane	ND	0.200	--	ND	0.528	--		1
Ethanol	ND	5.00	--	ND	9.42	--		1
Dichlorofluoromethane	ND	0.200	--	ND	0.842	--		1
Vinyl bromide	ND	0.200	--	ND	0.874	--		1
Acrolein	ND	0.500	--	ND	1.15	--		1
Acetone	ND	1.00	--	ND	2.38	--		1
Acetonitrile	ND	0.200	--	ND	0.336	--		1
Trichlorofluoromethane	ND	0.200	--	ND	1.12	--		1
Isopropanol	ND	1.00	--	ND	2.46	--		1
Acrylonitrile	ND	0.500	--	ND	1.09	--		1
Pentane	ND	0.200	--	ND	0.590	--		1
Ethyl ether	ND	0.200	--	ND	0.606	--		1
1,1-Dichloroethene	ND	0.200	--	ND	0.793	--		1

Project Name: BATCH CANISTER CERTIFICATION
Project Number: CANISTER QC BAT
Lab Number: L2528445
Report Date: 06/17/25

Air Canister Certification Results

Lab ID: L2528445-01
Client ID: CAN 565 SHELF 21
Sample Location:

Date Collected: 05/07/25 15:00
Date Received: 05/08/25
Field Prep: Not Specified

Sample Depth:

Parameter	ppbV Results	ppbV RL	ppbV MDL	ug/m3 Results	ug/m3 RL	ug/m3 MDL	Qualifier	Dilution Factor
Volatile Organics in Air - Mansfield Air Lab								
Tertiary butyl Alcohol	ND	0.500	--	ND	1.52	--		1
Methylene chloride	ND	0.500	--	ND	1.74	--		1
3-Chloropropene	ND	0.200	--	ND	0.626	--		1
Carbon disulfide	ND	0.200	--	ND	0.623	--		1
Freon-113	ND	0.200	--	ND	1.53	--		1
trans-1,2-Dichloroethene	ND	0.200	--	ND	0.793	--		1
1,1-Dichloroethane	ND	0.200	--	ND	0.809	--		1
Methyl tert butyl ether	ND	0.200	--	ND	0.721	--		1
Vinyl acetate	ND	1.00	--	ND	3.52	--		1
2-Butanone	ND	0.500	--	ND	1.47	--		1
Xylenes, total	ND	0.600	--	ND	0.869	--		1
cis-1,2-Dichloroethene	ND	0.200	--	ND	0.793	--		1
Ethyl Acetate	ND	0.500	--	ND	1.80	--		1
Chloroform	ND	0.200	--	ND	0.977	--		1
Tetrahydrofuran	ND	0.500	--	ND	1.47	--		1
2,2-Dichloropropane	ND	0.200	--	ND	0.924	--		1
1,2-Dichloroethane	ND	0.200	--	ND	0.809	--		1
n-Hexane	ND	0.200	--	ND	0.705	--		1
Diisopropyl ether	ND	0.200	--	ND	0.836	--		1
tert-Butyl Ethyl Ether	ND	0.200	--	ND	0.836	--		1
1,2-Dichloroethene (total)	ND	1.00	--	ND	1.00	--		1
1,1,1-Trichloroethane	ND	0.200	--	ND	1.09	--		1
1,1-Dichloropropene	ND	0.200	--	ND	0.908	--		1
Benzene	ND	0.200	--	ND	0.639	--		1
Carbon tetrachloride	ND	0.200	--	ND	1.26	--		1
Cyclohexane	ND	0.200	--	ND	0.688	--		1
tert-Amyl Methyl Ether	ND	0.200	--	ND	0.836	--		1

Project Name: BATCH CANISTER CERTIFICATION
Project Number: CANISTER QC BAT
Lab Number: L2528445
Report Date: 06/17/25

Air Canister Certification Results

Lab ID: L2528445-01
Client ID: CAN 565 SHELF 21
Sample Location:

Date Collected: 05/07/25 15:00
Date Received: 05/08/25
Field Prep: Not Specified

Sample Depth:

Parameter	ppbV Results	ppbV RL	ppbV MDL	ug/m3 Results	ug/m3 RL	ug/m3 MDL	Qualifier	Dilution Factor
Volatile Organics in Air - Mansfield Air Lab								
Dibromomethane	ND	0.200	--	ND	1.42	--		1
1,2-Dichloropropane	ND	0.200	--	ND	0.924	--		1
Bromodichloromethane	ND	0.200	--	ND	1.34	--		1
1,4-Dioxane	ND	0.200	--	ND	0.721	--		1
Trichloroethene	ND	0.200	--	ND	1.07	--		1
2,2,4-Trimethylpentane	ND	0.200	--	ND	0.934	--		1
Methyl Methacrylate	ND	0.500	--	ND	2.05	--		1
Heptane	ND	0.200	--	ND	0.820	--		1
cis-1,3-Dichloropropene	ND	0.200	--	ND	0.908	--		1
4-Methyl-2-pentanone	ND	0.500	--	ND	2.05	--		1
trans-1,3-Dichloropropene	ND	0.200	--	ND	0.908	--		1
1,1,2-Trichloroethane	ND	0.200	--	ND	1.09	--		1
Toluene	ND	0.200	--	ND	0.754	--		1
1,3-Dichloropropane	ND	0.200	--	ND	0.924	--		1
2-Hexanone	ND	0.200	--	ND	0.820	--		1
Dibromochloromethane	ND	0.200	--	ND	1.70	--		1
1,2-Dibromoethane	ND	0.200	--	ND	1.54	--		1
Butyl acetate	ND	0.500	--	ND	2.38	--		1
Octane	ND	0.200	--	ND	0.934	--		1
Tetrachloroethene	ND	0.200	--	ND	1.36	--		1
1,1,1,2-Tetrachloroethane	ND	0.200	--	ND	1.37	--		1
Chlorobenzene	ND	0.200	--	ND	0.921	--		1
Ethylbenzene	ND	0.200	--	ND	0.869	--		1
p/m-Xylene	ND	0.400	--	ND	1.74	--		1
Bromoform	ND	0.200	--	ND	2.07	--		1
Styrene	ND	0.200	--	ND	0.852	--		1
1,1,2,2-Tetrachloroethane	ND	0.200	--	ND	1.37	--		1

Project Name: BATCH CANISTER CERTIFICATION
Project Number: CANISTER QC BAT
Lab Number: L2528445
Report Date: 06/17/25

Air Canister Certification Results

Lab ID: L2528445-01
Client ID: CAN 565 SHELF 21
Sample Location:

Date Collected: 05/07/25 15:00
Date Received: 05/08/25
Field Prep: Not Specified

Sample Depth:

Parameter	ppbV Results	ppbV RL	ppbV MDL	ug/m3 Results	ug/m3 RL	ug/m3 MDL	Qualifier	Dilution Factor
Volatile Organics in Air - Mansfield Air Lab								
o-Xylene	ND	0.200	--	ND	0.869	--		1
1,2,3-Trichloropropane	ND	0.200	--	ND	1.21	--		1
Nonane	ND	0.200	--	ND	1.05	--		1
Isopropylbenzene	ND	0.200	--	ND	0.983	--		1
Bromobenzene	ND	0.200	--	ND	0.793	--		1
2-Chlorotoluene	ND	0.200	--	ND	1.04	--		1
n-Propylbenzene	ND	0.200	--	ND	0.983	--		1
4-Chlorotoluene	ND	0.200	--	ND	1.04	--		1
4-Ethyltoluene	ND	0.200	--	ND	0.983	--		1
1,3,5-Trimethylbenzene	ND	0.200	--	ND	0.983	--		1
tert-Butylbenzene	ND	0.200	--	ND	1.10	--		1
1,2,4-Trimethylbenzene	ND	0.200	--	ND	0.983	--		1
Decane	ND	0.200	--	ND	1.16	--		1
Benzyl chloride	ND	0.200	--	ND	1.04	--		1
1,3-Dichlorobenzene	ND	0.200	--	ND	1.20	--		1
1,4-Dichlorobenzene	ND	0.200	--	ND	1.20	--		1
sec-Butylbenzene	ND	0.200	--	ND	1.10	--		1
p-Isopropyltoluene	ND	0.200	--	ND	1.10	--		1
1,2-Dichlorobenzene	ND	0.200	--	ND	1.20	--		1
n-Butylbenzene	ND	0.200	--	ND	1.10	--		1
1,2-Dibromo-3-chloropropane	ND	0.200	--	ND	1.93	--		1
Undecane	ND	0.200	--	ND	1.28	--		1
Dodecane	ND	0.200	--	ND	1.39	--		1
1,2,4-Trichlorobenzene	ND	0.200	--	ND	1.48	--		1
Naphthalene	ND	0.200	--	ND	0.996	--		1
1,2,3-Trichlorobenzene	ND	0.200	--	ND	1.48	--		1
Hexachlorobutadiene	ND	0.200	--	ND	2.13	--		1

Project Name: BATCH CANISTER CERTIFICATION
Project Number: CANISTER QC BAT

Lab Number: L2528445
Report Date: 06/17/25

Air Canister Certification Results

Lab ID: L2528445-01
Client ID: CAN 565 SHELF 21
Sample Location:

Date Collected: 05/07/25 15:00
Date Received: 05/08/25
Field Prep: Not Specified

Sample Depth:

Parameter	ppbV Results	ppbV RL	ppbV MDL	ug/m3 Results	ug/m3 RL	ug/m3 MDL	Qualifier	Dilution Factor
Volatile Organics in Air - Mansfield Air Lab								

	Results	Qualifier	Units	RDL	Dilution Factor
Tentatively Identified Compounds					
Cyclotrisiloxane, Hexamethyl-	1.0	NJ	ppbV		1

Internal Standard	% Recovery	Qualifier	Acceptance Criteria
1,4-Difluorobenzene	103		60-140
Bromochloromethane	94		60-140
chlorobenzene-d5	102		60-140

Project Name: BATCH CANISTER CERTIFICATION
Project Number: CANISTER QC BAT
Lab Number: L2528445
Report Date: 06/17/25

Air Canister Certification Results

Lab ID: L2528445-01
Client ID: CAN 565 SHELF 21
Sample Location:

Date Collected: 05/07/25 15:00
Date Received: 05/08/25
Field Prep: Not Specified

Sample Depth:
Matrix: Air
Anaytical Method: 48,TO-15-SIM
Analytical Date: 05/10/25 20:40
Analyst: JFI

	ppbV			ug/m3				
Parameter	**Results**	**RL**	**MDL**	**Results**	**RL**	**MDL**	**Qualifier**	**Dilution Factor**
Volatile Organics in Air by SIM - Mansfield Air Lab								
Dichlorodifluoromethane	ND	0.200	--	ND	0.989	--		1
Chloromethane	ND	0.200	--	ND	0.413	--		1
Freon-114	ND	0.050	--	ND	0.349	--		1
Vinyl chloride	ND	0.020	--	ND	0.051	--		1
1,3-Butadiene	ND	0.020	--	ND	0.044	--		1
Bromomethane	ND	0.020	--	ND	0.078	--		1
Chloroethane	ND	0.100	--	ND	0.264	--		1
Acrolein	ND	0.050	--	ND	0.115	--		1
Acetone	ND	1.00	--	ND	2.38	--		1
Trichlorofluoromethane	ND	0.050	--	ND	0.281	--		1
Acrylonitrile	ND	0.500	--	ND	1.09	--		1
1,1-Dichloroethene	ND	0.020	--	ND	0.079	--		1
Methylene chloride	ND	0.500	--	ND	1.74	--		1
Freon-113	ND	0.050	--	ND	0.383	--		1
trans-1,2-Dichloroethene	ND	0.020	--	ND	0.079	--		1
1,1-Dichloroethane	ND	0.020	--	ND	0.081	--		1
Methyl tert butyl ether	ND	0.200	--	ND	0.721	--		1
2-Butanone	ND	0.500	--	ND	1.47	--		1
cis-1,2-Dichloroethene	ND	0.020	--	ND	0.079	--		1
Chloroform	0.025	0.020	--	0.122	0.098	--		1
1,2-Dichloroethane	ND	0.020	--	ND	0.081	--		1
1,1,1-Trichloroethane	ND	0.020	--	ND	0.109	--		1
Benzene	ND	0.100	--	ND	0.319	--		1
Carbon tetrachloride	ND	0.020	--	ND	0.126	--		1

Project Name: BATCH CANISTER CERTIFICATION
Project Number: CANISTER QC BAT

Lab Number: L2528445
Report Date: 06/17/25

Air Canister Certification Results

Lab ID: L2528445-01
Client ID: CAN 565 SHELF 21
Sample Location:

Date Collected: 05/07/25 15:00
Date Received: 05/08/25
Field Prep: Not Specified

Sample Depth:

Parameter	ppbV Results	ppbV RL	ppbV MDL	ug/m3 Results	ug/m3 RL	ug/m3 MDL	Qualifier	Dilution Factor
Volatile Organics in Air by SIM - Mansfield Air Lab								
1,2-Dichloropropane	ND	0.020	--	ND	0.092	--		1
Bromodichloromethane	ND	0.020	--	ND	0.134	--		1
1,4-Dioxane	ND	0.100	--	ND	0.360	--		1
Trichloroethene	ND	0.020	--	ND	0.107	--		1
cis-1,3-Dichloropropene	ND	0.020	--	ND	0.091	--		1
4-Methyl-2-pentanone	ND	0.500	--	ND	2.05	--		1
trans-1,3-Dichloropropene	ND	0.020	--	ND	0.091	--		1
1,1,2-Trichloroethane	ND	0.020	--	ND	0.109	--		1
Toluene	ND	0.100	--	ND	0.377	--		1
Dibromochloromethane	ND	0.020	--	ND	0.170	--		1
1,2-Dibromoethane	ND	0.020	--	ND	0.154	--		1
Tetrachloroethene	ND	0.020	--	ND	0.136	--		1
1,1,1,2-Tetrachloroethane	ND	0.020	--	ND	0.137	--		1
Chlorobenzene	ND	0.100	--	ND	0.461	--		1
Ethylbenzene	ND	0.020	--	ND	0.087	--		1
p/m-Xylene	ND	0.040	--	ND	0.174	--		1
Bromoform	ND	0.020	--	ND	0.207	--		1
Styrene	ND	0.020	--	ND	0.085	--		1
1,1,2,2-Tetrachloroethane	ND	0.020	--	ND	0.137	--		1
o-Xylene	ND	0.020	--	ND	0.087	--		1
Isopropylbenzene	ND	0.200	--	ND	0.983	--		1
4-Ethyltoluene	ND	0.020	--	ND	0.098	--		1
1,3,5-Trimethybenzene	ND	0.020	--	ND	0.098	--		1
1,2,4-Trimethylbenzene	ND	0.020	--	ND	0.098	--		1
Benzyl chloride	ND	0.100	--	ND	0.518	--		1
1,3-Dichlorobenzene	ND	0.020	--	ND	0.120	--		1
1,4-Dichlorobenzene	ND	0.020	--	ND	0.120	--		1

Project Name: BATCH CANISTER CERTIFICATION
Project Number: CANISTER QC BAT
Lab Number: L2528445
Report Date: 06/17/25

Air Canister Certification Results

Lab ID: L2528445-01
Client ID: CAN 565 SHELF 21
Sample Location:

Date Collected: 05/07/25 15:00
Date Received: 05/08/25
Field Prep: Not Specified

Sample Depth:

Parameter	ppbV Results	ppbV RL	ppbV MDL	ug/m3 Results	ug/m3 RL	ug/m3 MDL	Qualifier	Dilution Factor
Volatile Organics in Air by SIM - Mansfield Air Lab								
sec-Butylbenzene	ND	0.200	--	ND	1.10	--		1
p-Isopropyltoluene	ND	0.200	--	ND	1.10	--		1
1,2-Dichlorobenzene	ND	0.020	--	ND	0.120	--		1
n-Butylbenzene	ND	0.200	--	ND	1.10	--		1
1,2,4-Trichlorobenzene	ND	0.050	--	ND	0.371	--		1
Naphthalene	ND	0.050	--	ND	0.262	--		1
1,2,3-Trichlorobenzene	ND	0.050	--	ND	0.371	--		1
Hexachlorobutadiene	ND	0.050	--	ND	0.533	--		1

Internal Standard	% Recovery	Qualifier	Acceptance Criteria
1,4-difluorobenzene	97		60-140
bromochloromethane	93		60-140
chlorobenzene-d5	99		60-140

Project Name: 136 FULLER ROAD
Project Number: 2222575.05

Lab Number: L2533452
Report Date: 06/17/25

Sample Receipt and Container Information

Were project specific reporting limits specified? YES

Cooler Information

Cooler	Custody Seal
NA	Absent

Container Information

Container ID	Container Type	Cooler	Initial pH	Final pH	Temp deg C	Pres	Seal	Frozen Date/Time	Analysis(*)
L2533452-01A	Canister - 1L (Batch Certified)	NA	NA			Y	Absent		TO15-LL(30)

*Values in parentheses indicate holding time in days

Project Name:	136 FULLER ROAD	**Lab Number:**	L2533452
Project Number:	2222575.05	**Report Date:**	06/17/25

GLOSSARY

Acronyms

DL	- Detection Limit: This value represents the level to which target analyte concentrations are reported as estimated values, when those target analyte concentrations are quantified below the limit of quantitation (LOQ). The DL includes any adjustments from dilutions, concentrations or moisture content, where applicable. (DoD report formats only.)
EDL	- Estimated Detection Limit: This value represents the level to which target analyte concentrations are reported as estimated values, when those target analyte concentrations are quantified below the reporting limit (RL). The EDL includes any adjustments from dilutions, concentrations or moisture content, where applicable. The use of EDLs is specific to the analysis of PAHs using Solid-Phase Microextraction (SPME).
EMPC	- Estimated Maximum Possible Concentration: The concentration that results from the signal present at the retention time of an analyte when the ions meet all of the identification criteria except the ion abundance ratio criteria. An EMPC is a worst-case estimate of the concentration.
EPA	- Environmental Protection Agency.
LCS	- Laboratory Control Sample: A sample matrix, free from the analytes of interest, spiked with verified known amounts of analytes or a material containing known and verified amounts of analytes.
LCSD	- Laboratory Control Sample Duplicate: Refer to LCS.
LFB	- Laboratory Fortified Blank: A sample matrix, free from the analytes of interest, spiked with verified known amounts of analytes or a material containing known and verified amounts of analytes.
LOD	- Limit of Detection: This value represents the level to which a target analyte can reliably be detected for a specific analyte in a specific matrix by a specific method. The LOD includes any adjustments from dilutions, concentrations or moisture content, where applicable. (DoD report formats only.)
LOQ	- Limit of Quantitation: The value at which an instrument can accurately measure an analyte at a specific concentration. The LOQ includes any adjustments from dilutions, concentrations or moisture content, where applicable. (DoD report formats only.) Limit of Quantitation: The value at which an instrument can accurately measure an analyte at a specific concentration. The LOQ includes any adjustments from dilutions, concentrations or moisture content, where applicable. (DoD report formats only.)
MDL	- Method Detection Limit: This value represents the level to which target analyte concentrations are reported as estimated values, when those target analyte concentrations are quantified below the reporting limit (RL). The MDL includes any adjustments from dilutions, concentrations or moisture content, where applicable.
MS	- Matrix Spike Sample: A sample prepared by adding a known mass of target analyte to a specified amount of matrix sample for which an independent estimate of target analyte concentration is available. For Method 332.0, the spike recovery is calculated using the native concentration, including estimated values.
MSD	- Matrix Spike Sample Duplicate: Refer to MS.
NA	- Not Applicable.
NC	- Not Calculated: Term is utilized when one or more of the results utilized in the calculation are non-detect at the parameter's reporting unit.
NDPA/DPA	- N-Nitrosodiphenylamine/Diphenylamine.
NI	- Not Ignitable.
NP	- Non-Plastic: Term is utilized for the analysis of Atterberg Limits in soil.
NR	- No Results: Term is utilized when 'No Target Compounds Requested' is reported for the analysis of Volatile or Semivolatile Organic TIC only requests.
RL	- Reporting Limit: The value at which an instrument can accurately measure an analyte at a specific concentration. The RL includes any adjustments from dilutions, concentrations or moisture content, where applicable.
RPD	- Relative Percent Difference: The results from matrix and/or matrix spike duplicates are primarily designed to assess the precision of analytical results in a given matrix and are expressed as relative percent difference (RPD). Values which are less than five times the reporting limit for any individual parameter are evaluated by utilizing the absolute difference between the values; although the RPD value will be provided in the report.
SRM	- Standard Reference Material: A reference sample of a known or certified value that is of the same or similar matrix as the associated field samples.
STLP	- Semi-dynamic Tank Leaching Procedure per EPA Method 1315.
TEF	- Toxic Equivalency Factors: The values assigned to each dioxin and furan to evaluate their toxicity relative to 2,3,7,8-TCDD.
TEQ	- Toxic Equivalent: The measure of a sample's toxicity derived by multiplying each dioxin and furan by its corresponding TEF and then summing the resulting values.
TIC	- Tentatively Identified Compound: A compound that has been identified to be present and is not part of the target compound list (TCL) for the method and/or program. All TICs are qualitatively identified and reported as estimated concentrations.

Report Format: Data Usability Report

Project Name:	136 FULLER ROAD	**Lab Number:**	L2533452
Project Number:	2222575.05	**Report Date:**	06/17/25

Footnotes

1 - The reference for this analyte should be considered modified since this analyte is absent from the target analyte list of the original method.

Terms

Analytical Method: Both the document from which the method originates and the analytical reference method. (Example: EPA 8260B is shown as 1,8260B.) The codes for the reference method documents are provided in the References section of the Addendum.

Chlordane: The target compound Chlordane (CAS No. 57-74-9) is reported for GC ECD analyses. Per EPA,this compound "refers to a mixture of chlordane isomers, other chlorinated hydrocarbons and numerous other components." (Reference: USEPA Toxicological Review of Chlordane, In Support of Summary Information on the Integrated Risk Information System (IRIS), December 1997.)

Difference: With respect to Total Oxidizable Precursor (TOP) Assay analysis, the difference is defined as the Post-Treatment value minus the Pre-Treatment value.

Final pH: As it pertains to Sample Receipt & Container Information section of the report, Final pH reflects pH of container determined after adjustment at the laboratory, if applicable. If no adjustment required, value reflects Initial pH.

Frozen Date/Time: With respect to Volatile Organics in soil, Frozen Date/Time reflects the date/time at which associated Reagent Water-preserved vials were initially frozen. Note: If frozen date/time is beyond 48 hours from sample collection, value will be reflected in 'bold'.

Gasoline Range Organics (GRO): Gasoline Range Organics (GRO) results include all chromatographic peaks eluting from Methyl tert butyl ether through Naphthalene, with the exception of GRO analysis in support of State of Ohio programs, which includes all chromatographic peaks eluting from Hexane through Dodecane.

Initial pH: As it pertains to Sample Receipt & Container Information section of the report, Initial pH reflects pH of container determined upon receipt, if applicable.

PAH Total: With respect to Alkylated PAH analyses, the 'PAHs, Total' result is defined as the summation of results for all or a subset of the following compounds: Naphthalene, C1-C4 Naphthalenes, 2-Methylnaphthalene, 1-Methylnaphthalene, Biphenyl, Acenaphthylene, Acenaphthene, Fluorene, C1-C3 Fluorenes, Phenanthrene, C1-C4 Phenanthrenes/Anthracenes, Anthracene, Fluoranthene, Pyrene, C1-C4 Fluoranthenes/Pyrenes, Benz(a)anthracene, Chrysene, C1-C4 Chrysenes, Benzo(b)fluoranthene, Benzo(j)+(k)fluoranthene, Benzo(e)pyrene, Benzo(a)pyrene, Perylene, Indeno(1,2,3-cd)pyrene, Dibenz(ah)+(ac)anthracene, Benzo(g,h,i)perylene. If a 'Total' result is requested, the results of its individual components will also be reported.

PFAS Total: With respect to PFAS analyses, the 'PFAS, Total (5)' result is defined as the summation of results for: PFHpA, PFHxS, PFOA, PFNA and PFOS. In addition, the 'PFAS, Total (6)' result is defined as the summation of results for: PFHpA, PFHxS, PFOA, PFNA, PFDA and PFOS. For MassDEP DW compliance analysis only, the 'PFAS, Total (6)' result is defined as the summation of results at or above the RL. Note: If a 'Total' result is requested, the results of its individual components will also be reported.

Total: With respect to Organic analyses, a 'Total' result is defined as the summation of results for individual isomers or Aroclors. If a 'Total' result is requested, the results of its individual components will also be reported. This is applicable to 'Total' results for methods 8260, 8081 and 8082.

Data Qualifiers

A - Spectra identified as "Aldol Condensates" are byproducts of the extraction/concentration procedures when acetone is introduced in the process.

B - The analyte was detected above the reporting limit in the associated method blank. Flag only applies to associated field samples that have detectable concentrations of the analyte at less than ten times (10x) the concentration found in the blank. For MCP-related projects, flag only applies to associated field samples that have detectable concentrations of the analyte at less than ten times (10x) the concentration found in the blank. For DOD-related projects, flag only applies to associated field samples that have detectable concentrations of the analyte at less than ten times (10x) the concentration found in the blank AND the analyte was detected above one-half the reporting limit (or above the reporting limit for common lab contaminants) in the associated method blank. For NJ-Air-related projects, flag only applies to associated field samples that have detectable concentrations of the analyte above the reporting limit. For NJ-related projects (excluding Air), flag only applies to associated field samples that have detectable concentrations of the analyte, which was detected above the reporting limit in the associated method blank or above five times the reporting limit for common lab contaminants (Phthalates, Acetone, Methylene Chloride, 2-Butanone).

C - Co-elution: The target analyte co-elutes with a known lab standard (i.e. surrogate, internal standards, etc.) for co-extracted analyses.

D - Concentration of analyte was quantified from diluted analysis. Flag only applies to field samples that have detectable concentrations of the analyte.

E - Concentration of analyte exceeds the range of the calibration curve and/or linear range of the instrument.

F - The ratio of quantifier ion response to qualifier ion response falls outside of the laboratory criteria. Results are considered to be an estimated maximum concentration.

G - The concentration may be biased high due to matrix interferences (i.e, co-elution) with non-target compound(s). The result should be considered estimated.

H - The analysis of pH was performed beyond the regulatory-required holding time of 15 minutes from the time of sample collection.

I - The lower value for the two columns has been reported due to obvious interference.

J - Estimated value. This represents an estimated concentration for Tentatively Identified Compounds (TICs).

M - Reporting Limit (RL) exceeds the MCP CAM Reporting Limit for this analyte.

Report Format: Data Usability Report

Project Name:	136 FULLER ROAD	**Lab Number:**	L2533452
Project Number:	2222575.05	**Report Date:**	06/17/25

Data Qualifiers

ND - Not detected at the reporting limit (RL) for the sample.

NJ - Presumptive evidence of compound. This represents an estimated concentration for Tentatively Identified Compounds (TICs), where the identification is based on a mass spectral library search.

P - The RPD between the results for the two columns exceeds the method-specified criteria.

Q - The quality control sample exceeds the associated acceptance criteria. For DOD-related projects, LCS and/or Continuing Calibration Standard exceedences are also qualified on all associated sample results. Note: This flag is not applicable for matrix spike recoveries when the sample concentration is greater than 4x the spike added or for batch duplicate RPD when the sample concentrations are less than 5x the RL. (Metals only.)

R - Analytical results are from sample re-analysis.

RE - Analytical results are from sample re-extraction.

S - Analytical results are from modified screening analysis.

V - The surrogate associated with this target analyte has a recovery outside the QC acceptance limits. (Applicable to MassDEP DW Compliance samples only.)

Z - The batch matrix spike and/or duplicate associated with this target analyte has a recovery/RPD outside the QC acceptance limits. (Applicable to MassDEP DW Compliance samples only.)

Report Format: Data Usability Report

Project Name: 136 FULLER ROAD
Project Number: 2222575.05
Lab Number: L2533452
Report Date: 06/17/25

REFERENCES

48 Compendium of Methods for the Determination of Toxic Organic Compounds in Ambient Air. Second Edition. EPA/625/R-96/010b, January 1999.

LIMITATION OF LIABILITIES

Pace Analytical Services performs services with reasonable care and diligence normal to the analytical testing laboratory industry. In the event of an error, the sole and exclusive responsibility of Pace Analytical Services shall be to re-perform the work at it's own expense. In no event shall Pace Analytical Services be held liable for any incidental, consequential or special damages, including but not limited to, damages in any way connected with the use of, interpretation of, information or analysis provided by Pace Analytical Services.

We strongly urge our clients to comply with EPA protocol regarding sample volume, preservation, cooling, containers, sampling procedures, holding time and splitting of samples in the field.

Certification Information

The following analytes are not included in our Primary NELAP Scope of Accreditation:

Westborough Facility – 8 Walkup Dr. Westborough, MA 01581
EPA 624.1: m/p-xylene, o-xylene, Naphthalene
EPA 625.1: alpha-Terpineol
EPA 8260D: NPW: 1,2,4,5-Tetramethylbenzene; 4-Ethyltoluene; SCM: Iodomethane (methyl iodide), 1,2,4,5-Tetramethylbenzene; 4-Ethyltoluene.
EPA 8270E: NPW: Dimethylnaphthalene,1,4-Diphenylhydrazine, alpha-Terpineol, Azobenzene; SCM: Dimethylnaphthalene,1,4-Diphenylhydrazine.
SM4500: NPW: Amenable Cyanide; SCM: Total Phosphorus, TKN, NO2, NO3.

Mansfield Facility – 320 Forbes Blvd. Mansfield, MA 02048
SM 2540D: TSS.
EPA TO-15: Halothane, 2,4,4-Trimethyl-2-pentene, 2,4,4-Trimethyl-1-pentene, Thiophene, 2-Methylthiophene, 3-Methylthiophene, 2-Ethylthiophene, 1,2,3-Trimethylbenzene, Indan, Indene, 1,2,4,5-Tetramethylbenzene, Benzothiophene, 1-Methylnaphthalene.
MADEP-APH.
Nonpotable Water: EPA RSK-175 Dissolved Gases
Biological Tissue Matrix: EPA 3050B

Mansfield Facility – 120 Forbes Blvd. Mansfield, MA 02048
EPA TO-15: Halothane, 2,4,4-Trimethyl-2-pentene, 2,4,4-Trimethyl-1-pentene, Thiophene, 2-Methylthiophene, 3-Methylthiophene, 2-Ethylthiophene, 1,2,3-Trimethylbenzene, Indan, Indene, 1,2,4,5-Tetramethylbenzene, Benzothiophene, 1-Methylnaphthalene.
Nonpotable Water: EPA RSK-175 Dissolved Gases

The following test method is not included in our New Jersey Secondary NELAP Scope of Accreditation:

Mansfield Facility – 320 Forbes Blvd. Mansfield, MA 02048
Determination of Selected Perfluorinated Alkyl Substances by Solid Phase Extraction and Liquid Chromatography/Tandem Mass Spectrometry Isotope Dilution (via Alpha SOP 23528)

The following analytes are included in our Massachusetts DEP Scope of Accreditation

Westborough Facility – 8 Walkup Dr. Westborough, MA 01581

Drinking Water
EPA 300.0: Chloride, Nitrate-N, Fluoride, Sulfate; **EPA 353.2**: Nitrate-N, Nitrite-N; **SM4500NO3-F**: Nitrate-N, Nitrite-N; **SM4500F-C, SM4500CN-CE, EPA 180.1, SM2130B, SM4500Cl-D, SM2320B, SM2540C, SM4500H-B, SM4500NO2-B**
EPA 524.2: THMs and VOCs; **EPA 504.1:** EDB, DBCP.
Microbiology: **SM9215B; SM9223-P/A, SM9223B-Colilert-QT,SM9222D**.

Non-Potable Water
SM4500H,B, EPA 120.1, SM2510B, SM2540C, SM2320B, SM4500CL-E, SM4500F-BC, SM4500NH3-BH: Ammonia-N and Kjeldahl-N, **EPA 350.1**: Ammonia-N, **LACHAT 10-107-06-1-B**: Ammonia-N, **EPA 351.1, SM4500NO3-F, EPA 353.2**: Nitrate-N**, SM4500P-E, SM4500P-B, E, SM4500SO4-E, SM5220D, EPA 410.4, SM5210B, SM5310C, SM4500CL-D, EPA 1664, EPA 420.1, SM4500-CN-CE, SM2540D, EPA 300: Chloride, Sulfate, Nitrate.**
EPA 624.1: Volatile Halocarbons & Aromatics,
EPA 608.3: Chlordane, Toxaphene, Aldrin, alpha-BHC, beta-BHC, gamma-BHC, delta-BHC, Dieldrin, DDD, DDE, DDT, Endosulfan I, Endosulfan II, Endosulfan sulfate, Endrin, Endrin Aldehyde, Heptachlor, Heptachlor Epoxide, PCBs
EPA 625.1: SVOC (Acid/Base/Neutral Extractables).
Microbiology: **SM9223B-Colilert-QT; Enterolert-QT, EPA 1600, EPA 1603, SM9222D.**

Mansfield Facility – 320 Forbes Blvd. Mansfield, MA 02048

Drinking Water
EPA 200.7: Al, Ba, Cd, Cr, Cu, Fe, Mn, Ni, Na, Ag, Ca, Zn. **EPA 200.8:** Al, Sb, As, Ba, Be, Cd, Cr, Cu, Pb, Mn, Ni, Se, Ag, TL, Zn. **EPA 245.1** Hg.
EPA 522, EPA 537.1.

Non-Potable Water
EPA 200.7: Al, Sb, As, Be, Cd, Ca, Cr, Co, Cu, Fe, Pb, Mg, Mn, Mo, Ni, K, Se, Ag, Na, Sr, TL, Ti, V, Zn.
EPA 200.8: Al, Sb**,** As, Be, Cd, Cr, Cu, Fe, Pb, Mn, Ni, K, Se, Ag, Na, TL, Zn.
EPA 245.1 Hg.
SM2340B

Certification IDs:

Westborough Facility – 8 Walkup Dr. Westborough, MA 01581
CT PH-0826, IL 200077, IN C-MA-03, KY JY98045, ME MA00086, MD 348, MA M-MA086, NH 2064, NJ MA935, NY 11148, NC (DW) 25700, NC (NPW/SCM) 666, OR MA-1316, PA 68-03671, RI LAO00065, TX T104704476, VT VT-0935, VA 460195

Mansfield Facility – 320 Forbes Blvd. Mansfield, MA 02048
CT PH-0825, ANAB/DoD L2474, IL 200081, IN C-MA-04, KY KY98046, LA 3090, ME MA00030, MI 9110, MN 025-999-495, NH 2062, NJ MA015, NY 11627, NC (NPW/SCM) 685, OR MA-0262, PA 68-02089, RI LAO00299, TX T-104704419, VT VT-0015, VA 460194, WA C954

Mansfield Facility – 120 Forbes Blvd. Mansfield, MA 02048
ANAB/DoD L2474, ME MA01156, MN 025-999-498, NH 2249, NJ MA025, NY 12191, OR 4203, TX T104704583, VA 460311, WA C1104.

For a complete listing of analytes and methods, please contact your Project Manager.

AIR ANALYSIS

PAGE 1 OF 1

ALPHA ANALYTICAL — CHAIN OF CUSTODY

320 Forbes Blvd, Mansfield, MA 02048
TEL: 508-822-9300 FAX: 508-822-3288

Date Rec'd in Lab: 5/28/25

ALPHA Job #: L2533452

Client Information

Client: LaBella Associates
Address: 4 British American Blvd
Latham, NY 12110
Phone: 720-626-6362
Fax:
Email: bfields@labellapc.com
☐ These samples have been previously analyzed by Alpha

Project Information

Project Name: 136 Fuller Rd
Project Location: Albany, NY
Project #: 2222575.05
Project Manager: Branson Fields
ALPHA Quote #:

Turn-Around Time

☒ Standard ☐ RUSH (only confirmed if pre-approved)
Date Due: Time:

Report Information - Data Deliverables

☐ FAX
☐ ADEx
Criteria Checker:
(Default based on Regulatory Criteria indicated)
Other Formats:
☒ EMAIL (standard pdf report)
☐ Additional Deliverables
Report to: (if different than Project Manager)

Billing Information

☒ Same as Client info PO #: 2222575.05
Invoice to: APPK@labellapc.com

Regulatory Requirements/Report Limits

State/Fed	Program	Res / Comm

Other Project Specific Requirements/Comments:

Project-Specific Target Compound List: ☐

ANALYSIS

All Columns Below Must Be Filled Out

ALPHA Lab ID (Lab Use Only)	Sample ID	COLLECTION End Date	Start Time	End Time	Initial Vacuum	Final Vacuum	Sample Matrix*	Sampler's Initials	Can Size	ID Can	ID - Flow Controller	TO-15	TO-15 SIM	APH ☐	Fixed Gases	Sulfides & Mercaptans by TO-15	Sample Comments (i.e. PID)
33452-01	Effluent_MAY25	5/27/25	1201	1202	-30	0.0	SV	BF	1L	1748	0071	X					PID = 17.9 ppm

*SAMPLE MATRIX CODES
AA = Ambient Air (Indoor/Outdoor)
SV = Soil Vapor/Landfill Gas/SVE
Other = Please Specify

Container Type: CS

Please print clearly, legibly and completely. Samples can not be logged in and turnaround time clock will not start until any ambiguities are resolved. All samples submitted are subject to Alpha's Terms and Conditions. See reverse side.

Relinquished By:	Date/Time:	Received By:	Date/Time:
Branson Fields / LaBella	5/27/25 @ 13:15		5/27/25 1315
DATE	5/27/25 13:15	DATE	5/28/25 10:19
DATE	5/28/25 8:54		5/28/25 1154

ANALYTICAL REPORT

Lab Number:	L2557633
Client:	LaBella Associates, P.C. 4 British American Boulevard Latham, NY 12110
ATTN:	Branson Fields
Phone:	(518) 266-7355
Project Name:	136 FULLER ROAD
Project Number:	2222575.05
Report Date:	09/25/25

The original project report/data package is held by Pace Analytical Services. This report/data package is paginated and should be reproduced only in its entirety. Pace Analytical Services holds no responsibility for results and/or data that are not consistent with the original.

Certifications & Approvals: NH ELAP (2249).

120 Forbes Boulevard, Mansfield, MA 02048-1806
508-822-9300 (Fax) 508-822-3288 800-624-9220 - www.pacelabs.com

Project Name: 136 FULLER ROAD
Project Number: 2222575.05

Lab Number: L2557633
Report Date: 09/25/25

Lab Sample ID	Client ID	Matrix	Sample Location	Collection Date/Time	Receive Date
L2557633-01	EFFLUENT_AUG25	SOIL_VAPOR	ALBANY, NY	09/11/25 14:30	09/11/25
L2557633-02	UNUSED CAN #6105	SOIL_VAPOR	ALBANY, NY	09/11/25 14:30	09/11/25

Project Name:	136 FULLER ROAD	**Lab Number:**	L2557633
Project Number:	2222575.05	**Report Date:**	09/25/25

Case Narrative

The samples were received in accordance with the Chain of Custody and no significant deviations were encountered during the preparation or analysis unless otherwise noted. Sample Receipt, Container Information, and the Chain of Custody are located at the back of the report.

Results contained within this report relate only to the samples submitted under this Pace Lab Number and meet NELAP requirements for all NELAP accredited parameters unless otherwise noted in the following narrative. The data presented in this report is organized by parameter (i.e. VOC, SVOC, etc.). Sample specific Quality Control data (i.e. Surrogate Spike Recovery) is reported at the end of the target analyte list for each individual sample, followed by the Laboratory Batch Quality Control at the end of each parameter. Tentatively Identified Compounds (TICs), if requested, are reported for compounds identified to be present and are not part of the method/program Target Compound List, even if only a subset of the TCL are being reported. If a sample was re-analyzed or re-extracted due to a required quality control corrective action and if both sets of data are reported, the Laboratory ID of the re-analysis or re-extraction is designated with an "R" or "RE", respectively.

When multiple Batch Quality Control elements are reported (e.g. more than one LCS), the associated samples for each element are noted in the grey shaded header line of each data table. Any Laboratory Batch, Sample Specific % recovery or RPD value that is outside the listed Acceptance Criteria is bolded in the report. In reference to questions H (CAM) or 4 (RCP) when "NO" is checked, the performance criteria for CAM and RCP methods allow for some quality control failures to occur and still be within method compliance. In these instances, the specific failure is not narrated but noted in the associated QC Outlier Summary Report, located directly after the Case Narrative. QC information is also incorporated in the Data Usability Assessment table (Format 11) of our Data Merger tool, where it can be reviewed in conjunction with the sample result, associated regulatory criteria and any associated data usability implications.

Soil/sediments and solids are reported on a dry weight basis unless otherwise noted. Tissues are reported "as received" or on a wet weight basis, unless otherwise noted. Definitions of all data qualifiers and acronyms used in this report are provided in the Glossary located at the back of the report.

HOLD POLICY - For samples submitted on hold, Pace's policy is to hold samples (with the exception of Air canisters) free of charge for 21 calendar days from the date the project is completed. After 21 calendar days, we will dispose of all samples submitted including those put on hold unless you have contacted your Pace Project Manager and made arrangements for Pace to continue to hold the samples. Air canisters will be disposed after 3 business days from the date the project is completed.

Please contact Project Management at 800-624-9220 with any questions.

Project Name:	136 FULLER ROAD	**Lab Number:**	L2557633
Project Number:	2222575.05	**Report Date:**	09/25/25

Case Narrative (continued)

Volatile Organics in Air

Canisters were released from the laboratory on July 17 and August 13, 2025. The canister certification data is provided as an addendum.

L2557633-01D: The sample has elevated detection limits due to the dilution required by the elevated concentrations of target compounds in the sample.

The WG2119241-3 LCS recovery associated with L2557633-01D is above the upper 130% acceptance limit for 1,2-dichloro-1,1,2,2-tetrafluoroethane (134%). All samples associated with this LCS do not have reportable amounts of this analyte.

I, the undersigned, attest under the pains and penalties of perjury that, to the best of my knowledge and belief and based upon my personal inquiry of those responsible for providing the information contained in this analytical report, such information is accurate and complete. This certificate of analysis is not complete unless this page accompanies any and all pages of this report.

Authorized Signature: Christopher J. Anderson

Title: Technical Director/Representative Date: 09/25/25

AIR

Project Name: 136 FULLER ROAD
Project Number: 2222575.05
Lab Number: L2557633
Report Date: 09/25/25

SAMPLE RESULTS

Lab ID: L2557633-01 D
Client ID: EFFLUENT_AUG25
Sample Location: ALBANY, NY

Date Collected: 09/11/25 14:30
Date Received: 09/11/25
Field Prep: Not Specified

Sample Depth:
Matrix: Soil_Vapor
Anaytical Method: 48,TO-15
Analytical Date: 09/25/25 08:35
Analyst: RAY

Parameter	ppbV Results	ppbV RL	ppbV MDL	ug/m3 Results	ug/m3 RL	ug/m3 MDL	Qualifier	Dilution Factor
Volatile Organics in Air - Mansfield Air Lab								
Dichlorodifluoromethane	25.7	8.39	--	127	41.5	--		41.95
Chloromethane	ND	8.39	--	ND	17.3	--		41.95
Freon-114	ND	8.39	--	ND	58.6	--		41.95
Vinyl chloride	28.5	8.39	--	72.9	21.4	--		41.95
1,3-Butadiene	ND	8.39	--	ND	18.6	--		41.95
Bromomethane	ND	8.39	--	ND	32.6	--		41.95
Chloroethane	26.3	8.39	--	69.4	22.1	--		41.95
Ethanol	ND	210	--	ND	396	--		41.95
Vinyl bromide	ND	8.39	--	ND	36.7	--		41.95
Acetone	ND	42.0	--	ND	99.8	--		41.95
Trichlorofluoromethane	71.8	8.39	--	403	47.1	--		41.95
Isopropanol	82.0	42.0	--	202	103	--		41.95
1,1-Dichloroethene	42.5	8.39	--	169	33.3	--		41.95
Tertiary butyl Alcohol	ND	21.0	--	ND	63.7	--		41.95
Methylene chloride	ND	21.0	--	ND	73.0	--		41.95
3-Chloropropene	ND	8.39	--	ND	26.3	--		41.95
Carbon disulfide	ND	8.39	--	ND	26.1	--		41.95
Freon-113	ND	8.39	--	ND	64.3	--		41.95
trans-1,2-Dichloroethene	11.5	8.39	--	45.6	33.3	--		41.95
1,1-Dichloroethane	240	8.39	--	971	34.0	--		41.95
Methyl tert butyl ether	ND	8.39	--	ND	30.2	--		41.95
2-Butanone	ND	21.0	--	ND	61.9	--		41.95
cis-1,2-Dichloroethene	1660	8.39	--	6580	33.3	--		41.95

Project Name: 136 FULLER ROAD
Project Number: 2222575.05
Lab Number: L2557633
Report Date: 09/25/25

SAMPLE RESULTS

Lab ID: L2557633-01 D
Client ID: EFFLUENT_AUG25
Sample Location: ALBANY, NY

Date Collected: 09/11/25 14:30
Date Received: 09/11/25
Field Prep: Not Specified

Sample Depth:

Parameter	ppbV Results	ppbV RL	ppbV MDL	ug/m3 Results	ug/m3 RL	ug/m3 MDL	Qualifier	Dilution Factor
Volatile Organics in Air - Mansfield Air Lab								
Ethyl Acetate	ND	21.0	--	ND	75.7	--		41.95
Chloroform	ND	8.39	--	ND	41.0	--		41.95
Tetrahydrofuran	ND	21.0	--	ND	61.9	--		41.95
1,2-Dichloroethane	ND	8.39	--	ND	34.0	--		41.95
n-Hexane	ND	8.39	--	ND	29.6	--		41.95
1,1,1-Trichloroethane	286	8.39	--	1560	45.8	--		41.95
Benzene	ND	8.39	--	ND	26.8	--		41.95
Carbon tetrachloride	ND	8.39	--	ND	52.8	--		41.95
Cyclohexane	ND	8.39	--	ND	28.9	--		41.95
1,2-Dichloropropane	ND	8.39	--	ND	38.8	--		41.95
Bromodichloromethane	ND	8.39	--	ND	56.2	--		41.95
1,4-Dioxane	9.19	8.39	--	33.1	30.2	--		41.95
Trichloroethene	172	8.39	--	924	45.1	--		41.95
2,2,4-Trimethylpentane	ND	8.39	--	ND	39.2	--		41.95
Heptane	ND	8.39	--	ND	34.4	--		41.95
cis-1,3-Dichloropropene	ND	8.39	--	ND	38.1	--		41.95
4-Methyl-2-pentanone	ND	21.0	--	ND	86.1	--		41.95
trans-1,3-Dichloropropene	ND	8.39	--	ND	38.1	--		41.95
1,1,2-Trichloroethane	ND	8.39	--	ND	45.8	--		41.95
Toluene	ND	8.39	--	ND	31.6	--		41.95
2-Hexanone	ND	8.39	--	ND	34.4	--		41.95
Dibromochloromethane	ND	8.39	--	ND	71.5	--		41.95
1,2-Dibromoethane	ND	8.39	--	ND	64.5	--		41.95
Tetrachloroethene	2160	8.39	--	14600	56.9	--		41.95
Chlorobenzene	ND	8.39	--	ND	38.6	--		41.95
Ethylbenzene	ND	8.39	--	ND	36.4	--		41.95

Project Name: 136 FULLER ROAD
Project Number: 2222575.05
Lab Number: L2557633
Report Date: 09/25/25

SAMPLE RESULTS

Lab ID: L2557633-01 D
Client ID: EFFLUENT_AUG25
Sample Location: ALBANY, NY

Date Collected: 09/11/25 14:30
Date Received: 09/11/25
Field Prep: Not Specified

Sample Depth:

Parameter	ppbV Results	ppbV RL	ppbV MDL	ug/m3 Results	ug/m3 RL	ug/m3 MDL	Qualifier	Dilution Factor
Volatile Organics in Air - Mansfield Air Lab								
p/m-Xylene	ND	16.8	--	ND	73.0	--		41.95
Bromoform	ND	8.39	--	ND	86.7	--		41.95
Styrene	ND	8.39	--	ND	35.7	--		41.95
1,1,2,2-Tetrachloroethane	ND	8.39	--	ND	57.6	--		41.95
o-Xylene	ND	8.39	--	ND	36.4	--		41.95
4-Ethyltoluene	ND	8.39	--	ND	41.2	--		41.95
1,3,5-Trimethylbenzene	ND	8.39	--	ND	41.2	--		41.95
1,2,4-Trimethylbenzene	ND	8.39	--	ND	41.2	--		41.95
Benzyl chloride	ND	8.39	--	ND	43.4	--		41.95
1,3-Dichlorobenzene	ND	8.39	--	ND	50.4	--		41.95
1,4-Dichlorobenzene	ND	8.39	--	ND	50.4	--		41.95
1,2-Dichlorobenzene	ND	8.39	--	ND	50.4	--		41.95
1,2,4-Trichlorobenzene	ND	8.39	--	ND	62.3	--		41.95
Naphthalene	ND	7.97	--	ND	41.8	--		41.95
Hexachlorobutadiene	ND	8.39	--	ND	89.5	--		41.95

Internal Standard	% Recovery	Qualifier	Acceptance Criteria
1,4-Difluorobenzene	115		60-140
Bromochloromethane	100		60-140
chlorobenzene-d5	105		60-140

Project Name: 136 FULLER ROAD
Project Number: 2222575.05
Lab Number: L2557633
Report Date: 09/25/25

Method Blank Analysis
Batch Quality Control

Analytical Method: 48,TO-15
Analytical Date: 09/24/25 18:26

Parameter	ppbV Results	ppbV RL	ppbV MDL	ug/m3 Results	ug/m3 RL	ug/m3 MDL	Qualifier	Dilution Factor
Volatile Organics in Air - Mansfield Air Lab for sample(s): 01 Batch: WG2119241-4								
Dichlorodifluoromethane	ND	0.200	--	ND	0.989	--		1
Chloromethane	ND	0.200	--	ND	0.413	--		1
Freon-114	ND	0.200	--	ND	1.40	--		1
Vinyl chloride	ND	0.200	--	ND	0.511	--		1
1,3-Butadiene	ND	0.200	--	ND	0.442	--		1
Bromomethane	ND	0.200	--	ND	0.777	--		1
Chloroethane	ND	0.200	--	ND	0.528	--		1
Ethanol	ND	5.00	--	ND	9.42	--		1
Vinyl bromide	ND	0.200	--	ND	0.874	--		1
Acetone	ND	1.00	--	ND	2.38	--		1
Trichlorofluoromethane	ND	0.200	--	ND	1.12	--		1
Isopropanol	ND	1.00	--	ND	2.46	--		1
1,1-Dichloroethene	ND	0.200	--	ND	0.793	--		1
Tertiary butyl Alcohol	ND	0.500	--	ND	1.52	--		1
Methylene chloride	ND	0.500	--	ND	1.74	--		1
3-Chloropropene	ND	0.200	--	ND	0.626	--		1
Carbon disulfide	ND	0.200	--	ND	0.623	--		1
Freon-113	ND	0.200	--	ND	1.53	--		1
trans-1,2-Dichloroethene	ND	0.200	--	ND	0.793	--		1
1,1-Dichloroethane	ND	0.200	--	ND	0.809	--		1
Methyl tert butyl ether	ND	0.200	--	ND	0.721	--		1
2-Butanone	ND	0.500	--	ND	1.47	--		1
cis-1,2-Dichloroethene	ND	0.200	--	ND	0.793	--		1
Ethyl Acetate	ND	0.500	--	ND	1.80	--		1
Chloroform	ND	0.200	--	ND	0.977	--		1

Project Name: 136 FULLER ROAD
Project Number: 2222575.05
Lab Number: L2557633
Report Date: 09/25/25

Method Blank Analysis
Batch Quality Control

Analytical Method: 48,TO-15
Analytical Date: 09/24/25 18:26

Parameter	ppbV Results	ppbV RL	ppbV MDL	ug/m3 Results	ug/m3 RL	ug/m3 MDL	Qualifier	Dilution Factor
Volatile Organics in Air - Mansfield Air Lab for sample(s): 01 Batch: WG2119241-4								
Tetrahydrofuran	ND	0.500	--	ND	1.47	--		1
1,2-Dichloroethane	ND	0.200	--	ND	0.809	--		1
n-Hexane	ND	0.200	--	ND	0.705	--		1
1,1,1-Trichloroethane	ND	0.200	--	ND	1.09	--		1
Benzene	ND	0.200	--	ND	0.639	--		1
Carbon tetrachloride	ND	0.200	--	ND	1.26	--		1
Cyclohexane	ND	0.200	--	ND	0.688	--		1
1,2-Dichloropropane	ND	0.200	--	ND	0.924	--		1
Bromodichloromethane	ND	0.200	--	ND	1.34	--		1
1,4-Dioxane	ND	0.200	--	ND	0.721	--		1
Trichloroethene	ND	0.200	--	ND	1.07	--		1
2,2,4-Trimethylpentane	ND	0.200	--	ND	0.934	--		1
Heptane	ND	0.200	--	ND	0.820	--		1
cis-1,3-Dichloropropene	ND	0.200	--	ND	0.908	--		1
4-Methyl-2-pentanone	ND	0.500	--	ND	2.05	--		1
trans-1,3-Dichloropropene	ND	0.200	--	ND	0.908	--		1
1,1,2-Trichloroethane	ND	0.200	--	ND	1.09	--		1
Toluene	ND	0.200	--	ND	0.754	--		1
2-Hexanone	ND	0.200	--	ND	0.820	--		1
Dibromochloromethane	ND	0.200	--	ND	1.70	--		1
1,2-Dibromoethane	ND	0.200	--	ND	1.54	--		1
Tetrachloroethene	ND	0.200	--	ND	1.36	--		1
Chlorobenzene	ND	0.200	--	ND	0.921	--		1
Ethylbenzene	ND	0.200	--	ND	0.869	--		1
p/m-Xylene	ND	0.400	--	ND	1.74	--		1

Project Name: 136 FULLER ROAD
Project Number: 2222575.05
Lab Number: L2557633
Report Date: 09/25/25

Method Blank Analysis
Batch Quality Control

Analytical Method: 48,TO-15
Analytical Date: 09/24/25 18:26

Parameter	ppbV Results	ppbV RL	ppbV MDL	ug/m3 Results	ug/m3 RL	ug/m3 MDL	Qualifier	Dilution Factor
Volatile Organics in Air - Mansfield Air Lab for sample(s): 01 Batch: WG2119241-4								
Bromoform	ND	0.200	--	ND	2.07	--		1
Styrene	ND	0.200	--	ND	0.852	--		1
1,1,2,2-Tetrachloroethane	ND	0.200	--	ND	1.37	--		1
o-Xylene	ND	0.200	--	ND	0.869	--		1
4-Ethyltoluene	ND	0.200	--	ND	0.983	--		1
1,3,5-Trimethylbenzene	ND	0.200	--	ND	0.983	--		1
1,2,4-Trimethylbenzene	ND	0.200	--	ND	0.983	--		1
Benzyl chloride	ND	0.200	--	ND	1.04	--		1
1,3-Dichlorobenzene	ND	0.200	--	ND	1.20	--		1
1,4-Dichlorobenzene	ND	0.200	--	ND	1.20	--		1
1,2-Dichlorobenzene	ND	0.200	--	ND	1.20	--		1
1,2,4-Trichlorobenzene	ND	0.200	--	ND	1.48	--		1
Naphthalene	ND	0.190	--	ND	0.996	--		1
Hexachlorobutadiene	ND	0.200	--	ND	2.13	--		1

Lab Control Sample Analysis
Batch Quality Control

Project Name: 136 FULLER ROAD
Project Number: 2222575.05

Lab Number: L2557633
Report Date: 09/25/25

Parameter	LCS %Recovery	Qual	LCSD %Recovery	Qual	%Recovery Limits	RPD	Qual	RPD Limits
Volatile Organics in Air - Mansfield Air Lab	Associated sample(s): 01		Batch: WG2119241-3					
Dichlorodifluoromethane	123		-		70-130	-		
Chloromethane	112		-		70-130	-		
Freon-114	**134**	Q	-		70-130	-		
Vinyl chloride	121		-		70-130	-		
1,3-Butadiene	119		-		70-130	-		
Bromomethane	129		-		70-130	-		
Chloroethane	118		-		70-130	-		
Ethanol	75		-		40-160	-		
Vinyl bromide	118		-		70-130	-		
Acetone	92		-		40-160	-		
Trichlorofluoromethane	116		-		70-130	-		
Isopropanol	89		-		40-160	-		
1,1-Dichloroethene	119		-		70-130	-		
Tertiary butyl Alcohol	83		-		70-130	-		
Methylene chloride	114		-		70-130	-		
3-Chloropropene	106		-		70-130	-		
Carbon disulfide	115		-		70-130	-		
Freon-113	116		-		70-130	-		
trans-1,2-Dichloroethene	109		-		70-130	-		

Lab Control Sample Analysis
Batch Quality Control

Project Name: 136 FULLER ROAD
Project Number: 2222575.05

Lab Number: L2557633
Report Date: 09/25/25

Parameter	LCS %Recovery	Qual	LCSD %Recovery	Qual	%Recovery Limits	RPD	Qual	RPD Limits
Volatile Organics in Air - Mansfield Air Lab Associated sample(s): 01 Batch: WG2119241-3								
1,1-Dichloroethane	112		-		70-130	-		
Methyl tert butyl ether	109		-		70-130	-		
2-Butanone	100		-		70-130	-		
cis-1,2-Dichloroethene	109		-		70-130	-		
Ethyl Acetate	116		-		70-130	-		
Chloroform	114		-		70-130	-		
Tetrahydrofuran	107		-		70-130	-		
1,2-Dichloroethane	109		-		70-130	-		
n-Hexane	106		-		70-130	-		
1,1,1-Trichloroethane	110		-		70-130	-		
Benzene	109		-		70-130	-		
Carbon tetrachloride	117		-		70-130	-		
Cyclohexane	106		-		70-130	-		
1,2-Dichloropropane	112		-		70-130	-		
Bromodichloromethane	115		-		70-130	-		
1,4-Dioxane	112		-		70-130	-		
Trichloroethene	112		-		70-130	-		
2,2,4-Trimethylpentane	112		-		70-130	-		
Heptane	107		-		70-130	-		

Lab Control Sample Analysis
Batch Quality Control

Project Name: 136 FULLER ROAD
Project Number: 2222575.05

Lab Number: L2557633
Report Date: 09/25/25

Parameter	LCS %Recovery	Qual	LCSD %Recovery	Qual	%Recovery Limits	RPD	Qual	RPD Limits
Volatile Organics in Air - Mansfield Air Lab Associated sample(s): 01 Batch: WG2119241-3								
cis-1,3-Dichloropropene	115		-		70-130	-		
4-Methyl-2-pentanone	102		-		70-130	-		
trans-1,3-Dichloropropene	125		-		70-130	-		
1,1,2-Trichloroethane	116		-		70-130	-		
Toluene	116		-		70-130	-		
2-Hexanone	109		-		70-130	-		
Dibromochloromethane	130		-		70-130	-		
1,2-Dibromoethane	124		-		70-130	-		
Tetrachloroethene	120		-		70-130	-		
Chlorobenzene	118		-		70-130	-		
Ethylbenzene	115		-		70-130	-		
p/m-Xylene	118		-		70-130	-		
Bromoform	130		-		70-130	-		
Styrene	120		-		70-130	-		
1,1,2,2-Tetrachloroethane	122		-		70-130	-		
o-Xylene	119		-		70-130	-		
4-Ethyltoluene	121		-		70-130	-		
1,3,5-Trimethylbenzene	122		-		70-130	-		
1,2,4-Trimethylbenzene	125		-		70-130	-		

Lab Control Sample Analysis
Batch Quality Control

Project Name: 136 FULLER ROAD
Project Number: 2222575.05

Lab Number: L2557633
Report Date: 09/25/25

Parameter	LCS %Recovery	Qual	LCSD %Recovery	Qual	%Recovery Limits	RPD	Qual	RPD Limits
Volatile Organics in Air - Mansfield Air Lab	Associated sample(s): 01		Batch: WG2119241-3					
Benzyl chloride	101		-		70-130	-		
1,3-Dichlorobenzene	121		-		70-130	-		
1,4-Dichlorobenzene	121		-		70-130	-		
1,2-Dichlorobenzene	120		-		70-130	-		
1,2,4-Trichlorobenzene	118		-		70-130	-		
Naphthalene	100		-		70-130	-		
Hexachlorobutadiene	118		-		70-130	-		

Project Name: 136 FULLER ROAD

Project Number: 2222575.05

Lab Number: L2557633

Report Date: 09/25/25

Canister and Flow Controller Information

Samplenum	Client ID	Media ID	Media Type	Date Prepared	Bottle Order	Cleaning Batch ID	Can Leak Check	Initial Pressure (in. Hg)	Pressure on Receipt	Flow Controler Leak Chk	Flow Out mL/min	Flow In	% RPD
L2557633-01	EFFLUENT_AUG25	4133	1.0L Can	08/13/25	531862	L2540507-02	Pass	-28.6	0.0	-	-	-	-
L2557633-02	UNUSED CAN #6105	6105	1.0L TO Can	07/17/25	528932	L2542224-07	Pass	-29.3	-29.1	-	-	-	-

Project Name: BATCH CANISTER CERTIFICATION
Project Number: CANISTER QC BAT

Lab Number: L2540507
Report Date: 09/25/25

Air Canister Certification Results

Lab ID: L2540507-02
Client ID: CAN 2160 SHELF 70
Sample Location:

Date Collected: 06/26/25 15:00
Date Received: 06/27/25
Field Prep: Not Specified

Sample Depth:
Matrix: Air
Anaytical Method: 48,TO-15
Analytical Date: 06/27/25 20:13
Analyst: KMH

	ppbV			ug/m3				
Parameter	**Results**	**RL**	**MDL**	**Results**	**RL**	**MDL**	**Qualifier**	**Dilution Factor**
Volatile Organics in Air - Mansfield Air Lab								
Chlorodifluoromethane	ND	0.200	--	ND	0.707	--		1
Propylene	ND	0.500	--	ND	0.861	--		1
Propane	ND	0.500	--	ND	0.902	--		1
Dichlorodifluoromethane	ND	0.200	--	ND	0.989	--		1
Chloromethane	ND	0.200	--	ND	0.413	--		1
Freon-114	ND	0.200	--	ND	1.40	--		1
Methanol	ND	5.00	--	ND	6.55	--		1
Vinyl chloride	ND	0.200	--	ND	0.511	--		1
1,3-Butadiene	ND	0.200	--	ND	0.442	--		1
Butane	ND	0.200	--	ND	0.475	--		1
Bromomethane	ND	0.200	--	ND	0.777	--		1
Chloroethane	ND	0.200	--	ND	0.528	--		1
Ethanol	ND	5.00	--	ND	9.42	--		1
Dichlorofluoromethane	ND	0.200	--	ND	0.842	--		1
Vinyl bromide	ND	0.200	--	ND	0.874	--		1
Acrolein	ND	0.500	--	ND	1.15	--		1
Acetone	ND	1.00	--	ND	2.38	--		1
Acetonitrile	ND	0.200	--	ND	0.336	--		1
Trichlorofluoromethane	ND	0.200	--	ND	1.12	--		1
Isopropanol	ND	1.00	--	ND	2.46	--		1
Acrylonitrile	ND	0.500	--	ND	1.09	--		1
Pentane	ND	0.200	--	ND	0.590	--		1
Ethyl ether	ND	0.200	--	ND	0.606	--		1
1,1-Dichloroethene	ND	0.200	--	ND	0.793	--		1

Project Name: BATCH CANISTER CERTIFICATION
Project Number: CANISTER QC BAT
Lab Number: L2540507
Report Date: 09/25/25

Air Canister Certification Results

Lab ID: L2540507-02
Client ID: CAN 2160 SHELF 70
Sample Location:

Date Collected: 06/26/25 15:00
Date Received: 06/27/25
Field Prep: Not Specified

Sample Depth:

Parameter	ppbV Results	ppbV RL	ppbV MDL	ug/m3 Results	ug/m3 RL	ug/m3 MDL	Qualifier	Dilution Factor
Volatile Organics in Air - Mansfield Air Lab								
Tertiary butyl Alcohol	ND	0.500	--	ND	1.52	--		1
Methylene chloride	ND	0.500	--	ND	1.74	--		1
3-Chloropropene	ND	0.200	--	ND	0.626	--		1
Carbon disulfide	ND	0.200	--	ND	0.623	--		1
Freon-113	ND	0.200	--	ND	1.53	--		1
trans-1,2-Dichloroethene	ND	0.200	--	ND	0.793	--		1
1,1-Dichloroethane	ND	0.200	--	ND	0.809	--		1
Methyl tert butyl ether	ND	0.200	--	ND	0.721	--		1
Vinyl acetate	ND	1.00	--	ND	3.52	--		1
2-Butanone	ND	0.500	--	ND	1.47	--		1
Xylenes, total	ND	0.600	--	ND	0.869	--		1
cis-1,2-Dichloroethene	ND	0.200	--	ND	0.793	--		1
Ethyl Acetate	ND	0.500	--	ND	1.80	--		1
Chloroform	ND	0.200	--	ND	0.977	--		1
Tetrahydrofuran	ND	0.500	--	ND	1.47	--		1
2,2-Dichloropropane	ND	0.200	--	ND	0.924	--		1
1,2-Dichloroethane	ND	0.200	--	ND	0.809	--		1
n-Hexane	ND	0.200	--	ND	0.705	--		1
Diisopropyl ether	ND	0.200	--	ND	0.836	--		1
tert-Butyl Ethyl Ether	ND	0.200	--	ND	0.836	--		1
1,2-Dichloroethene (total)	ND	1.00	--	ND	1.00	--		1
1,1,1-Trichloroethane	ND	0.200	--	ND	1.09	--		1
1,1-Dichloropropene	ND	0.200	--	ND	0.908	--		1
Benzene	ND	0.200	--	ND	0.639	--		1
Carbon tetrachloride	ND	0.200	--	ND	1.26	--		1
Cyclohexane	ND	0.200	--	ND	0.688	--		1
tert-Amyl Methyl Ether	ND	0.200	--	ND	0.836	--		1

Project Name: BATCH CANISTER CERTIFICATION
Project Number: CANISTER QC BAT

Lab Number: L2540507
Report Date: 09/25/25

Air Canister Certification Results

Lab ID: L2540507-02
Client ID: CAN 2160 SHELF 70
Sample Location:

Date Collected: 06/26/25 15:00
Date Received: 06/27/25
Field Prep: Not Specified

Sample Depth:

Parameter	ppbV Results	ppbV RL	ppbV MDL	ug/m3 Results	ug/m3 RL	ug/m3 MDL	Qualifier	Dilution Factor
Volatile Organics in Air - Mansfield Air Lab								
Dibromomethane	ND	0.200	--	ND	1.42	--		1
1,2-Dichloropropane	ND	0.200	--	ND	0.924	--		1
Bromodichloromethane	ND	0.200	--	ND	1.34	--		1
1,4-Dioxane	ND	0.200	--	ND	0.721	--		1
Trichloroethene	ND	0.200	--	ND	1.07	--		1
2,2,4-Trimethylpentane	ND	0.200	--	ND	0.934	--		1
Methyl Methacrylate	ND	0.500	--	ND	2.05	--		1
Heptane	ND	0.200	--	ND	0.820	--		1
cis-1,3-Dichloropropene	ND	0.200	--	ND	0.908	--		1
4-Methyl-2-pentanone	ND	0.500	--	ND	2.05	--		1
trans-1,3-Dichloropropene	ND	0.200	--	ND	0.908	--		1
1,1,2-Trichloroethane	ND	0.200	--	ND	1.09	--		1
Toluene	ND	0.200	--	ND	0.754	--		1
1,3-Dichloropropane	ND	0.200	--	ND	0.924	--		1
2-Hexanone	ND	0.200	--	ND	0.820	--		1
Dibromochloromethane	ND	0.200	--	ND	1.70	--		1
1,2-Dibromoethane	ND	0.200	--	ND	1.54	--		1
Butyl acetate	ND	0.500	--	ND	2.38	--		1
Octane	ND	0.200	--	ND	0.934	--		1
Tetrachloroethene	ND	0.200	--	ND	1.36	--		1
1,1,1,2-Tetrachloroethane	ND	0.200	--	ND	1.37	--		1
Chlorobenzene	ND	0.200	--	ND	0.921	--		1
Ethylbenzene	ND	0.200	--	ND	0.869	--		1
p/m-Xylene	ND	0.400	--	ND	1.74	--		1
Bromoform	ND	0.200	--	ND	2.07	--		1
Styrene	ND	0.200	--	ND	0.852	--		1
1,1,2,2-Tetrachloroethane	ND	0.200	--	ND	1.37	--		1

Project Name: BATCH CANISTER CERTIFICATION
Project Number: CANISTER QC BAT
Lab Number: L2540507
Report Date: 09/25/25

Air Canister Certification Results

Lab ID: L2540507-02
Client ID: CAN 2160 SHELF 70
Sample Location:

Date Collected: 06/26/25 15:00
Date Received: 06/27/25
Field Prep: Not Specified

Sample Depth:

Parameter	ppbV Results	ppbV RL	ppbV MDL	ug/m3 Results	ug/m3 RL	ug/m3 MDL	Qualifier	Dilution Factor
Volatile Organics in Air - Mansfield Air Lab								
o-Xylene	ND	0.200	--	ND	0.869	--		1
1,2,3-Trichloropropane	ND	0.200	--	ND	1.21	--		1
Nonane	ND	0.200	--	ND	1.05	--		1
Isopropylbenzene	ND	0.200	--	ND	0.983	--		1
Bromobenzene	ND	0.200	--	ND	0.793	--		1
2-Chlorotoluene	ND	0.200	--	ND	1.04	--		1
n-Propylbenzene	ND	0.200	--	ND	0.983	--		1
4-Chlorotoluene	ND	0.200	--	ND	1.04	--		1
4-Ethyltoluene	ND	0.200	--	ND	0.983	--		1
1,3,5-Trimethylbenzene	ND	0.200	--	ND	0.983	--		1
tert-Butylbenzene	ND	0.200	--	ND	1.10	--		1
1,2,4-Trimethylbenzene	ND	0.200	--	ND	0.983	--		1
Decane	ND	0.200	--	ND	1.16	--		1
Benzyl chloride	ND	0.200	--	ND	1.04	--		1
1,3-Dichlorobenzene	ND	0.200	--	ND	1.20	--		1
1,4-Dichlorobenzene	ND	0.200	--	ND	1.20	--		1
sec-Butylbenzene	ND	0.200	--	ND	1.10	--		1
p-Isopropyltoluene	ND	0.200	--	ND	1.10	--		1
1,2-Dichlorobenzene	ND	0.200	--	ND	1.20	--		1
n-Butylbenzene	ND	0.200	--	ND	1.10	--		1
1,2-Dibromo-3-chloropropane	ND	0.200	--	ND	1.93	--		1
Undecane	ND	0.200	--	ND	1.28	--		1
Dodecane	ND	0.200	--	ND	1.39	--		1
1,2,4-Trichlorobenzene	ND	0.200	--	ND	1.48	--		1
Naphthalene	ND	0.200	--	ND	0.996	--		1
1,2,3-Trichlorobenzene	ND	0.200	--	ND	1.48	--		1
Hexachlorobutadiene	ND	0.200	--	ND	2.13	--		1

Project Name: BATCH CANISTER CERTIFICATION
Project Number: CANISTER QC BAT
Lab Number: L2540507
Report Date: 09/25/25

Air Canister Certification Results

Lab ID: L2540507-02
Client ID: CAN 2160 SHELF 70
Sample Location:

Date Collected: 06/26/25 15:00
Date Received: 06/27/25
Field Prep: Not Specified

Sample Depth:

Parameter	ppbV Results	ppbV RL	ppbV MDL	ug/m3 Results	ug/m3 RL	ug/m3 MDL	Qualifier	Dilution Factor
Volatile Organics in Air - Mansfield Air Lab								

	Results	Qualifier	Units	RDL	Dilution Factor
Tentatively Identified Compounds					

No Tentatively Identified Compounds

Internal Standard	% Recovery	Qualifier	Acceptance Criteria
1,4-Difluorobenzene	98		60-140
Bromochloromethane	100		60-140
chlorobenzene-d5	97		60-140

Project Name: BATCH CANISTER CERTIFICATION
Project Number: CANISTER QC BAT

Lab Number: L2540507
Report Date: 09/25/25

Air Canister Certification Results

Lab ID: L2540507-02
Client ID: CAN 2160 SHELF 70
Sample Location:

Date Collected: 06/26/25 15:00
Date Received: 06/27/25
Field Prep: Not Specified

Sample Depth:
Matrix: Air
Anaytical Method: 48,TO-15-SIM
Analytical Date: 06/27/25 20:13
Analyst: KMH

	ppbV			ug/m3				
Parameter	**Results**	**RL**	**MDL**	**Results**	**RL**	**MDL**	**Qualifier**	**Dilution Factor**
Volatile Organics in Air by SIM - Mansfield Air Lab								
Dichlorodifluoromethane	ND	0.200	--	ND	0.989	--		1
Chloromethane	ND	0.200	--	ND	0.413	--		1
Freon-114	ND	0.050	--	ND	0.349	--		1
Vinyl chloride	ND	0.020	--	ND	0.051	--		1
1,3-Butadiene	ND	0.020	--	ND	0.044	--		1
Bromomethane	ND	0.020	--	ND	0.078	--		1
Chloroethane	ND	0.100	--	ND	0.264	--		1
Acrolein	ND	0.050	--	ND	0.115	--		1
Acetone	ND	1.00	--	ND	2.38	--		1
Trichlorofluoromethane	ND	0.050	--	ND	0.281	--		1
Acrylonitrile	ND	0.500	--	ND	1.09	--		1
1,1-Dichloroethene	ND	0.020	--	ND	0.079	--		1
Methylene chloride	ND	0.500	--	ND	1.74	--		1
Freon-113	ND	0.050	--	ND	0.383	--		1
trans-1,2-Dichloroethene	ND	0.020	--	ND	0.079	--		1
1,1-Dichloroethane	ND	0.020	--	ND	0.081	--		1
Methyl tert butyl ether	ND	0.200	--	ND	0.721	--		1
2-Butanone	ND	0.500	--	ND	1.47	--		1
cis-1,2-Dichloroethene	ND	0.020	--	ND	0.079	--		1
Chloroform	ND	0.020	--	ND	0.098	--		1
1,2-Dichloroethane	ND	0.020	--	ND	0.081	--		1
1,1,1-Trichloroethane	ND	0.020	--	ND	0.109	--		1
Benzene	ND	0.100	--	ND	0.319	--		1
Carbon tetrachloride	ND	0.020	--	ND	0.126	--		1

Project Name: BATCH CANISTER CERTIFICATION
Project Number: CANISTER QC BAT

Lab Number: L2540507
Report Date: 09/25/25

Air Canister Certification Results

Lab ID: L2540507-02
Client ID: CAN 2160 SHELF 70
Sample Location:

Date Collected: 06/26/25 15:00
Date Received: 06/27/25
Field Prep: Not Specified

Sample Depth:

Parameter	ppbV Results	ppbV RL	ppbV MDL	ug/m3 Results	ug/m3 RL	ug/m3 MDL	Qualifier	Dilution Factor
Volatile Organics in Air by SIM - Mansfield Air Lab								
1,2-Dichloropropane	ND	0.020	--	ND	0.092	--		1
Bromodichloromethane	ND	0.020	--	ND	0.134	--		1
1,4-Dioxane	ND	0.100	--	ND	0.360	--		1
Trichloroethene	ND	0.020	--	ND	0.107	--		1
cis-1,3-Dichloropropene	ND	0.020	--	ND	0.091	--		1
4-Methyl-2-pentanone	ND	0.500	--	ND	2.05	--		1
trans-1,3-Dichloropropene	ND	0.020	--	ND	0.091	--		1
1,1,2-Trichloroethane	ND	0.020	--	ND	0.109	--		1
Toluene	ND	0.100	--	ND	0.377	--		1
Dibromochloromethane	ND	0.020	--	ND	0.170	--		1
1,2-Dibromoethane	ND	0.020	--	ND	0.154	--		1
Tetrachloroethene	ND	0.020	--	ND	0.136	--		1
1,1,1,2-Tetrachloroethane	ND	0.020	--	ND	0.137	--		1
Chlorobenzene	ND	0.100	--	ND	0.461	--		1
Ethylbenzene	ND	0.020	--	ND	0.087	--		1
p/m-Xylene	ND	0.040	--	ND	0.174	--		1
Bromoform	ND	0.020	--	ND	0.207	--		1
Styrene	ND	0.020	--	ND	0.085	--		1
1,1,2,2-Tetrachloroethane	ND	0.020	--	ND	0.137	--		1
o-Xylene	ND	0.020	--	ND	0.087	--		1
Isopropylbenzene	ND	0.200	--	ND	0.983	--		1
4-Ethyltoluene	ND	0.020	--	ND	0.098	--		1
1,3,5-Trimethybenzene	ND	0.020	--	ND	0.098	--		1
1,2,4-Trimethylbenzene	ND	0.020	--	ND	0.098	--		1
Benzyl chloride	ND	0.100	--	ND	0.518	--		1
1,3-Dichlorobenzene	ND	0.020	--	ND	0.120	--		1
1,4-Dichlorobenzene	ND	0.020	--	ND	0.120	--		1

Project Name: BATCH CANISTER CERTIFICATION
Project Number: CANISTER QC BAT
Lab Number: L2540507
Report Date: 09/25/25

Air Canister Certification Results

Lab ID: L2540507-02
Client ID: CAN 2160 SHELF 70
Sample Location:

Date Collected: 06/26/25 15:00
Date Received: 06/27/25
Field Prep: Not Specified

Sample Depth:

Parameter	ppbV Results	ppbV RL	ppbV MDL	ug/m3 Results	ug/m3 RL	ug/m3 MDL	Qualifier	Dilution Factor
Volatile Organics in Air by SIM - Mansfield Air Lab								
sec-Butylbenzene	ND	0.200	--	ND	1.10	--		1
p-Isopropyltoluene	ND	0.200	--	ND	1.10	--		1
1,2-Dichlorobenzene	ND	0.020	--	ND	0.120	--		1
n-Butylbenzene	ND	0.200	--	ND	1.10	--		1
1,2,4-Trichlorobenzene	ND	0.050	--	ND	0.371	--		1
Naphthalene	ND	0.050	--	ND	0.262	--		1
1,2,3-Trichlorobenzene	ND	0.050	--	ND	0.371	--		1
Hexachlorobutadiene	ND	0.050	--	ND	0.533	--		1

Internal Standard	% Recovery	Qualifier	Acceptance Criteria
1,4-difluorobenzene	100		60-140
bromochloromethane	100		60-140
chlorobenzene-d5	99		60-140

Project Name: BATCH CANISTER CERTIFICATION
Project Number: CANISTER QC BAT

Lab Number: L2542224
Report Date: 09/25/25

Air Canister Certification Results

Lab ID: L2542224-07
Client ID: CAN 1054 SHELF 34
Sample Location:

Date Collected: 07/08/25 10:00
Date Received: 07/08/25
Field Prep: Not Specified

Sample Depth:
Matrix: Air
Anaytical Method: 48,TO-15
Analytical Date: 07/09/25 17:52
Analyst: RAY

	ppbV			ug/m3				
Parameter	**Results**	**RL**	**MDL**	**Results**	**RL**	**MDL**	**Qualifier**	**Dilution Factor**
Volatile Organics in Air - Mansfield Air Lab								
Chlorodifluoromethane	ND	0.200	--	ND	0.707	--		1
Propylene	ND	0.500	--	ND	0.861	--		1
Propane	ND	0.500	--	ND	0.902	--		1
Dichlorodifluoromethane	ND	0.200	--	ND	0.989	--		1
Chloromethane	ND	0.200	--	ND	0.413	--		1
Freon-114	ND	0.200	--	ND	1.40	--		1
Methanol	ND	5.00	--	ND	6.55	--		1
Vinyl chloride	ND	0.200	--	ND	0.511	--		1
1,3-Butadiene	ND	0.200	--	ND	0.442	--		1
Butane	ND	0.200	--	ND	0.475	--		1
Bromomethane	ND	0.200	--	ND	0.777	--		1
Chloroethane	ND	0.200	--	ND	0.528	--		1
Ethanol	ND	5.00	--	ND	9.42	--		1
Dichlorofluoromethane	ND	0.200	--	ND	0.842	--		1
Vinyl bromide	ND	0.200	--	ND	0.874	--		1
Acrolein	ND	0.500	--	ND	1.15	--		1
Acetone	ND	1.00	--	ND	2.38	--		1
Acetonitrile	ND	0.200	--	ND	0.336	--		1
Trichlorofluoromethane	ND	0.200	--	ND	1.12	--		1
Isopropanol	ND	1.00	--	ND	2.46	--		1
Acrylonitrile	ND	0.500	--	ND	1.09	--		1
Pentane	ND	0.200	--	ND	0.590	--		1
Ethyl ether	ND	0.200	--	ND	0.606	--		1
1,1-Dichloroethene	ND	0.200	--	ND	0.793	--		1

Project Name: BATCH CANISTER CERTIFICATION **Lab Number:** L2542224

Project Number: CANISTER QC BAT **Report Date:** 09/25/25

Air Canister Certification Results

Lab ID: L2542224-07
Client ID: CAN 1054 SHELF 34
Sample Location:

Date Collected: 07/08/25 10:00
Date Received: 07/08/25
Field Prep: Not Specified

Sample Depth:

Parameter	ppbV Results	ppbV RL	ppbV MDL	ug/m3 Results	ug/m3 RL	ug/m3 MDL	Qualifier	Dilution Factor
Volatile Organics in Air - Mansfield Air Lab								
Tertiary butyl Alcohol	ND	0.500	--	ND	1.52	--		1
Methylene chloride	ND	0.500	--	ND	1.74	--		1
3-Chloropropene	ND	0.200	--	ND	0.626	--		1
Carbon disulfide	ND	0.200	--	ND	0.623	--		1
Freon-113	ND	0.200	--	ND	1.53	--		1
trans-1,2-Dichloroethene	ND	0.200	--	ND	0.793	--		1
1,1-Dichloroethane	ND	0.200	--	ND	0.809	--		1
Methyl tert butyl ether	ND	0.200	--	ND	0.721	--		1
Vinyl acetate	ND	1.00	--	ND	3.52	--		1
Xylenes, total	ND	0.600	--	ND	0.869	--		1
2-Butanone	ND	0.500	--	ND	1.47	--		1
cis-1,2-Dichloroethene	ND	0.200	--	ND	0.793	--		1
Ethyl Acetate	ND	0.500	--	ND	1.80	--		1
Chloroform	ND	0.200	--	ND	0.977	--		1
Tetrahydrofuran	ND	0.500	--	ND	1.47	--		1
2,2-Dichloropropane	ND	0.200	--	ND	0.924	--		1
1,2-Dichloroethane	ND	0.200	--	ND	0.809	--		1
n-Hexane	ND	0.200	--	ND	0.705	--		1
Diisopropyl ether	ND	0.200	--	ND	0.836	--		1
tert-Butyl Ethyl Ether	ND	0.200	--	ND	0.836	--		1
1,2-Dichloroethene (total)	ND	1.00	--	ND	1.00	--		1
1,1,1-Trichloroethane	ND	0.200	--	ND	1.09	--		1
1,1-Dichloropropene	ND	0.200	--	ND	0.908	--		1
Benzene	ND	0.200	--	ND	0.639	--		1
Carbon tetrachloride	ND	0.200	--	ND	1.26	--		1
Cyclohexane	ND	0.200	--	ND	0.688	--		1
tert-Amyl Methyl Ether	ND	0.200	--	ND	0.836	--		1

Project Name: BATCH CANISTER CERTIFICATION
Project Number: CANISTER QC BAT
Lab Number: L2542224
Report Date: 09/25/25

Air Canister Certification Results

Lab ID: L2542224-07
Client ID: CAN 1054 SHELF 34
Sample Location:

Date Collected: 07/08/25 10:00
Date Received: 07/08/25
Field Prep: Not Specified

Sample Depth:

Parameter	ppbV Results	ppbV RL	ppbV MDL	ug/m3 Results	ug/m3 RL	ug/m3 MDL	Qualifier	Dilution Factor
Volatile Organics in Air - Mansfield Air Lab								
Dibromomethane	ND	0.200	--	ND	1.42	--		1
1,2-Dichloropropane	ND	0.200	--	ND	0.924	--		1
Bromodichloromethane	ND	0.200	--	ND	1.34	--		1
1,4-Dioxane	ND	0.200	--	ND	0.721	--		1
Trichloroethene	ND	0.200	--	ND	1.07	--		1
2,2,4-Trimethylpentane	ND	0.200	--	ND	0.934	--		1
Methyl Methacrylate	ND	0.500	--	ND	2.05	--		1
Heptane	ND	0.200	--	ND	0.820	--		1
cis-1,3-Dichloropropene	ND	0.200	--	ND	0.908	--		1
4-Methyl-2-pentanone	ND	0.500	--	ND	2.05	--		1
trans-1,3-Dichloropropene	ND	0.200	--	ND	0.908	--		1
1,1,2-Trichloroethane	ND	0.200	--	ND	1.09	--		1
Toluene	ND	0.200	--	ND	0.754	--		1
1,3-Dichloropropane	ND	0.200	--	ND	0.924	--		1
2-Hexanone	ND	0.200	--	ND	0.820	--		1
Dibromochloromethane	ND	0.200	--	ND	1.70	--		1
1,2-Dibromoethane	ND	0.200	--	ND	1.54	--		1
Butyl acetate	ND	0.500	--	ND	2.38	--		1
Octane	ND	0.200	--	ND	0.934	--		1
Tetrachloroethene	ND	0.200	--	ND	1.36	--		1
1,1,1,2-Tetrachloroethane	ND	0.200	--	ND	1.37	--		1
Chlorobenzene	ND	0.200	--	ND	0.921	--		1
Ethylbenzene	ND	0.200	--	ND	0.869	--		1
p/m-Xylene	ND	0.400	--	ND	1.74	--		1
Bromoform	ND	0.200	--	ND	2.07	--		1
Styrene	ND	0.200	--	ND	0.852	--		1
1,1,2,2-Tetrachloroethane	ND	0.200	--	ND	1.37	--		1

Project Name: BATCH CANISTER CERTIFICATION **Lab Number:** L2542224

Project Number: CANISTER QC BAT **Report Date:** 09/25/25

Air Canister Certification Results

Lab ID: L2542224-07
Client ID: CAN 1054 SHELF 34
Sample Location:

Date Collected: 07/08/25 10:00
Date Received: 07/08/25
Field Prep: Not Specified

Sample Depth:

Parameter	ppbV Results	ppbV RL	ppbV MDL	ug/m3 Results	ug/m3 RL	ug/m3 MDL	Qualifier	Dilution Factor
Volatile Organics in Air - Mansfield Air Lab								
o-Xylene	ND	0.200	--	ND	0.869	--		1
1,2,3-Trichloropropane	ND	0.200	--	ND	1.21	--		1
Nonane	ND	0.200	--	ND	1.05	--		1
Isopropylbenzene	ND	0.200	--	ND	0.983	--		1
Bromobenzene	ND	0.200	--	ND	0.793	--		1
2-Chlorotoluene	ND	0.200	--	ND	1.04	--		1
n-Propylbenzene	ND	0.200	--	ND	0.983	--		1
4-Chlorotoluene	ND	0.200	--	ND	1.04	--		1
4-Ethyltoluene	ND	0.200	--	ND	0.983	--		1
1,3,5-Trimethylbenzene	ND	0.200	--	ND	0.983	--		1
tert-Butylbenzene	ND	0.200	--	ND	1.10	--		1
1,2,4-Trimethylbenzene	ND	0.200	--	ND	0.983	--		1
Decane	ND	0.200	--	ND	1.16	--		1
Benzyl chloride	ND	0.200	--	ND	1.04	--		1
1,3-Dichlorobenzene	ND	0.200	--	ND	1.20	--		1
1,4-Dichlorobenzene	ND	0.200	--	ND	1.20	--		1
sec-Butylbenzene	ND	0.200	--	ND	1.10	--		1
p-Isopropyltoluene	ND	0.200	--	ND	1.10	--		1
1,2-Dichlorobenzene	ND	0.200	--	ND	1.20	--		1
n-Butylbenzene	ND	0.200	--	ND	1.10	--		1
1,2-Dibromo-3-chloropropane	ND	0.200	--	ND	1.93	--		1
Undecane	ND	0.200	--	ND	1.28	--		1
Dodecane	ND	0.200	--	ND	1.39	--		1
1,2,4-Trichlorobenzene	ND	0.200	--	ND	1.48	--		1
Naphthalene	ND	0.200	--	ND	0.996	--		1
1,2,3-Trichlorobenzene	ND	0.200	--	ND	1.48	--		1
Hexachlorobutadiene	ND	0.200	--	ND	2.13	--		1

Project Name: BATCH CANISTER CERTIFICATION
Project Number: CANISTER QC BAT
Lab Number: L2542224
Report Date: 09/25/25

Air Canister Certification Results

Lab ID: L2542224-07
Client ID: CAN 1054 SHELF 34
Sample Location:

Date Collected: 07/08/25 10:00
Date Received: 07/08/25
Field Prep: Not Specified

Sample Depth:

	ppbV			ug/m3				
Parameter	**Results**	**RL**	**MDL**	**Results**	**RL**	**MDL**	**Qualifier**	**Dilution Factor**
Volatile Organics in Air - Mansfield Air Lab								

	Results	Qualifier	Units	RDL	Dilution Factor
Tentatively Identified Compounds					
No Tentatively Identified Compounds					

Internal Standard	% Recovery	Qualifier	Acceptance Criteria
1,4-Difluorobenzene	85		60-140
Bromochloromethane	95		60-140
chlorobenzene-d5	85		60-140

Project Name: BATCH CANISTER CERTIFICATION
Project Number: CANISTER QC BAT

Lab Number: L2542224
Report Date: 09/25/25

Air Canister Certification Results

Lab ID: L2542224-07
Client ID: CAN 1054 SHELF 34
Sample Location:

Date Collected: 07/08/25 10:00
Date Received: 07/08/25
Field Prep: Not Specified

Sample Depth:
Matrix: Air
Anaytical Method: 48,TO-15-SIM
Analytical Date: 07/09/25 17:52
Analyst: RAY

	ppbV			ug/m3				
Parameter	**Results**	**RL**	**MDL**	**Results**	**RL**	**MDL**	**Qualifier**	**Dilution Factor**
Volatile Organics in Air by SIM - Mansfield Air Lab								
Dichlorodifluoromethane	ND	0.200	--	ND	0.989	--		1
Chloromethane	ND	0.200	--	ND	0.413	--		1
Freon-114	ND	0.050	--	ND	0.349	--		1
Vinyl chloride	ND	0.020	--	ND	0.051	--		1
1,3-Butadiene	ND	0.020	--	ND	0.044	--		1
Bromomethane	ND	0.020	--	ND	0.078	--		1
Chloroethane	ND	0.100	--	ND	0.264	--		1
Acrolein	ND	0.050	--	ND	0.115	--		1
Acetone	ND	1.00	--	ND	2.38	--		1
Trichlorofluoromethane	ND	0.050	--	ND	0.281	--		1
Acrylonitrile	ND	0.500	--	ND	1.09	--		1
1,1-Dichloroethene	ND	0.020	--	ND	0.079	--		1
Methylene chloride	ND	0.500	--	ND	1.74	--		1
Freon-113	ND	0.050	--	ND	0.383	--		1
trans-1,2-Dichloroethene	ND	0.020	--	ND	0.079	--		1
1,1-Dichloroethane	ND	0.020	--	ND	0.081	--		1
Methyl tert butyl ether	ND	0.200	--	ND	0.721	--		1
2-Butanone	ND	0.500	--	ND	1.47	--		1
cis-1,2-Dichloroethene	ND	0.020	--	ND	0.079	--		1
Chloroform	ND	0.020	--	ND	0.098	--		1
1,2-Dichloroethane	ND	0.020	--	ND	0.081	--		1
1,1,1-Trichloroethane	ND	0.020	--	ND	0.109	--		1
Benzene	ND	0.100	--	ND	0.319	--		1
Carbon tetrachloride	ND	0.020	--	ND	0.126	--		1

Project Name: BATCH CANISTER CERTIFICATION
Project Number: CANISTER QC BAT

Lab Number: L2542224
Report Date: 09/25/25

Air Canister Certification Results

Lab ID: L2542224-07
Client ID: CAN 1054 SHELF 34
Sample Location:

Date Collected: 07/08/25 10:00
Date Received: 07/08/25
Field Prep: Not Specified

Sample Depth:

Parameter	ppbV Results	ppbV RL	ppbV MDL	ug/m3 Results	ug/m3 RL	ug/m3 MDL	Qualifier	Dilution Factor
Volatile Organics in Air by SIM - Mansfield Air Lab								
1,2-Dichloropropane	ND	0.020	--	ND	0.092	--		1
Bromodichloromethane	ND	0.020	--	ND	0.134	--		1
1,4-Dioxane	ND	0.100	--	ND	0.360	--		1
Trichloroethene	ND	0.020	--	ND	0.107	--		1
cis-1,3-Dichloropropene	ND	0.020	--	ND	0.091	--		1
4-Methyl-2-pentanone	ND	0.500	--	ND	2.05	--		1
trans-1,3-Dichloropropene	ND	0.020	--	ND	0.091	--		1
1,1,2-Trichloroethane	ND	0.020	--	ND	0.109	--		1
Toluene	ND	0.100	--	ND	0.377	--		1
Dibromochloromethane	ND	0.020	--	ND	0.170	--		1
1,2-Dibromoethane	ND	0.020	--	ND	0.154	--		1
Tetrachloroethene	ND	0.020	--	ND	0.136	--		1
1,1,1,2-Tetrachloroethane	ND	0.020	--	ND	0.137	--		1
Chlorobenzene	ND	0.100	--	ND	0.461	--		1
Ethylbenzene	ND	0.020	--	ND	0.087	--		1
p/m-Xylene	ND	0.040	--	ND	0.174	--		1
Bromoform	ND	0.020	--	ND	0.207	--		1
Styrene	ND	0.020	--	ND	0.085	--		1
1,1,2,2-Tetrachloroethane	ND	0.020	--	ND	0.137	--		1
o-Xylene	ND	0.020	--	ND	0.087	--		1
Isopropylbenzene	ND	0.200	--	ND	0.983	--		1
4-Ethyltoluene	ND	0.020	--	ND	0.098	--		1
1,3,5-Trimethybenzene	ND	0.020	--	ND	0.098	--		1
1,2,4-Trimethylbenzene	ND	0.020	--	ND	0.098	--		1
Benzyl chloride	ND	0.100	--	ND	0.518	--		1
1,3-Dichlorobenzene	ND	0.020	--	ND	0.120	--		1
1,4-Dichlorobenzene	ND	0.020	--	ND	0.120	--		1

Project Name: BATCH CANISTER CERTIFICATION **Lab Number:** L2542224

Project Number: CANISTER QC BAT **Report Date:** 09/25/25

Air Canister Certification Results

Lab ID: L2542224-07
Client ID: CAN 1054 SHELF 34
Sample Location:

Date Collected: 07/08/25 10:00
Date Received: 07/08/25
Field Prep: Not Specified

Sample Depth:

Parameter	ppbV Results	ppbV RL	ppbV MDL	ug/m3 Results	ug/m3 RL	ug/m3 MDL	Qualifier	Dilution Factor
Volatile Organics in Air by SIM - Mansfield Air Lab								
sec-Butylbenzene	ND	0.200	--	ND	1.10	--		1
p-Isopropyltoluene	ND	0.200	--	ND	1.10	--		1
1,2-Dichlorobenzene	ND	0.020	--	ND	0.120	--		1
n-Butylbenzene	ND	0.200	--	ND	1.10	--		1
1,2,4-Trichlorobenzene	ND	0.050	--	ND	0.371	--		1
Naphthalene	ND	0.050	--	ND	0.262	--		1
1,2,3-Trichlorobenzene	ND	0.050	--	ND	0.371	--		1
Hexachlorobutadiene	ND	0.050	--	ND	0.533	--		1

Internal Standard	% Recovery	Qualifier	Acceptance Criteria
1,4-difluorobenzene	95		60-140
bromochloromethane	96		60-140
chlorobenzene-d5	94		60-140

Project Name: 136 FULLER ROAD
Project Number: 2222575.05

Lab Number: L2557633
Report Date: 09/25/25

Sample Receipt and Container Information

Were project specific reporting limits specified? YES

Cooler Information

Cooler	*Custody Seal*
NA	Absent

Container Information

Container ID	*Container Type*	*Cooler*	*Initial pH*	*Final pH*	*Temp deg C*	*Pres*	*Seal*	*Frozen Date/Time*	*Analysis(*)*
L2557633-01A	Canister - 1L (Batch Certified)	NA	NA			Y	Absent		TO15-LL(30)
L2557633-02A	Canister - 1L (Batch Certified)	NA	NA			Y	Absent		CLEAN-FEE()

*Values in parentheses indicate holding time in days

Project Name:	136 FULLER ROAD	**Lab Number:**	L2557633
Project Number:	2222575.05	**Report Date:**	09/25/25

GLOSSARY

Acronyms

DL - Detection Limit: This value represents the level to which target analyte concentrations are reported as estimated values, when those target analyte concentrations are quantified below the limit of quantitation (LOQ). The DL includes any adjustments from dilutions, concentrations or moisture content, where applicable. (DoD report formats only.)

EDL - Estimated Detection Limit: This value represents the level to which target analyte concentrations are reported as estimated values, when those target analyte concentrations are quantified below the reporting limit (RL). The EDL includes any adjustments from dilutions, concentrations or moisture content, where applicable. The use of EDLs is specific to the analysis of PAHs using Solid-Phase Microextraction (SPME).

EMPC - Estimated Maximum Possible Concentration: The concentration that results from the signal present at the retention time of an analyte when the ions meet all of the identification criteria except the ion abundance ratio criteria. An EMPC is a worst-case estimate of the concentration.

EPA - Environmental Protection Agency.

LCS - Laboratory Control Sample: A sample matrix, free from the analytes of interest, spiked with verified known amounts of analytes or a material containing known and verified amounts of analytes.

LCSD - Laboratory Control Sample Duplicate: Refer to LCS.

LFB - Laboratory Fortified Blank: A sample matrix, free from the analytes of interest, spiked with verified known amounts of analytes or a material containing known and verified amounts of analytes.

LOD - Limit of Detection: This value represents the level to which a target analyte can reliably be detected for a specific analyte in a specific matrix by a specific method. The LOD includes any adjustments from dilutions, concentrations or moisture content, where applicable. (DoD report formats only.)

LOQ - Limit of Quantitation: The value at which an instrument can accurately measure an analyte at a specific concentration. The LOQ includes any adjustments from dilutions, concentrations or moisture content, where applicable. (DoD report formats only.)

Limit of Quantitation: The value at which an instrument can accurately measure an analyte at a specific concentration. The LOQ includes any adjustments from dilutions, concentrations or moisture content, where applicable. (DoD report formats only.)

MDL - Method Detection Limit: This value represents the level to which target analyte concentrations are reported as estimated values, when those target analyte concentrations are quantified below the reporting limit (RL). The MDL includes any adjustments from dilutions, concentrations or moisture content, where applicable.

MS - Matrix Spike Sample: A sample prepared by adding a known mass of target analyte to a specified amount of matrix sample for which an independent estimate of target analyte concentration is available. For Method 332.0, the spike recovery is calculated using the native concentration, including estimated values.

MSD - Matrix Spike Sample Duplicate: Refer to MS.

NA - Not Applicable.

NC - Not Calculated: Term is utilized when one or more of the results utilized in the calculation are non-detect at the parameter's reporting unit.

NDPA/DPA - N-Nitrosodiphenylamine/Diphenylamine.

NI - Not Ignitable.

NP - Non-Plastic: Term is utilized for the analysis of Atterberg Limits in soil.

NR - No Results: Term is utilized when 'No Target Compounds Requested' is reported for the analysis of Volatile or Semivolatile Organic TIC only requests.

RL - Reporting Limit: The value at which an instrument can accurately measure an analyte at a specific concentration. The RL includes any adjustments from dilutions, concentrations or moisture content, where applicable.

RPD - Relative Percent Difference: The results from matrix and/or matrix spike duplicates are primarily designed to assess the precision of analytical results in a given matrix and are expressed as relative percent difference (RPD). Values which are less than five times the reporting limit for any individual parameter are evaluated by utilizing the absolute difference between the values; although the RPD value will be provided in the report.

SRM - Standard Reference Material: A reference sample of a known or certified value that is of the same or similar matrix as the associated field samples.

STLP - Semi-dynamic Tank Leaching Procedure per EPA Method 1315.

TEF - Toxic Equivalency Factors: The values assigned to each dioxin and furan to evaluate their toxicity relative to 2,3,7,8-TCDD.

TEQ - Toxic Equivalent: The measure of a sample's toxicity derived by multiplying each dioxin and furan by its corresponding TEF and then summing the resulting values.

TIC - Tentatively Identified Compound: A compound that has been identified to be present and is not part of the target compound list (TCL) for the method and/or program. All TICs are qualitatively identified and reported as estimated concentrations.

Report Format: Data Usability Report

Project Name:	136 FULLER ROAD	**Lab Number:**	L2557633
Project Number:	2222575.05	**Report Date:**	09/25/25

Footnotes

1 - The reference for this analyte should be considered modified since this analyte is absent from the target analyte list of the original method.

Terms

Analytical Method: Both the document from which the method originates and the analytical reference method. (Example: EPA 8260B is shown as 1,8260B.) The codes for the reference method documents are provided in the References section of the Addendum.

Chlordane: The target compound Chlordane (CAS No. 57-74-9) is reported for GC ECD analyses. Per EPA,this compound "refers to a mixture of chlordane isomers, other chlorinated hydrocarbons and numerous other components." (Reference: USEPA Toxicological Review of Chlordane, In Support of Summary Information on the Integrated Risk Information System (IRIS), December 1997.)

Difference: With respect to Total Oxidizable Precursor (TOP) Assay analysis, the difference is defined as the Post-Treatment value minus the Pre-Treatment value.

Final pH: As it pertains to Sample Receipt & Container Information section of the report, Final pH reflects pH of container determined after adjustment at the laboratory, if applicable. If no adjustment required, value reflects Initial pH.

Frozen Date/Time: With respect to Volatile Organics in soil, Frozen Date/Time reflects the date/time at which associated Reagent Water-preserved vials were initially frozen. Note: If frozen date/time is beyond 48 hours from sample collection, value will be reflected in 'bold'.

Gasoline Range Organics (GRO): Gasoline Range Organics (GRO) results include all chromatographic peaks eluting from Methyl tert butyl ether through Naphthalene, with the exception of GRO analysis in support of State of Ohio programs, which includes all chromatographic peaks eluting from Hexane through Dodecane.

Initial pH: As it pertains to Sample Receipt & Container Information section of the report, Initial pH reflects pH of container determined upon receipt, if applicable.

PAH Total: With respect to Alkylated PAH analyses, the 'PAHs, Total' result is defined as the summation of results for all or a subset of the following compounds: Naphthalene, C1-C4 Naphthalenes, 2-Methylnaphthalene, 1-Methylnaphthalene, Biphenyl, Acenaphthylene, Acenaphthene, Fluorene, C1-C3 Fluorenes, Phenanthrene, C1-C4 Phenanthrenes/Anthracenes, Anthracene, Fluoranthene, Pyrene, C1-C4 Fluoranthenes/Pyrenes, Benz(a)anthracene, Chrysene, C1-C4 Chrysenes, Benzo(b)fluoranthene, Benzo(j)+(k)fluoranthene, Benzo(e)pyrene, Benzo(a)pyrene, Perylene, Indeno(1,2,3-cd)pyrene, Dibenz(ah)+(ac)anthracene, Benzo(g,h,i)perylene. If a 'Total' result is requested, the results of its individual components will also be reported.

PFAS Total: With respect to PFAS analyses, the 'PFAS, Total (5)' result is defined as the summation of results for: PFHpA, PFHxS, PFOA, PFNA and PFOS. In addition, the 'PFAS, Total (6)' result is defined as the summation of results for: PFHpA, PFHxS, PFOA, PFNA, PFDA and PFOS. For MassDEP DW compliance analysis only, the 'PFAS, Total (6)' result is defined as the summation of results at or above the RL. Note: If a 'Total' result is requested, the results of its individual components will also be reported.

Total: With respect to Organic analyses, a 'Total' result is defined as the summation of results for individual isomers or Aroclors. If a 'Total' result is requested, the results of its individual components will also be reported. This is applicable to 'Total' results for methods 8260, 8081 and 8082.

Data Qualifiers

A - Spectra identified as "Aldol Condensates" are byproducts of the extraction/concentration procedures when acetone is introduced in the process.

B - The analyte was detected above the reporting limit in the associated method blank. Flag only applies to associated field samples that have detectable concentrations of the analyte at less than ten times (10x) the concentration found in the blank. For MCP-related projects, flag only applies to associated field samples that have detectable concentrations of the analyte at less than ten times (10x) the concentration found in the blank. For DOD-related projects, flag only applies to associated field samples that have detectable concentrations of the analyte at less than ten times (10x) the concentration found in the blank AND the analyte was detected above one-half the reporting limit (or above the reporting limit for common lab contaminants) in the associated method blank. For NJ-Air-related projects, flag only applies to associated field samples that have detectable concentrations of the analyte above the reporting limit. For NJ-related projects (excluding Air), flag only applies to associated field samples that have detectable concentrations of the analyte, which was detected above the reporting limit in the associated method blank or above five times the reporting limit for common lab contaminants (Phthalates, Acetone, Methylene Chloride, 2-Butanone).

C - Co-elution: The target analyte co-elutes with a known lab standard (i.e. surrogate, internal standards, etc.) for co-extracted analyses.

D - Concentration of analyte was quantified from diluted analysis. Flag only applies to field samples that have detectable concentrations of the analyte.

E - Concentration of analyte exceeds the range of the calibration curve and/or linear range of the instrument.

F - The ratio of quantifier ion response to qualifier ion response falls outside of the laboratory criteria. Results are considered to be an estimated maximum concentration.

G - The concentration may be biased high due to matrix interferences (i.e, co-elution) with non-target compound(s). The result should be considered estimated.

H - The analysis of pH was performed beyond the regulatory-required holding time of 15 minutes from the time of sample collection.

I - The lower value for the two columns has been reported due to obvious interference.

J - Estimated value. This represents an estimated concentration for Tentatively Identified Compounds (TICs).

M - Reporting Limit (RL) exceeds the MCP CAM Reporting Limit for this analyte.

Report Format: Data Usability Report

Project Name:	136 FULLER ROAD	**Lab Number:**	L2557633
Project Number:	2222575.05	**Report Date:**	09/25/25

Data Qualifiers

ND - Not detected at the reporting limit (RL) for the sample.

NJ - Presumptive evidence of compound. This represents an estimated concentration for Tentatively Identified Compounds (TICs), where the identification is based on a mass spectral library search.

P - The RPD between the results for the two columns exceeds the method-specified criteria.

Q - The quality control sample exceeds the associated acceptance criteria. For DOD-related projects, LCS and/or Continuing Calibration Standard exceedences are also qualified on all associated sample results. Note: This flag is not applicable for matrix spike recoveries when the sample concentration is greater than 4x the spike added or for batch duplicate RPD when the sample concentrations are less than 5x the RL. (Metals only.)

R - Analytical results are from sample re-analysis.

RE - Analytical results are from sample re-extraction.

S - Analytical results are from modified screening analysis.

V - The surrogate associated with this target analyte has a recovery outside the QC acceptance limits. (Applicable to MassDEP DW Compliance samples only.)

Z - The batch matrix spike and/or duplicate associated with this target analyte has a recovery/RPD outside the QC acceptance limits. (Applicable to MassDEP DW Compliance samples only.)

Report Format: Data Usability Report

Project Name: 136 FULLER ROAD
Project Number: 2222575.05
Lab Number: L2557633
Report Date: 09/25/25

REFERENCES

48 Compendium of Methods for the Determination of Toxic Organic Compounds in Ambient Air. Second Edition. EPA/625/R-96/010b, January 1999.

LIMITATION OF LIABILITIES

Pace Analytical Services performs services with reasonable care and diligence normal to the analytical testing laboratory industry. In the event of an error, the sole and exclusive responsibility of Pace Analytical Services shall be to re-perform the work at it's own expense. In no event shall Pace Analytical Services be held liable for any incidental, consequential or special damages, including but not limited to, damages in any way connected with the use of, interpretation of, information or analysis provided by Pace Analytical Services.

We strongly urge our clients to comply with EPA protocol regarding sample volume, preservation, cooling, containers, sampling procedures, holding time and splitting of samples in the field.

Certification Information

The following analytes are not included in our Primary NELAP Scope of Accreditation:

Westborough Facility – 8 Walkup Dr. Westborough, MA 01581
EPA 624.1: m/p-xylene, o-xylene, Naphthalene
EPA 625.1: alpha-Terpineol
EPA 8260D: NPW: 1,2,4,5-Tetramethylbenzene; 4-Ethyltoluene; SCM: Iodomethane (methyl iodide), 1,2,4,5-Tetramethylbenzene; 4-Ethyltoluene.
EPA 8270E: NPW: Dimethylnaphthalene,1,4-Diphenylhydrazine, alpha-Terpineol, Azobenzene; SCM: Dimethylnaphthalene,1,4-Diphenylhydrazine.
SM4500: NPW: Amenable Cyanide; SCM: Total Phosphorus, TKN, NO2, NO3.

Mansfield Facility – 320 Forbes Blvd. Mansfield, MA 02048
SM 2540D: TSS.
EPA TO-15: Halothane, 2,4,4-Trimethyl-2-pentene, 2,4,4-Trimethyl-1-pentene, Thiophene, 2-Methylthiophene, 3-Methylthiophene, 2-Ethylthiophene, 1,2,3-Trimethylbenzene, Indan, Indene, 1,2,4,5-Tetramethylbenzene, Benzothiophene, 1-Methylnaphthalene.
MADEP-APH.
Nonpotable Water: EPA RSK-175 Dissolved Gases
Biological Tissue Matrix: EPA 3050B

Mansfield Facility – 120 Forbes Blvd. Mansfield, MA 02048
EPA TO-15: Halothane, 2,4,4-Trimethyl-2-pentene, 2,4,4-Trimethyl-1-pentene, Thiophene, 2-Methylthiophene, 3-Methylthiophene, 2-Ethylthiophene, 1,2,3-Trimethylbenzene, Indan, Indene, 1,2,4,5-Tetramethylbenzene, Benzothiophene, 1-Methylnaphthalene.
Nonpotable Water: EPA RSK-175 Dissolved Gases

The following test method is not included in our New Jersey Secondary NELAP Scope of Accreditation:

Mansfield Facility – 320 Forbes Blvd. Mansfield, MA 02048
Determination of Selected Perfluorinated Alkyl Substances by Solid Phase Extraction and Liquid Chromatography/Tandem Mass Spectrometry Isotope Dilution (via Alpha SOP 23528)

The following analytes are included in our Massachusetts DEP Scope of Accreditation

Westborough Facility – 8 Walkup Dr. Westborough, MA 01581

Drinking Water
EPA 300.0: Chloride, Nitrate-N, Fluoride, Sulfate; **EPA 353.2**: Nitrate-N, Nitrite-N; **SM4500NO3-F**: Nitrate-N, Nitrite-N; **SM4500F-C, SM4500CN-CE, EPA 180.1, SM2130B, SM4500Cl-D, SM2320B, SM2540C, SM4500H-B, SM4500NO2-B**
EPA 524.2: THMs and VOCs; **EPA 504.1:** EDB, DBCP.
Microbiology: **SM9215B; SM9223-P/A, SM9223B-Colilert-QT,SM9222D**.

Non-Potable Water
SM4500H,B, EPA 120.1, SM2510B, SM2540C, SM2320B, SM4500CL-E, SM4500F-BC, SM4500NH3-BH: Ammonia-N and Kjeldahl-N, **EPA 350.1**: Ammonia-N, **LACHAT 10-107-06-1-B**: Ammonia-N, **EPA 351.1, SM4500NO3-F, EPA 353.2**: Nitrate-N**, SM4500P-E, SM4500P-B, E, SM4500SO4-E, SM5220D, EPA 410.4, SM5210B, SM5310C, SM4500CL-D, SM4500CL-G, EPA 1664, EPA 420.1, SM4500-CN-CE, SM2540D, EPA 300: Chloride, Sulfate, Nitrate.**
EPA 624.1: Volatile Halocarbons & Aromatics,
EPA 608.3: Chlordane, Toxaphene, Aldrin, alpha-BHC, beta-BHC, gamma-BHC, delta-BHC, Dieldrin, DDD, DDE, DDT, Endosulfan I, Endosulfan II, Endosulfan sulfate, Endrin, Endrin Aldehyde, Heptachlor, Heptachlor Epoxide, PCBs
EPA 625.1: SVOC (Acid/Base/Neutral Extractables).
Microbiology: **SM9223B-Colilert-QT; Enterolert-QT.**

Mansfield Facility – 320 Forbes Blvd. Mansfield, MA 02048

Drinking Water
EPA 200.7: Al, Ba, Cd, Cr, Cu, Fe, Mn, Ni, Na, Ag, Ca, Zn. **EPA 200.8:** Al, Sb, As, Ba, Be, Cd, Cr, Cu, Pb, Mn, Ni, Se, Ag, TL, Zn. **EPA 245.1** Hg.
EPA 522, EPA 537.1.

Non-Potable Water
EPA 200.7: Al, Sb, As, Be, Cd, Ca, Cr, Co, Cu, Fe, Pb, Mg, Mn, Mo, Ni, K, Se, Ag, Na, Sr, TL, Ti, V, Zn.
EPA 200.8: Al, Sb**,** As, Be, Cd, Ca, Cr, Cu, Fe, Pb, Mg, Mn, Ni, K, Se, Ag, Na, TL, Zn.
EPA 245.1: Hg. **EPA 245.7:** Hg.
SM2340B

Certification IDs:

Westborough Facility – 8 Walkup Dr. Westborough, MA 01581
CT PH-0826, IL 200077, IN C-MA-03, KY kY98045, ME MA00086, MD 348, MA M-MA086, NH 2064, NJ MA935, NY 11148, NC (DW) 25700, NC (NPW/SCM) 666, OR MA-1316, PA 68-03671, RI LAO00065, TX T104704476, VT VT-0935, VA 460195

Mansfield Facility – 320 Forbes Blvd. Mansfield, MA 02048
MA M-MA00030, CT PH-0825, ANAB/DoD L2474, IL 200081, IN C-MA-04, KY KY98046, LA 85084, ME MA00030, MI 9110, MN 025-999-495, NH 2062, NJ MA015, NY 11627, NC (NPW/SCM) 685, OR MA-0262, PA 68-02089, RI LAO00299, TX T-104704419, VT VT-0015, VA 460194, WA C954

Mansfield Facility – 120 Forbes Blvd. Mansfield, MA 02048
ANAB/DoD L2474, LA 245052, ME MA01156, MN 025-999-498, NH 2249, NJ MA025, NY 12191, OR 4203, TX T104704583, VA 460311, WA C1104.

For a complete listing of analytes and methods, please contact your Project Manager.

AIR ANALYSIS

PAGE 1 OF 1

Pace ANALYTICAL SERVICES

CHAIN OF CUSTODY

120 Forbes Blvd, Mansfield, MA 02048
TEL 508-822-9300 FAX 508-822-3288

Date Rec'd in Lab: 9/12/25

Pace® Job #: L2557633

Client Information

Client: LaBella Associates

Address: 4 British American Blvd
Latham, NY 12110

Phone: 720-626-6362

Fax:

Email: bfields@labellapc.com

☐ These samples have been previously analyzed by Pace

Project Information

Project Name: 136 Fuller Road

Project Location: Albany, NY

Project #: 2222575.05

Project Manager: Brennan Fields

Pace® Quote #:

Turn-Around Time

☑ Standard ☐ RUSH (pre-approval)

Date Due: Time:

Report Information - Data Deliverables

☐ FAX
☐ ADEx
Criteria Checker:
(Default based on Regulatory Criteria indicated)
Other Formats:
☑ EMAIL (standard pdf report)
☐ Additional Deliverables

Report to: (if different than Project Manager)

Billing Information

☑ Same as Client info PO #: 2222575.05

APPS@labellapc.com

Regulatory Requirements/Report Limits

State/Fed	Program	Res / Comm

Other Project Specific Requirements/Comments:

Project-Specific Target Compound List ☐

All Columns Below Must Be Filled Out

PACE Lab ID (Lab Use Only)	Sample ID	COLLECTION End Date	Start Time	End Time	Initial Vacuum	Final Vacuum	Sample Matrix*	Sampler's Initials	Can Size	ID Can	ID - Flow Controller	TO-15	TO-15 SIM	APH	Fixed Gases	Sulfides & Mercaptans by TO-15	Sample Comments (i.e. PID)
576331-01	Effluent_AUG25	9/11/25		1430	-28.5	0	SV	BF	1L	4133	0810	X					8.8 ppm

ANALYSIS

*SAMPLE MATRIX CODES

AA = Ambient Air (Indoor/Outdoor)
SV = Soil Vapor/Landfill Gas/SVE
Other = Please Specify

Container Type

Please print clearly, legibly and completely. Samples can not be logged in and turnaround time clock will not start until any ambiguities are resolved. All samples submitted are subject to Pace's Terms and Conditions. See reverse side.

Relinquished By	Date/Time	Received By	Date/Time
Brennan Fields / LaBella	9/11/25 15:15	Pace	9/11 15:15
	9/11 15:19		9/11 2200
	9/12 1300		

9/12/25 0500 PACE 9/12/25 0813

Form No 101 02 Rev. (26-Sep-16)

Sample Delivery Group Summary

Pace Job Number : L2557633

Account Name : LaBella Associates, P.C.
Project Number : 2222575.05
Project Name : 136 FULLER ROAD

Received : 11-SEP-2025
Reviewer : Christopher J Anderson

Delivery Information

Samples Delivered By : Pace Courier

Chain of Custody : Present

Cooler Information

Cooler	Seal/Seal#	Preservation	Temperature(°C)	Additional Information
NA	Absent/			

Condition Information

1) All samples on COC received?	**YES**
2) Extra samples received?	**NO**
3) Are there any sample container discrepancies?	**NO**
4) Are there any discrepancies between COC & sample labels?	**NO**
5) Are samples in appropriate containers for requested analysis?	**YES**
6) Are samples properly preserved for requested analysis?	**YES**
7) Are samples within holding time for requested analysis?	**YES**
8) All sampling equipment returned?	**YES**

Volatile Organics/VPH

1) Reagent Water Vials Frozen by Client?	**NA**

ANALYTICAL REPORT

Lab Number:	L2557633
Client:	LaBella Associates, P.C. 4 British American Boulevard Latham, NY 12110
ATTN:	Branson Fields
Phone:	(518) 266-7355
Project Name:	136 FULLER ROAD
Project Number:	2222575.05
Report Date:	09/25/25

The original project report/data package is held by Pace Analytical Services. This report/data package is paginated and should be reproduced only in its entirety. Pace Analytical Services holds no responsibility for results and/or data that are not consistent with the original.

Certifications & Approvals: NH ELAP (2249).

120 Forbes Boulevard, Mansfield, MA 02048-1806
508-822-9300 (Fax) 508-822-3288 800-624-9220 - www.pacelabs.com

Project Name: 136 FULLER ROAD
Project Number: 2222575.05

Lab Number: L2557633
Report Date: 09/25/25

Lab Sample ID	Client ID	Matrix	Sample Location	Collection Date/Time	Receive Date
L2557633-01	EFFLUENT_AUG25	SOIL_VAPOR	ALBANY, NY	09/11/25 14:30	09/11/25
L2557633-02	UNUSED CAN #6105	SOIL_VAPOR	ALBANY, NY	09/11/25 14:30	09/11/25

Project Name:	136 FULLER ROAD	**Lab Number:**	L2557633
Project Number:	2222575.05	**Report Date:**	09/25/25

Case Narrative

The samples were received in accordance with the Chain of Custody and no significant deviations were encountered during the preparation or analysis unless otherwise noted. Sample Receipt, Container Information, and the Chain of Custody are located at the back of the report.

Results contained within this report relate only to the samples submitted under this Pace Lab Number and meet NELAP requirements for all NELAP accredited parameters unless otherwise noted in the following narrative. The data presented in this report is organized by parameter (i.e. VOC, SVOC, etc.). Sample specific Quality Control data (i.e. Surrogate Spike Recovery) is reported at the end of the target analyte list for each individual sample, followed by the Laboratory Batch Quality Control at the end of each parameter. Tentatively Identified Compounds (TICs), if requested, are reported for compounds identified to be present and are not part of the method/program Target Compound List, even if only a subset of the TCL are being reported. If a sample was re-analyzed or re-extracted due to a required quality control corrective action and if both sets of data are reported, the Laboratory ID of the re-analysis or re-extraction is designated with an "R" or "RE", respectively.

When multiple Batch Quality Control elements are reported (e.g. more than one LCS), the associated samples for each element are noted in the grey shaded header line of each data table. Any Laboratory Batch, Sample Specific % recovery or RPD value that is outside the listed Acceptance Criteria is bolded in the report. In reference to questions H (CAM) or 4 (RCP) when "NO" is checked, the performance criteria for CAM and RCP methods allow for some quality control failures to occur and still be within method compliance. In these instances, the specific failure is not narrated but noted in the associated QC Outlier Summary Report, located directly after the Case Narrative. QC information is also incorporated in the Data Usability Assessment table (Format 11) of our Data Merger tool, where it can be reviewed in conjunction with the sample result, associated regulatory criteria and any associated data usability implications.

Soil/sediments and solids are reported on a dry weight basis unless otherwise noted. Tissues are reported "as received" or on a wet weight basis, unless otherwise noted. Definitions of all data qualifiers and acronyms used in this report are provided in the Glossary located at the back of the report.

HOLD POLICY - For samples submitted on hold, Pace's policy is to hold samples (with the exception of Air canisters) free of charge for 21 calendar days from the date the project is completed. After 21 calendar days, we will dispose of all samples submitted including those put on hold unless you have contacted your Pace Project Manager and made arrangements for Pace to continue to hold the samples. Air canisters will be disposed after 3 business days from the date the project is completed.

Please contact Project Management at 800-624-9220 with any questions.

Project Name:	136 FULLER ROAD	**Lab Number:**	L2557633
Project Number:	2222575.05	**Report Date:**	09/25/25

Case Narrative (continued)

Volatile Organics in Air

Canisters were released from the laboratory on July 17 and August 13, 2025. The canister certification data is provided as an addendum.

L2557633-01D: The sample has elevated detection limits due to the dilution required by the elevated concentrations of target compounds in the sample.

The WG2119241-3 LCS recovery associated with L2557633-01D is above the upper 130% acceptance limit for 1,2-dichloro-1,1,2,2-tetrafluoroethane (134%). All samples associated with this LCS do not have reportable amounts of this analyte.

I, the undersigned, attest under the pains and penalties of perjury that, to the best of my knowledge and belief and based upon my personal inquiry of those responsible for providing the information contained in this analytical report, such information is accurate and complete. This certificate of analysis is not complete unless this page accompanies any and all pages of this report.

Authorized Signature: Christopher J. Anderson

Title: Technical Director/Representative Date: 09/25/25

AIR

Project Name: 136 FULLER ROAD
Project Number: 2222575.05

Lab Number: L2557633
Report Date: 09/25/25

SAMPLE RESULTS

Lab ID: L2557633-01 D
Client ID: EFFLUENT_AUG25
Sample Location: ALBANY, NY

Date Collected: 09/11/25 14:30
Date Received: 09/11/25
Field Prep: Not Specified

Sample Depth:
Matrix: Soil_Vapor
Anaytical Method: 48,TO-15
Analytical Date: 09/25/25 08:35
Analyst: RAY

Parameter	ppbV Results	ppbV RL	ppbV MDL	ug/m3 Results	ug/m3 RL	ug/m3 MDL	Qualifier	Dilution Factor
Volatile Organics in Air - Mansfield Air Lab								
Dichlorodifluoromethane	25.7	8.39	--	127	41.5	--		41.95
Chloromethane	ND	8.39	--	ND	17.3	--		41.95
Freon-114	ND	8.39	--	ND	58.6	--		41.95
Vinyl chloride	28.5	8.39	--	72.9	21.4	--		41.95
1,3-Butadiene	ND	8.39	--	ND	18.6	--		41.95
Bromomethane	ND	8.39	--	ND	32.6	--		41.95
Chloroethane	26.3	8.39	--	69.4	22.1	--		41.95
Ethanol	ND	210	--	ND	396	--		41.95
Vinyl bromide	ND	8.39	--	ND	36.7	--		41.95
Acetone	ND	42.0	--	ND	99.8	--		41.95
Trichlorofluoromethane	71.8	8.39	--	403	47.1	--		41.95
Isopropanol	82.0	42.0	--	202	103	--		41.95
1,1-Dichloroethene	42.5	8.39	--	169	33.3	--		41.95
Tertiary butyl Alcohol	ND	21.0	--	ND	63.7	--		41.95
Methylene chloride	ND	21.0	--	ND	73.0	--		41.95
3-Chloropropene	ND	8.39	--	ND	26.3	--		41.95
Carbon disulfide	ND	8.39	--	ND	26.1	--		41.95
Freon-113	ND	8.39	--	ND	64.3	--		41.95
trans-1,2-Dichloroethene	11.5	8.39	--	45.6	33.3	--		41.95
1,1-Dichloroethane	240	8.39	--	971	34.0	--		41.95
Methyl tert butyl ether	ND	8.39	--	ND	30.2	--		41.95
2-Butanone	ND	21.0	--	ND	61.9	--		41.95
cis-1,2-Dichloroethene	1660	8.39	--	6580	33.3	--		41.95

Project Name: 136 FULLER ROAD
Project Number: 2222575.05
Lab Number: L2557633
Report Date: 09/25/25

SAMPLE RESULTS

Lab ID: L2557633-01 D
Client ID: EFFLUENT_AUG25
Sample Location: ALBANY, NY

Date Collected: 09/11/25 14:30
Date Received: 09/11/25
Field Prep: Not Specified

Sample Depth:

Parameter	ppbV Results	ppbV RL	ppbV MDL	ug/m3 Results	ug/m3 RL	ug/m3 MDL	Qualifier	Dilution Factor
Volatile Organics in Air - Mansfield Air Lab								
Ethyl Acetate	ND	21.0	--	ND	75.7	--		41.95
Chloroform	ND	8.39	--	ND	41.0	--		41.95
Tetrahydrofuran	ND	21.0	--	ND	61.9	--		41.95
1,2-Dichloroethane	ND	8.39	--	ND	34.0	--		41.95
n-Hexane	ND	8.39	--	ND	29.6	--		41.95
1,1,1-Trichloroethane	286	8.39	--	1560	45.8	--		41.95
Benzene	ND	8.39	--	ND	26.8	--		41.95
Carbon tetrachloride	ND	8.39	--	ND	52.8	--		41.95
Cyclohexane	ND	8.39	--	ND	28.9	--		41.95
1,2-Dichloropropane	ND	8.39	--	ND	38.8	--		41.95
Bromodichloromethane	ND	8.39	--	ND	56.2	--		41.95
1,4-Dioxane	9.19	8.39	--	33.1	30.2	--		41.95
Trichloroethene	172	8.39	--	924	45.1	--		41.95
2,2,4-Trimethylpentane	ND	8.39	--	ND	39.2	--		41.95
Heptane	ND	8.39	--	ND	34.4	--		41.95
cis-1,3-Dichloropropene	ND	8.39	--	ND	38.1	--		41.95
4-Methyl-2-pentanone	ND	21.0	--	ND	86.1	--		41.95
trans-1,3-Dichloropropene	ND	8.39	--	ND	38.1	--		41.95
1,1,2-Trichloroethane	ND	8.39	--	ND	45.8	--		41.95
Toluene	ND	8.39	--	ND	31.6	--		41.95
2-Hexanone	ND	8.39	--	ND	34.4	--		41.95
Dibromochloromethane	ND	8.39	--	ND	71.5	--		41.95
1,2-Dibromoethane	ND	8.39	--	ND	64.5	--		41.95
Tetrachloroethene	2160	8.39	--	14600	56.9	--		41.95
Chlorobenzene	ND	8.39	--	ND	38.6	--		41.95
Ethylbenzene	ND	8.39	--	ND	36.4	--		41.95

Project Name: 136 FULLER ROAD
Project Number: 2222575.05
Lab Number: L2557633
Report Date: 09/25/25

SAMPLE RESULTS

Lab ID: L2557633-01 D
Client ID: EFFLUENT_AUG25
Sample Location: ALBANY, NY

Date Collected: 09/11/25 14:30
Date Received: 09/11/25
Field Prep: Not Specified

Sample Depth:

Parameter	ppbV Results	ppbV RL	ppbV MDL	ug/m3 Results	ug/m3 RL	ug/m3 MDL	Qualifier	Dilution Factor
Volatile Organics in Air - Mansfield Air Lab								
p/m-Xylene	ND	16.8	--	ND	73.0	--		41.95
Bromoform	ND	8.39	--	ND	86.7	--		41.95
Styrene	ND	8.39	--	ND	35.7	--		41.95
1,1,2,2-Tetrachloroethane	ND	8.39	--	ND	57.6	--		41.95
o-Xylene	ND	8.39	--	ND	36.4	--		41.95
4-Ethyltoluene	ND	8.39	--	ND	41.2	--		41.95
1,3,5-Trimethylbenzene	ND	8.39	--	ND	41.2	--		41.95
1,2,4-Trimethylbenzene	ND	8.39	--	ND	41.2	--		41.95
Benzyl chloride	ND	8.39	--	ND	43.4	--		41.95
1,3-Dichlorobenzene	ND	8.39	--	ND	50.4	--		41.95
1,4-Dichlorobenzene	ND	8.39	--	ND	50.4	--		41.95
1,2-Dichlorobenzene	ND	8.39	--	ND	50.4	--		41.95
1,2,4-Trichlorobenzene	ND	8.39	--	ND	62.3	--		41.95
Naphthalene	ND	7.97	--	ND	41.8	--		41.95
Hexachlorobutadiene	ND	8.39	--	ND	89.5	--		41.95

Internal Standard	% Recovery	Qualifier	Acceptance Criteria
1,4-Difluorobenzene	115		60-140
Bromochloromethane	100		60-140
chlorobenzene-d5	105		60-140

Project Name: 136 FULLER ROAD
Project Number: 2222575.05
Lab Number: L2557633
Report Date: 09/25/25

Method Blank Analysis
Batch Quality Control

Analytical Method: 48,TO-15
Analytical Date: 09/24/25 18:26

Parameter	ppbV Results	ppbV RL	ppbV MDL	ug/m3 Results	ug/m3 RL	ug/m3 MDL	Qualifier	Dilution Factor
Volatile Organics in Air - Mansfield Air Lab for sample(s): 01 Batch: WG2119241-4								
Dichlorodifluoromethane	ND	0.200	--	ND	0.989	--		1
Chloromethane	ND	0.200	--	ND	0.413	--		1
Freon-114	ND	0.200	--	ND	1.40	--		1
Vinyl chloride	ND	0.200	--	ND	0.511	--		1
1,3-Butadiene	ND	0.200	--	ND	0.442	--		1
Bromomethane	ND	0.200	--	ND	0.777	--		1
Chloroethane	ND	0.200	--	ND	0.528	--		1
Ethanol	ND	5.00	--	ND	9.42	--		1
Vinyl bromide	ND	0.200	--	ND	0.874	--		1
Acetone	ND	1.00	--	ND	2.38	--		1
Trichlorofluoromethane	ND	0.200	--	ND	1.12	--		1
Isopropanol	ND	1.00	--	ND	2.46	--		1
1,1-Dichloroethene	ND	0.200	--	ND	0.793	--		1
Tertiary butyl Alcohol	ND	0.500	--	ND	1.52	--		1
Methylene chloride	ND	0.500	--	ND	1.74	--		1
3-Chloropropene	ND	0.200	--	ND	0.626	--		1
Carbon disulfide	ND	0.200	--	ND	0.623	--		1
Freon-113	ND	0.200	--	ND	1.53	--		1
trans-1,2-Dichloroethene	ND	0.200	--	ND	0.793	--		1
1,1-Dichloroethane	ND	0.200	--	ND	0.809	--		1
Methyl tert butyl ether	ND	0.200	--	ND	0.721	--		1
2-Butanone	ND	0.500	--	ND	1.47	--		1
cis-1,2-Dichloroethene	ND	0.200	--	ND	0.793	--		1
Ethyl Acetate	ND	0.500	--	ND	1.80	--		1
Chloroform	ND	0.200	--	ND	0.977	--		1

Project Name: 136 FULLER ROAD
Project Number: 2222575.05
Lab Number: L2557633
Report Date: 09/25/25

Method Blank Analysis
Batch Quality Control

Analytical Method: 48,TO-15
Analytical Date: 09/24/25 18:26

Parameter	ppbV Results	ppbV RL	ppbV MDL	ug/m3 Results	ug/m3 RL	ug/m3 MDL	Qualifier	Dilution Factor
Volatile Organics in Air - Mansfield Air Lab for sample(s): 01 Batch: WG2119241-4								
Tetrahydrofuran	ND	0.500	--	ND	1.47	--		1
1,2-Dichloroethane	ND	0.200	--	ND	0.809	--		1
n-Hexane	ND	0.200	--	ND	0.705	--		1
1,1,1-Trichloroethane	ND	0.200	--	ND	1.09	--		1
Benzene	ND	0.200	--	ND	0.639	--		1
Carbon tetrachloride	ND	0.200	--	ND	1.26	--		1
Cyclohexane	ND	0.200	--	ND	0.688	--		1
1,2-Dichloropropane	ND	0.200	--	ND	0.924	--		1
Bromodichloromethane	ND	0.200	--	ND	1.34	--		1
1,4-Dioxane	ND	0.200	--	ND	0.721	--		1
Trichloroethene	ND	0.200	--	ND	1.07	--		1
2,2,4-Trimethylpentane	ND	0.200	--	ND	0.934	--		1
Heptane	ND	0.200	--	ND	0.820	--		1
cis-1,3-Dichloropropene	ND	0.200	--	ND	0.908	--		1
4-Methyl-2-pentanone	ND	0.500	--	ND	2.05	--		1
trans-1,3-Dichloropropene	ND	0.200	--	ND	0.908	--		1
1,1,2-Trichloroethane	ND	0.200	--	ND	1.09	--		1
Toluene	ND	0.200	--	ND	0.754	--		1
2-Hexanone	ND	0.200	--	ND	0.820	--		1
Dibromochloromethane	ND	0.200	--	ND	1.70	--		1
1,2-Dibromoethane	ND	0.200	--	ND	1.54	--		1
Tetrachloroethene	ND	0.200	--	ND	1.36	--		1
Chlorobenzene	ND	0.200	--	ND	0.921	--		1
Ethylbenzene	ND	0.200	--	ND	0.869	--		1
p/m-Xylene	ND	0.400	--	ND	1.74	--		1

Project Name: 136 FULLER ROAD
Project Number: 2222575.05
Lab Number: L2557633
Report Date: 09/25/25

Method Blank Analysis
Batch Quality Control

Analytical Method: 48,TO-15
Analytical Date: 09/24/25 18:26

Parameter	ppbV Results	ppbV RL	ppbV MDL	ug/m3 Results	ug/m3 RL	ug/m3 MDL	Qualifier	Dilution Factor
Volatile Organics in Air - Mansfield Air Lab for sample(s): 01 Batch: WG2119241-4								
Bromoform	ND	0.200	--	ND	2.07	--		1
Styrene	ND	0.200	--	ND	0.852	--		1
1,1,2,2-Tetrachloroethane	ND	0.200	--	ND	1.37	--		1
o-Xylene	ND	0.200	--	ND	0.869	--		1
4-Ethyltoluene	ND	0.200	--	ND	0.983	--		1
1,3,5-Trimethylbenzene	ND	0.200	--	ND	0.983	--		1
1,2,4-Trimethylbenzene	ND	0.200	--	ND	0.983	--		1
Benzyl chloride	ND	0.200	--	ND	1.04	--		1
1,3-Dichlorobenzene	ND	0.200	--	ND	1.20	--		1
1,4-Dichlorobenzene	ND	0.200	--	ND	1.20	--		1
1,2-Dichlorobenzene	ND	0.200	--	ND	1.20	--		1
1,2,4-Trichlorobenzene	ND	0.200	--	ND	1.48	--		1
Naphthalene	ND	0.190	--	ND	0.996	--		1
Hexachlorobutadiene	ND	0.200	--	ND	2.13	--		1

Lab Control Sample Analysis
Batch Quality Control

Project Name: 136 FULLER ROAD
Project Number: 2222575.05

Lab Number: L2557633
Report Date: 09/25/25

Parameter	LCS %Recovery	Qual	LCSD %Recovery	Qual	%Recovery Limits	RPD	Qual	RPD Limits
Volatile Organics in Air - Mansfield Air Lab	Associated sample(s): 01		Batch: WG2119241-3					
Dichlorodifluoromethane	123		-		70-130	-		
Chloromethane	112		-		70-130	-		
Freon-114	**134**	Q	-		70-130	-		
Vinyl chloride	121		-		70-130	-		
1,3-Butadiene	119		-		70-130	-		
Bromomethane	129		-		70-130	-		
Chloroethane	118		-		70-130	-		
Ethanol	75		-		40-160	-		
Vinyl bromide	118		-		70-130	-		
Acetone	92		-		40-160	-		
Trichlorofluoromethane	116		-		70-130	-		
Isopropanol	89		-		40-160	-		
1,1-Dichloroethene	119		-		70-130	-		
Tertiary butyl Alcohol	83		-		70-130	-		
Methylene chloride	114		-		70-130	-		
3-Chloropropene	106		-		70-130	-		
Carbon disulfide	115		-		70-130	-		
Freon-113	116		-		70-130	-		
trans-1,2-Dichloroethene	109		-		70-130	-		

Lab Control Sample Analysis
Batch Quality Control

Project Name: 136 FULLER ROAD
Project Number: 2222575.05

Lab Number: L2557633
Report Date: 09/25/25

Parameter	LCS %Recovery	Qual	LCSD %Recovery	Qual	%Recovery Limits	RPD	Qual	RPD Limits
Volatile Organics in Air - Mansfield Air Lab Associated sample(s): 01 Batch: WG2119241-3								
1,1-Dichloroethane	112		-		70-130	-		
Methyl tert butyl ether	109		-		70-130	-		
2-Butanone	100		-		70-130	-		
cis-1,2-Dichloroethene	109		-		70-130	-		
Ethyl Acetate	116		-		70-130	-		
Chloroform	114		-		70-130	-		
Tetrahydrofuran	107		-		70-130	-		
1,2-Dichloroethane	109		-		70-130	-		
n-Hexane	106		-		70-130	-		
1,1,1-Trichloroethane	110		-		70-130	-		
Benzene	109		-		70-130	-		
Carbon tetrachloride	117		-		70-130	-		
Cyclohexane	106		-		70-130	-		
1,2-Dichloropropane	112		-		70-130	-		
Bromodichloromethane	115		-		70-130	-		
1,4-Dioxane	112		-		70-130	-		
Trichloroethene	112		-		70-130	-		
2,2,4-Trimethylpentane	112		-		70-130	-		
Heptane	107		-		70-130	-		

Lab Control Sample Analysis
Batch Quality Control

Project Name: 136 FULLER ROAD
Project Number: 2222575.05

Lab Number: L2557633
Report Date: 09/25/25

Parameter	LCS %Recovery	Qual	LCSD %Recovery	Qual	%Recovery Limits	RPD	Qual	RPD Limits
Volatile Organics in Air - Mansfield Air Lab Associated sample(s): 01 Batch: WG2119241-3								
cis-1,3-Dichloropropene	115		-		70-130	-		
4-Methyl-2-pentanone	102		-		70-130	-		
trans-1,3-Dichloropropene	125		-		70-130	-		
1,1,2-Trichloroethane	116		-		70-130	-		
Toluene	116		-		70-130	-		
2-Hexanone	109		-		70-130	-		
Dibromochloromethane	130		-		70-130	-		
1,2-Dibromoethane	124		-		70-130	-		
Tetrachloroethene	120		-		70-130	-		
Chlorobenzene	118		-		70-130	-		
Ethylbenzene	115		-		70-130	-		
p/m-Xylene	118		-		70-130	-		
Bromoform	130		-		70-130	-		
Styrene	120		-		70-130	-		
1,1,2,2-Tetrachloroethane	122		-		70-130	-		
o-Xylene	119		-		70-130	-		
4-Ethyltoluene	121		-		70-130	-		
1,3,5-Trimethylbenzene	122		-		70-130	-		
1,2,4-Trimethylbenzene	125		-		70-130	-		

Lab Control Sample Analysis
Batch Quality Control

Project Name: 136 FULLER ROAD
Project Number: 2222575.05

Lab Number: L2557633
Report Date: 09/25/25

Parameter	LCS %Recovery	Qual	LCSD %Recovery	Qual	%Recovery Limits	RPD	Qual	RPD Limits
Volatile Organics in Air - Mansfield Air Lab	Associated sample(s): 01		Batch: WG2119241-3					
Benzyl chloride	101		-		70-130	-		
1,3-Dichlorobenzene	121		-		70-130	-		
1,4-Dichlorobenzene	121		-		70-130	-		
1,2-Dichlorobenzene	120		-		70-130	-		
1,2,4-Trichlorobenzene	118		-		70-130	-		
Naphthalene	100		-		70-130	-		
Hexachlorobutadiene	118		-		70-130	-		

Project Name: 136 FULLER ROAD

Project Number: 2222575.05

Lab Number: L2557633

Report Date: 09/25/25

Canister and Flow Controller Information

Samplenum	Client ID	Media ID	Media Type	Date Prepared	Bottle Order	Cleaning Batch ID	Can Leak Check	Initial Pressure (in. Hg)	Pressure on Receipt	Flow Controler Leak Chk	Flow Out mL/min	Flow In	% RPD
L2557633-01	EFFLUENT_AUG25	4133	1.0L Can	08/13/25	531862	L2540507-02	Pass	-28.6	0.0	-	-	-	-
L2557633-02	UNUSED CAN #6105	6105	1.0L TO Can	07/17/25	528932	L2542224-07	Pass	-29.3	-29.1	-	-	-	-

Project Name: BATCH CANISTER CERTIFICATION
Project Number: CANISTER QC BAT

Lab Number: L2540507
Report Date: 09/25/25

Air Canister Certification Results

Lab ID: L2540507-02
Client ID: CAN 2160 SHELF 70
Sample Location:

Date Collected: 06/26/25 15:00
Date Received: 06/27/25
Field Prep: Not Specified

Sample Depth:
Matrix: Air
Anaytical Method: 48,TO-15
Analytical Date: 06/27/25 20:13
Analyst: KMH

	ppbV			ug/m3				
Parameter	**Results**	**RL**	**MDL**	**Results**	**RL**	**MDL**	**Qualifier**	**Dilution Factor**
Volatile Organics in Air - Mansfield Air Lab								
Chlorodifluoromethane	ND	0.200	--	ND	0.707	--		1
Propylene	ND	0.500	--	ND	0.861	--		1
Propane	ND	0.500	--	ND	0.902	--		1
Dichlorodifluoromethane	ND	0.200	--	ND	0.989	--		1
Chloromethane	ND	0.200	--	ND	0.413	--		1
Freon-114	ND	0.200	--	ND	1.40	--		1
Methanol	ND	5.00	--	ND	6.55	--		1
Vinyl chloride	ND	0.200	--	ND	0.511	--		1
1,3-Butadiene	ND	0.200	--	ND	0.442	--		1
Butane	ND	0.200	--	ND	0.475	--		1
Bromomethane	ND	0.200	--	ND	0.777	--		1
Chloroethane	ND	0.200	--	ND	0.528	--		1
Ethanol	ND	5.00	--	ND	9.42	--		1
Dichlorofluoromethane	ND	0.200	--	ND	0.842	--		1
Vinyl bromide	ND	0.200	--	ND	0.874	--		1
Acrolein	ND	0.500	--	ND	1.15	--		1
Acetone	ND	1.00	--	ND	2.38	--		1
Acetonitrile	ND	0.200	--	ND	0.336	--		1
Trichlorofluoromethane	ND	0.200	--	ND	1.12	--		1
Isopropanol	ND	1.00	--	ND	2.46	--		1
Acrylonitrile	ND	0.500	--	ND	1.09	--		1
Pentane	ND	0.200	--	ND	0.590	--		1
Ethyl ether	ND	0.200	--	ND	0.606	--		1
1,1-Dichloroethene	ND	0.200	--	ND	0.793	--		1

Project Name: BATCH CANISTER CERTIFICATION
Project Number: CANISTER QC BAT

Lab Number: L2540507
Report Date: 09/25/25

Air Canister Certification Results

Lab ID: L2540507-02
Client ID: CAN 2160 SHELF 70
Sample Location:

Date Collected: 06/26/25 15:00
Date Received: 06/27/25
Field Prep: Not Specified

Sample Depth:

Parameter	ppbV Results	ppbV RL	ppbV MDL	ug/m3 Results	ug/m3 RL	ug/m3 MDL	Qualifier	Dilution Factor
Volatile Organics in Air - Mansfield Air Lab								
Tertiary butyl Alcohol	ND	0.500	--	ND	1.52	--		1
Methylene chloride	ND	0.500	--	ND	1.74	--		1
3-Chloropropene	ND	0.200	--	ND	0.626	--		1
Carbon disulfide	ND	0.200	--	ND	0.623	--		1
Freon-113	ND	0.200	--	ND	1.53	--		1
trans-1,2-Dichloroethene	ND	0.200	--	ND	0.793	--		1
1,1-Dichloroethane	ND	0.200	--	ND	0.809	--		1
Methyl tert butyl ether	ND	0.200	--	ND	0.721	--		1
Vinyl acetate	ND	1.00	--	ND	3.52	--		1
2-Butanone	ND	0.500	--	ND	1.47	--		1
Xylenes, total	ND	0.600	--	ND	0.869	--		1
cis-1,2-Dichloroethene	ND	0.200	--	ND	0.793	--		1
Ethyl Acetate	ND	0.500	--	ND	1.80	--		1
Chloroform	ND	0.200	--	ND	0.977	--		1
Tetrahydrofuran	ND	0.500	--	ND	1.47	--		1
2,2-Dichloropropane	ND	0.200	--	ND	0.924	--		1
1,2-Dichloroethane	ND	0.200	--	ND	0.809	--		1
n-Hexane	ND	0.200	--	ND	0.705	--		1
Diisopropyl ether	ND	0.200	--	ND	0.836	--		1
tert-Butyl Ethyl Ether	ND	0.200	--	ND	0.836	--		1
1,2-Dichloroethene (total)	ND	1.00	--	ND	1.00	--		1
1,1,1-Trichloroethane	ND	0.200	--	ND	1.09	--		1
1,1-Dichloropropene	ND	0.200	--	ND	0.908	--		1
Benzene	ND	0.200	--	ND	0.639	--		1
Carbon tetrachloride	ND	0.200	--	ND	1.26	--		1
Cyclohexane	ND	0.200	--	ND	0.688	--		1
tert-Amyl Methyl Ether	ND	0.200	--	ND	0.836	--		1

Project Name: BATCH CANISTER CERTIFICATION
Project Number: CANISTER QC BAT

Lab Number: L2540507
Report Date: 09/25/25

Air Canister Certification Results

Lab ID: L2540507-02
Client ID: CAN 2160 SHELF 70
Sample Location:

Date Collected: 06/26/25 15:00
Date Received: 06/27/25
Field Prep: Not Specified

Sample Depth:

Parameter	ppbV Results	ppbV RL	ppbV MDL	ug/m3 Results	ug/m3 RL	ug/m3 MDL	Qualifier	Dilution Factor
Volatile Organics in Air - Mansfield Air Lab								
Dibromomethane	ND	0.200	--	ND	1.42	--		1
1,2-Dichloropropane	ND	0.200	--	ND	0.924	--		1
Bromodichloromethane	ND	0.200	--	ND	1.34	--		1
1,4-Dioxane	ND	0.200	--	ND	0.721	--		1
Trichloroethene	ND	0.200	--	ND	1.07	--		1
2,2,4-Trimethylpentane	ND	0.200	--	ND	0.934	--		1
Methyl Methacrylate	ND	0.500	--	ND	2.05	--		1
Heptane	ND	0.200	--	ND	0.820	--		1
cis-1,3-Dichloropropene	ND	0.200	--	ND	0.908	--		1
4-Methyl-2-pentanone	ND	0.500	--	ND	2.05	--		1
trans-1,3-Dichloropropene	ND	0.200	--	ND	0.908	--		1
1,1,2-Trichloroethane	ND	0.200	--	ND	1.09	--		1
Toluene	ND	0.200	--	ND	0.754	--		1
1,3-Dichloropropane	ND	0.200	--	ND	0.924	--		1
2-Hexanone	ND	0.200	--	ND	0.820	--		1
Dibromochloromethane	ND	0.200	--	ND	1.70	--		1
1,2-Dibromoethane	ND	0.200	--	ND	1.54	--		1
Butyl acetate	ND	0.500	--	ND	2.38	--		1
Octane	ND	0.200	--	ND	0.934	--		1
Tetrachloroethene	ND	0.200	--	ND	1.36	--		1
1,1,1,2-Tetrachloroethane	ND	0.200	--	ND	1.37	--		1
Chlorobenzene	ND	0.200	--	ND	0.921	--		1
Ethylbenzene	ND	0.200	--	ND	0.869	--		1
p/m-Xylene	ND	0.400	--	ND	1.74	--		1
Bromoform	ND	0.200	--	ND	2.07	--		1
Styrene	ND	0.200	--	ND	0.852	--		1
1,1,2,2-Tetrachloroethane	ND	0.200	--	ND	1.37	--		1

Project Name: BATCH CANISTER CERTIFICATION
Project Number: CANISTER QC BAT
Lab Number: L2540507
Report Date: 09/25/25

Air Canister Certification Results

Lab ID: L2540507-02
Client ID: CAN 2160 SHELF 70
Sample Location:

Date Collected: 06/26/25 15:00
Date Received: 06/27/25
Field Prep: Not Specified

Sample Depth:

Parameter	ppbV Results	ppbV RL	ppbV MDL	ug/m3 Results	ug/m3 RL	ug/m3 MDL	Qualifier	Dilution Factor
Volatile Organics in Air - Mansfield Air Lab								
o-Xylene	ND	0.200	--	ND	0.869	--		1
1,2,3-Trichloropropane	ND	0.200	--	ND	1.21	--		1
Nonane	ND	0.200	--	ND	1.05	--		1
Isopropylbenzene	ND	0.200	--	ND	0.983	--		1
Bromobenzene	ND	0.200	--	ND	0.793	--		1
2-Chlorotoluene	ND	0.200	--	ND	1.04	--		1
n-Propylbenzene	ND	0.200	--	ND	0.983	--		1
4-Chlorotoluene	ND	0.200	--	ND	1.04	--		1
4-Ethyltoluene	ND	0.200	--	ND	0.983	--		1
1,3,5-Trimethylbenzene	ND	0.200	--	ND	0.983	--		1
tert-Butylbenzene	ND	0.200	--	ND	1.10	--		1
1,2,4-Trimethylbenzene	ND	0.200	--	ND	0.983	--		1
Decane	ND	0.200	--	ND	1.16	--		1
Benzyl chloride	ND	0.200	--	ND	1.04	--		1
1,3-Dichlorobenzene	ND	0.200	--	ND	1.20	--		1
1,4-Dichlorobenzene	ND	0.200	--	ND	1.20	--		1
sec-Butylbenzene	ND	0.200	--	ND	1.10	--		1
p-Isopropyltoluene	ND	0.200	--	ND	1.10	--		1
1,2-Dichlorobenzene	ND	0.200	--	ND	1.20	--		1
n-Butylbenzene	ND	0.200	--	ND	1.10	--		1
1,2-Dibromo-3-chloropropane	ND	0.200	--	ND	1.93	--		1
Undecane	ND	0.200	--	ND	1.28	--		1
Dodecane	ND	0.200	--	ND	1.39	--		1
1,2,4-Trichlorobenzene	ND	0.200	--	ND	1.48	--		1
Naphthalene	ND	0.200	--	ND	0.996	--		1
1,2,3-Trichlorobenzene	ND	0.200	--	ND	1.48	--		1
Hexachlorobutadiene	ND	0.200	--	ND	2.13	--		1

Project Name: BATCH CANISTER CERTIFICATION
Project Number: CANISTER QC BAT
Lab Number: L2540507
Report Date: 09/25/25

Air Canister Certification Results

Lab ID: L2540507-02
Client ID: CAN 2160 SHELF 70
Sample Location:

Date Collected: 06/26/25 15:00
Date Received: 06/27/25
Field Prep: Not Specified

Sample Depth:

	ppbV			ug/m3				
Parameter	**Results**	**RL**	**MDL**	**Results**	**RL**	**MDL**	**Qualifier**	**Dilution Factor**
Volatile Organics in Air - Mansfield Air Lab								

	Results	Qualifier	Units	RDL	Dilution Factor
Tentatively Identified Compounds					
No Tentatively Identified Compounds					

Internal Standard	% Recovery	Qualifier	Acceptance Criteria
1,4-Difluorobenzene	98		60-140
Bromochloromethane	100		60-140
chlorobenzene-d5	97		60-140

Project Name: BATCH CANISTER CERTIFICATION
Project Number: CANISTER QC BAT

Lab Number: L2540507
Report Date: 09/25/25

Air Canister Certification Results

Lab ID: L2540507-02
Client ID: CAN 2160 SHELF 70
Sample Location:

Date Collected: 06/26/25 15:00
Date Received: 06/27/25
Field Prep: Not Specified

Sample Depth:
Matrix: Air
Anaytical Method: 48,TO-15-SIM
Analytical Date: 06/27/25 20:13
Analyst: KMH

	ppbV			ug/m3				
Parameter	**Results**	**RL**	**MDL**	**Results**	**RL**	**MDL**	**Qualifier**	**Dilution Factor**
Volatile Organics in Air by SIM - Mansfield Air Lab								
Dichlorodifluoromethane	ND	0.200	--	ND	0.989	--		1
Chloromethane	ND	0.200	--	ND	0.413	--		1
Freon-114	ND	0.050	--	ND	0.349	--		1
Vinyl chloride	ND	0.020	--	ND	0.051	--		1
1,3-Butadiene	ND	0.020	--	ND	0.044	--		1
Bromomethane	ND	0.020	--	ND	0.078	--		1
Chloroethane	ND	0.100	--	ND	0.264	--		1
Acrolein	ND	0.050	--	ND	0.115	--		1
Acetone	ND	1.00	--	ND	2.38	--		1
Trichlorofluoromethane	ND	0.050	--	ND	0.281	--		1
Acrylonitrile	ND	0.500	--	ND	1.09	--		1
1,1-Dichloroethene	ND	0.020	--	ND	0.079	--		1
Methylene chloride	ND	0.500	--	ND	1.74	--		1
Freon-113	ND	0.050	--	ND	0.383	--		1
trans-1,2-Dichloroethene	ND	0.020	--	ND	0.079	--		1
1,1-Dichloroethane	ND	0.020	--	ND	0.081	--		1
Methyl tert butyl ether	ND	0.200	--	ND	0.721	--		1
2-Butanone	ND	0.500	--	ND	1.47	--		1
cis-1,2-Dichloroethene	ND	0.020	--	ND	0.079	--		1
Chloroform	ND	0.020	--	ND	0.098	--		1
1,2-Dichloroethane	ND	0.020	--	ND	0.081	--		1
1,1,1-Trichloroethane	ND	0.020	--	ND	0.109	--		1
Benzene	ND	0.100	--	ND	0.319	--		1
Carbon tetrachloride	ND	0.020	--	ND	0.126	--		1

Project Name: BATCH CANISTER CERTIFICATION
Project Number: CANISTER QC BAT

Lab Number: L2540507
Report Date: 09/25/25

Air Canister Certification Results

Lab ID: L2540507-02
Client ID: CAN 2160 SHELF 70
Sample Location:

Date Collected: 06/26/25 15:00
Date Received: 06/27/25
Field Prep: Not Specified

Sample Depth:

Parameter	ppbV Results	ppbV RL	ppbV MDL	ug/m3 Results	ug/m3 RL	ug/m3 MDL	Qualifier	Dilution Factor
Volatile Organics in Air by SIM - Mansfield Air Lab								
1,2-Dichloropropane	ND	0.020	--	ND	0.092	--		1
Bromodichloromethane	ND	0.020	--	ND	0.134	--		1
1,4-Dioxane	ND	0.100	--	ND	0.360	--		1
Trichloroethene	ND	0.020	--	ND	0.107	--		1
cis-1,3-Dichloropropene	ND	0.020	--	ND	0.091	--		1
4-Methyl-2-pentanone	ND	0.500	--	ND	2.05	--		1
trans-1,3-Dichloropropene	ND	0.020	--	ND	0.091	--		1
1,1,2-Trichloroethane	ND	0.020	--	ND	0.109	--		1
Toluene	ND	0.100	--	ND	0.377	--		1
Dibromochloromethane	ND	0.020	--	ND	0.170	--		1
1,2-Dibromoethane	ND	0.020	--	ND	0.154	--		1
Tetrachloroethene	ND	0.020	--	ND	0.136	--		1
1,1,1,2-Tetrachloroethane	ND	0.020	--	ND	0.137	--		1
Chlorobenzene	ND	0.100	--	ND	0.461	--		1
Ethylbenzene	ND	0.020	--	ND	0.087	--		1
p/m-Xylene	ND	0.040	--	ND	0.174	--		1
Bromoform	ND	0.020	--	ND	0.207	--		1
Styrene	ND	0.020	--	ND	0.085	--		1
1,1,2,2-Tetrachloroethane	ND	0.020	--	ND	0.137	--		1
o-Xylene	ND	0.020	--	ND	0.087	--		1
Isopropylbenzene	ND	0.200	--	ND	0.983	--		1
4-Ethyltoluene	ND	0.020	--	ND	0.098	--		1
1,3,5-Trimethybenzene	ND	0.020	--	ND	0.098	--		1
1,2,4-Trimethylbenzene	ND	0.020	--	ND	0.098	--		1
Benzyl chloride	ND	0.100	--	ND	0.518	--		1
1,3-Dichlorobenzene	ND	0.020	--	ND	0.120	--		1
1,4-Dichlorobenzene	ND	0.020	--	ND	0.120	--		1

Project Name: BATCH CANISTER CERTIFICATION
Project Number: CANISTER QC BAT
Lab Number: L2540507
Report Date: 09/25/25

Air Canister Certification Results

Lab ID: L2540507-02
Client ID: CAN 2160 SHELF 70
Sample Location:

Date Collected: 06/26/25 15:00
Date Received: 06/27/25
Field Prep: Not Specified

Sample Depth:

Parameter	ppbV Results	ppbV RL	ppbV MDL	ug/m3 Results	ug/m3 RL	ug/m3 MDL	Qualifier	Dilution Factor
Volatile Organics in Air by SIM - Mansfield Air Lab								
sec-Butylbenzene	ND	0.200	--	ND	1.10	--		1
p-Isopropyltoluene	ND	0.200	--	ND	1.10	--		1
1,2-Dichlorobenzene	ND	0.020	--	ND	0.120	--		1
n-Butylbenzene	ND	0.200	--	ND	1.10	--		1
1,2,4-Trichlorobenzene	ND	0.050	--	ND	0.371	--		1
Naphthalene	ND	0.050	--	ND	0.262	--		1
1,2,3-Trichlorobenzene	ND	0.050	--	ND	0.371	--		1
Hexachlorobutadiene	ND	0.050	--	ND	0.533	--		1

Internal Standard	% Recovery	Qualifier	Acceptance Criteria
1,4-difluorobenzene	100		60-140
bromochloromethane	100		60-140
chlorobenzene-d5	99		60-140

Project Name: BATCH CANISTER CERTIFICATION
Project Number: CANISTER QC BAT

Lab Number: L2542224
Report Date: 09/25/25

Air Canister Certification Results

Lab ID: L2542224-07
Client ID: CAN 1054 SHELF 34
Sample Location:

Date Collected: 07/08/25 10:00
Date Received: 07/08/25
Field Prep: Not Specified

Sample Depth:
Matrix: Air
Anaytical Method: 48,TO-15
Analytical Date: 07/09/25 17:52
Analyst: RAY

	ppbV			ug/m3				
Parameter	**Results**	**RL**	**MDL**	**Results**	**RL**	**MDL**	**Qualifier**	**Dilution Factor**
Volatile Organics in Air - Mansfield Air Lab								
Chlorodifluoromethane	ND	0.200	--	ND	0.707	--		1
Propylene	ND	0.500	--	ND	0.861	--		1
Propane	ND	0.500	--	ND	0.902	--		1
Dichlorodifluoromethane	ND	0.200	--	ND	0.989	--		1
Chloromethane	ND	0.200	--	ND	0.413	--		1
Freon-114	ND	0.200	--	ND	1.40	--		1
Methanol	ND	5.00	--	ND	6.55	--		1
Vinyl chloride	ND	0.200	--	ND	0.511	--		1
1,3-Butadiene	ND	0.200	--	ND	0.442	--		1
Butane	ND	0.200	--	ND	0.475	--		1
Bromomethane	ND	0.200	--	ND	0.777	--		1
Chloroethane	ND	0.200	--	ND	0.528	--		1
Ethanol	ND	5.00	--	ND	9.42	--		1
Dichlorofluoromethane	ND	0.200	--	ND	0.842	--		1
Vinyl bromide	ND	0.200	--	ND	0.874	--		1
Acrolein	ND	0.500	--	ND	1.15	--		1
Acetone	ND	1.00	--	ND	2.38	--		1
Acetonitrile	ND	0.200	--	ND	0.336	--		1
Trichlorofluoromethane	ND	0.200	--	ND	1.12	--		1
Isopropanol	ND	1.00	--	ND	2.46	--		1
Acrylonitrile	ND	0.500	--	ND	1.09	--		1
Pentane	ND	0.200	--	ND	0.590	--		1
Ethyl ether	ND	0.200	--	ND	0.606	--		1
1,1-Dichloroethene	ND	0.200	--	ND	0.793	--		1

Project Name: BATCH CANISTER CERTIFICATION
Project Number: CANISTER QC BAT
Lab Number: L2542224
Report Date: 09/25/25

Air Canister Certification Results

Lab ID: L2542224-07
Client ID: CAN 1054 SHELF 34
Sample Location:

Date Collected: 07/08/25 10:00
Date Received: 07/08/25
Field Prep: Not Specified

Sample Depth:

Parameter	ppbV Results	ppbV RL	ppbV MDL	ug/m3 Results	ug/m3 RL	ug/m3 MDL	Qualifier	Dilution Factor
Volatile Organics in Air - Mansfield Air Lab								
Tertiary butyl Alcohol	ND	0.500	--	ND	1.52	--		1
Methylene chloride	ND	0.500	--	ND	1.74	--		1
3-Chloropropene	ND	0.200	--	ND	0.626	--		1
Carbon disulfide	ND	0.200	--	ND	0.623	--		1
Freon-113	ND	0.200	--	ND	1.53	--		1
trans-1,2-Dichloroethene	ND	0.200	--	ND	0.793	--		1
1,1-Dichloroethane	ND	0.200	--	ND	0.809	--		1
Methyl tert butyl ether	ND	0.200	--	ND	0.721	--		1
Vinyl acetate	ND	1.00	--	ND	3.52	--		1
Xylenes, total	ND	0.600	--	ND	0.869	--		1
2-Butanone	ND	0.500	--	ND	1.47	--		1
cis-1,2-Dichloroethene	ND	0.200	--	ND	0.793	--		1
Ethyl Acetate	ND	0.500	--	ND	1.80	--		1
Chloroform	ND	0.200	--	ND	0.977	--		1
Tetrahydrofuran	ND	0.500	--	ND	1.47	--		1
2,2-Dichloropropane	ND	0.200	--	ND	0.924	--		1
1,2-Dichloroethane	ND	0.200	--	ND	0.809	--		1
n-Hexane	ND	0.200	--	ND	0.705	--		1
Diisopropyl ether	ND	0.200	--	ND	0.836	--		1
tert-Butyl Ethyl Ether	ND	0.200	--	ND	0.836	--		1
1,2-Dichloroethene (total)	ND	1.00	--	ND	1.00	--		1
1,1,1-Trichloroethane	ND	0.200	--	ND	1.09	--		1
1,1-Dichloropropene	ND	0.200	--	ND	0.908	--		1
Benzene	ND	0.200	--	ND	0.639	--		1
Carbon tetrachloride	ND	0.200	--	ND	1.26	--		1
Cyclohexane	ND	0.200	--	ND	0.688	--		1
tert-Amyl Methyl Ether	ND	0.200	--	ND	0.836	--		1

Project Name: BATCH CANISTER CERTIFICATION
Project Number: CANISTER QC BAT

Lab Number: L2542224
Report Date: 09/25/25

Air Canister Certification Results

Lab ID: L2542224-07
Client ID: CAN 1054 SHELF 34
Sample Location:

Date Collected: 07/08/25 10:00
Date Received: 07/08/25
Field Prep: Not Specified

Sample Depth:

Parameter	ppbV Results	ppbV RL	ppbV MDL	ug/m3 Results	ug/m3 RL	ug/m3 MDL	Qualifier	Dilution Factor
Volatile Organics in Air - Mansfield Air Lab								
Dibromomethane	ND	0.200	--	ND	1.42	--		1
1,2-Dichloropropane	ND	0.200	--	ND	0.924	--		1
Bromodichloromethane	ND	0.200	--	ND	1.34	--		1
1,4-Dioxane	ND	0.200	--	ND	0.721	--		1
Trichloroethene	ND	0.200	--	ND	1.07	--		1
2,2,4-Trimethylpentane	ND	0.200	--	ND	0.934	--		1
Methyl Methacrylate	ND	0.500	--	ND	2.05	--		1
Heptane	ND	0.200	--	ND	0.820	--		1
cis-1,3-Dichloropropene	ND	0.200	--	ND	0.908	--		1
4-Methyl-2-pentanone	ND	0.500	--	ND	2.05	--		1
trans-1,3-Dichloropropene	ND	0.200	--	ND	0.908	--		1
1,1,2-Trichloroethane	ND	0.200	--	ND	1.09	--		1
Toluene	ND	0.200	--	ND	0.754	--		1
1,3-Dichloropropane	ND	0.200	--	ND	0.924	--		1
2-Hexanone	ND	0.200	--	ND	0.820	--		1
Dibromochloromethane	ND	0.200	--	ND	1.70	--		1
1,2-Dibromoethane	ND	0.200	--	ND	1.54	--		1
Butyl acetate	ND	0.500	--	ND	2.38	--		1
Octane	ND	0.200	--	ND	0.934	--		1
Tetrachloroethene	ND	0.200	--	ND	1.36	--		1
1,1,1,2-Tetrachloroethane	ND	0.200	--	ND	1.37	--		1
Chlorobenzene	ND	0.200	--	ND	0.921	--		1
Ethylbenzene	ND	0.200	--	ND	0.869	--		1
p/m-Xylene	ND	0.400	--	ND	1.74	--		1
Bromoform	ND	0.200	--	ND	2.07	--		1
Styrene	ND	0.200	--	ND	0.852	--		1
1,1,2,2-Tetrachloroethane	ND	0.200	--	ND	1.37	--		1

Project Name: BATCH CANISTER CERTIFICATION **Lab Number:** L2542224

Project Number: CANISTER QC BAT **Report Date:** 09/25/25

Air Canister Certification Results

Lab ID: L2542224-07
Client ID: CAN 1054 SHELF 34
Sample Location:

Date Collected: 07/08/25 10:00
Date Received: 07/08/25
Field Prep: Not Specified

Sample Depth:

Parameter	ppbV Results	ppbV RL	ppbV MDL	ug/m3 Results	ug/m3 RL	ug/m3 MDL	Qualifier	Dilution Factor
Volatile Organics in Air - Mansfield Air Lab								
o-Xylene	ND	0.200	--	ND	0.869	--		1
1,2,3-Trichloropropane	ND	0.200	--	ND	1.21	--		1
Nonane	ND	0.200	--	ND	1.05	--		1
Isopropylbenzene	ND	0.200	--	ND	0.983	--		1
Bromobenzene	ND	0.200	--	ND	0.793	--		1
2-Chlorotoluene	ND	0.200	--	ND	1.04	--		1
n-Propylbenzene	ND	0.200	--	ND	0.983	--		1
4-Chlorotoluene	ND	0.200	--	ND	1.04	--		1
4-Ethyltoluene	ND	0.200	--	ND	0.983	--		1
1,3,5-Trimethylbenzene	ND	0.200	--	ND	0.983	--		1
tert-Butylbenzene	ND	0.200	--	ND	1.10	--		1
1,2,4-Trimethylbenzene	ND	0.200	--	ND	0.983	--		1
Decane	ND	0.200	--	ND	1.16	--		1
Benzyl chloride	ND	0.200	--	ND	1.04	--		1
1,3-Dichlorobenzene	ND	0.200	--	ND	1.20	--		1
1,4-Dichlorobenzene	ND	0.200	--	ND	1.20	--		1
sec-Butylbenzene	ND	0.200	--	ND	1.10	--		1
p-Isopropyltoluene	ND	0.200	--	ND	1.10	--		1
1,2-Dichlorobenzene	ND	0.200	--	ND	1.20	--		1
n-Butylbenzene	ND	0.200	--	ND	1.10	--		1
1,2-Dibromo-3-chloropropane	ND	0.200	--	ND	1.93	--		1
Undecane	ND	0.200	--	ND	1.28	--		1
Dodecane	ND	0.200	--	ND	1.39	--		1
1,2,4-Trichlorobenzene	ND	0.200	--	ND	1.48	--		1
Naphthalene	ND	0.200	--	ND	0.996	--		1
1,2,3-Trichlorobenzene	ND	0.200	--	ND	1.48	--		1
Hexachlorobutadiene	ND	0.200	--	ND	2.13	--		1

Project Name: BATCH CANISTER CERTIFICATION
Project Number: CANISTER QC BAT
Lab Number: L2542224
Report Date: 09/25/25

Air Canister Certification Results

Lab ID: L2542224-07
Client ID: CAN 1054 SHELF 34
Sample Location:

Date Collected: 07/08/25 10:00
Date Received: 07/08/25
Field Prep: Not Specified

Sample Depth:

	ppbV			ug/m3				
Parameter	**Results**	**RL**	**MDL**	**Results**	**RL**	**MDL**	**Qualifier**	**Dilution Factor**
Volatile Organics in Air - Mansfield Air Lab								

	Results	**Qualifier**	**Units**	**RDL**	**Dilution Factor**
Tentatively Identified Compounds					
No Tentatively Identified Compounds					

Internal Standard	**% Recovery**	**Qualifier**	**Acceptance Criteria**
1,4-Difluorobenzene	85		60-140
Bromochloromethane	95		60-140
chlorobenzene-d5	85		60-140

Project Name: BATCH CANISTER CERTIFICATION
Project Number: CANISTER QC BAT

Lab Number: L2542224
Report Date: 09/25/25

Air Canister Certification Results

Lab ID: L2542224-07
Client ID: CAN 1054 SHELF 34
Sample Location:

Date Collected: 07/08/25 10:00
Date Received: 07/08/25
Field Prep: Not Specified

Sample Depth:
Matrix: Air
Anaytical Method: 48,TO-15-SIM
Analytical Date: 07/09/25 17:52
Analyst: RAY

	ppbV			ug/m3				
Parameter	**Results**	**RL**	**MDL**	**Results**	**RL**	**MDL**	**Qualifier**	**Dilution Factor**
Volatile Organics in Air by SIM - Mansfield Air Lab								
Dichlorodifluoromethane	ND	0.200	--	ND	0.989	--		1
Chloromethane	ND	0.200	--	ND	0.413	--		1
Freon-114	ND	0.050	--	ND	0.349	--		1
Vinyl chloride	ND	0.020	--	ND	0.051	--		1
1,3-Butadiene	ND	0.020	--	ND	0.044	--		1
Bromomethane	ND	0.020	--	ND	0.078	--		1
Chloroethane	ND	0.100	--	ND	0.264	--		1
Acrolein	ND	0.050	--	ND	0.115	--		1
Acetone	ND	1.00	--	ND	2.38	--		1
Trichlorofluoromethane	ND	0.050	--	ND	0.281	--		1
Acrylonitrile	ND	0.500	--	ND	1.09	--		1
1,1-Dichloroethene	ND	0.020	--	ND	0.079	--		1
Methylene chloride	ND	0.500	--	ND	1.74	--		1
Freon-113	ND	0.050	--	ND	0.383	--		1
trans-1,2-Dichloroethene	ND	0.020	--	ND	0.079	--		1
1,1-Dichloroethane	ND	0.020	--	ND	0.081	--		1
Methyl tert butyl ether	ND	0.200	--	ND	0.721	--		1
2-Butanone	ND	0.500	--	ND	1.47	--		1
cis-1,2-Dichloroethene	ND	0.020	--	ND	0.079	--		1
Chloroform	ND	0.020	--	ND	0.098	--		1
1,2-Dichloroethane	ND	0.020	--	ND	0.081	--		1
1,1,1-Trichloroethane	ND	0.020	--	ND	0.109	--		1
Benzene	ND	0.100	--	ND	0.319	--		1
Carbon tetrachloride	ND	0.020	--	ND	0.126	--		1

Project Name: BATCH CANISTER CERTIFICATION
Project Number: CANISTER QC BAT

Lab Number: L2542224
Report Date: 09/25/25

Air Canister Certification Results

Lab ID: L2542224-07
Client ID: CAN 1054 SHELF 34
Sample Location:

Date Collected: 07/08/25 10:00
Date Received: 07/08/25
Field Prep: Not Specified

Sample Depth:

Parameter	ppbV Results	ppbV RL	ppbV MDL	ug/m3 Results	ug/m3 RL	ug/m3 MDL	Qualifier	Dilution Factor
Volatile Organics in Air by SIM - Mansfield Air Lab								
1,2-Dichloropropane	ND	0.020	--	ND	0.092	--		1
Bromodichloromethane	ND	0.020	--	ND	0.134	--		1
1,4-Dioxane	ND	0.100	--	ND	0.360	--		1
Trichloroethene	ND	0.020	--	ND	0.107	--		1
cis-1,3-Dichloropropene	ND	0.020	--	ND	0.091	--		1
4-Methyl-2-pentanone	ND	0.500	--	ND	2.05	--		1
trans-1,3-Dichloropropene	ND	0.020	--	ND	0.091	--		1
1,1,2-Trichloroethane	ND	0.020	--	ND	0.109	--		1
Toluene	ND	0.100	--	ND	0.377	--		1
Dibromochloromethane	ND	0.020	--	ND	0.170	--		1
1,2-Dibromoethane	ND	0.020	--	ND	0.154	--		1
Tetrachloroethene	ND	0.020	--	ND	0.136	--		1
1,1,1,2-Tetrachloroethane	ND	0.020	--	ND	0.137	--		1
Chlorobenzene	ND	0.100	--	ND	0.461	--		1
Ethylbenzene	ND	0.020	--	ND	0.087	--		1
p/m-Xylene	ND	0.040	--	ND	0.174	--		1
Bromoform	ND	0.020	--	ND	0.207	--		1
Styrene	ND	0.020	--	ND	0.085	--		1
1,1,2,2-Tetrachloroethane	ND	0.020	--	ND	0.137	--		1
o-Xylene	ND	0.020	--	ND	0.087	--		1
Isopropylbenzene	ND	0.200	--	ND	0.983	--		1
4-Ethyltoluene	ND	0.020	--	ND	0.098	--		1
1,3,5-Trimethybenzene	ND	0.020	--	ND	0.098	--		1
1,2,4-Trimethylbenzene	ND	0.020	--	ND	0.098	--		1
Benzyl chloride	ND	0.100	--	ND	0.518	--		1
1,3-Dichlorobenzene	ND	0.020	--	ND	0.120	--		1
1,4-Dichlorobenzene	ND	0.020	--	ND	0.120	--		1

Project Name: BATCH CANISTER CERTIFICATION
Project Number: CANISTER QC BAT

Lab Number: L2542224
Report Date: 09/25/25

Air Canister Certification Results

Lab ID: L2542224-07
Client ID: CAN 1054 SHELF 34
Sample Location:

Date Collected: 07/08/25 10:00
Date Received: 07/08/25
Field Prep: Not Specified

Sample Depth:

Parameter	ppbV Results	ppbV RL	ppbV MDL	ug/m3 Results	ug/m3 RL	ug/m3 MDL	Qualifier	Dilution Factor
Volatile Organics in Air by SIM - Mansfield Air Lab								
sec-Butylbenzene	ND	0.200	--	ND	1.10	--		1
p-Isopropyltoluene	ND	0.200	--	ND	1.10	--		1
1,2-Dichlorobenzene	ND	0.020	--	ND	0.120	--		1
n-Butylbenzene	ND	0.200	--	ND	1.10	--		1
1,2,4-Trichlorobenzene	ND	0.050	--	ND	0.371	--		1
Naphthalene	ND	0.050	--	ND	0.262	--		1
1,2,3-Trichlorobenzene	ND	0.050	--	ND	0.371	--		1
Hexachlorobutadiene	ND	0.050	--	ND	0.533	--		1

Internal Standard	% Recovery	Qualifier	Acceptance Criteria
1,4-difluorobenzene	95		60-140
bromochloromethane	96		60-140
chlorobenzene-d5	94		60-140

Project Name: 136 FULLER ROAD
Project Number: 2222575.05

Lab Number: L2557633
Report Date: 09/25/25

Sample Receipt and Container Information

Were project specific reporting limits specified? YES

Cooler Information

Cooler	Custody Seal
NA	Absent

Container Information

Container ID	Container Type	Cooler	Initial pH	Final pH	Temp deg C	Pres	Seal	Frozen Date/Time	Analysis(*)
L2557633-01A	Canister - 1L (Batch Certified)	NA	NA			Y	Absent		TO15-LL(30)
L2557633-02A	Canister - 1L (Batch Certified)	NA	NA			Y	Absent		CLEAN-FEE()

*Values in parentheses indicate holding time in days

Project Name:	136 FULLER ROAD	**Lab Number:**	L2557633
Project Number:	2222575.05	**Report Date:**	09/25/25

GLOSSARY

Acronyms

DL - Detection Limit: This value represents the level to which target analyte concentrations are reported as estimated values, when those target analyte concentrations are quantified below the limit of quantitation (LOQ). The DL includes any adjustments from dilutions, concentrations or moisture content, where applicable. (DoD report formats only.)

EDL - Estimated Detection Limit: This value represents the level to which target analyte concentrations are reported as estimated values, when those target analyte concentrations are quantified below the reporting limit (RL). The EDL includes any adjustments from dilutions, concentrations or moisture content, where applicable. The use of EDLs is specific to the analysis of PAHs using Solid-Phase Microextraction (SPME).

EMPC - Estimated Maximum Possible Concentration: The concentration that results from the signal present at the retention time of an analyte when the ions meet all of the identification criteria except the ion abundance ratio criteria. An EMPC is a worst-case estimate of the concentration.

EPA - Environmental Protection Agency.

LCS - Laboratory Control Sample: A sample matrix, free from the analytes of interest, spiked with verified known amounts of analytes or a material containing known and verified amounts of analytes.

LCSD - Laboratory Control Sample Duplicate: Refer to LCS.

LFB - Laboratory Fortified Blank: A sample matrix, free from the analytes of interest, spiked with verified known amounts of analytes or a material containing known and verified amounts of analytes.

LOD - Limit of Detection: This value represents the level to which a target analyte can reliably be detected for a specific analyte in a specific matrix by a specific method. The LOD includes any adjustments from dilutions, concentrations or moisture content, where applicable. (DoD report formats only.)

LOQ - Limit of Quantitation: The value at which an instrument can accurately measure an analyte at a specific concentration. The LOQ includes any adjustments from dilutions, concentrations or moisture content, where applicable. (DoD report formats only.)

Limit of Quantitation: The value at which an instrument can accurately measure an analyte at a specific concentration. The LOQ includes any adjustments from dilutions, concentrations or moisture content, where applicable. (DoD report formats only.)

MDL - Method Detection Limit: This value represents the level to which target analyte concentrations are reported as estimated values, when those target analyte concentrations are quantified below the reporting limit (RL). The MDL includes any adjustments from dilutions, concentrations or moisture content, where applicable.

MS - Matrix Spike Sample: A sample prepared by adding a known mass of target analyte to a specified amount of matrix sample for which an independent estimate of target analyte concentration is available. For Method 332.0, the spike recovery is calculated using the native concentration, including estimated values.

MSD - Matrix Spike Sample Duplicate: Refer to MS.

NA - Not Applicable.

NC - Not Calculated: Term is utilized when one or more of the results utilized in the calculation are non-detect at the parameter's reporting unit.

NDPA/DPA - N-Nitrosodiphenylamine/Diphenylamine.

NI - Not Ignitable.

NP - Non-Plastic: Term is utilized for the analysis of Atterberg Limits in soil.

NR - No Results: Term is utilized when 'No Target Compounds Requested' is reported for the analysis of Volatile or Semivolatile Organic TIC only requests.

RL - Reporting Limit: The value at which an instrument can accurately measure an analyte at a specific concentration. The RL includes any adjustments from dilutions, concentrations or moisture content, where applicable.

RPD - Relative Percent Difference: The results from matrix and/or matrix spike duplicates are primarily designed to assess the precision of analytical results in a given matrix and are expressed as relative percent difference (RPD). Values which are less than five times the reporting limit for any individual parameter are evaluated by utilizing the absolute difference between the values; although the RPD value will be provided in the report.

SRM - Standard Reference Material: A reference sample of a known or certified value that is of the same or similar matrix as the associated field samples.

STLP - Semi-dynamic Tank Leaching Procedure per EPA Method 1315.

TEF - Toxic Equivalency Factors: The values assigned to each dioxin and furan to evaluate their toxicity relative to 2,3,7,8-TCDD.

TEQ - Toxic Equivalent: The measure of a sample's toxicity derived by multiplying each dioxin and furan by its corresponding TEF and then summing the resulting values.

TIC - Tentatively Identified Compound: A compound that has been identified to be present and is not part of the target compound list (TCL) for the method and/or program. All TICs are qualitatively identified and reported as estimated concentrations.

Report Format: Data Usability Report

Project Name:	136 FULLER ROAD	**Lab Number:**	L2557633
Project Number:	2222575.05	**Report Date:**	09/25/25

Footnotes

1 - The reference for this analyte should be considered modified since this analyte is absent from the target analyte list of the original method.

Terms

Analytical Method: Both the document from which the method originates and the analytical reference method. (Example: EPA 8260B is shown as 1,8260B.) The codes for the reference method documents are provided in the References section of the Addendum.

Chlordane: The target compound Chlordane (CAS No. 57-74-9) is reported for GC ECD analyses. Per EPA,this compound "refers to a mixture of chlordane isomers, other chlorinated hydrocarbons and numerous other components." (Reference: USEPA Toxicological Review of Chlordane, In Support of Summary Information on the Integrated Risk Information System (IRIS), December 1997.)

Difference: With respect to Total Oxidizable Precursor (TOP) Assay analysis, the difference is defined as the Post-Treatment value minus the Pre-Treatment value.

Final pH: As it pertains to Sample Receipt & Container Information section of the report, Final pH reflects pH of container determined after adjustment at the laboratory, if applicable. If no adjustment required, value reflects Initial pH.

Frozen Date/Time: With respect to Volatile Organics in soil, Frozen Date/Time reflects the date/time at which associated Reagent Water-preserved vials were initially frozen. Note: If frozen date/time is beyond 48 hours from sample collection, value will be reflected in 'bold'.

Gasoline Range Organics (GRO): Gasoline Range Organics (GRO) results include all chromatographic peaks eluting from Methyl tert butyl ether through Naphthalene, with the exception of GRO analysis in support of State of Ohio programs, which includes all chromatographic peaks eluting from Hexane through Dodecane.

Initial pH: As it pertains to Sample Receipt & Container Information section of the report, Initial pH reflects pH of container determined upon receipt, if applicable.

PAH Total: With respect to Alkylated PAH analyses, the 'PAHs, Total' result is defined as the summation of results for all or a subset of the following compounds: Naphthalene, C1-C4 Naphthalenes, 2-Methylnaphthalene, 1-Methylnaphthalene, Biphenyl, Acenaphthylene, Acenaphthene, Fluorene, C1-C3 Fluorenes, Phenanthrene, C1-C4 Phenanthrenes/Anthracenes, Anthracene, Fluoranthene, Pyrene, C1-C4 Fluoranthenes/Pyrenes, Benz(a)anthracene, Chrysene, C1-C4 Chrysenes, Benzo(b)fluoranthene, Benzo(j)+(k)fluoranthene, Benzo(e)pyrene, Benzo(a)pyrene, Perylene, Indeno(1,2,3-cd)pyrene, Dibenz(ah)+(ac)anthracene, Benzo(g,h,i)perylene. If a 'Total' result is requested, the results of its individual components will also be reported.

PFAS Total: With respect to PFAS analyses, the 'PFAS, Total (5)' result is defined as the summation of results for: PFHpA, PFHxS, PFOA, PFNA and PFOS. In addition, the 'PFAS, Total (6)' result is defined as the summation of results for: PFHpA, PFHxS, PFOA, PFNA, PFDA and PFOS. For MassDEP DW compliance analysis only, the 'PFAS, Total (6)' result is defined as the summation of results at or above the RL. Note: If a 'Total' result is requested, the results of its individual components will also be reported.

Total: With respect to Organic analyses, a 'Total' result is defined as the summation of results for individual isomers or Aroclors. If a 'Total' result is requested, the results of its individual components will also be reported. This is applicable to 'Total' results for methods 8260, 8081 and 8082.

Data Qualifiers

A - Spectra identified as "Aldol Condensates" are byproducts of the extraction/concentration procedures when acetone is introduced in the process.

B - The analyte was detected above the reporting limit in the associated method blank. Flag only applies to associated field samples that have detectable concentrations of the analyte at less than ten times (10x) the concentration found in the blank. For MCP-related projects, flag only applies to associated field samples that have detectable concentrations of the analyte at less than ten times (10x) the concentration found in the blank. For DOD-related projects, flag only applies to associated field samples that have detectable concentrations of the analyte at less than ten times (10x) the concentration found in the blank AND the analyte was detected above one-half the reporting limit (or above the reporting limit for common lab contaminants) in the associated method blank. For NJ-Air-related projects, flag only applies to associated field samples that have detectable concentrations of the analyte above the reporting limit. For NJ-related projects (excluding Air), flag only applies to associated field samples that have detectable concentrations of the analyte, which was detected above the reporting limit in the associated method blank or above five times the reporting limit for common lab contaminants (Phthalates, Acetone, Methylene Chloride, 2-Butanone).

C - Co-elution: The target analyte co-elutes with a known lab standard (i.e. surrogate, internal standards, etc.) for co-extracted analyses.

D - Concentration of analyte was quantified from diluted analysis. Flag only applies to field samples that have detectable concentrations of the analyte.

E - Concentration of analyte exceeds the range of the calibration curve and/or linear range of the instrument.

F - The ratio of quantifier ion response to qualifier ion response falls outside of the laboratory criteria. Results are considered to be an estimated maximum concentration.

G - The concentration may be biased high due to matrix interferences (i.e, co-elution) with non-target compound(s). The result should be considered estimated.

H - The analysis of pH was performed beyond the regulatory-required holding time of 15 minutes from the time of sample collection.

I - The lower value for the two columns has been reported due to obvious interference.

J - Estimated value. This represents an estimated concentration for Tentatively Identified Compounds (TICs).

M - Reporting Limit (RL) exceeds the MCP CAM Reporting Limit for this analyte.

Report Format: Data Usability Report

Project Name:	136 FULLER ROAD	**Lab Number:**	L2557633
Project Number:	2222575.05	**Report Date:**	09/25/25

Data Qualifiers

ND - Not detected at the reporting limit (RL) for the sample.

NJ - Presumptive evidence of compound. This represents an estimated concentration for Tentatively Identified Compounds (TICs), where the identification is based on a mass spectral library search.

P - The RPD between the results for the two columns exceeds the method-specified criteria.

Q - The quality control sample exceeds the associated acceptance criteria. For DOD-related projects, LCS and/or Continuing Calibration Standard exceedences are also qualified on all associated sample results. Note: This flag is not applicable for matrix spike recoveries when the sample concentration is greater than 4x the spike added or for batch duplicate RPD when the sample concentrations are less than 5x the RL. (Metals only.)

R - Analytical results are from sample re-analysis.

RE - Analytical results are from sample re-extraction.

S - Analytical results are from modified screening analysis.

V - The surrogate associated with this target analyte has a recovery outside the QC acceptance limits. (Applicable to MassDEP DW Compliance samples only.)

Z - The batch matrix spike and/or duplicate associated with this target analyte has a recovery/RPD outside the QC acceptance limits. (Applicable to MassDEP DW Compliance samples only.)

Report Format: Data Usability Report

Project Name: 136 FULLER ROAD
Project Number: 2222575.05
Lab Number: L2557633
Report Date: 09/25/25

REFERENCES

48 Compendium of Methods for the Determination of Toxic Organic Compounds in Ambient Air. Second Edition. EPA/625/R-96/010b, January 1999.

LIMITATION OF LIABILITIES

Pace Analytical Services performs services with reasonable care and diligence normal to the analytical testing laboratory industry. In the event of an error, the sole and exclusive responsibility of Pace Analytical Services shall be to re-perform the work at it's own expense. In no event shall Pace Analytical Services be held liable for any incidental, consequential or special damages, including but not limited to, damages in any way connected with the use of, interpretation of, information or analysis provided by Pace Analytical Services.

We strongly urge our clients to comply with EPA protocol regarding sample volume, preservation, cooling, containers, sampling procedures, holding time and splitting of samples in the field.

Certification Information

The following analytes are not included in our Primary NELAP Scope of Accreditation:

Westborough Facility – 8 Walkup Dr. Westborough, MA 01581
EPA 624.1: m/p-xylene, o-xylene, Naphthalene
EPA 625.1: alpha-Terpineol
EPA 8260D: NPW: 1,2,4,5-Tetramethylbenzene; 4-Ethyltoluene; SCM: Iodomethane (methyl iodide), 1,2,4,5-Tetramethylbenzene; 4-Ethyltoluene.
EPA 8270E: NPW: Dimethylnaphthalene,1,4-Diphenylhydrazine, alpha-Terpineol, Azobenzene; SCM: Dimethylnaphthalene,1,4-Diphenylhydrazine.
SM4500: NPW: Amenable Cyanide; SCM: Total Phosphorus, TKN, NO2, NO3.

Mansfield Facility – 320 Forbes Blvd. Mansfield, MA 02048
SM 2540D: TSS.
EPA TO-15: Halothane, 2,4,4-Trimethyl-2-pentene, 2,4,4-Trimethyl-1-pentene, Thiophene, 2-Methylthiophene, 3-Methylthiophene, 2-Ethylthiophene, 1,2,3-Trimethylbenzene, Indan, Indene, 1,2,4,5-Tetramethylbenzene, Benzothiophene, 1-Methylnaphthalene.
MADEP-APH.
Nonpotable Water: EPA RSK-175 Dissolved Gases
Biological Tissue Matrix: EPA 3050B

Mansfield Facility – 120 Forbes Blvd. Mansfield, MA 02048
EPA TO-15: Halothane, 2,4,4-Trimethyl-2-pentene, 2,4,4-Trimethyl-1-pentene, Thiophene, 2-Methylthiophene, 3-Methylthiophene, 2-Ethylthiophene, 1,2,3-Trimethylbenzene, Indan, Indene, 1,2,4,5-Tetramethylbenzene, Benzothiophene, 1-Methylnaphthalene.
Nonpotable Water: EPA RSK-175 Dissolved Gases

The following test method is not included in our New Jersey Secondary NELAP Scope of Accreditation:

Mansfield Facility – 320 Forbes Blvd. Mansfield, MA 02048
Determination of Selected Perfluorinated Alkyl Substances by Solid Phase Extraction and Liquid Chromatography/Tandem Mass Spectrometry Isotope Dilution (via Alpha SOP 23528)

The following analytes are included in our Massachusetts DEP Scope of Accreditation

Westborough Facility – 8 Walkup Dr. Westborough, MA 01581

Drinking Water
EPA 300.0: Chloride, Nitrate-N, Fluoride, Sulfate; **EPA 353.2**: Nitrate-N, Nitrite-N; **SM4500NO3-F**: Nitrate-N, Nitrite-N; **SM4500F-C, SM4500CN-CE, EPA 180.1, SM2130B, SM4500Cl-D, SM2320B, SM2540C, SM4500H-B, SM4500NO2-B**
EPA 524.2: THMs and VOCs; **EPA 504.1:** EDB, DBCP.
Microbiology: **SM9215B; SM9223-P/A, SM9223B-Colilert-QT,SM9222D**.

Non-Potable Water
SM4500H,B, EPA 120.1, SM2510B, SM2540C, SM2320B, SM4500CL-E, SM4500F-BC, SM4500NH3-BH: Ammonia-N and Kjeldahl-N, **EPA 350.1**: Ammonia-N, **LACHAT 10-107-06-1-B**: Ammonia-N, **EPA 351.1, SM4500NO3-F, EPA 353.2**: Nitrate-N**, SM4500P-E, SM4500P-B, E, SM4500SO4-E, SM5220D, EPA 410.4, SM5210B, SM5310C, SM4500CL-D, SM4500CL-G, EPA 1664, EPA 420.1, SM4500-CN-CE, SM2540D, EPA 300: Chloride, Sulfate, Nitrate.**
EPA 624.1: Volatile Halocarbons & Aromatics,
EPA 608.3: Chlordane, Toxaphene, Aldrin, alpha-BHC, beta-BHC, gamma-BHC, delta-BHC, Dieldrin, DDD, DDE, DDT, Endosulfan I, Endosulfan II, Endosulfan sulfate, Endrin, Endrin Aldehyde, Heptachlor, Heptachlor Epoxide, PCBs
EPA 625.1: SVOC (Acid/Base/Neutral Extractables).
Microbiology: **SM9223B-Colilert-QT; Enterolert-QT.**

Mansfield Facility – 320 Forbes Blvd. Mansfield, MA 02048

Drinking Water
EPA 200.7: Al, Ba, Cd, Cr, Cu, Fe, Mn, Ni, Na, Ag, Ca, Zn. **EPA 200.8:** Al, Sb, As, Ba, Be, Cd, Cr, Cu, Pb, Mn, Ni, Se, Ag, TL, Zn. **EPA 245.1** Hg.
EPA 522, EPA 537.1.

Non-Potable Water
EPA 200.7: Al, Sb, As, Be, Cd, Ca, Cr, Co, Cu, Fe, Pb, Mg, Mn, Mo, Ni, K, Se, Ag, Na, Sr, TL, Ti, V, Zn.
EPA 200.8: Al, Sb**,** As, Be, Cd, Ca, Cr, Cu, Fe, Pb, Mg, Mn, Ni, K, Se, Ag, Na, TL, Zn.
EPA 245.1: Hg. **EPA 245.7:** Hg.
SM2340B

Certification IDs:

Westborough Facility – 8 Walkup Dr. Westborough, MA 01581
CT PH-0826, IL 200077, IN C-MA-03, KY kY98045, ME MA00086, MD 348, MA M-MA086, NH 2064, NJ MA935, NY 11148, NC (DW) 25700, NC (NPW/SCM) 666, OR MA-1316, PA 68-03671, RI LAO00065, TX T104704476, VT VT-0935, VA 460195

Mansfield Facility – 320 Forbes Blvd. Mansfield, MA 02048
MA M-MA00030, CT PH-0825, ANAB/DoD L2474, IL 200081, IN C-MA-04, KY KY98046, LA 85084, ME MA00030, MI 9110, MN 025-999-495, NH 2062, NJ MA015, NY 11627, NC (NPW/SCM) 685, OR MA-0262, PA 68-02089, RI LAO00299, TX T-104704419, VT VT-0015, VA 460194, WA C954

Mansfield Facility – 120 Forbes Blvd. Mansfield, MA 02048
ANAB/DoD L2474, LA 245052, ME MA01156, MN 025-999-498, NH 2249, NJ MA025, NY 12191, OR 4203, TX T104704583, VA 460311, WA C1104.

For a complete listing of analytes and methods, please contact your Project Manager.

AIR ANALYSIS

PAGE 1 OF 1

Pace ANALYTICAL SERVICES

CHAIN OF CUSTODY

120 Forbes Blvd, Mansfield, MA 02048
TEL 508-822-9300 FAX 508-822-3288

Date Rec'd in Lab: 9/12/25

Pace® Job #: L2557633

Client Information

Client: LaBella Associates

Address: 4 British American Blvd
Latham, NY 12110

Phone: 720-626-6362

Fax:

Email: bfields@labellapc.com

☐ These samples have been previously analyzed by Pace

Project Information

Project Name: 136 Fuller Road

Project Location: Albany, NY

Project #: 2222575.05

Project Manager: Brennan Fields

Pace® Quote #:

Turn-Around Time

☒ Standard ☐ RUSH (only if pre-approved)

Date Due: Time:

Report Information - Data Deliverables

☐ FAX
☐ ADEx
Criteria Checker:
(Default based on Regulatory Criteria indicated)
Other Formats:
☒ EMAIL (standard pdf report)
☐ Additional Deliverables

Report to: (if different than Project Manager)

Billing Information

☑ Same as Client info PO #: 2222575.05

APPico labellapc.com

Regulatory Requirements/Report Limits

State/Fed	Program	Res / Comm

Other Project Specific Requirements/Comments:

Project-Specific Target Compound List: ☐

All Columns Below Must Be Filled Out

PACE Lab ID (Lab Use Only)	Sample ID	COLLECTION End Date	Start Time	End Time	Initial Vacuum	Final Vacuum	Sample Matrix*	Sampler's Initials	Can Size	ID Can	ID - Flow Controller	TO-15	TO-15 SIM	APH	Fixed Gases	Sulfides & Mercaptans by TO-15	☐	Sample Comments (i.e. PID)
57633-01	Effluent_AUG25	9/11/25		1430	-28.5	0	SV	BF	1L	4133	0410	X						8.8 ppm

ANALYSIS

*SAMPLE MATRIX CODES

AA = Ambient Air (Indoor/Outdoor)
SV = Soil Vapor/Landfill Gas/SVE
Other = Please Specify

Container Type:

Please print clearly, legibly and completely. Samples can not be logged in and turnaround time clock will not start until any ambiguities are resolved. All samples submitted are subject to Pace's Terms and Conditions. See reverse side.

Relinquished By	Date/Time	Received By	Date/Time
Brennan Fields / LaBella	9/11/25 15:15	Pace	9/11 15:15
	9/11 15:19		9/11 2200
	9/12 1300		
	9/12/25 05:00		9/12/25 0500

PAGE 9/12/25 0813

Form No 101 02 Rev. (26-Sep-16)

Sample Delivery Group Summary

Pace Job Number : L2557633

Account Name : LaBella Associates, P.C.
Project Number : 2222575.05
Project Name : 136 FULLER ROAD

Received : 11-SEP-2025
Reviewer : Christopher J Anderson

Delivery Information

Samples Delivered By : Pace Courier

Chain of Custody : Present

Cooler Information

Cooler	Seal/Seal#	Preservation	Temperature(°C)	Additional Information
NA	Absent/			

Condition Information

1) All samples on COC received?	**YES**
2) Extra samples received?	**NO**
3) Are there any sample container discrepancies?	**NO**
4) Are there any discrepancies between COC & sample labels?	**NO**
5) Are samples in appropriate containers for requested analysis?	**YES**
6) Are samples properly preserved for requested analysis?	**YES**
7) Are samples within holding time for requested analysis?	**YES**
8) All sampling equipment returned?	**YES**

Volatile Organics/VPH

1) Reagent Water Vials Frozen by Client?	**NA**

ANALYTICAL REPORT

Lab Number:	L2561028
Client:	LaBella Associates, P.C. 4 British American Boulevard Latham, NY 12110
ATTN:	Branson Fields
Phone:	(518) 266-7355
Project Name:	136 FULLER ROAD
Project Number:	2222575.05
Report Date:	10/09/25

The original project report/data package is held by Pace Analytical Services. This report/data package is paginated and should be reproduced only in its entirety. Pace Analytical Services holds no responsibility for results and/or data that are not consistent with the original.

Certifications & Approvals: NH ELAP (2249).

120 Forbes Boulevard, Mansfield, MA 02048-1806
508-822-9300 (Fax) 508-822-3288 800-624-9220 - www.pacelabs.com

Project Name: 136 FULLER ROAD
Project Number: 2222575.05

Lab Number: L2561028
Report Date: 10/09/25

Lab Sample ID	Client ID	Matrix	Sample Location	Collection Date/Time	Receive Date
L2561028-01	EFFLUENT_SEPT25	SOIL_VAPOR	ALBANY, NY	09/26/25 09:40	09/26/25

Project Name:	136 FULLER ROAD	**Lab Number:**	L2561028
Project Number:	2222575.05	**Report Date:**	10/09/25

Case Narrative

The samples were received in accordance with the Chain of Custody and no significant deviations were encountered during the preparation or analysis unless otherwise noted. Sample Receipt, Container Information, and the Chain of Custody are located at the back of the report.

Results contained within this report relate only to the samples submitted under this Pace Lab Number and meet NELAP requirements for all NELAP accredited parameters unless otherwise noted in the following narrative. The data presented in this report is organized by parameter (i.e. VOC, SVOC, etc.). Sample specific Quality Control data (i.e. Surrogate Spike Recovery) is reported at the end of the target analyte list for each individual sample, followed by the Laboratory Batch Quality Control at the end of each parameter. Tentatively Identified Compounds (TICs), if requested, are reported for compounds identified to be present and are not part of the method/program Target Compound List, even if only a subset of the TCL are being reported. If a sample was re-analyzed or re-extracted due to a required quality control corrective action and if both sets of data are reported, the Laboratory ID of the re-analysis or re-extraction is designated with an "R" or "RE", respectively.

When multiple Batch Quality Control elements are reported (e.g. more than one LCS), the associated samples for each element are noted in the grey shaded header line of each data table. Any Laboratory Batch, Sample Specific % recovery or RPD value that is outside the listed Acceptance Criteria is bolded in the report. In reference to questions H (CAM) or 4 (RCP) when "NO" is checked, the performance criteria for CAM and RCP methods allow for some quality control failures to occur and still be within method compliance. In these instances, the specific failure is not narrated but noted in the associated QC Outlier Summary Report, located directly after the Case Narrative. QC information is also incorporated in the Data Usability Assessment table (Format 11) of our Data Merger tool, where it can be reviewed in conjunction with the sample result, associated regulatory criteria and any associated data usability implications.

Soil/sediments and solids are reported on a dry weight basis unless otherwise noted. Tissues are reported "as received" or on a wet weight basis, unless otherwise noted. Definitions of all data qualifiers and acronyms used in this report are provided in the Glossary located at the back of the report.

HOLD POLICY - For samples submitted on hold, Pace's policy is to hold samples (with the exception of Air canisters) free of charge for 21 calendar days from the date the project is completed. After 21 calendar days, we will dispose of all samples submitted including those put on hold unless you have contacted your Pace Project Manager and made arrangements for Pace to continue to hold the samples. Air canisters will be disposed after 3 business days from the date the project is completed.

Please contact Project Management at 800-624-9220 with any questions.

Project Name:	136 FULLER ROAD	**Lab Number:**	L2561028
Project Number:	2222575.05	**Report Date:**	10/09/25

Case Narrative (continued)

Volatile Organics in Air

Canisters were released from the laboratory on September 22, 2025. The canister certification data is provided as an addendum.

L2561028-01D: Prior to sample analysis, the canisters were pressurized with UHP Nitrogen due to canister size. The pressurization resulted in a dilution of the sample. The reporting limits have been elevated accordingly.

L2561028-01D: The sample has elevated detection limits due to the dilution required by the elevated concentrations of target compounds in the sample.

The continuing calibration standard, associated with L2561028-01D, is outside the %D criteria for Ethanol.

I, the undersigned, attest under the pains and penalties of perjury that, to the best of my knowledge and belief and based upon my personal inquiry of those responsible for providing the information contained in this analytical report, such information is accurate and complete. This certificate of analysis is not complete unless this page accompanies any and all pages of this report.

Authorized Signature: Christopher J. Anderson

Title: Technical Director/Representative Date: 10/09/25

AIR

Project Name: 136 FULLER ROAD
Project Number: 2222575.05

Lab Number: L2561028
Report Date: 10/09/25

SAMPLE RESULTS

Lab ID: L2561028-01 D
Client ID: EFFLUENT_SEPT25
Sample Location: ALBANY, NY

Date Collected: 09/26/25 09:40
Date Received: 09/26/25
Field Prep: Not Specified

Sample Depth:
Matrix: Soil_Vapor
Anaytical Method: 48,TO-15
Analytical Date: 10/07/25 02:31
Analyst: KJD

	ppbV			ug/m3				
Parameter	Results	RL	MDL	Results	RL	MDL	Qualifier	Dilution Factor
Volatile Organics in Air - Mansfield Air Lab								
Dichlorodifluoromethane	3.12	0.878	--	15.4	4.34	--		4.39
Chloromethane	ND	0.878	--	ND	1.81	--		4.39
Freon-114	1.15	0.878	--	8.04	6.14	--		4.39
Vinyl chloride	8.38	0.878	--	21.4	2.24	--		4.39
1,3-Butadiene	ND	0.878	--	ND	1.94	--		4.39
Bromomethane	ND	0.878	--	ND	3.41	--		4.39
Chloroethane	3.69	0.878	--	9.74	2.32	--		4.39
Ethanol	ND	22.0	--	ND	41.5	--		4.39
Vinyl bromide	ND	0.878	--	ND	3.84	--		4.39
Acetone	4.62	4.39	--	11.0	10.4	--		4.39
Trichlorofluoromethane	18.5	0.878	--	104	4.93	--		4.39
Isopropanol	ND	4.39	--	ND	10.8	--		4.39
1,1-Dichloroethene	5.91	0.878	--	23.4	3.48	--		4.39
Tertiary butyl Alcohol	ND	2.20	--	ND	6.67	--		4.39
Methylene chloride	ND	2.20	--	ND	7.64	--		4.39
3-Chloropropene	ND	0.878	--	ND	2.75	--		4.39
Carbon disulfide	ND	0.878	--	ND	2.73	--		4.39
Freon-113	ND	0.878	--	ND	6.73	--		4.39
trans-1,2-Dichloroethene	1.63	0.878	--	6.46	3.48	--		4.39
1,1-Dichloroethane	42.8	0.878	--	173	3.55	--		4.39
Methyl tert butyl ether	ND	0.878	--	ND	3.17	--		4.39
2-Butanone	ND	2.20	--	ND	6.49	--		4.39
cis-1,2-Dichloroethene	405	0.878	--	1610	3.48	--		4.39

Project Name: 136 FULLER ROAD
Project Number: 2222575.05
Lab Number: L2561028
Report Date: 10/09/25

SAMPLE RESULTS

Lab ID: L2561028-01 D
Client ID: EFFLUENT_SEPT25
Sample Location: ALBANY, NY

Date Collected: 09/26/25 09:40
Date Received: 09/26/25
Field Prep: Not Specified

Sample Depth:

Parameter	ppbV Results	ppbV RL	ppbV MDL	ug/m3 Results	ug/m3 RL	ug/m3 MDL	Qualifier	Dilution Factor
Volatile Organics in Air - Mansfield Air Lab								
Ethyl Acetate	ND	2.20	--	ND	7.93	--		4.39
Chloroform	ND	0.878	--	ND	4.29	--		4.39
Tetrahydrofuran	ND	2.20	--	ND	6.49	--		4.39
1,2-Dichloroethane	ND	0.878	--	ND	3.55	--		4.39
n-Hexane	ND	0.878	--	ND	3.09	--		4.39
1,1,1-Trichloroethane	66.2	0.878	--	361	4.79	--		4.39
Benzene	ND	0.878	--	ND	2.80	--		4.39
Carbon tetrachloride	ND	0.878	--	ND	5.52	--		4.39
Cyclohexane	ND	0.878	--	ND	3.02	--		4.39
1,2-Dichloropropane	ND	0.878	--	ND	4.06	--		4.39
Bromodichloromethane	ND	0.878	--	ND	5.88	--		4.39
1,4-Dioxane	ND	0.878	--	ND	3.16	--		4.39
Trichloroethene	80.8	0.878	--	434	4.72	--		4.39
2,2,4-Trimethylpentane	ND	0.878	--	ND	4.10	--		4.39
Heptane	ND	0.878	--	ND	3.60	--		4.39
cis-1,3-Dichloropropene	ND	0.878	--	ND	3.99	--		4.39
4-Methyl-2-pentanone	ND	2.20	--	ND	9.02	--		4.39
trans-1,3-Dichloropropene	ND	0.878	--	ND	3.99	--		4.39
1,1,2-Trichloroethane	ND	0.878	--	ND	4.79	--		4.39
Toluene	2.16	0.878	--	8.14	3.31	--		4.39
2-Hexanone	ND	0.878	--	ND	3.60	--		4.39
Dibromochloromethane	ND	0.878	--	ND	7.48	--		4.39
1,2-Dibromoethane	ND	0.878	--	ND	6.75	--		4.39
Tetrachloroethene	382	0.878	--	2590	5.95	--		4.39
Chlorobenzene	ND	0.878	--	ND	4.04	--		4.39
Ethylbenzene	ND	0.878	--	ND	3.81	--		4.39

Project Name: 136 FULLER ROAD
Project Number: 2222575.05
Lab Number: L2561028
Report Date: 10/09/25

SAMPLE RESULTS

Lab ID: L2561028-01 D
Client ID: EFFLUENT_SEPT25
Sample Location: ALBANY, NY

Date Collected: 09/26/25 09:40
Date Received: 09/26/25
Field Prep: Not Specified

Sample Depth:

Parameter	ppbV Results	ppbV RL	ppbV MDL	ug/m3 Results	ug/m3 RL	ug/m3 MDL	Qualifier	Dilution Factor
Volatile Organics in Air - Mansfield Air Lab								
p/m-Xylene	4.11	1.76	--	17.9	7.64	--		4.39
Bromoform	ND	0.878	--	ND	9.08	--		4.39
Styrene	ND	0.878	--	ND	3.74	--		4.39
1,1,2,2-Tetrachloroethane	ND	0.878	--	ND	6.03	--		4.39
o-Xylene	2.20	0.878	--	9.56	3.81	--		4.39
4-Ethyltoluene	ND	0.878	--	ND	4.32	--		4.39
1,3,5-Trimethylbenzene	0.926	0.878	--	4.55	4.32	--		4.39
1,2,4-Trimethylbenzene	4.72	0.878	--	23.2	4.32	--		4.39
Benzyl chloride	ND	0.878	--	ND	4.55	--		4.39
1,3-Dichlorobenzene	ND	0.878	--	ND	5.28	--		4.39
1,4-Dichlorobenzene	ND	0.878	--	ND	5.28	--		4.39
1,2-Dichlorobenzene	ND	0.878	--	ND	5.28	--		4.39
1,2,4-Trichlorobenzene	ND	0.878	--	ND	6.52	--		4.39
Naphthalene	ND	0.834	--	ND	4.37	--		4.39
Hexachlorobutadiene	ND	0.878	--	ND	9.37	--		4.39

Internal Standard	% Recovery	Qualifier	Acceptance Criteria
1,4-Difluorobenzene	107		60-140
Bromochloromethane	113		60-140
chlorobenzene-d5	134		60-140

Project Name: 136 FULLER ROAD
Project Number: 2222575.05
Lab Number: L2561028
Report Date: 10/09/25

Method Blank Analysis
Batch Quality Control

Analytical Method: 48,TO-15
Analytical Date: 10/06/25 19:21

Parameter	ppbV Results	ppbV RL	ppbV MDL	ug/m3 Results	ug/m3 RL	ug/m3 MDL	Qualifier	Dilution Factor
Volatile Organics in Air - Mansfield Air Lab for sample(s): 01 Batch: WG2125250-4								
Dichlorodifluoromethane	ND	0.200	--	ND	0.989	--		1
Chloromethane	ND	0.200	--	ND	0.413	--		1
Freon-114	ND	0.200	--	ND	1.40	--		1
Vinyl chloride	ND	0.200	--	ND	0.511	--		1
1,3-Butadiene	ND	0.200	--	ND	0.442	--		1
Bromomethane	ND	0.200	--	ND	0.777	--		1
Chloroethane	ND	0.200	--	ND	0.528	--		1
Ethanol	ND	5.00	--	ND	9.42	--		1
Vinyl bromide	ND	0.200	--	ND	0.874	--		1
Acetone	ND	1.00	--	ND	2.38	--		1
Trichlorofluoromethane	ND	0.200	--	ND	1.12	--		1
Isopropanol	ND	1.00	--	ND	2.46	--		1
1,1-Dichloroethene	ND	0.200	--	ND	0.793	--		1
Tertiary butyl Alcohol	ND	0.500	--	ND	1.52	--		1
Methylene chloride	ND	0.500	--	ND	1.74	--		1
3-Chloropropene	ND	0.200	--	ND	0.626	--		1
Carbon disulfide	ND	0.200	--	ND	0.623	--		1
Freon-113	ND	0.200	--	ND	1.53	--		1
trans-1,2-Dichloroethene	ND	0.200	--	ND	0.793	--		1
1,1-Dichloroethane	ND	0.200	--	ND	0.809	--		1
Methyl tert butyl ether	ND	0.200	--	ND	0.721	--		1
2-Butanone	ND	0.500	--	ND	1.47	--		1
cis-1,2-Dichloroethene	ND	0.200	--	ND	0.793	--		1
Ethyl Acetate	ND	0.500	--	ND	1.80	--		1
Chloroform	ND	0.200	--	ND	0.977	--		1

Project Name: 136 FULLER ROAD
Project Number: 2222575.05
Lab Number: L2561028
Report Date: 10/09/25

Method Blank Analysis
Batch Quality Control

Analytical Method: 48,TO-15
Analytical Date: 10/06/25 19:21

Parameter	ppbV Results	ppbV RL	ppbV MDL	ug/m3 Results	ug/m3 RL	ug/m3 MDL	Qualifier	Dilution Factor
Volatile Organics in Air - Mansfield Air Lab for sample(s): 01 Batch: WG2125250-4								
Tetrahydrofuran	ND	0.500	--	ND	1.47	--		1
1,2-Dichloroethane	ND	0.200	--	ND	0.809	--		1
n-Hexane	ND	0.200	--	ND	0.705	--		1
1,1,1-Trichloroethane	ND	0.200	--	ND	1.09	--		1
Benzene	ND	0.200	--	ND	0.639	--		1
Carbon tetrachloride	ND	0.200	--	ND	1.26	--		1
Cyclohexane	ND	0.200	--	ND	0.688	--		1
1,2-Dichloropropane	ND	0.200	--	ND	0.924	--		1
Bromodichloromethane	ND	0.200	--	ND	1.34	--		1
1,4-Dioxane	ND	0.200	--	ND	0.721	--		1
Trichloroethene	ND	0.200	--	ND	1.07	--		1
2,2,4-Trimethylpentane	ND	0.200	--	ND	0.934	--		1
Heptane	ND	0.200	--	ND	0.820	--		1
cis-1,3-Dichloropropene	ND	0.200	--	ND	0.908	--		1
4-Methyl-2-pentanone	ND	0.500	--	ND	2.05	--		1
trans-1,3-Dichloropropene	ND	0.200	--	ND	0.908	--		1
1,1,2-Trichloroethane	ND	0.200	--	ND	1.09	--		1
Toluene	ND	0.200	--	ND	0.754	--		1
2-Hexanone	ND	0.200	--	ND	0.820	--		1
Dibromochloromethane	ND	0.200	--	ND	1.70	--		1
1,2-Dibromoethane	ND	0.200	--	ND	1.54	--		1
Tetrachloroethene	ND	0.200	--	ND	1.36	--		1
Chlorobenzene	ND	0.200	--	ND	0.921	--		1
Ethylbenzene	ND	0.200	--	ND	0.869	--		1
p/m-Xylene	ND	0.400	--	ND	1.74	--		1

Project Name: 136 FULLER ROAD
Project Number: 2222575.05
Lab Number: L2561028
Report Date: 10/09/25

Method Blank Analysis
Batch Quality Control

Analytical Method: 48,TO-15
Analytical Date: 10/06/25 19:21

Parameter	ppbV Results	ppbV RL	ppbV MDL	ug/m3 Results	ug/m3 RL	ug/m3 MDL	Qualifier	Dilution Factor
Volatile Organics in Air - Mansfield Air Lab for sample(s): 01 Batch: WG2125250-4								
Bromoform	ND	0.200	--	ND	2.07	--		1
Styrene	ND	0.200	--	ND	0.852	--		1
1,1,2,2-Tetrachloroethane	ND	0.200	--	ND	1.37	--		1
o-Xylene	ND	0.200	--	ND	0.869	--		1
4-Ethyltoluene	ND	0.200	--	ND	0.983	--		1
1,3,5-Trimethylbenzene	ND	0.200	--	ND	0.983	--		1
1,2,4-Trimethylbenzene	ND	0.200	--	ND	0.983	--		1
Benzyl chloride	ND	0.200	--	ND	1.04	--		1
1,3-Dichlorobenzene	ND	0.200	--	ND	1.20	--		1
1,4-Dichlorobenzene	ND	0.200	--	ND	1.20	--		1
1,2-Dichlorobenzene	ND	0.200	--	ND	1.20	--		1
1,2,4-Trichlorobenzene	ND	0.200	--	ND	1.48	--		1
Naphthalene	ND	0.190	--	ND	0.996	--		1
Hexachlorobutadiene	ND	0.200	--	ND	2.13	--		1

Lab Control Sample Analysis
Batch Quality Control

Project Name: 136 FULLER ROAD
Project Number: 2222575.05

Lab Number: L2561028
Report Date: 10/09/25

Parameter	LCS %Recovery	Qual	LCSD %Recovery	Qual	%Recovery Limits	RPD	Qual	RPD Limits
Volatile Organics in Air - Mansfield Air Lab Associated sample(s): 01 Batch: WG2125250-3								
Dichlorodifluoromethane	80		-		70-130	-		
Chloromethane	99		-		70-130	-		
Freon-114	102		-		70-130	-		
Vinyl chloride	101		-		70-130	-		
1,3-Butadiene	94		-		70-130	-		
Bromomethane	100		-		70-130	-		
Chloroethane	103		-		70-130	-		
Ethanol	95		-		40-160	-		
Vinyl bromide	101		-		70-130	-		
Acetone	86		-		40-160	-		
Trichlorofluoromethane	89		-		70-130	-		
Isopropanol	82		-		40-160	-		
1,1-Dichloroethene	105		-		70-130	-		
Tertiary butyl Alcohol	79		-		70-130	-		
Methylene chloride	99		-		70-130	-		
3-Chloropropene	99		-		70-130	-		
Carbon disulfide	101		-		70-130	-		
Freon-113	106		-		70-130	-		
trans-1,2-Dichloroethene	106		-		70-130	-		

Lab Control Sample Analysis
Batch Quality Control

Project Name: 136 FULLER ROAD
Project Number: 2222575.05

Lab Number: L2561028
Report Date: 10/09/25

Parameter	LCS %Recovery	Qual	LCSD %Recovery	Qual	%Recovery Limits	RPD	Qual	RPD Limits
Volatile Organics in Air - Mansfield Air Lab Associated sample(s): 01 Batch: WG2125250-3								
1,1-Dichloroethane	104		-		70-130	-		
Methyl tert butyl ether	96		-		70-130	-		
2-Butanone	94		-		70-130	-		
cis-1,2-Dichloroethene	104		-		70-130	-		
Ethyl Acetate	111		-		70-130	-		
Chloroform	90		-		70-130	-		
Tetrahydrofuran	106		-		70-130	-		
1,2-Dichloroethane	85		-		70-130	-		
n-Hexane	105		-		70-130	-		
1,1,1-Trichloroethane	86		-		70-130	-		
Benzene	96		-		70-130	-		
Carbon tetrachloride	76		-		70-130	-		
Cyclohexane	107		-		70-130	-		
1,2-Dichloropropane	107		-		70-130	-		
Bromodichloromethane	89		-		70-130	-		
1,4-Dioxane	102		-		70-130	-		
Trichloroethene	97		-		70-130	-		
2,2,4-Trimethylpentane	110		-		70-130	-		
Heptane	100		-		70-130	-		

Lab Control Sample Analysis
Batch Quality Control

Project Name: 136 FULLER ROAD
Project Number: 2222575.05

Lab Number: L2561028
Report Date: 10/09/25

Parameter	LCS %Recovery	Qual	LCSD %Recovery	Qual	%Recovery Limits	RPD	Qual	RPD Limits
Volatile Organics in Air - Mansfield Air Lab Associated sample(s): 01 Batch: WG2125250-3								
cis-1,3-Dichloropropene	103		-		70-130	-		
4-Methyl-2-pentanone	97		-		70-130	-		
trans-1,3-Dichloropropene	107		-		70-130	-		
1,1,2-Trichloroethane	104		-		70-130	-		
Toluene	112		-		70-130	-		
2-Hexanone	102		-		70-130	-		
Dibromochloromethane	100		-		70-130	-		
1,2-Dibromoethane	120		-		70-130	-		
Tetrachloroethene	114		-		70-130	-		
Chlorobenzene	115		-		70-130	-		
Ethylbenzene	110		-		70-130	-		
p/m-Xylene	110		-		70-130	-		
Bromoform	105		-		70-130	-		
Styrene	121		-		70-130	-		
1,1,2,2-Tetrachloroethane	115		-		70-130	-		
o-Xylene	114		-		70-130	-		
4-Ethyltoluene	111		-		70-130	-		
1,3,5-Trimethylbenzene	120		-		70-130	-		
1,2,4-Trimethylbenzene	120		-		70-130	-		

Lab Control Sample Analysis
Batch Quality Control

Project Name: 136 FULLER ROAD
Project Number: 2222575.05

Lab Number: L2561028
Report Date: 10/09/25

Parameter	LCS %Recovery	Qual	LCSD %Recovery	Qual	%Recovery Limits	RPD	Qual	RPD Limits
Volatile Organics in Air - Mansfield Air Lab	Associated sample(s): 01		Batch: WG2125250-3					
Benzyl chloride	90		-		70-130	-		
1,3-Dichlorobenzene	119		-		70-130	-		
1,4-Dichlorobenzene	120		-		70-130	-		
1,2-Dichlorobenzene	118		-		70-130	-		
1,2,4-Trichlorobenzene	122		-		70-130	-		
Naphthalene	96		-		70-130	-		
Hexachlorobutadiene	119		-		70-130	-		

Project Name: 136 FULLER ROAD

Project Number: 2222575.05

Lab Number: L2561028

Report Date: 10/09/25

Canister and Flow Controller Information

Samplenum	Client ID	Media ID	Media Type	Date Prepared	Bottle Order	Cleaning Batch ID	Can Leak Check	Initial Pressure (in. Hg)	Pressure on Receipt	Flow Controler Leak Chk	Flow Out mL/min	Flow In	% RPD
L2561028-01	EFFLUENT_SEPT25	2155	1.0L Can	09/22/25	536931	L2550095-01	Pass	-29.1	-1.0	-	-	-	-

Project Name: BATCH CANISTER CERTIFICATION
Project Number: CANISTER QC BAT
Lab Number: L2550095
Report Date: 10/09/25

Air Canister Certification Results

Lab ID: L2550095-01
Client ID: CAN 4685 SHELF 66
Sample Location:

Date Collected: 08/09/25 07:00
Date Received: 08/09/25
Field Prep: Not Specified

Sample Depth:
Matrix: Air
Anaytical Method: 48,TO-15
Analytical Date: 08/10/25 23:22
Analyst: KMH

	ppbV			ug/m3				
Parameter	**Results**	**RL**	**MDL**	**Results**	**RL**	**MDL**	**Qualifier**	**Dilution Factor**
Volatile Organics in Air - Mansfield Air Lab								
Chlorodifluoromethane	ND	0.200	--	ND	0.707	--		1
Propylene	ND	0.500	--	ND	0.861	--		1
Propane	ND	0.500	--	ND	0.902	--		1
Dichlorodifluoromethane	ND	0.200	--	ND	0.989	--		1
Chloromethane	ND	0.200	--	ND	0.413	--		1
Freon-114	ND	0.200	--	ND	1.40	--		1
Methanol	ND	5.00	--	ND	6.55	--		1
Vinyl chloride	ND	0.200	--	ND	0.511	--		1
1,3-Butadiene	ND	0.200	--	ND	0.442	--		1
Butane	ND	0.200	--	ND	0.475	--		1
Bromomethane	ND	0.200	--	ND	0.777	--		1
Chloroethane	ND	0.200	--	ND	0.528	--		1
Ethanol	ND	5.00	--	ND	9.42	--		1
Dichlorofluoromethane	ND	0.200	--	ND	0.842	--		1
Vinyl bromide	ND	0.200	--	ND	0.874	--		1
Acrolein	ND	0.500	--	ND	1.15	--		1
Acetone	ND	1.00	--	ND	2.38	--		1
Acetonitrile	ND	0.200	--	ND	0.336	--		1
Trichlorofluoromethane	ND	0.200	--	ND	1.12	--		1
Isopropanol	ND	1.00	--	ND	2.46	--		1
Acrylonitrile	ND	0.500	--	ND	1.09	--		1
Pentane	ND	0.200	--	ND	0.590	--		1
Ethyl ether	ND	0.200	--	ND	0.606	--		1
1,1-Dichloroethene	ND	0.200	--	ND	0.793	--		1

Project Name: BATCH CANISTER CERTIFICATION
Project Number: CANISTER QC BAT
Lab Number: L2550095
Report Date: 10/09/25

Air Canister Certification Results

Lab ID: L2550095-01
Client ID: CAN 4685 SHELF 66
Sample Location:

Date Collected: 08/09/25 07:00
Date Received: 08/09/25
Field Prep: Not Specified

Sample Depth:

Parameter	ppbV Results	ppbV RL	ppbV MDL	ug/m3 Results	ug/m3 RL	ug/m3 MDL	Qualifier	Dilution Factor
Volatile Organics in Air - Mansfield Air Lab								
Tertiary butyl Alcohol	ND	0.500	--	ND	1.52	--		1
Methylene chloride	ND	0.500	--	ND	1.74	--		1
3-Chloropropene	ND	0.200	--	ND	0.626	--		1
Carbon disulfide	ND	0.200	--	ND	0.623	--		1
Freon-113	ND	0.200	--	ND	1.53	--		1
trans-1,2-Dichloroethene	ND	0.200	--	ND	0.793	--		1
1,1-Dichloroethane	ND	0.200	--	ND	0.809	--		1
Methyl tert butyl ether	ND	0.200	--	ND	0.721	--		1
Vinyl acetate	ND	1.00	--	ND	3.52	--		1
Xylenes, total	ND	0.600	--	ND	0.869	--		1
2-Butanone	ND	0.500	--	ND	1.47	--		1
cis-1,2-Dichloroethene	ND	0.200	--	ND	0.793	--		1
Ethyl Acetate	ND	0.500	--	ND	1.80	--		1
Chloroform	ND	0.200	--	ND	0.977	--		1
Tetrahydrofuran	ND	0.500	--	ND	1.47	--		1
2,2-Dichloropropane	ND	0.200	--	ND	0.924	--		1
1,2-Dichloroethane	ND	0.200	--	ND	0.809	--		1
n-Hexane	ND	0.200	--	ND	0.705	--		1
Diisopropyl ether	ND	0.200	--	ND	0.836	--		1
tert-Butyl Ethyl Ether	ND	0.200	--	ND	0.836	--		1
1,2-Dichloroethene (total)	ND	1.00	--	ND	1.00	--		1
1,1,1-Trichloroethane	ND	0.200	--	ND	1.09	--		1
1,1-Dichloropropene	ND	0.200	--	ND	0.908	--		1
Benzene	ND	0.200	--	ND	0.639	--		1
Carbon tetrachloride	ND	0.200	--	ND	1.26	--		1
Cyclohexane	ND	0.200	--	ND	0.688	--		1
tert-Amyl Methyl Ether	ND	0.200	--	ND	0.836	--		1

Project Name: BATCH CANISTER CERTIFICATION
Project Number: CANISTER QC BAT
Lab Number: L2550095
Report Date: 10/09/25

Air Canister Certification Results

Lab ID: L2550095-01
Client ID: CAN 4685 SHELF 66
Sample Location:

Date Collected: 08/09/25 07:00
Date Received: 08/09/25
Field Prep: Not Specified

Sample Depth:

Parameter	ppbV Results	ppbV RL	ppbV MDL	ug/m3 Results	ug/m3 RL	ug/m3 MDL	Qualifier	Dilution Factor
Volatile Organics in Air - Mansfield Air Lab								
Dibromomethane	ND	0.200	--	ND	1.42	--		1
1,2-Dichloropropane	ND	0.200	--	ND	0.924	--		1
Bromodichloromethane	ND	0.200	--	ND	1.34	--		1
1,4-Dioxane	ND	0.200	--	ND	0.721	--		1
Trichloroethene	ND	0.200	--	ND	1.07	--		1
2,2,4-Trimethylpentane	ND	0.200	--	ND	0.934	--		1
Methyl Methacrylate	ND	0.500	--	ND	2.05	--		1
Heptane	ND	0.200	--	ND	0.820	--		1
cis-1,3-Dichloropropene	ND	0.200	--	ND	0.908	--		1
4-Methyl-2-pentanone	ND	0.500	--	ND	2.05	--		1
trans-1,3-Dichloropropene	ND	0.200	--	ND	0.908	--		1
1,1,2-Trichloroethane	ND	0.200	--	ND	1.09	--		1
Toluene	ND	0.200	--	ND	0.754	--		1
1,3-Dichloropropane	ND	0.200	--	ND	0.924	--		1
2-Hexanone	ND	0.200	--	ND	0.820	--		1
Dibromochloromethane	ND	0.200	--	ND	1.70	--		1
1,2-Dibromoethane	ND	0.200	--	ND	1.54	--		1
Butyl acetate	ND	0.500	--	ND	2.38	--		1
Octane	ND	0.200	--	ND	0.934	--		1
Tetrachloroethene	ND	0.200	--	ND	1.36	--		1
1,1,1,2-Tetrachloroethane	ND	0.200	--	ND	1.37	--		1
Chlorobenzene	ND	0.200	--	ND	0.921	--		1
Ethylbenzene	ND	0.200	--	ND	0.869	--		1
p/m-Xylene	ND	0.400	--	ND	1.74	--		1
Bromoform	ND	0.200	--	ND	2.07	--		1
Styrene	ND	0.200	--	ND	0.852	--		1
1,1,2,2-Tetrachloroethane	ND	0.200	--	ND	1.37	--		1

Project Name: BATCH CANISTER CERTIFICATION
Project Number: CANISTER QC BAT
Lab Number: L2550095
Report Date: 10/09/25

Air Canister Certification Results

Lab ID: L2550095-01
Client ID: CAN 4685 SHELF 66
Sample Location:

Date Collected: 08/09/25 07:00
Date Received: 08/09/25
Field Prep: Not Specified

Sample Depth:

Parameter	ppbV Results	ppbV RL	ppbV MDL	ug/m3 Results	ug/m3 RL	ug/m3 MDL	Qualifier	Dilution Factor
Volatile Organics in Air - Mansfield Air Lab								
o-Xylene	ND	0.200	--	ND	0.869	--		1
1,2,3-Trichloropropane	ND	0.200	--	ND	1.21	--		1
Nonane	ND	0.200	--	ND	1.05	--		1
Isopropylbenzene	ND	0.200	--	ND	0.983	--		1
Bromobenzene	ND	0.200	--	ND	0.793	--		1
2-Chlorotoluene	ND	0.200	--	ND	1.04	--		1
n-Propylbenzene	ND	0.200	--	ND	0.983	--		1
4-Chlorotoluene	ND	0.200	--	ND	1.04	--		1
4-Ethyltoluene	ND	0.200	--	ND	0.983	--		1
1,3,5-Trimethylbenzene	ND	0.200	--	ND	0.983	--		1
tert-Butylbenzene	ND	0.200	--	ND	1.10	--		1
1,2,4-Trimethylbenzene	ND	0.200	--	ND	0.983	--		1
Decane	ND	0.200	--	ND	1.16	--		1
Benzyl chloride	ND	0.200	--	ND	1.04	--		1
1,3-Dichlorobenzene	ND	0.200	--	ND	1.20	--		1
1,4-Dichlorobenzene	ND	0.200	--	ND	1.20	--		1
sec-Butylbenzene	ND	0.200	--	ND	1.10	--		1
p-Isopropyltoluene	ND	0.200	--	ND	1.10	--		1
1,2-Dichlorobenzene	ND	0.200	--	ND	1.20	--		1
n-Butylbenzene	ND	0.200	--	ND	1.10	--		1
1,2-Dibromo-3-chloropropane	ND	0.200	--	ND	1.93	--		1
Undecane	ND	0.200	--	ND	1.28	--		1
Dodecane	ND	0.200	--	ND	1.39	--		1
1,2,4-Trichlorobenzene	ND	0.200	--	ND	1.48	--		1
Naphthalene	ND	0.200	--	ND	0.996	--		1
1,2,3-Trichlorobenzene	ND	0.200	--	ND	1.48	--		1
Hexachlorobutadiene	ND	0.200	--	ND	2.13	--		1

Project Name: BATCH CANISTER CERTIFICATION
Project Number: CANISTER QC BAT

Lab Number: L2550095
Report Date: 10/09/25

Air Canister Certification Results

Lab ID: L2550095-01
Client ID: CAN 4685 SHELF 66
Sample Location:

Date Collected: 08/09/25 07:00
Date Received: 08/09/25
Field Prep: Not Specified

Sample Depth:

Parameter	ppbV Results	ppbV RL	ppbV MDL	ug/m3 Results	ug/m3 RL	ug/m3 MDL	Qualifier	Dilution Factor
Volatile Organics in Air - Mansfield Air Lab								

	Results	Qualifier	Units	RDL	Dilution Factor
Tentatively Identified Compounds					

No Tentatively Identified Compounds

Internal Standard	% Recovery	Qualifier	Acceptance Criteria
1,4-Difluorobenzene	81		60-140
Bromochloromethane	91		60-140
chlorobenzene-d5	85		60-140

Project Name: BATCH CANISTER CERTIFICATION
Project Number: CANISTER QC BAT

Lab Number: L2550095
Report Date: 10/09/25

Air Canister Certification Results

Lab ID: L2550095-01
Client ID: CAN 4685 SHELF 66
Sample Location:

Date Collected: 08/09/25 07:00
Date Received: 08/09/25
Field Prep: Not Specified

Sample Depth:
Matrix: Air
Anaytical Method: 48,TO-15-SIM
Analytical Date: 08/10/25 23:22
Analyst: KMH

	ppbV			ug/m3				
Parameter	**Results**	**RL**	**MDL**	**Results**	**RL**	**MDL**	**Qualifier**	**Dilution Factor**
Volatile Organics in Air by SIM - Mansfield Air Lab								
Dichlorodifluoromethane	ND	0.200	--	ND	0.989	--		1
Chloromethane	ND	0.200	--	ND	0.413	--		1
Freon-114	ND	0.050	--	ND	0.349	--		1
Vinyl chloride	ND	0.020	--	ND	0.051	--		1
1,3-Butadiene	ND	0.020	--	ND	0.044	--		1
Bromomethane	ND	0.020	--	ND	0.078	--		1
Chloroethane	ND	0.100	--	ND	0.264	--		1
Acrolein	ND	0.050	--	ND	0.115	--		1
Acetone	ND	1.00	--	ND	2.38	--		1
Trichlorofluoromethane	ND	0.050	--	ND	0.281	--		1
Acrylonitrile	ND	0.500	--	ND	1.09	--		1
1,1-Dichloroethene	ND	0.020	--	ND	0.079	--		1
Methylene chloride	ND	0.500	--	ND	1.74	--		1
Freon-113	ND	0.050	--	ND	0.383	--		1
trans-1,2-Dichloroethene	ND	0.020	--	ND	0.079	--		1
1,1-Dichloroethane	ND	0.020	--	ND	0.081	--		1
Methyl tert butyl ether	ND	0.200	--	ND	0.721	--		1
2-Butanone	ND	0.500	--	ND	1.47	--		1
cis-1,2-Dichloroethene	ND	0.020	--	ND	0.079	--		1
Chloroform	ND	0.020	--	ND	0.098	--		1
1,2-Dichloroethane	ND	0.020	--	ND	0.081	--		1
1,1,1-Trichloroethane	ND	0.020	--	ND	0.109	--		1
Benzene	ND	0.100	--	ND	0.319	--		1
Carbon tetrachloride	ND	0.020	--	ND	0.126	--		1

Project Name: BATCH CANISTER CERTIFICATION
Project Number: CANISTER QC BAT

Lab Number: L2550095
Report Date: 10/09/25

Air Canister Certification Results

Lab ID: L2550095-01
Client ID: CAN 4685 SHELF 66
Sample Location:

Date Collected: 08/09/25 07:00
Date Received: 08/09/25
Field Prep: Not Specified

Sample Depth:

Parameter	ppbV Results	ppbV RL	ppbV MDL	ug/m3 Results	ug/m3 RL	ug/m3 MDL	Qualifier	Dilution Factor
Volatile Organics in Air by SIM - Mansfield Air Lab								
1,2-Dichloropropane	ND	0.020	--	ND	0.092	--		1
Bromodichloromethane	ND	0.020	--	ND	0.134	--		1
1,4-Dioxane	ND	0.100	--	ND	0.360	--		1
Trichloroethene	ND	0.020	--	ND	0.107	--		1
cis-1,3-Dichloropropene	ND	0.020	--	ND	0.091	--		1
4-Methyl-2-pentanone	ND	0.500	--	ND	2.05	--		1
trans-1,3-Dichloropropene	ND	0.020	--	ND	0.091	--		1
1,1,2-Trichloroethane	ND	0.020	--	ND	0.109	--		1
Toluene	ND	0.100	--	ND	0.377	--		1
Dibromochloromethane	ND	0.020	--	ND	0.170	--		1
1,2-Dibromoethane	ND	0.020	--	ND	0.154	--		1
Tetrachloroethene	ND	0.020	--	ND	0.136	--		1
1,1,1,2-Tetrachloroethane	ND	0.020	--	ND	0.137	--		1
Chlorobenzene	ND	0.100	--	ND	0.461	--		1
Ethylbenzene	ND	0.020	--	ND	0.087	--		1
p/m-Xylene	ND	0.040	--	ND	0.174	--		1
Bromoform	ND	0.020	--	ND	0.207	--		1
Styrene	ND	0.020	--	ND	0.085	--		1
1,1,2,2-Tetrachloroethane	ND	0.020	--	ND	0.137	--		1
o-Xylene	ND	0.020	--	ND	0.087	--		1
Isopropylbenzene	ND	0.200	--	ND	0.983	--		1
4-Ethyltoluene	ND	0.020	--	ND	0.098	--		1
1,3,5-Trimethybenzene	ND	0.020	--	ND	0.098	--		1
1,2,4-Trimethylbenzene	ND	0.020	--	ND	0.098	--		1
Benzyl chloride	ND	0.100	--	ND	0.518	--		1
1,3-Dichlorobenzene	ND	0.020	--	ND	0.120	--		1
1,4-Dichlorobenzene	ND	0.020	--	ND	0.120	--		1

Project Name: BATCH CANISTER CERTIFICATION
Project Number: CANISTER QC BAT
Lab Number: L2550095
Report Date: 10/09/25

Air Canister Certification Results

Lab ID: L2550095-01
Client ID: CAN 4685 SHELF 66
Sample Location:

Date Collected: 08/09/25 07:00
Date Received: 08/09/25
Field Prep: Not Specified

Sample Depth:

Parameter	ppbV Results	ppbV RL	ppbV MDL	ug/m3 Results	ug/m3 RL	ug/m3 MDL	Qualifier	Dilution Factor
Volatile Organics in Air by SIM - Mansfield Air Lab								
sec-Butylbenzene	ND	0.200	--	ND	1.10	--		1
p-Isopropyltoluene	ND	0.200	--	ND	1.10	--		1
1,2-Dichlorobenzene	ND	0.020	--	ND	0.120	--		1
n-Butylbenzene	ND	0.200	--	ND	1.10	--		1
1,2,4-Trichlorobenzene	ND	0.050	--	ND	0.371	--		1
Naphthalene	ND	0.050	--	ND	0.262	--		1
1,2,3-Trichlorobenzene	ND	0.050	--	ND	0.371	--		1
Hexachlorobutadiene	ND	0.050	--	ND	0.533	--		1

Internal Standard	% Recovery	Qualifier	Acceptance Criteria
1,4-difluorobenzene	78		60-140
bromochloromethane	90		60-140
chlorobenzene-d5	84		60-140

Project Name: 136 FULLER ROAD
Project Number: 2222575.05

Lab Number: L2561028
Report Date: 10/09/25

Sample Receipt and Container Information

Were project specific reporting limits specified? YES

Cooler Information

Cooler	Custody Seal
NA	Absent

Container Information

Container ID	Container Type	Cooler	Initial pH	Final pH	Temp deg C	Pres	Seal	Frozen Date/Time	Analysis(*)
L2561028-01A	Canister - 1L (Batch Certified)	NA	NA			Y	Absent		TO15-LL(30)

*Values in parentheses indicate holding time in days

Project Name:	136 FULLER ROAD	**Lab Number:**	L2561028
Project Number:	2222575.05	**Report Date:**	10/09/25

GLOSSARY

Acronyms

DL - Detection Limit: This value represents the level to which target analyte concentrations are reported as estimated values, when those target analyte concentrations are quantified below the limit of quantitation (LOQ). The DL includes any adjustments from dilutions, concentrations or moisture content, where applicable. (DoD report formats only.)

EDL - Estimated Detection Limit: This value represents the level to which target analyte concentrations are reported as estimated values, when those target analyte concentrations are quantified below the reporting limit (RL). The EDL includes any adjustments from dilutions, concentrations or moisture content, where applicable. The use of EDLs is specific to the analysis of PAHs using Solid-Phase Microextraction (SPME).

EMPC - Estimated Maximum Possible Concentration: The concentration that results from the signal present at the retention time of an analyte when the ions meet all of the identification criteria except the ion abundance ratio criteria. An EMPC is a worst-case estimate of the concentration.

EPA - Environmental Protection Agency.

LCS - Laboratory Control Sample: A sample matrix, free from the analytes of interest, spiked with verified known amounts of analytes or a material containing known and verified amounts of analytes.

LCSD - Laboratory Control Sample Duplicate: Refer to LCS.

LFB - Laboratory Fortified Blank: A sample matrix, free from the analytes of interest, spiked with verified known amounts of analytes or a material containing known and verified amounts of analytes.

LOD - Limit of Detection: This value represents the level to which a target analyte can reliably be detected for a specific analyte in a specific matrix by a specific method. The LOD includes any adjustments from dilutions, concentrations or moisture content, where applicable. (DoD report formats only.)

LOQ - Limit of Quantitation: The value at which an instrument can accurately measure an analyte at a specific concentration. The LOQ includes any adjustments from dilutions, concentrations or moisture content, where applicable. (DoD report formats only.)

Limit of Quantitation: The value at which an instrument can accurately measure an analyte at a specific concentration. The LOQ includes any adjustments from dilutions, concentrations or moisture content, where applicable. (DoD report formats only.)

MDL - Method Detection Limit: This value represents the level to which target analyte concentrations are reported as estimated values, when those target analyte concentrations are quantified below the reporting limit (RL). The MDL includes any adjustments from dilutions, concentrations or moisture content, where applicable.

MS - Matrix Spike Sample: A sample prepared by adding a known mass of target analyte to a specified amount of matrix sample for which an independent estimate of target analyte concentration is available. For Method 332.0, the spike recovery is calculated using the native concentration, including estimated values.

MSD - Matrix Spike Sample Duplicate: Refer to MS.

NA - Not Applicable.

NC - Not Calculated: Term is utilized when one or more of the results utilized in the calculation are non-detect at the parameter's reporting unit.

NDPA/DPA - N-Nitrosodiphenylamine/Diphenylamine.

NI - Not Ignitable.

NP - Non-Plastic: Term is utilized for the analysis of Atterberg Limits in soil.

NR - No Results: Term is utilized when 'No Target Compounds Requested' is reported for the analysis of Volatile or Semivolatile Organic TIC only requests.

RL - Reporting Limit: The value at which an instrument can accurately measure an analyte at a specific concentration. The RL includes any adjustments from dilutions, concentrations or moisture content, where applicable.

RPD - Relative Percent Difference: The results from matrix and/or matrix spike duplicates are primarily designed to assess the precision of analytical results in a given matrix and are expressed as relative percent difference (RPD). Values which are less than five times the reporting limit for any individual parameter are evaluated by utilizing the absolute difference between the values; although the RPD value will be provided in the report.

SRM - Standard Reference Material: A reference sample of a known or certified value that is of the same or similar matrix as the associated field samples.

STLP - Semi-dynamic Tank Leaching Procedure per EPA Method 1315.

TEF - Toxic Equivalency Factors: The values assigned to each dioxin and furan to evaluate their toxicity relative to 2,3,7,8-TCDD.

TEQ - Toxic Equivalent: The measure of a sample's toxicity derived by multiplying each dioxin and furan by its corresponding TEF and then summing the resulting values.

TIC - Tentatively Identified Compound: A compound that has been identified to be present and is not part of the target compound list (TCL) for the method and/or program. All TICs are qualitatively identified and reported as estimated concentrations.

Report Format: Data Usability Report

Project Name:	136 FULLER ROAD	**Lab Number:**	L2561028
Project Number:	2222575.05	**Report Date:**	10/09/25

Footnotes

1 - The reference for this analyte should be considered modified since this analyte is absent from the target analyte list of the original method.

Terms

Analytical Method: Both the document from which the method originates and the analytical reference method. (Example: EPA 8260B is shown as 1,8260B.) The codes for the reference method documents are provided in the References section of the Addendum.

Chlordane: The target compound Chlordane (CAS No. 57-74-9) is reported for GC ECD analyses. Per EPA,this compound "refers to a mixture of chlordane isomers, other chlorinated hydrocarbons and numerous other components." (Reference: USEPA Toxicological Review of Chlordane, In Support of Summary Information on the Integrated Risk Information System (IRIS), December 1997.)

Difference: With respect to Total Oxidizable Precursor (TOP) Assay analysis, the difference is defined as the Post-Treatment value minus the Pre-Treatment value.

Final pH: As it pertains to Sample Receipt & Container Information section of the report, Final pH reflects pH of container determined after adjustment at the laboratory, if applicable. If no adjustment required, value reflects Initial pH.

Frozen Date/Time: With respect to Volatile Organics in soil, Frozen Date/Time reflects the date/time at which associated Reagent Water-preserved vials were initially frozen. Note: If frozen date/time is beyond 48 hours from sample collection, value will be reflected in 'bold'.

Gasoline Range Organics (GRO): Gasoline Range Organics (GRO) results include all chromatographic peaks eluting from Methyl tert butyl ether through Naphthalene, with the exception of GRO analysis in support of State of Ohio programs, which includes all chromatographic peaks eluting from Hexane through Dodecane.

Initial pH: As it pertains to Sample Receipt & Container Information section of the report, Initial pH reflects pH of container determined upon receipt, if applicable.

PAH Total: With respect to Alkylated PAH analyses, the 'PAHs, Total' result is defined as the summation of results for all or a subset of the following compounds: Naphthalene, C1-C4 Naphthalenes, 2-Methylnaphthalene, 1-Methylnaphthalene, Biphenyl, Acenaphthylene, Acenaphthene, Fluorene, C1-C3 Fluorenes, Phenanthrene, C1-C4 Phenanthrenes/Anthracenes, Anthracene, Fluoranthene, Pyrene, C1-C4 Fluoranthenes/Pyrenes, Benz(a)anthracene, Chrysene, C1-C4 Chrysenes, Benzo(b)fluoranthene, Benzo(j)+(k)fluoranthene, Benzo(e)pyrene, Benzo(a)pyrene, Perylene, Indeno(1,2,3-cd)pyrene, Dibenz(ah)+(ac)anthracene, Benzo(g,h,i)perylene. If a 'Total' result is requested, the results of its individual components will also be reported.

PFAS Total: With respect to PFAS analyses, the 'PFAS, Total (5)' result is defined as the summation of results for: PFHpA, PFHxS, PFOA, PFNA and PFOS. In addition, the 'PFAS, Total (6)' result is defined as the summation of results for: PFHpA, PFHxS, PFOA, PFNA, PFDA and PFOS. For MassDEP DW compliance analysis only, the 'PFAS, Total (6)' result is defined as the summation of results at or above the RL. Note: If a 'Total' result is requested, the results of its individual components will also be reported.

Total: With respect to Organic analyses, a 'Total' result is defined as the summation of results for individual isomers or Aroclors. If a 'Total' result is requested, the results of its individual components will also be reported. This is applicable to 'Total' results for methods 8260, 8081 and 8082.

Data Qualifiers

A - Spectra identified as "Aldol Condensates" are byproducts of the extraction/concentration procedures when acetone is introduced in the process.

B - The analyte was detected above the reporting limit in the associated method blank. Flag only applies to associated field samples that have detectable concentrations of the analyte at less than ten times (10x) the concentration found in the blank. For MCP-related projects, flag only applies to associated field samples that have detectable concentrations of the analyte at less than ten times (10x) the concentration found in the blank. For DOD-related projects, flag only applies to associated field samples that have detectable concentrations of the analyte at less than ten times (10x) the concentration found in the blank AND the analyte was detected above one-half the reporting limit (or above the reporting limit for common lab contaminants) in the associated method blank. For NJ-Air-related projects, flag only applies to associated field samples that have detectable concentrations of the analyte above the reporting limit. For NJ-related projects (excluding Air), flag only applies to associated field samples that have detectable concentrations of the analyte, which was detected above the reporting limit in the associated method blank or above five times the reporting limit for common lab contaminants (Phthalates, Acetone, Methylene Chloride, 2-Butanone).

C - Co-elution: The target analyte co-elutes with a known lab standard (i.e. surrogate, internal standards, etc.) for co-extracted analyses.

D - Concentration of analyte was quantified from diluted analysis. Flag only applies to field samples that have detectable concentrations of the analyte.

E - Concentration of analyte exceeds the range of the calibration curve and/or linear range of the instrument.

F - The ratio of quantifier ion response to qualifier ion response falls outside of the laboratory criteria. Results are considered to be an estimated maximum concentration.

G - The concentration may be biased high due to matrix interferences (i.e, co-elution) with non-target compound(s). The result should be considered estimated.

H - The analysis of pH was performed beyond the regulatory-required holding time of 15 minutes from the time of sample collection.

I - The lower value for the two columns has been reported due to obvious interference.

J - Estimated value. This represents an estimated concentration for Tentatively Identified Compounds (TICs).

M - Reporting Limit (RL) exceeds the MCP CAM Reporting Limit for this analyte.

Report Format: Data Usability Report

Project Name:	136 FULLER ROAD	**Lab Number:**	L2561028
Project Number:	2222575.05	**Report Date:**	10/09/25

Data Qualifiers

ND - Not detected at the reporting limit (RL) for the sample.

NJ - Presumptive evidence of compound. This represents an estimated concentration for Tentatively Identified Compounds (TICs), where the identification is based on a mass spectral library search.

P - The RPD between the results for the two columns exceeds the method-specified criteria.

Q - The quality control sample exceeds the associated acceptance criteria. For DOD-related projects, LCS and/or Continuing Calibration Standard exceedences are also qualified on all associated sample results. Note: This flag is not applicable for matrix spike recoveries when the sample concentration is greater than 4x the spike added or for batch duplicate RPD when the sample concentrations are less than 5x the RL. (Metals only.)

R - Analytical results are from sample re-analysis.

RE - Analytical results are from sample re-extraction.

S - Analytical results are from modified screening analysis.

V - The surrogate associated with this target analyte has a recovery outside the QC acceptance limits. (Applicable to MassDEP DW Compliance samples only.)

Z - The batch matrix spike and/or duplicate associated with this target analyte has a recovery/RPD outside the QC acceptance limits. (Applicable to MassDEP DW Compliance samples only.)

Report Format: Data Usability Report

Project Name: 136 FULLER ROAD
Project Number: 2222575.05
Lab Number: L2561028
Report Date: 10/09/25

REFERENCES

48 Compendium of Methods for the Determination of Toxic Organic Compounds in Ambient Air. Second Edition. EPA/625/R-96/010b, January 1999.

LIMITATION OF LIABILITIES

Pace Analytical Services performs services with reasonable care and diligence normal to the analytical testing laboratory industry. In the event of an error, the sole and exclusive responsibility of Pace Analytical Services shall be to re-perform the work at it's own expense. In no event shall Pace Analytical Services be held liable for any incidental, consequential or special damages, including but not limited to, damages in any way connected with the use of, interpretation of, information or analysis provided by Pace Analytical Services.

We strongly urge our clients to comply with EPA protocol regarding sample volume, preservation, cooling, containers, sampling procedures, holding time and splitting of samples in the field.

Certification Information

The following analytes are not included in our Primary NELAP Scope of Accreditation:

Westborough Facility – 8 Walkup Dr. Westborough, MA 01581
EPA 624.1: m/p-xylene, o-xylene, Naphthalene
EPA 625.1: alpha-Terpineol
EPA 8260D: NPW: 1,2,4,5-Tetramethylbenzene; 4-Ethyltoluene; SCM: Iodomethane (methyl iodide), 1,2,4,5-Tetramethylbenzene; 4-Ethyltoluene.
EPA 8270E: NPW: Dimethylnaphthalene,1,4-Diphenylhydrazine, alpha-Terpineol, Azobenzene; SCM: Dimethylnaphthalene,1,4-Diphenylhydrazine.
SM4500: NPW: Amenable Cyanide; SCM: Total Phosphorus, TKN, NO2, NO3.

Mansfield Facility – 320 Forbes Blvd. Mansfield, MA 02048
SM 2540D: TSS.
EPA TO-15: Halothane, 2,4,4-Trimethyl-2-pentene, 2,4,4-Trimethyl-1-pentene, Thiophene, 2-Methylthiophene, 3-Methylthiophene, 2-Ethylthiophene, 1,2,3-Trimethylbenzene, Indan, Indene, 1,2,4,5-Tetramethylbenzene, Benzothiophene, 1-Methylnaphthalene.
MADEP-APH.
Nonpotable Water: EPA RSK-175 Dissolved Gases
Biological Tissue Matrix: EPA 3050B

Mansfield Facility – 120 Forbes Blvd. Mansfield, MA 02048
EPA TO-15: Halothane, 2,4,4-Trimethyl-2-pentene, 2,4,4-Trimethyl-1-pentene, Thiophene, 2-Methylthiophene, 3-Methylthiophene, 2-Ethylthiophene, 1,2,3-Trimethylbenzene, Indan, Indene, 1,2,4,5-Tetramethylbenzene, Benzothiophene, 1-Methylnaphthalene.
Nonpotable Water: EPA RSK-175 Dissolved Gases

The following test method is not included in our New Jersey Secondary NELAP Scope of Accreditation:

Mansfield Facility – 320 Forbes Blvd. Mansfield, MA 02048
Determination of Selected Perfluorinated Alkyl Substances by Solid Phase Extraction and Liquid Chromatography/Tandem Mass Spectrometry Isotope Dilution (via Alpha SOP 23528)

The following analytes are included in our Massachusetts DEP Scope of Accreditation

Westborough Facility – 8 Walkup Dr. Westborough, MA 01581

Drinking Water
EPA 300.0: Chloride, Nitrate-N, Fluoride, Sulfate; **EPA 353.2**: Nitrate-N, Nitrite-N; **SM4500NO3-F**: Nitrate-N, Nitrite-N; **SM4500F-C, SM4500CN-CE, EPA 180.1, SM2130B, SM4500Cl-D, SM2320B, SM2540C, SM4500H-B, SM4500NO2-B**
EPA 524.2: THMs and VOCs; **EPA 504.1:** EDB, DBCP.
Microbiology: **SM9215B; SM9223-P/A, SM9223B-Colilert-QT,SM9222D**.

Non-Potable Water
SM4500H,B, EPA 120.1, SM2510B, SM2540C, SM2320B, SM4500CL-E, SM4500F-BC, SM4500NH3-BH: Ammonia-N and Kjeldahl-N, **EPA 350.1**: Ammonia-N, **LACHAT 10-107-06-1-B**: Ammonia-N, **EPA 351.1, SM4500NO3-F, EPA 353.2**: Nitrate-N**, SM4500P-E, SM4500P-B, E, SM4500SO4-E, SM5220D, EPA 410.4, SM5210B, SM5310C, SM4500CL-D, SM4500CL-G, EPA 1664, EPA 420.1, SM4500-CN-CE, SM2540D, EPA 300: Chloride, Sulfate, Nitrate.**
EPA 624.1: Volatile Halocarbons & Aromatics,
EPA 608.3: Chlordane, Toxaphene, Aldrin, alpha-BHC, beta-BHC, gamma-BHC, delta-BHC, Dieldrin, DDD, DDE, DDT, Endosulfan I, Endosulfan II, Endosulfan sulfate, Endrin, Endrin Aldehyde, Heptachlor, Heptachlor Epoxide, PCBs
EPA 625.1: SVOC (Acid/Base/Neutral Extractables).
Microbiology: **SM9223B-Colilert-QT; Enterolert-QT.**

Mansfield Facility – 320 Forbes Blvd. Mansfield, MA 02048

Drinking Water
EPA 200.7: Al, Ba, Cd, Cr, Cu, Fe, Mn, Ni, Na, Ag, Ca, Zn. **EPA 200.8:** Al, Sb, As, Ba, Be, Cd, Cr, Cu, Pb, Mn, Ni, Se, Ag, TL, Zn. **EPA 245.1** Hg.
EPA 522, EPA 537.1.

Non-Potable Water
EPA 200.7: Al, Sb, As, Be, Cd, Ca, Cr, Co, Cu, Fe, Pb, Mg, Mn, Mo, Ni, K, Se, Ag, Na, Sr, TL, Ti, V, Zn.
EPA 200.8: Al, Sb**,** As, Be, Cd, Ca, Cr, Cu, Fe, Pb, Mg, Mn, Ni, K, Se, Ag, Na, TL, Zn.
EPA 245.1: Hg. **EPA 245.7:** Hg.
SM2340B

Certification IDs:

Westborough Facility – 8 Walkup Dr. Westborough, MA 01581
CT PH-0826, IL 200077, IN C-MA-03, KY kY98045, ME MA00086, MD 348, MA M-MA086, NH 2064, NJ MA935, NY 11148, NC (DW) 25700, NC (NPW/SCM) 666, OR MA-1316, PA 68-03671, RI LAO00065, TX T104704476, VT VT-0935, VA 460195

Mansfield Facility – 320 Forbes Blvd. Mansfield, MA 02048
MA M-MA00030, CT PH-0825, ANAB/DoD L2474, IL 200081, IN C-MA-04, KY KY98046, LA 85084, ME MA00030, MI 9110, MN 025-999-495, NH 2062, NJ MA015, NY 11627, NC (NPW/SCM) 685, OR MA-0262, PA 68-02089, RI LAO00299, TX T-104704419, VT VT-0015, VA 460194, WA C954

Mansfield Facility – 120 Forbes Blvd. Mansfield, MA 02048
ANAB/DoD L2474, LA 245052, ME MA01156, MN 025-999-498, NH 2249, NJ MA025, NY 12191, OR 4203, TX T104704583, VA 460311, WA C1104.

For a complete listing of analytes and methods, please contact your Project Manager.

AIR ANALYSIS

PAGE 1 OF 1

Pace ANALYTICAL SERVICES

CHAIN OF CUSTODY

120 Forbes Blvd, Mansfield, MA 02048
TEL 508-822-9300 FAX 508-822-3288

Date Rec'd in Lab: 9/27/25

Pace® Job #: L2561028

Client Information

Client: LaBella Associates

Address: 4 British American Blvd
Latham, NY 12110

Phone: 720-626-6562

Fax:

Email: bfields@labellapc.com

☐ These samples have been previously analyzed by Pace

Project Information

Project Name: 136 Fuller Road

Project Location: Albany, NY

Project #: 2222575.05

Project Manager: Branson Fields

Pace® Quote #:

Turn-Around Time

☒ Standard ☐ RUSH (only confirmed if pre-approved)

Date Due: Time:

Report Information - Data Deliverables

☐ FAX
☐ ADEx
Criteria Checker:
(Default based on Regulatory Criteria indicated)
Other Formats:
☒ EMAIL (standard pdf report)
☐ Additional Deliverables

Report to: (if different than Project Manager)

Billing Information

☒ Same as Client Info PO # 2222575.05

Regulatory Requirements/Report Limits

State/Fed	Program	Res / Comm

Other Project Specific Requirements/Comments: Invoice to APPK@labellapc.com

Project-Specific Target Compound List: ☐

All Columns Below Must Be Filled Out

PACE Lab ID (Lab Use Only)	Sample ID	COLLECTION End Date	Start Time	End Time	Initial Vacuum	Final Vacuum	Sample Matrix*	Sampler's Initials	Can Size	ID Can	ID - Flow Controller	TO-15	TO-15 SIM	APH	Fixed Gases	Sulfides & Mercaptans by TO-15	Sample Comments (i.e. PID)
61028-01	Effluent_SEPT25	9/26/25		09:40	-29.0	Ø	SV	BF	1L ~~6L~~	3155	0472	X					PID = 17.5 ppm

*SAMPLE MATRIX CODES
AA = Ambient Air (Indoor/Outdoor)
SV = Soil Vapor/Landfill Gas/SVE
Other = Please Specify

Container Type: 1L 1

Please print clearly, legibly and completely. Samples can not be logged in and turnaround time clock will not start until any ambiguities are resolved. All samples submitted are subject to Pace's Terms and Conditions. See reverse side.

Relinquished By	Date/Time	Received By:	Date/Time:
Branson Fields / LaBella BSF	9/26/25 @ 10:20	BSF Pace	9/26 10:20
	9/26 11:00		9/26 2200
	9/27 250	Alberto Liz	9/27/25 0500
Alberto Liz	9/27/25 0610		9/27/25 0610

Sample Delivery Group Summary

Pace Job Number : L2561028

Account Name : LaBella Associates, P.C.
Project Number : 2222575.05
Project Name : 136 FULLER ROAD

Received : 26-SEP-2025
Reviewer : Christopher J Anderson

Delivery Information

Samples Delivered By : Pace Courier

Chain of Custody : Present

Cooler Information

Cooler	Seal/Seal#	Preservation	Temperature(°C)	Additional Information
NA	Absent/			

Condition Information

1) All samples on COC received?	**YES**
2) Extra samples received?	**NO**
3) Are there any sample container discrepancies?	**NO**
4) Are there any discrepancies between COC & sample labels?	**NO**
5) Are samples in appropriate containers for requested analysis?	**YES**
6) Are samples properly preserved for requested analysis?	**YES**
7) Are samples within holding time for requested analysis?	**YES**
8) All sampling equipment returned?	**YES**

Volatile Organics/VPH

1) Reagent Water Vials Frozen by Client?	**NA**

ANALYTICAL REPORT

Lab Number:	L2566950
Client:	LaBella Associates, P.C. 4 British American Boulevard Latham, NY 12110
ATTN:	Branson Fields
Phone:	(518) 266-7355
Project Name:	136 FULLER ROAD
Project Number:	2222575.05
Report Date:	10/31/25

The original project report/data package is held by Pace Analytical Services. This report/data package is paginated and should be reproduced only in its entirety. Pace Analytical Services holds no responsibility for results and/or data that are not consistent with the original.

Certifications & Approvals: NH ELAP (2249).

120 Forbes Boulevard, Mansfield, MA 02048-1806
508-822-9300 (Fax) 508-822-3288 800-624-9220 - www.pacelabs.com

Project Name: 136 FULLER ROAD
Project Number: 2222575.05

Lab Number: L2566950
Report Date: 10/31/25

Lab Sample ID	Client ID	Matrix	Sample Location	Collection Date/Time	Receive Date
L2566950-01	EFFLUENT_OCT25	SOIL_VAPOR	ALBANY, NY	10/22/25 10:05	10/22/25

Project Name:	136 FULLER ROAD	**Lab Number:**	L2566950
Project Number:	2222575.05	**Report Date:**	10/31/25

Case Narrative

The samples were received in accordance with the Chain of Custody and no significant deviations were encountered during the preparation or analysis unless otherwise noted. Sample Receipt, Container Information, and the Chain of Custody are located at the back of the report.

Results contained within this report relate only to the samples submitted under this Pace Lab Number and meet NELAP requirements for all NELAP accredited parameters unless otherwise noted in the following narrative. The data presented in this report is organized by parameter (i.e. VOC, SVOC, etc.). Sample specific Quality Control data (i.e. Surrogate Spike Recovery) is reported at the end of the target analyte list for each individual sample, followed by the Laboratory Batch Quality Control at the end of each parameter. Tentatively Identified Compounds (TICs), if requested, are reported for compounds identified to be present and are not part of the method/program Target Compound List, even if only a subset of the TCL are being reported. If a sample was re-analyzed or re-extracted due to a required quality control corrective action and if both sets of data are reported, the Laboratory ID of the re-analysis or re-extraction is designated with an "R" or "RE", respectively.

When multiple Batch Quality Control elements are reported (e.g. more than one LCS), the associated samples for each element are noted in the grey shaded header line of each data table. Any Laboratory Batch, Sample Specific % recovery or RPD value that is outside the listed Acceptance Criteria is bolded in the report. In reference to questions H (CAM) or 4 (RCP) when "NO" is checked, the performance criteria for CAM and RCP methods allow for some quality control failures to occur and still be within method compliance. In these instances, the specific failure is not narrated but noted in the associated QC Outlier Summary Report, located directly after the Case Narrative. QC information is also incorporated in the Data Usability Assessment table (Format 11) of our Data Merger tool, where it can be reviewed in conjunction with the sample result, associated regulatory criteria and any associated data usability implications.

Soil/sediments and solids are reported on a dry weight basis unless otherwise noted. Tissues are reported "as received" or on a wet weight basis, unless otherwise noted. Definitions of all data qualifiers and acronyms used in this report are provided in the Glossary located at the back of the report.

HOLD POLICY - For samples submitted on hold, Pace's policy is to hold samples (with the exception of Air canisters) free of charge for 21 calendar days from the date the project is completed. After 21 calendar days, we will dispose of all samples submitted including those put on hold unless you have contacted your Pace Project Manager and made arrangements for Pace to continue to hold the samples. Air canisters will be disposed after 3 business days from the date the project is completed.

Please contact Project Management at 800-624-9220 with any questions.

Project Name:	136 FULLER ROAD	**Lab Number:**	L2566950
Project Number:	2222575.05	**Report Date:**	10/31/25

Case Narrative (continued)

Volatile Organics in Air

Canisters were released from the laboratory on October 16, 2025. The canister certification data is provided as an addendum.

L2566950-01D: The sample has elevated detection limits due to the dilution required by the elevated concentrations of target compounds in the sample.

The WG2135091-2 CC recovery associated with L2566950-01D is below the acceptance limit for Ethanol. All samples associated with this CC that have reportable amounts of this analyte will be reported with low bias.

I, the undersigned, attest under the pains and penalties of perjury that, to the best of my knowledge and belief and based upon my personal inquiry of those responsible for providing the information contained in this analytical report, such information is accurate and complete. This certificate of analysis is not complete unless this page accompanies any and all pages of this report.

Authorized Signature: Christopher J. Anderson

Title: Technical Director/Representative Date: 10/31/25

AIR

Project Name: 136 FULLER ROAD
Project Number: 2222575.05
Lab Number: L2566950
Report Date: 10/31/25

SAMPLE RESULTS

Lab ID: L2566950-01 D
Client ID: EFFLUENT_OCT25
Sample Location: ALBANY, NY

Date Collected: 10/22/25 10:05
Date Received: 10/22/25
Field Prep: Not Specified

Sample Depth:
Matrix: Soil_Vapor
Anaytical Method: 48,TO-15
Analytical Date: 10/30/25 17:26
Analyst: RAY

Parameter	ppbV Results	ppbV RL	ppbV MDL	ug/m3 Results	ug/m3 RL	ug/m3 MDL	Qualifier	Dilution Factor
Volatile Organics in Air - Mansfield Air Lab								
Dichlorodifluoromethane	1.99	1.23	--	9.84	6.08	--		6.153
Chloromethane	ND	1.23	--	ND	2.54	--		6.153
Freon-114	ND	1.23	--	ND	8.60	--		6.153
Vinyl chloride	3.68	1.23	--	9.41	3.14	--		6.153
1,3-Butadiene	ND	1.23	--	ND	2.72	--		6.153
Bromomethane	ND	1.23	--	ND	4.78	--		6.153
Chloroethane	1.99	1.23	--	5.25	3.25	--		6.153
Ethanol	ND	30.8	--	ND	58.0	--		6.153
Vinyl bromide	ND	1.23	--	ND	5.38	--		6.153
Acetone	13.8	6.15	--	32.8	14.6	--		6.153
Trichlorofluoromethane	11.6	1.23	--	65.2	6.91	--		6.153
Isopropanol	ND	6.15	--	ND	15.1	--		6.153
1,1-Dichloroethene	2.55	1.23	--	10.1	4.88	--		6.153
Tertiary butyl Alcohol	ND	3.08	--	ND	9.34	--		6.153
Methylene chloride	ND	3.08	--	ND	10.7	--		6.153
3-Chloropropene	ND	1.23	--	ND	3.85	--		6.153
Carbon disulfide	ND	1.23	--	ND	3.83	--		6.153
Freon-113	ND	1.23	--	ND	9.43	--		6.153
trans-1,2-Dichloroethene	ND	1.23	--	ND	4.88	--		6.153
1,1-Dichloroethane	26.7	1.23	--	108	4.98	--		6.153
Methyl tert butyl ether	ND	1.23	--	ND	4.43	--		6.153
2-Butanone	ND	3.08	--	ND	9.08	--		6.153
cis-1,2-Dichloroethene	253	1.23	--	1000	4.88	--		6.153

Project Name: 136 FULLER ROAD
Project Number: 2222575.05
Lab Number: L2566950
Report Date: 10/31/25

SAMPLE RESULTS

Lab ID: L2566950-01 D
Client ID: EFFLUENT_OCT25
Sample Location: ALBANY, NY

Date Collected: 10/22/25 10:05
Date Received: 10/22/25
Field Prep: Not Specified

Sample Depth:

Parameter	ppbV Results	ppbV RL	ppbV MDL	ug/m3 Results	ug/m3 RL	ug/m3 MDL	Qualifier	Dilution Factor
Volatile Organics in Air - Mansfield Air Lab								
Ethyl Acetate	ND	3.08	--	ND	11.1	--		6.153
Chloroform	ND	1.23	--	ND	6.01	--		6.153
Tetrahydrofuran	ND	3.08	--	ND	9.08	--		6.153
1,2-Dichloroethane	ND	1.23	--	ND	4.98	--		6.153
n-Hexane	ND	1.23	--	ND	4.33	--		6.153
1,1,1-Trichloroethane	48.8	1.23	--	266	6.71	--		6.153
Benzene	ND	1.23	--	ND	3.93	--		6.153
Carbon tetrachloride	ND	1.23	--	ND	7.74	--		6.153
Cyclohexane	ND	1.23	--	ND	4.23	--		6.153
1,2-Dichloropropane	ND	1.23	--	ND	5.68	--		6.153
Bromodichloromethane	ND	1.23	--	ND	8.24	--		6.153
1,4-Dioxane	ND	1.23	--	ND	4.43	--		6.153
Trichloroethene	64.0	1.23	--	344	6.61	--		6.153
2,2,4-Trimethylpentane	ND	1.23	--	ND	5.75	--		6.153
Heptane	ND	1.23	--	ND	5.04	--		6.153
cis-1,3-Dichloropropene	ND	1.23	--	ND	5.58	--		6.153
4-Methyl-2-pentanone	ND	3.08	--	ND	12.6	--		6.153
trans-1,3-Dichloropropene	ND	1.23	--	ND	5.58	--		6.153
1,1,2-Trichloroethane	ND	1.23	--	ND	6.71	--		6.153
Toluene	ND	1.23	--	ND	4.64	--		6.153
2-Hexanone	ND	1.23	--	ND	5.04	--		6.153
Dibromochloromethane	ND	1.23	--	ND	10.5	--		6.153
1,2-Dibromoethane	ND	1.23	--	ND	9.45	--		6.153
Tetrachloroethene	362	1.23	--	2450	8.34	--		6.153
Chlorobenzene	ND	1.23	--	ND	5.66	--		6.153
Ethylbenzene	ND	1.23	--	ND	5.34	--		6.153

Project Name: 136 FULLER ROAD
Project Number: 2222575.05
Lab Number: L2566950
Report Date: 10/31/25

SAMPLE RESULTS

Lab ID: L2566950-01 D
Client ID: EFFLUENT_OCT25
Sample Location: ALBANY, NY

Date Collected: 10/22/25 10:05
Date Received: 10/22/25
Field Prep: Not Specified

Sample Depth:

Parameter	ppbV Results	ppbV RL	ppbV MDL	ug/m3 Results	ug/m3 RL	ug/m3 MDL	Qualifier	Dilution Factor
Volatile Organics in Air - Mansfield Air Lab								
p/m-Xylene	ND	2.46	--	ND	10.7	--		6.153
Bromoform	ND	1.23	--	ND	12.7	--		6.153
Styrene	ND	1.23	--	ND	5.24	--		6.153
1,1,2,2-Tetrachloroethane	ND	1.23	--	ND	8.45	--		6.153
o-Xylene	1.26	1.23	--	5.47	5.34	--		6.153
4-Ethyltoluene	4.41	1.23	--	21.7	6.05	--		6.153
1,3,5-Trimethylbenzene	4.84	1.23	--	23.8	6.05	--		6.153
1,2,4-Trimethylbenzene	28.9	1.23	--	142	6.05	--		6.153
Benzyl chloride	ND	1.23	--	ND	6.37	--		6.153
1,3-Dichlorobenzene	ND	1.23	--	ND	7.40	--		6.153
1,4-Dichlorobenzene	ND	1.23	--	ND	7.40	--		6.153
1,2-Dichlorobenzene	ND	1.23	--	ND	7.40	--		6.153
1,2,4-Trichlorobenzene	ND	1.23	--	ND	9.13	--		6.153
Naphthalene	ND	1.17	--	ND	6.13	--		6.153
Hexachlorobutadiene	ND	1.23	--	ND	13.1	--		6.153

Internal Standard	% Recovery	Qualifier	Acceptance Criteria
1,4-Difluorobenzene	98		60-140
Bromochloromethane	106		60-140
chlorobenzene-d5	98		60-140

Project Name: 136 FULLER ROAD
Project Number: 2222575.05
Lab Number: L2566950
Report Date: 10/31/25

Method Blank Analysis
Batch Quality Control

Analytical Method: 48,TO-15
Analytical Date: 10/30/25 14:40

Parameter	ppbV Results	ppbV RL	ppbV MDL	ug/m3 Results	ug/m3 RL	ug/m3 MDL	Qualifier	Dilution Factor
Volatile Organics in Air - Mansfield Air Lab for sample(s): 01 Batch: WG2135091-4								
Dichlorodifluoromethane	ND	0.200	--	ND	0.989	--		1
Chloromethane	ND	0.200	--	ND	0.413	--		1
Freon-114	ND	0.200	--	ND	1.40	--		1
Vinyl chloride	ND	0.200	--	ND	0.511	--		1
1,3-Butadiene	ND	0.200	--	ND	0.442	--		1
Bromomethane	ND	0.200	--	ND	0.777	--		1
Chloroethane	ND	0.200	--	ND	0.528	--		1
Ethanol	ND	5.00	--	ND	9.42	--		1
Vinyl bromide	ND	0.200	--	ND	0.874	--		1
Acetone	ND	1.00	--	ND	2.38	--		1
Trichlorofluoromethane	ND	0.200	--	ND	1.12	--		1
Isopropanol	ND	1.00	--	ND	2.46	--		1
1,1-Dichloroethene	ND	0.200	--	ND	0.793	--		1
Tertiary butyl Alcohol	ND	0.500	--	ND	1.52	--		1
Methylene chloride	ND	0.500	--	ND	1.74	--		1
3-Chloropropene	ND	0.200	--	ND	0.626	--		1
Carbon disulfide	ND	0.200	--	ND	0.623	--		1
Freon-113	ND	0.200	--	ND	1.53	--		1
trans-1,2-Dichloroethene	ND	0.200	--	ND	0.793	--		1
1,1-Dichloroethane	ND	0.200	--	ND	0.809	--		1
Methyl tert butyl ether	ND	0.200	--	ND	0.721	--		1
2-Butanone	ND	0.500	--	ND	1.47	--		1
cis-1,2-Dichloroethene	ND	0.200	--	ND	0.793	--		1
Ethyl Acetate	ND	0.500	--	ND	1.80	--		1
Chloroform	ND	0.200	--	ND	0.977	--		1

Project Name: 136 FULLER ROAD
Project Number: 2222575.05
Lab Number: L2566950
Report Date: 10/31/25

Method Blank Analysis
Batch Quality Control

Analytical Method: 48,TO-15
Analytical Date: 10/30/25 14:40

Parameter	ppbV Results	ppbV RL	ppbV MDL	ug/m3 Results	ug/m3 RL	ug/m3 MDL	Qualifier	Dilution Factor
Volatile Organics in Air - Mansfield Air Lab for sample(s): 01 Batch: WG2135091-4								
Tetrahydrofuran	ND	0.500	--	ND	1.47	--		1
1,2-Dichloroethane	ND	0.200	--	ND	0.809	--		1
n-Hexane	ND	0.200	--	ND	0.705	--		1
1,1,1-Trichloroethane	ND	0.200	--	ND	1.09	--		1
Benzene	ND	0.200	--	ND	0.639	--		1
Carbon tetrachloride	ND	0.200	--	ND	1.26	--		1
Cyclohexane	ND	0.200	--	ND	0.688	--		1
1,2-Dichloropropane	ND	0.200	--	ND	0.924	--		1
Bromodichloromethane	ND	0.200	--	ND	1.34	--		1
1,4-Dioxane	ND	0.200	--	ND	0.721	--		1
Trichloroethene	ND	0.200	--	ND	1.07	--		1
2,2,4-Trimethylpentane	ND	0.200	--	ND	0.934	--		1
Heptane	ND	0.200	--	ND	0.820	--		1
cis-1,3-Dichloropropene	ND	0.200	--	ND	0.908	--		1
4-Methyl-2-pentanone	ND	0.500	--	ND	2.05	--		1
trans-1,3-Dichloropropene	ND	0.200	--	ND	0.908	--		1
1,1,2-Trichloroethane	ND	0.200	--	ND	1.09	--		1
Toluene	ND	0.200	--	ND	0.754	--		1
2-Hexanone	ND	0.200	--	ND	0.820	--		1
Dibromochloromethane	ND	0.200	--	ND	1.70	--		1
1,2-Dibromoethane	ND	0.200	--	ND	1.54	--		1
Tetrachloroethene	ND	0.200	--	ND	1.36	--		1
Chlorobenzene	ND	0.200	--	ND	0.921	--		1
Ethylbenzene	ND	0.200	--	ND	0.869	--		1
p/m-Xylene	ND	0.400	--	ND	1.74	--		1

Project Name: 136 FULLER ROAD
Project Number: 2222575.05
Lab Number: L2566950
Report Date: 10/31/25

Method Blank Analysis
Batch Quality Control

Analytical Method: 48,TO-15
Analytical Date: 10/30/25 14:40

Parameter	ppbV Results	ppbV RL	ppbV MDL	ug/m3 Results	ug/m3 RL	ug/m3 MDL	Qualifier	Dilution Factor
Volatile Organics in Air - Mansfield Air Lab for sample(s): 01 Batch: WG2135091-4								
Bromoform	ND	0.200	--	ND	2.07	--		1
Styrene	ND	0.200	--	ND	0.852	--		1
1,1,2,2-Tetrachloroethane	ND	0.200	--	ND	1.37	--		1
o-Xylene	ND	0.200	--	ND	0.869	--		1
4-Ethyltoluene	ND	0.200	--	ND	0.983	--		1
1,3,5-Trimethylbenzene	ND	0.200	--	ND	0.983	--		1
1,2,4-Trimethylbenzene	ND	0.200	--	ND	0.983	--		1
Benzyl chloride	ND	0.200	--	ND	1.04	--		1
1,3-Dichlorobenzene	ND	0.200	--	ND	1.20	--		1
1,4-Dichlorobenzene	ND	0.200	--	ND	1.20	--		1
1,2-Dichlorobenzene	ND	0.200	--	ND	1.20	--		1
1,2,4-Trichlorobenzene	ND	0.200	--	ND	1.48	--		1
Naphthalene	ND	0.190	--	ND	0.996	--		1
Hexachlorobutadiene	ND	0.200	--	ND	2.13	--		1

Lab Control Sample Analysis
Batch Quality Control

Project Name: 136 FULLER ROAD
Project Number: 2222575.05

Lab Number: L2566950
Report Date: 10/31/25

Parameter	LCS %Recovery	Qual	LCSD %Recovery	Qual	%Recovery Limits	RPD	Qual	RPD Limits
Volatile Organics in Air - Mansfield Air Lab Associated sample(s): 01 Batch: WG2135091-3								
Dichlorodifluoromethane	98		-		70-130	-		
Chloromethane	90		-		70-130	-		
Freon-114	103		-		70-130	-		
Vinyl chloride	91		-		70-130	-		
1,3-Butadiene	109		-		70-130	-		
Bromomethane	107		-		70-130	-		
Chloroethane	98		-		70-130	-		
Ethanol	60		-		40-160	-		
Vinyl bromide	100		-		70-130	-		
Acetone	94		-		40-160	-		
Trichlorofluoromethane	103		-		70-130	-		
Isopropanol	92		-		40-160	-		
1,1-Dichloroethene	95		-		70-130	-		
Tertiary butyl Alcohol	89		-		70-130	-		
Methylene chloride	100		-		70-130	-		
3-Chloropropene	94		-		70-130	-		
Carbon disulfide	103		-		70-130	-		
Freon-113	99		-		70-130	-		
trans-1,2-Dichloroethene	95		-		70-130	-		

Lab Control Sample Analysis
Batch Quality Control

Project Name: 136 FULLER ROAD
Project Number: 2222575.05

Lab Number: L2566950
Report Date: 10/31/25

Parameter	LCS %Recovery	Qual	LCSD %Recovery	Qual	%Recovery Limits	RPD	Qual	RPD Limits
Volatile Organics in Air - Mansfield Air Lab Associated sample(s): 01 Batch: WG2135091-3								
1,1-Dichloroethane	87		-		70-130	-		
Methyl tert butyl ether	102		-		70-130	-		
2-Butanone	100		-		70-130	-		
cis-1,2-Dichloroethene	90		-		70-130	-		
Ethyl Acetate	104		-		70-130	-		
Chloroform	102		-		70-130	-		
Tetrahydrofuran	107		-		70-130	-		
1,2-Dichloroethane	96		-		70-130	-		
n-Hexane	97		-		70-130	-		
1,1,1-Trichloroethane	109		-		70-130	-		
Benzene	91		-		70-130	-		
Carbon tetrachloride	115		-		70-130	-		
Cyclohexane	98		-		70-130	-		
1,2-Dichloropropane	85		-		70-130	-		
Bromodichloromethane	109		-		70-130	-		
1,4-Dioxane	97		-		70-130	-		
Trichloroethene	95		-		70-130	-		
2,2,4-Trimethylpentane	101		-		70-130	-		
Heptane	99		-		70-130	-		

Lab Control Sample Analysis
Batch Quality Control

Project Name: 136 FULLER ROAD
Project Number: 2222575.05

Lab Number: L2566950
Report Date: 10/31/25

Parameter	LCS %Recovery	Qual	LCSD %Recovery	Qual	%Recovery Limits	RPD	Qual	RPD Limits
Volatile Organics in Air - Mansfield Air Lab Associated sample(s): 01 Batch: WG2135091-3								
cis-1,3-Dichloropropene	101		-		70-130	-		
4-Methyl-2-pentanone	102		-		70-130	-		
trans-1,3-Dichloropropene	115		-		70-130	-		
1,1,2-Trichloroethane	92		-		70-130	-		
Toluene	92		-		70-130	-		
2-Hexanone	99		-		70-130	-		
Dibromochloromethane	118		-		70-130	-		
1,2-Dibromoethane	103		-		70-130	-		
Tetrachloroethene	99		-		70-130	-		
Chlorobenzene	102		-		70-130	-		
Ethylbenzene	95		-		70-130	-		
p/m-Xylene	100		-		70-130	-		
Bromoform	126		-		70-130	-		
Styrene	103		-		70-130	-		
1,1,2,2-Tetrachloroethane	105		-		70-130	-		
o-Xylene	102		-		70-130	-		
4-Ethyltoluene	110		-		70-130	-		
1,3,5-Trimethylbenzene	112		-		70-130	-		
1,2,4-Trimethylbenzene	109		-		70-130	-		

Lab Control Sample Analysis
Batch Quality Control

Project Name: 136 FULLER ROAD
Project Number: 2222575.05

Lab Number: L2566950
Report Date: 10/31/25

Parameter	LCS %Recovery	Qual	LCSD %Recovery	Qual	%Recovery Limits	RPD	Qual	RPD Limits
Volatile Organics in Air - Mansfield Air Lab	Associated sample(s): 01		Batch: WG2135091-3					
Benzyl chloride	97		-		70-130	-		
1,3-Dichlorobenzene	101		-		70-130	-		
1,4-Dichlorobenzene	104		-		70-130	-		
1,2-Dichlorobenzene	102		-		70-130	-		
1,2,4-Trichlorobenzene	74		-		70-130	-		
Naphthalene	71		-		70-130	-		
Hexachlorobutadiene	91		-		70-130	-		

Project Name: 136 FULLER ROAD

Lab Number: L2566950

Project Number: 2222575.05

Report Date: 10/31/25

Canister and Flow Controller Information

Samplenum	Client ID	Media ID	Media Type	Date Prepared	Bottle Order	Cleaning Batch ID	Can Leak Check	Initial Pressure (in. Hg)	Pressure on Receipt	Flow Controler Leak Chk	Flow Out mL/min	Flow In	% RPD
L2566950-01	EFFLUENT_OCT25	6047	1.0L TO Can	10/16/25	540269	L2563809-10	Pass	-29.1	0.0	-	-	-	-

Project Name: BATCH CANISTER CERTIFICATION
Project Number: CANISTER QC BAT

Lab Number: L2563809
Report Date: 10/31/25

Air Canister Certification Results

Lab ID: L2563809-10
Client ID: CAN 4142 SHELF 1
Sample Location:

Date Collected: 10/09/25 11:00
Date Received: 10/09/25
Field Prep: Not Specified

Sample Depth:
Matrix: Air
Anaytical Method: 48,TO-15
Analytical Date: 10/13/25 06:04
Analyst: KMH

	ppbV			ug/m3				
Parameter	**Results**	**RL**	**MDL**	**Results**	**RL**	**MDL**	**Qualifier**	**Dilution Factor**
Volatile Organics in Air - Mansfield Air Lab								
Chlorodifluoromethane	ND	0.200	--	ND	0.707	--		1
Propylene	ND	0.500	--	ND	0.861	--		1
Propane	ND	0.500	--	ND	0.902	--		1
Dichlorodifluoromethane	ND	0.200	--	ND	0.989	--		1
Chloromethane	ND	0.200	--	ND	0.413	--		1
Freon-114	ND	0.200	--	ND	1.40	--		1
Methanol	ND	5.00	--	ND	6.55	--		1
Vinyl chloride	ND	0.200	--	ND	0.511	--		1
1,3-Butadiene	ND	0.200	--	ND	0.442	--		1
Butane	ND	0.200	--	ND	0.475	--		1
Bromomethane	ND	0.200	--	ND	0.777	--		1
Chloroethane	ND	0.200	--	ND	0.528	--		1
Ethanol	ND	5.00	--	ND	9.42	--		1
Dichlorofluoromethane	ND	0.200	--	ND	0.842	--		1
Vinyl bromide	ND	0.200	--	ND	0.874	--		1
Acrolein	ND	0.500	--	ND	1.15	--		1
Acetone	ND	1.00	--	ND	2.38	--		1
Acetonitrile	ND	0.200	--	ND	0.336	--		1
Trichlorofluoromethane	ND	0.200	--	ND	1.12	--		1
Isopropanol	ND	1.00	--	ND	2.46	--		1
Acrylonitrile	ND	0.500	--	ND	1.09	--		1
Pentane	ND	0.200	--	ND	0.590	--		1
Ethyl ether	ND	0.200	--	ND	0.606	--		1
1,1-Dichloroethene	ND	0.200	--	ND	0.793	--		1

Project Name: BATCH CANISTER CERTIFICATION
Project Number: CANISTER QC BAT

Lab Number: L2563809
Report Date: 10/31/25

Air Canister Certification Results

Lab ID: L2563809-10
Client ID: CAN 4142 SHELF 1
Sample Location:

Date Collected: 10/09/25 11:00
Date Received: 10/09/25
Field Prep: Not Specified

Sample Depth:

Parameter	ppbV Results	ppbV RL	ppbV MDL	ug/m3 Results	ug/m3 RL	ug/m3 MDL	Qualifier	Dilution Factor
Volatile Organics in Air - Mansfield Air Lab								
Tertiary butyl Alcohol	ND	0.500	--	ND	1.52	--		1
Methylene chloride	ND	0.500	--	ND	1.74	--		1
3-Chloropropene	ND	0.200	--	ND	0.626	--		1
Carbon disulfide	ND	0.200	--	ND	0.623	--		1
Freon-113	ND	0.200	--	ND	1.53	--		1
trans-1,2-Dichloroethene	ND	0.200	--	ND	0.793	--		1
1,1-Dichloroethane	ND	0.200	--	ND	0.809	--		1
Methyl tert butyl ether	ND	0.200	--	ND	0.721	--		1
Vinyl acetate	ND	1.00	--	ND	3.52	--		1
Xylenes, total	ND	0.600	--	ND	0.869	--		1
2-Butanone	ND	0.500	--	ND	1.47	--		1
cis-1,2-Dichloroethene	ND	0.200	--	ND	0.793	--		1
Ethyl Acetate	ND	0.500	--	ND	1.80	--		1
Chloroform	ND	0.200	--	ND	0.977	--		1
Tetrahydrofuran	ND	0.500	--	ND	1.47	--		1
2,2-Dichloropropane	ND	0.200	--	ND	0.924	--		1
1,2-Dichloroethane	ND	0.200	--	ND	0.809	--		1
n-Hexane	ND	0.200	--	ND	0.705	--		1
Diisopropyl ether	ND	0.200	--	ND	0.836	--		1
tert-Butyl Ethyl Ether	ND	0.200	--	ND	0.836	--		1
1,2-Dichloroethene (total)	ND	1.00	--	ND	1.00	--		1
1,1,1-Trichloroethane	ND	0.200	--	ND	1.09	--		1
1,1-Dichloropropene	ND	0.200	--	ND	0.908	--		1
Benzene	ND	0.200	--	ND	0.639	--		1
Carbon tetrachloride	ND	0.200	--	ND	1.26	--		1
Cyclohexane	ND	0.200	--	ND	0.688	--		1
tert-Amyl Methyl Ether	ND	0.200	--	ND	0.836	--		1

Project Name: BATCH CANISTER CERTIFICATION
Project Number: CANISTER QC BAT

Lab Number: L2563809
Report Date: 10/31/25

Air Canister Certification Results

Lab ID: L2563809-10
Client ID: CAN 4142 SHELF 1
Sample Location:

Date Collected: 10/09/25 11:00
Date Received: 10/09/25
Field Prep: Not Specified

Sample Depth:

Parameter	ppbV Results	ppbV RL	ppbV MDL	ug/m3 Results	ug/m3 RL	ug/m3 MDL	Qualifier	Dilution Factor
Volatile Organics in Air - Mansfield Air Lab								
Dibromomethane	ND	0.200	--	ND	1.42	--		1
1,2-Dichloropropane	ND	0.200	--	ND	0.924	--		1
Bromodichloromethane	ND	0.200	--	ND	1.34	--		1
1,4-Dioxane	ND	0.200	--	ND	0.721	--		1
Trichloroethene	ND	0.200	--	ND	1.07	--		1
2,2,4-Trimethylpentane	ND	0.200	--	ND	0.934	--		1
Methyl Methacrylate	ND	0.500	--	ND	2.05	--		1
Heptane	ND	0.200	--	ND	0.820	--		1
cis-1,3-Dichloropropene	ND	0.200	--	ND	0.908	--		1
4-Methyl-2-pentanone	ND	0.500	--	ND	2.05	--		1
trans-1,3-Dichloropropene	ND	0.200	--	ND	0.908	--		1
1,1,2-Trichloroethane	ND	0.200	--	ND	1.09	--		1
Toluene	ND	0.200	--	ND	0.754	--		1
1,3-Dichloropropane	ND	0.200	--	ND	0.924	--		1
2-Hexanone	ND	0.200	--	ND	0.820	--		1
Dibromochloromethane	ND	0.200	--	ND	1.70	--		1
1,2-Dibromoethane	ND	0.200	--	ND	1.54	--		1
Butyl acetate	ND	0.500	--	ND	2.38	--		1
Octane	ND	0.200	--	ND	0.934	--		1
Tetrachloroethene	ND	0.200	--	ND	1.36	--		1
1,1,1,2-Tetrachloroethane	ND	0.200	--	ND	1.37	--		1
Chlorobenzene	ND	0.200	--	ND	0.921	--		1
Ethylbenzene	ND	0.200	--	ND	0.869	--		1
p/m-Xylene	ND	0.400	--	ND	1.74	--		1
Bromoform	ND	0.200	--	ND	2.07	--		1
Styrene	ND	0.200	--	ND	0.852	--		1
1,1,2,2-Tetrachloroethane	ND	0.200	--	ND	1.37	--		1

Project Name: BATCH CANISTER CERTIFICATION
Project Number: CANISTER QC BAT
Lab Number: L2563809
Report Date: 10/31/25

Air Canister Certification Results

Lab ID: L2563809-10
Client ID: CAN 4142 SHELF 1
Sample Location:

Date Collected: 10/09/25 11:00
Date Received: 10/09/25
Field Prep: Not Specified

Sample Depth:

Parameter	ppbV Results	ppbV RL	ppbV MDL	ug/m3 Results	ug/m3 RL	ug/m3 MDL	Qualifier	Dilution Factor
Volatile Organics in Air - Mansfield Air Lab								
o-Xylene	ND	0.200	--	ND	0.869	--		1
1,2,3-Trichloropropane	ND	0.200	--	ND	1.21	--		1
Nonane	ND	0.200	--	ND	1.05	--		1
Isopropylbenzene	ND	0.200	--	ND	0.983	--		1
Bromobenzene	ND	0.200	--	ND	0.793	--		1
2-Chlorotoluene	ND	0.200	--	ND	1.04	--		1
n-Propylbenzene	ND	0.200	--	ND	0.983	--		1
4-Chlorotoluene	ND	0.200	--	ND	1.04	--		1
4-Ethyltoluene	ND	0.200	--	ND	0.983	--		1
1,3,5-Trimethylbenzene	ND	0.200	--	ND	0.983	--		1
tert-Butylbenzene	ND	0.200	--	ND	1.10	--		1
1,2,4-Trimethylbenzene	ND	0.200	--	ND	0.983	--		1
Decane	ND	0.200	--	ND	1.16	--		1
Benzyl chloride	ND	0.200	--	ND	1.04	--		1
1,3-Dichlorobenzene	ND	0.200	--	ND	1.20	--		1
1,4-Dichlorobenzene	ND	0.200	--	ND	1.20	--		1
sec-Butylbenzene	ND	0.200	--	ND	1.10	--		1
p-Isopropyltoluene	ND	0.200	--	ND	1.10	--		1
1,2-Dichlorobenzene	ND	0.200	--	ND	1.20	--		1
n-Butylbenzene	ND	0.200	--	ND	1.10	--		1
1,2-Dibromo-3-chloropropane	ND	0.200	--	ND	1.93	--		1
Undecane	ND	0.200	--	ND	1.28	--		1
Dodecane	ND	0.200	--	ND	1.39	--		1
1,2,4-Trichlorobenzene	ND	0.200	--	ND	1.48	--		1
Naphthalene	ND	0.200	--	ND	0.996	--		1
1,2,3-Trichlorobenzene	ND	0.200	--	ND	1.48	--		1
Hexachlorobutadiene	ND	0.200	--	ND	2.13	--		1

Project Name: BATCH CANISTER CERTIFICATION
Project Number: CANISTER QC BAT

Lab Number: L2563809
Report Date: 10/31/25

Air Canister Certification Results

Lab ID: L2563809-10
Client ID: CAN 4142 SHELF 1
Sample Location:

Date Collected: 10/09/25 11:00
Date Received: 10/09/25
Field Prep: Not Specified

Sample Depth:

Parameter	ppbV Results	ppbV RL	ppbV MDL	ug/m3 Results	ug/m3 RL	ug/m3 MDL	Qualifier	Dilution Factor
Volatile Organics in Air - Mansfield Air Lab								

	Results	Qualifier	Units	RDL	Dilution Factor
Tentatively Identified Compounds					

No Tentatively Identified Compounds

Internal Standard	% Recovery	Qualifier	Acceptance Criteria
1,4-Difluorobenzene	82		60-140
Bromochloromethane	91		60-140
chlorobenzene-d5	82		60-140

Project Name: BATCH CANISTER CERTIFICATION
Project Number: CANISTER QC BAT

Lab Number: L2563809
Report Date: 10/31/25

Air Canister Certification Results

Lab ID: L2563809-10
Client ID: CAN 4142 SHELF 1
Sample Location:

Date Collected: 10/09/25 11:00
Date Received: 10/09/25
Field Prep: Not Specified

Sample Depth:
Matrix: Air
Anaytical Method: 48,TO-15-SIM
Analytical Date: 10/13/25 06:04
Analyst: KMH

	ppbV			ug/m3				
Parameter	**Results**	**RL**	**MDL**	**Results**	**RL**	**MDL**	**Qualifier**	**Dilution Factor**
Volatile Organics in Air by SIM - Mansfield Air Lab								
Dichlorodifluoromethane	ND	0.200	--	ND	0.989	--		1
Chloromethane	ND	0.200	--	ND	0.413	--		1
Freon-114	ND	0.050	--	ND	0.349	--		1
Vinyl chloride	ND	0.020	--	ND	0.051	--		1
1,3-Butadiene	ND	0.020	--	ND	0.044	--		1
Bromomethane	ND	0.020	--	ND	0.078	--		1
Chloroethane	ND	0.100	--	ND	0.264	--		1
Acrolein	ND	0.050	--	ND	0.115	--		1
Acetone	ND	1.00	--	ND	2.38	--		1
Trichlorofluoromethane	ND	0.050	--	ND	0.281	--		1
Acrylonitrile	ND	0.500	--	ND	1.09	--		1
1,1-Dichloroethene	ND	0.020	--	ND	0.079	--		1
Methylene chloride	ND	0.500	--	ND	1.74	--		1
Freon-113	ND	0.050	--	ND	0.383	--		1
trans-1,2-Dichloroethene	ND	0.020	--	ND	0.079	--		1
1,1-Dichloroethane	ND	0.020	--	ND	0.081	--		1
Methyl tert butyl ether	ND	0.200	--	ND	0.721	--		1
2-Butanone	ND	0.500	--	ND	1.47	--		1
cis-1,2-Dichloroethene	ND	0.020	--	ND	0.079	--		1
Chloroform	ND	0.020	--	ND	0.098	--		1
1,2-Dichloroethane	ND	0.020	--	ND	0.081	--		1
1,1,1-Trichloroethane	ND	0.020	--	ND	0.109	--		1
Benzene	ND	0.100	--	ND	0.319	--		1
Carbon tetrachloride	ND	0.020	--	ND	0.126	--		1

Project Name: BATCH CANISTER CERTIFICATION **Lab Number:** L2563809

Project Number: CANISTER QC BAT **Report Date:** 10/31/25

Air Canister Certification Results

Lab ID: L2563809-10
Client ID: CAN 4142 SHELF 1
Sample Location:

Date Collected: 10/09/25 11:00
Date Received: 10/09/25
Field Prep: Not Specified

Sample Depth:

Parameter	ppbV Results	ppbV RL	ppbV MDL	ug/m3 Results	ug/m3 RL	ug/m3 MDL	Qualifier	Dilution Factor
Volatile Organics in Air by SIM - Mansfield Air Lab								
1,2-Dichloropropane	ND	0.020	--	ND	0.092	--		1
Bromodichloromethane	ND	0.020	--	ND	0.134	--		1
1,4-Dioxane	ND	0.100	--	ND	0.360	--		1
Trichloroethene	ND	0.020	--	ND	0.107	--		1
cis-1,3-Dichloropropene	ND	0.020	--	ND	0.091	--		1
4-Methyl-2-pentanone	ND	0.500	--	ND	2.05	--		1
trans-1,3-Dichloropropene	ND	0.020	--	ND	0.091	--		1
1,1,2-Trichloroethane	ND	0.020	--	ND	0.109	--		1
Toluene	ND	0.100	--	ND	0.377	--		1
Dibromochloromethane	ND	0.020	--	ND	0.170	--		1
1,2-Dibromoethane	ND	0.020	--	ND	0.154	--		1
Tetrachloroethene	ND	0.020	--	ND	0.136	--		1
1,1,1,2-Tetrachloroethane	ND	0.020	--	ND	0.137	--		1
Chlorobenzene	ND	0.100	--	ND	0.461	--		1
Ethylbenzene	ND	0.020	--	ND	0.087	--		1
p/m-Xylene	ND	0.040	--	ND	0.174	--		1
Bromoform	ND	0.020	--	ND	0.207	--		1
Styrene	ND	0.020	--	ND	0.085	--		1
1,1,2,2-Tetrachloroethane	ND	0.020	--	ND	0.137	--		1
o-Xylene	ND	0.020	--	ND	0.087	--		1
Isopropylbenzene	ND	0.200	--	ND	0.983	--		1
4-Ethyltoluene	ND	0.020	--	ND	0.098	--		1
1,3,5-Trimethybenzene	ND	0.020	--	ND	0.098	--		1
1,2,4-Trimethylbenzene	ND	0.020	--	ND	0.098	--		1
Benzyl chloride	ND	0.100	--	ND	0.518	--		1
1,3-Dichlorobenzene	ND	0.020	--	ND	0.120	--		1
1,4-Dichlorobenzene	ND	0.020	--	ND	0.120	--		1

Project Name: BATCH CANISTER CERTIFICATION
Project Number: CANISTER QC BAT

Lab Number: L2563809
Report Date: 10/31/25

Air Canister Certification Results

Lab ID: L2563809-10
Client ID: CAN 4142 SHELF 1
Sample Location:

Date Collected: 10/09/25 11:00
Date Received: 10/09/25
Field Prep: Not Specified

Sample Depth:

Parameter	ppbV Results	ppbV RL	ppbV MDL	ug/m3 Results	ug/m3 RL	ug/m3 MDL	Qualifier	Dilution Factor
Volatile Organics in Air by SIM - Mansfield Air Lab								
sec-Butylbenzene	ND	0.200	--	ND	1.10	--		1
p-Isopropyltoluene	ND	0.200	--	ND	1.10	--		1
1,2-Dichlorobenzene	ND	0.020	--	ND	0.120	--		1
n-Butylbenzene	ND	0.200	--	ND	1.10	--		1
1,2,4-Trichlorobenzene	ND	0.050	--	ND	0.371	--		1
Naphthalene	ND	0.050	--	ND	0.262	--		1
1,2,3-Trichlorobenzene	ND	0.050	--	ND	0.371	--		1
Hexachlorobutadiene	ND	0.050	--	ND	0.533	--		1

Internal Standard	% Recovery	Qualifier	Acceptance Criteria
1,4-difluorobenzene	81		60-140
bromochloromethane	95		60-140
chlorobenzene-d5	87		60-140

Project Name: 136 FULLER ROAD
Project Number: 2222575.05

Lab Number: L2566950
Report Date: 10/31/25

Sample Receipt and Container Information

Were project specific reporting limits specified? YES

Cooler Information

Cooler	Custody Seal
NA	Absent

Container Information

Container ID	Container Type	Cooler	Initial pH	Final pH	Temp deg C	Pres	Seal	Frozen Date/Time	Analysis(*)
L2566950-01A	Canister - 1L (Batch Certified)	NA	NA			Y	Absent		TO15-LL(30)

*Values in parentheses indicate holding time in days

Project Name:	136 FULLER ROAD	**Lab Number:**	L2566950
Project Number:	2222575.05	**Report Date:**	10/31/25

GLOSSARY

Acronyms

DL	- Detection Limit: This value represents the level to which target analyte concentrations are reported as estimated values, when those target analyte concentrations are quantified below the limit of quantitation (LOQ). The DL includes any adjustments from dilutions, concentrations or moisture content, where applicable. (DoD report formats only.)
EDL	- Estimated Detection Limit: This value represents the level to which target analyte concentrations are reported as estimated values, when those target analyte concentrations are quantified below the reporting limit (RL). The EDL includes any adjustments from dilutions, concentrations or moisture content, where applicable. The use of EDLs is specific to the analysis of PAHs using Solid-Phase Microextraction (SPME).
EMPC	- Estimated Maximum Possible Concentration: The concentration that results from the signal present at the retention time of an analyte when the ions meet all of the identification criteria except the ion abundance ratio criteria. An EMPC is a worst-case estimate of the concentration.
EPA	- Environmental Protection Agency.
LCS	- Laboratory Control Sample: A sample matrix, free from the analytes of interest, spiked with verified known amounts of analytes or a material containing known and verified amounts of analytes.
LCSD	- Laboratory Control Sample Duplicate: Refer to LCS.
LFB	- Laboratory Fortified Blank: A sample matrix, free from the analytes of interest, spiked with verified known amounts of analytes or a material containing known and verified amounts of analytes.
LOD	- Limit of Detection: This value represents the level to which a target analyte can reliably be detected for a specific analyte in a specific matrix by a specific method. The LOD includes any adjustments from dilutions, concentrations or moisture content, where applicable. (DoD report formats only.)
LOQ	- Limit of Quantitation: The value at which an instrument can accurately measure an analyte at a specific concentration. The LOQ includes any adjustments from dilutions, concentrations or moisture content, where applicable. (DoD report formats only.) Limit of Quantitation: The value at which an instrument can accurately measure an analyte at a specific concentration. The LOQ includes any adjustments from dilutions, concentrations or moisture content, where applicable. (DoD report formats only.)
MDL	- Method Detection Limit: This value represents the level to which target analyte concentrations are reported as estimated values, when those target analyte concentrations are quantified below the reporting limit (RL). The MDL includes any adjustments from dilutions, concentrations or moisture content, where applicable.
MS	- Matrix Spike Sample: A sample prepared by adding a known mass of target analyte to a specified amount of matrix sample for which an independent estimate of target analyte concentration is available. For Method 332.0, the spike recovery is calculated using the native concentration, including estimated values.
MSD	- Matrix Spike Sample Duplicate: Refer to MS.
NA	- Not Applicable.
NC	- Not Calculated: Term is utilized when one or more of the results utilized in the calculation are non-detect at the parameter's reporting unit.
NDPA/DPA	- N-Nitrosodiphenylamine/Diphenylamine.
NI	- Not Ignitable.
NP	- Non-Plastic: Term is utilized for the analysis of Atterberg Limits in soil.
NR	- No Results: Term is utilized when 'No Target Compounds Requested' is reported for the analysis of Volatile or Semivolatile Organic TIC only requests.
RL	- Reporting Limit: The value at which an instrument can accurately measure an analyte at a specific concentration. The RL includes any adjustments from dilutions, concentrations or moisture content, where applicable.
RPD	- Relative Percent Difference: The results from matrix and/or matrix spike duplicates are primarily designed to assess the precision of analytical results in a given matrix and are expressed as relative percent difference (RPD). Values which are less than five times the reporting limit for any individual parameter are evaluated by utilizing the absolute difference between the values; although the RPD value will be provided in the report.
SRM	- Standard Reference Material: A reference sample of a known or certified value that is of the same or similar matrix as the associated field samples.
STLP	- Semi-dynamic Tank Leaching Procedure per EPA Method 1315.
TEF	- Toxic Equivalency Factors: The values assigned to each dioxin and furan to evaluate their toxicity relative to 2,3,7,8-TCDD.
TEQ	- Toxic Equivalent: The measure of a sample's toxicity derived by multiplying each dioxin and furan by its corresponding TEF and then summing the resulting values.
TIC	- Tentatively Identified Compound: A compound that has been identified to be present and is not part of the target compound list (TCL) for the method and/or program. All TICs are qualitatively identified and reported as estimated concentrations.

Report Format: Data Usability Report

Project Name:	136 FULLER ROAD	**Lab Number:**	L2566950
Project Number:	2222575.05	**Report Date:**	10/31/25

Footnotes

1 - The reference for this analyte should be considered modified since this analyte is absent from the target analyte list of the original method.

Terms

Analytical Method: Both the document from which the method originates and the analytical reference method. (Example: EPA 8260B is shown as 1,8260B.) The codes for the reference method documents are provided in the References section of the Addendum.

Chlordane: The target compound Chlordane (CAS No. 57-74-9) is reported for GC ECD analyses. Per EPA,this compound "refers to a mixture of chlordane isomers, other chlorinated hydrocarbons and numerous other components." (Reference: USEPA Toxicological Review of Chlordane, In Support of Summary Information on the Integrated Risk Information System (IRIS), December 1997.)

Difference: With respect to Total Oxidizable Precursor (TOP) Assay analysis, the difference is defined as the Post-Treatment value minus the Pre-Treatment value.

Final pH: As it pertains to Sample Receipt & Container Information section of the report, Final pH reflects pH of container determined after adjustment at the laboratory, if applicable. If no adjustment required, value reflects Initial pH.

Frozen Date/Time: With respect to Volatile Organics in soil, Frozen Date/Time reflects the date/time at which associated Reagent Water-preserved vials were initially frozen. Note: If frozen date/time is beyond 48 hours from sample collection, value will be reflected in 'bold'.

Gasoline Range Organics (GRO): Gasoline Range Organics (GRO) results include all chromatographic peaks eluting from Methyl tert butyl ether through Naphthalene, with the exception of GRO analysis in support of State of Ohio programs, which includes all chromatographic peaks eluting from Hexane through Dodecane.

Initial pH: As it pertains to Sample Receipt & Container Information section of the report, Initial pH reflects pH of container determined upon receipt, if applicable.

PAH Total: With respect to Alkylated PAH analyses, the 'PAHs, Total' result is defined as the summation of results for all or a subset of the following compounds: Naphthalene, C1-C4 Naphthalenes, 2-Methylnaphthalene, 1-Methylnaphthalene, Biphenyl, Acenaphthylene, Acenaphthene, Fluorene, C1-C3 Fluorenes, Phenanthrene, C1-C4 Phenanthrenes/Anthracenes, Anthracene, Fluoranthene, Pyrene, C1-C4 Fluoranthenes/Pyrenes, Benz(a)anthracene, Chrysene, C1-C4 Chrysenes, Benzo(b)fluoranthene, Benzo(j)+(k)fluoranthene, Benzo(e)pyrene, Benzo(a)pyrene, Perylene, Indeno(1,2,3-cd)pyrene, Dibenz(ah)+(ac)anthracene, Benzo(g,h,i)perylene. If a 'Total' result is requested, the results of its individual components will also be reported.

PFAS Total: With respect to PFAS analyses, the 'PFAS, Total (5)' result is defined as the summation of results for: PFHpA, PFHxS, PFOA, PFNA and PFOS. In addition, the 'PFAS, Total (6)' result is defined as the summation of results for: PFHpA, PFHxS, PFOA, PFNA, PFDA and PFOS. For MassDEP DW compliance analysis only, the 'PFAS, Total (6)' result is defined as the summation of results at or above the RL. Note: If a 'Total' result is requested, the results of its individual components will also be reported.

Total: With respect to Organic analyses, a 'Total' result is defined as the summation of results for individual isomers or Aroclors. If a 'Total' result is requested, the results of its individual components will also be reported. This is applicable to 'Total' results for methods 8260, 8081 and 8082.

Data Qualifiers

A - Spectra identified as "Aldol Condensates" are byproducts of the extraction/concentration procedures when acetone is introduced in the process.

B - The analyte was detected above the reporting limit in the associated method blank. Flag only applies to associated field samples that have detectable concentrations of the analyte at less than ten times (10x) the concentration found in the blank. For MCP-related projects, flag only applies to associated field samples that have detectable concentrations of the analyte at less than ten times (10x) the concentration found in the blank. For DOD-related projects, flag only applies to associated field samples that have detectable concentrations of the analyte at less than ten times (10x) the concentration found in the blank AND the analyte was detected above one-half the reporting limit (or above the reporting limit for common lab contaminants) in the associated method blank. For NJ-Air-related projects, flag only applies to associated field samples that have detectable concentrations of the analyte above the reporting limit. For NJ-related projects (excluding Air), flag only applies to associated field samples that have detectable concentrations of the analyte, which was detected above the reporting limit in the associated method blank or above five times the reporting limit for common lab contaminants (Phthalates, Acetone, Methylene Chloride, 2-Butanone).

C - Co-elution: The target analyte co-elutes with a known lab standard (i.e. surrogate, internal standards, etc.) for co-extracted analyses.

D - Concentration of analyte was quantified from diluted analysis. Flag only applies to field samples that have detectable concentrations of the analyte.

E - Concentration of analyte exceeds the range of the calibration curve and/or linear range of the instrument.

F - The ratio of quantifier ion response to qualifier ion response falls outside of the laboratory criteria. Results are considered to be an estimated maximum concentration.

G - The concentration may be biased high due to matrix interferences (i.e, co-elution) with non-target compound(s). The result should be considered estimated.

H - The analysis of pH was performed beyond the regulatory-required holding time of 15 minutes from the time of sample collection.

I - The lower value for the two columns has been reported due to obvious interference.

J - Estimated value. This represents an estimated concentration for Tentatively Identified Compounds (TICs).

M - Reporting Limit (RL) exceeds the MCP CAM Reporting Limit for this analyte.

Report Format: Data Usability Report

Project Name:	136 FULLER ROAD	**Lab Number:**	L2566950
Project Number:	2222575.05	**Report Date:**	10/31/25

Data Qualifiers

ND - Not detected at the reporting limit (RL) for the sample.

NJ - Presumptive evidence of compound. This represents an estimated concentration for Tentatively Identified Compounds (TICs), where the identification is based on a mass spectral library search.

P - The RPD between the results for the two columns exceeds the method-specified criteria.

Q - The quality control sample exceeds the associated acceptance criteria. For DOD-related projects, LCS and/or Continuing Calibration Standard exceedences are also qualified on all associated sample results. Note: This flag is not applicable for matrix spike recoveries when the sample concentration is greater than 4x the spike added or for batch duplicate RPD when the sample concentrations are less than 5x the RL. (Metals only.)

R - Analytical results are from sample re-analysis.

RE - Analytical results are from sample re-extraction.

S - Analytical results are from modified screening analysis.

V - The surrogate associated with this target analyte has a recovery outside the QC acceptance limits. (Applicable to MassDEP DW Compliance samples only.)

Z - The batch matrix spike and/or duplicate associated with this target analyte has a recovery/RPD outside the QC acceptance limits. (Applicable to MassDEP DW Compliance samples only.)

Report Format: Data Usability Report

Project Name: 136 FULLER ROAD
Project Number: 2222575.05
Lab Number: L2566950
Report Date: 10/31/25

REFERENCES

48 Compendium of Methods for the Determination of Toxic Organic Compounds in Ambient Air. Second Edition. EPA/625/R-96/010b, January 1999.

LIMITATION OF LIABILITIES

Pace Analytical Services performs services with reasonable care and diligence normal to the analytical testing laboratory industry. In the event of an error, the sole and exclusive responsibility of Pace Analytical Services shall be to re-perform the work at it's own expense. In no event shall Pace Analytical Services be held liable for any incidental, consequential or special damages, including but not limited to, damages in any way connected with the use of, interpretation of, information or analysis provided by Pace Analytical Services.

We strongly urge our clients to comply with EPA protocol regarding sample volume, preservation, cooling, containers, sampling procedures, holding time and splitting of samples in the field.

Certification Information

The following analytes are not included in our Primary NELAP Scope of Accreditation:

Westborough Facility – 8 Walkup Dr. Westborough, MA 01581
EPA 624.1: m/p-xylene, o-xylene, Naphthalene
EPA 625.1: alpha-Terpineol
EPA 8260D: NPW: 1,2,4,5-Tetramethylbenzene; 4-Ethyltoluene; SCM: Iodomethane (methyl iodide), 1,2,4,5-Tetramethylbenzene; 4-Ethyltoluene.
EPA 8270E: NPW: Dimethylnaphthalene,1,4-Diphenylhydrazine, alpha-Terpineol, Azobenzene; SCM: Dimethylnaphthalene,1,4-Diphenylhydrazine.
SM4500: NPW: Amenable Cyanide; SCM: Total Phosphorus, TKN, NO2, NO3.

Mansfield Facility – 320 Forbes Blvd. Mansfield, MA 02048
SM 2540D: TSS.
EPA TO-15: Halothane, 2,4,4-Trimethyl-2-pentene, 2,4,4-Trimethyl-1-pentene, Thiophene, 2-Methylthiophene, 3-Methylthiophene, 2-Ethylthiophene, 1,2,3-Trimethylbenzene, Indan, Indene, 1,2,4,5-Tetramethylbenzene, Benzothiophene, 1-Methylnaphthalene.
MADEP-APH.
Nonpotable Water: EPA RSK-175 Dissolved Gases
Biological Tissue Matrix: EPA 3050B

Mansfield Facility – 120 Forbes Blvd. Mansfield, MA 02048
EPA TO-15: Halothane, 2,4,4-Trimethyl-2-pentene, 2,4,4-Trimethyl-1-pentene, Thiophene, 2-Methylthiophene, 3-Methylthiophene, 2-Ethylthiophene, 1,2,3-Trimethylbenzene, Indan, Indene, 1,2,4,5-Tetramethylbenzene, Benzothiophene, 1-Methylnaphthalene.
Nonpotable Water: EPA RSK-175 Dissolved Gases

The following test method is not included in our New Jersey Secondary NELAP Scope of Accreditation:

Mansfield Facility – 320 Forbes Blvd. Mansfield, MA 02048
Determination of Selected Perfluorinated Alkyl Substances by Solid Phase Extraction and Liquid Chromatography/Tandem Mass Spectrometry Isotope Dilution (via Alpha SOP 23528)

The following analytes are included in our Massachusetts DEP Scope of Accreditation

Westborough Facility – 8 Walkup Dr. Westborough, MA 01581

Drinking Water
EPA 300.0: Chloride, Nitrate-N, Fluoride, Sulfate; **EPA 353.2**: Nitrate-N, Nitrite-N; **SM4500NO3-F**: Nitrate-N, Nitrite-N; **SM4500F-C, SM4500CN-CE, EPA 180.1, SM2130B, SM4500Cl-D, SM2320B, SM2540C, SM4500H-B, SM4500NO2-B**
EPA 524.2: THMs and VOCs; **EPA 504.1:** EDB, DBCP.
Microbiology: **SM9215B; SM9223-P/A, SM9223B-Colilert-QT,SM9222D**.

Non-Potable Water
SM4500H,B, EPA 120.1, SM2510B, SM2540C, SM2320B, SM4500CL-E, SM4500F-BC, SM4500NH3-BH: Ammonia-N and Kjeldahl-N, **EPA 350.1**: Ammonia-N, **LACHAT 10-107-06-1-B**: Ammonia-N, **EPA 351.1, SM4500NO3-F, EPA 353.2**: Nitrate-N**, SM4500P-E, SM4500P-B, E, SM4500SO4-E, SM5220D, EPA 410.4, SM5210B, SM5310C, SM4500CL-D, SM4500CL-G, EPA 1664, EPA 420.1, SM4500-CN-CE, SM2540D, EPA 300: Chloride, Sulfate, Nitrate.**
EPA 624.1: Volatile Halocarbons & Aromatics,
EPA 608.3: Chlordane, Toxaphene, Aldrin, alpha-BHC, beta-BHC, gamma-BHC, delta-BHC, Dieldrin, DDD, DDE, DDT, Endosulfan I, Endosulfan II, Endosulfan sulfate, Endrin, Endrin Aldehyde, Heptachlor, Heptachlor Epoxide, PCBs
EPA 625.1: SVOC (Acid/Base/Neutral Extractables).
Microbiology: **SM9223B-Colilert-QT; Enterolert-QT.**

Mansfield Facility – 320 Forbes Blvd. Mansfield, MA 02048

Drinking Water
EPA 200.7: Al, Ba, Cd, Cr, Cu, Fe, Mn, Ni, Na, Ag, Ca, Zn. **EPA 200.8:** Al, Sb, As, Ba, Be, Cd, Cr, Cu, Pb, Mn, Ni, Se, Ag, TL, Zn. **EPA 245.1** Hg.
EPA 522, EPA 537.1.

Non-Potable Water
EPA 200.7: Al, Sb, As, Be, Cd, Ca, Cr, Co, Cu, Fe, Pb, Mg, Mn, Mo, Ni, K, Se, Ag, Na, Sr, TL, Ti, V, Zn.
EPA 200.8: Al, Sb**,** As, Be, Cd, Ca, Cr, Cu, Fe, Pb, Mg, Mn, Ni, K, Se, Ag, Na, TL, Zn.
EPA 245.1: Hg. **EPA 245.7:** Hg.
SM2340B

Certification IDs:

Westborough Facility – 8 Walkup Dr. Westborough, MA 01581
CT PH-0826, IL 200077, IN C-MA-03, KY kY98045, ME MA00086, MD 348, MA M-MA086, NH 2064, NJ MA935, NY 11148, NC (DW) 25700, NC (NPW/SCM) 666, OR MA-1316, PA 68-03671, RI LAO00065, TX T104704476, VT VT-0935, VA 460195

Mansfield Facility – 320 Forbes Blvd. Mansfield, MA 02048
MA M-MA00030, CT PH-0825, ANAB/DoD L2474, IL 200081, IN C-MA-04, KY KY98046, LA 85084, ME MA00030, MI 9110, MN 025-999-495, NH 2062, NJ MA015, NY 11627, NC (NPW/SCM) 685, OR MA-0262, PA 68-02089, RI LAO00299, TX T-104704419, VT VT-0015, VA 460194, WA C954

Mansfield Facility – 120 Forbes Blvd. Mansfield, MA 02048
ANAB/DoD L2474, LA 245052, ME MA01156, MN 025-999-498, NH 2249, NJ MA025, NY 12191, OR 4203, TX T104704583, VA 460311, WA C1104.

For a complete listing of analytes and methods, please contact your Project Manager.

AIR ANALYSIS

PAGE 1 OF 1

Pace ANALYTICAL SERVICES

CHAIN OF CUSTODY

120 Forbes Blvd, Mansfield, MA 02048
TEL 508-822-9300 FAX 508-822-3288

Date Rec'd in Lab: 10/23/25

Pace® Job #: L2566950

Client Information

Client: LaBella Associates
Address: 4 British American
Latham, NY 12110
Phone: 720-626-6367
Fax:
Email: bfields@labellape.com
☐ These samples have been previously analyzed by Pace

Project Information

Project Name: 136 Fuller Road
Project Location: Albany, NY
Project #: 2222575.05
Project Manager: Branson fields
Pace® Quote #:

Turn-Around Time

☒ Standard ☐ RUSH (only confirmed if pre-approved)
Date Due: Time:

Report Information - Data Deliverables

☐ FAX
☐ ADEx
Criteria Checker:
(Default based on Regulatory Criteria Indicated)
Other Formats:
☑ EMAIL (standard pdf report)
☐ Additional Deliverables
Report to (if different than Project Manager):

Billing Information

☑ Same as Client info PO #: 2222575.05
APPR@labellape.com

Regulatory Requirements/Report Limits

State/Fed	Program	Res / Comm

Other Project Specific Requirements/Comments:

Project-Specific Target Compound List ☐

All Columns Below Must Be Filled Out

PACE Lab ID (Lab Use Only)	Sample ID	COLLECTION End Date	Start Time	End Time	Initial Vacuum	Final Vacuum	Sample Matrix*	Sampler's Initials	Can Size	ID Can	ID - Flow Controller	TO-15	TO-15 SIM	APH	Fixed Gases	Sulfides & Mercaptans by TO-15	Sample Comments (i.e. PID)
6950-01	Effluent_OCT25	10/22/25	10:04	10:05	-29.0	0.0	SV	BF	1L	6047	0179	X					PID = 12.3 ppm

ANALYSIS

*SAMPLE MATRIX CODES
AA = Ambient Air (Indoor/Outdoor)
SV = Soil Vapor/Landfill Gas/SVE
Other = Please Specify

Container Type

Please print clearly, legibly and completely. Samples can not be logged in and turnaround time clock will not start until any ambiguities are resolved. All samples submitted are subject to Pace's Terms and Conditions See reverse side

Relinquished By	Date/Time	Received By	Date/Time
Branson Fields / LaBella	10/23/25 1115	BSS Pace	10/23/25 1115
BSS	10/22 1130		10/22 2200
	10/23 1120		10-23-25 0430
[illegible]	10-23-25 0540	[illegible]	10/23/25 0540

Sample Delivery Group Summary

Pace Job Number : L2566950

Account Name : LaBella Associates, P.C.
Project Number : 2222575.05
Project Name : 136 FULLER ROAD

Received : 22-OCT-2025
Reviewer : Christopher J Anderson

Delivery Information

Samples Delivered By : Pace Courier

Chain of Custody : Present

Cooler Information

Cooler	Seal/Seal#	Preservation	Temperature(°C)	Additional Information
NA	Absent/			

Condition Information

1) All samples on COC received?	**YES**
2) Extra samples received?	**NO**
3) Are there any sample container discrepancies?	**NO**
4) Are there any discrepancies between COC & sample labels?	**NO**
5) Are samples in appropriate containers for requested analysis?	**YES**
6) Are samples properly preserved for requested analysis?	**YES**
7) Are samples within holding time for requested analysis?	**YES**
8) All sampling equipment returned?	**YES**

Volatile Organics/VPH

1) Reagent Water Vials Frozen by Client?	**NA**

ANALYTICAL REPORT

Lab Number:	L2575128
Client:	LaBella Associates, P.C. 4 British American Boulevard Latham, NY 12110
ATTN:	Branson Fields
Phone:	(518) 266-7355
Project Name:	136 FULLER ROAD
Project Number:	2222575.05
Report Date:	12/08/25

The original project report/data package is held by Pace Analytical Services. This report/data package is paginated and should be reproduced only in its entirety. Pace Analytical Services holds no responsibility for results and/or data that are not consistent with the original.

Certifications & Approvals: NH ELAP (2249).

120 Forbes Boulevard, Mansfield, MA 02048-1806
508-822-9300 (Fax) 508-822-3288 800-624-9220 - www.pacelabs.com

Project Name: 136 FULLER ROAD
Project Number: 2222575.05

Lab Number: L2575128
Report Date: 12/08/25

Lab Sample ID	Client ID	Matrix	Sample Location	Collection Date/Time	Receive Date
L2575128-01	EFFLUENT_NOV25	SOIL_VAPOR	ALBANY, NY	11/21/25 10:15	11/21/25

Project Name:	136 FULLER ROAD	**Lab Number:**	L2575128
Project Number:	2222575.05	**Report Date:**	12/08/25

Case Narrative

The samples were received in accordance with the Chain of Custody and no significant deviations were encountered during the preparation or analysis unless otherwise noted. Sample Receipt, Container Information, and the Chain of Custody are located at the back of the report.

Results contained within this report relate only to the samples submitted under this Pace Lab Number and meet NELAP requirements for all NELAP accredited parameters unless otherwise noted in the following narrative. The data presented in this report is organized by parameter (i.e. VOC, SVOC, etc.). Sample specific Quality Control data (i.e. Surrogate Spike Recovery) is reported at the end of the target analyte list for each individual sample, followed by the Laboratory Batch Quality Control at the end of each parameter. Tentatively Identified Compounds (TICs), if requested, are reported for compounds identified to be present and are not part of the method/program Target Compound List, even if only a subset of the TCL are being reported. If a sample was re-analyzed or re-extracted due to a required quality control corrective action and if both sets of data are reported, the Laboratory ID of the re-analysis or re-extraction is designated with an "R" or "RE", respectively.

When multiple Batch Quality Control elements are reported (e.g. more than one LCS), the associated samples for each element are noted in the grey shaded header line of each data table. Any Laboratory Batch, Sample Specific % recovery or RPD value that is outside the listed Acceptance Criteria is bolded in the report. In reference to questions H (CAM) or 4 (RCP) when "NO" is checked, the performance criteria for CAM and RCP methods allow for some quality control failures to occur and still be within method compliance. In these instances, the specific failure is not narrated but noted in the associated QC Outlier Summary Report, located directly after the Case Narrative. QC information is also incorporated in the Data Usability Assessment table (Format 11) of our Data Merger tool, where it can be reviewed in conjunction with the sample result, associated regulatory criteria and any associated data usability implications.

Soil/sediments and solids are reported on a dry weight basis unless otherwise noted. Tissues are reported "as received" or on a wet weight basis, unless otherwise noted. Definitions of all data qualifiers and acronyms used in this report are provided in the Glossary located at the back of the report.

HOLD POLICY - For samples submitted on hold, Pace's policy is to hold samples (with the exception of Air canisters) free of charge for 21 calendar days from the date the project is completed. After 21 calendar days, we will dispose of all samples submitted including those put on hold unless you have contacted your Pace Project Manager and made arrangements for Pace to continue to hold the samples. Air canisters will be disposed after 3 business days from the date the project is completed.

Please contact Project Management at 800-624-9220 with any questions.

Project Name:	136 FULLER ROAD	**Lab Number:**	L2575128
Project Number:	2222575.05	**Report Date:**	12/08/25

Case Narrative (continued)

Volatile Organics in Air

Canisters were released from the laboratory on November 12, 2025. The canister certification data is provided as an addendum.

L2575128-01D: The sample has elevated detection limits due to the dilution required by the elevated concentrations of target compounds in the sample.

The WG2149786-3 LCS recovery associated with L2575128-01D is below the acceptance limit for tert-butyl alcohol (68%). All samples associated with this LCS that have reportable amounts of these analytes will be reported with low bias.

I, the undersigned, attest under the pains and penalties of perjury that, to the best of my knowledge and belief and based upon my personal inquiry of those responsible for providing the information contained in this analytical report, such information is accurate and complete. This certificate of analysis is not complete unless this page accompanies any and all pages of this report.

Authorized Signature: Christopher J. Anderson

Title: Technical Director/Representative Date: 12/08/25

AIR

Project Name: 136 FULLER ROAD
Project Number: 2222575.05

Lab Number: L2575128
Report Date: 12/08/25

SAMPLE RESULTS

Lab ID: L2575128-01 D
Client ID: EFFLUENT_NOV25
Sample Location: ALBANY, NY

Date Collected: 11/21/25 10:15
Date Received: 11/21/25
Field Prep: Not Specified

Sample Depth:
Matrix: Soil_Vapor
Anaytical Method: 48,TO-15
Analytical Date: 12/05/25 04:16
Analyst: TPH

Parameter	ppbV Results	ppbV RL	ppbV MDL	ug/m3 Results	ug/m3 RL	ug/m3 MDL	Qualifier	Dilution Factor
Volatile Organics in Air - Mansfield Air Lab								
Dichlorodifluoromethane	2.89	2.02	--	14.3	9.99	--		10.1
Chloromethane	ND	2.02	--	ND	4.17	--		10.1
Freon-114	ND	2.02	--	ND	14.1	--		10.1
Vinyl chloride	3.70	2.02	--	9.46	5.16	--		10.1
1,3-Butadiene	ND	2.02	--	ND	4.47	--		10.1
Bromomethane	ND	2.02	--	ND	7.84	--		10.1
Chloroethane	ND	2.02	--	ND	5.33	--		10.1
Ethanol	ND	50.5	--	ND	95.2	--		10.1
Vinyl bromide	ND	2.02	--	ND	8.83	--		10.1
Acetone	ND	10.1	--	ND	24.0	--		10.1
Trichlorofluoromethane	15.5	2.02	--	87.1	11.4	--		10.1
Isopropanol	ND	10.1	--	ND	24.8	--		10.1
1,1-Dichloroethene	2.39	2.02	--	9.48	8.01	--		10.1
Tertiary butyl Alcohol	ND	5.05	--	ND	15.3	--		10.1
Methylene chloride	ND	5.05	--	ND	17.5	--		10.1
3-Chloropropene	ND	2.02	--	ND	6.32	--		10.1
Carbon disulfide	ND	2.02	--	ND	6.29	--		10.1
Freon-113	ND	2.02	--	ND	15.5	--		10.1
trans-1,2-Dichloroethene	ND	2.02	--	ND	8.01	--		10.1
1,1-Dichloroethane	28.1	2.02	--	114	8.18	--		10.1
Methyl tert butyl ether	ND	2.02	--	ND	7.28	--		10.1
2-Butanone	ND	5.05	--	ND	14.9	--		10.1
cis-1,2-Dichloroethene	197	2.02	--	781	8.01	--		10.1

Project Name: 136 FULLER ROAD
Project Number: 2222575.05

Lab Number: L2575128
Report Date: 12/08/25

SAMPLE RESULTS

Lab ID: L2575128-01 D
Client ID: EFFLUENT_NOV25
Sample Location: ALBANY, NY

Date Collected: 11/21/25 10:15
Date Received: 11/21/25
Field Prep: Not Specified

Sample Depth:

Parameter	ppbV Results	ppbV RL	ppbV MDL	ug/m3 Results	ug/m3 RL	ug/m3 MDL	Qualifier	Dilution Factor
Volatile Organics in Air - Mansfield Air Lab								
Ethyl Acetate	ND	5.05	--	ND	18.2	--		10.1
Chloroform	ND	2.02	--	ND	9.86	--		10.1
Tetrahydrofuran	ND	5.05	--	ND	14.9	--		10.1
1,2-Dichloroethane	ND	2.02	--	ND	8.18	--		10.1
n-Hexane	ND	2.02	--	ND	7.12	--		10.1
1,1,1-Trichloroethane	57.9	2.02	--	316	11.0	--		10.1
Benzene	ND	2.02	--	ND	6.45	--		10.1
Carbon tetrachloride	ND	2.02	--	ND	12.7	--		10.1
Cyclohexane	ND	2.02	--	ND	6.95	--		10.1
1,2-Dichloropropane	ND	2.02	--	ND	9.34	--		10.1
Bromodichloromethane	ND	2.02	--	ND	13.5	--		10.1
1,4-Dioxane	2.32	2.02	--	8.36	7.28	--		10.1
Trichloroethene	76.5	2.02	--	411	10.9	--		10.1
2,2,4-Trimethylpentane	ND	2.02	--	ND	9.43	--		10.1
Heptane	ND	2.02	--	ND	8.28	--		10.1
cis-1,3-Dichloropropene	ND	2.02	--	ND	9.17	--		10.1
4-Methyl-2-pentanone	ND	5.05	--	ND	20.7	--		10.1
trans-1,3-Dichloropropene	ND	2.02	--	ND	9.17	--		10.1
1,1,2-Trichloroethane	ND	2.02	--	ND	11.0	--		10.1
Toluene	ND	2.02	--	ND	7.61	--		10.1
2-Hexanone	ND	2.02	--	ND	8.28	--		10.1
Dibromochloromethane	ND	2.02	--	ND	17.2	--		10.1
1,2-Dibromoethane	ND	2.02	--	ND	15.5	--		10.1
Tetrachloroethene	630	2.02	--	4270	13.7	--		10.1
Chlorobenzene	ND	2.02	--	ND	9.30	--		10.1
Ethylbenzene	ND	2.02	--	ND	8.77	--		10.1

Project Name: 136 FULLER ROAD
Project Number: 2222575.05

Lab Number: L2575128
Report Date: 12/08/25

SAMPLE RESULTS

Lab ID: L2575128-01 D
Client ID: EFFLUENT_NOV25
Sample Location: ALBANY, NY

Date Collected: 11/21/25 10:15
Date Received: 11/21/25
Field Prep: Not Specified

Sample Depth:

Parameter	ppbV Results	ppbV RL	ppbV MDL	ug/m3 Results	ug/m3 RL	ug/m3 MDL	Qualifier	Dilution Factor
Volatile Organics in Air - Mansfield Air Lab								
p/m-Xylene	ND	4.04	--	ND	17.5	--		10.1
Bromoform	ND	2.02	--	ND	20.9	--		10.1
Styrene	ND	2.02	--	ND	8.60	--		10.1
1,1,2,2-Tetrachloroethane	ND	2.02	--	ND	13.9	--		10.1
o-Xylene	ND	2.02	--	ND	8.77	--		10.1
4-Ethyltoluene	2.15	2.02	--	10.6	9.93	--		10.1
1,3,5-Trimethylbenzene	ND	2.02	--	ND	9.93	--		10.1
1,2,4-Trimethylbenzene	12.8	2.02	--	62.9	9.93	--		10.1
Benzyl chloride	ND	2.02	--	ND	10.5	--		10.1
1,3-Dichlorobenzene	ND	2.02	--	ND	12.1	--		10.1
1,4-Dichlorobenzene	ND	2.02	--	ND	12.1	--		10.1
1,2-Dichlorobenzene	ND	2.02	--	ND	12.1	--		10.1
1,2,4-Trichlorobenzene	ND	2.02	--	ND	15.0	--		10.1
Naphthalene	ND	1.92	--	ND	10.1	--		10.1
Hexachlorobutadiene	ND	2.02	--	ND	21.5	--		10.1

Internal Standard	% Recovery	Qualifier	Acceptance Criteria
1,4-Difluorobenzene	92		60-140
Bromochloromethane	98		60-140
chlorobenzene-d5	93		60-140

Project Name: 136 FULLER ROAD
Project Number: 2222575.05
Lab Number: L2575128
Report Date: 12/08/25

Method Blank Analysis
Batch Quality Control

Analytical Method: 48,TO-15
Analytical Date: 12/04/25 18:41

Parameter	ppbV Results	ppbV RL	ppbV MDL	ug/m3 Results	ug/m3 RL	ug/m3 MDL	Qualifier	Dilution Factor
Volatile Organics in Air - Mansfield Air Lab for sample(s): 01 Batch: WG2149786-4								
Dichlorodifluoromethane	ND	0.200	--	ND	0.989	--		1
Chloromethane	ND	0.200	--	ND	0.413	--		1
Freon-114	ND	0.200	--	ND	1.40	--		1
Vinyl chloride	ND	0.200	--	ND	0.511	--		1
1,3-Butadiene	ND	0.200	--	ND	0.442	--		1
Bromomethane	ND	0.200	--	ND	0.777	--		1
Chloroethane	ND	0.200	--	ND	0.528	--		1
Ethanol	ND	5.00	--	ND	9.42	--		1
Vinyl bromide	ND	0.200	--	ND	0.874	--		1
Acetone	ND	1.00	--	ND	2.38	--		1
Trichlorofluoromethane	ND	0.200	--	ND	1.12	--		1
Isopropanol	ND	1.00	--	ND	2.46	--		1
1,1-Dichloroethene	ND	0.200	--	ND	0.793	--		1
Tertiary butyl Alcohol	ND	0.500	--	ND	1.52	--		1
Methylene chloride	ND	0.500	--	ND	1.74	--		1
3-Chloropropene	ND	0.200	--	ND	0.626	--		1
Carbon disulfide	ND	0.200	--	ND	0.623	--		1
Freon-113	ND	0.200	--	ND	1.53	--		1
trans-1,2-Dichloroethene	ND	0.200	--	ND	0.793	--		1
1,1-Dichloroethane	ND	0.200	--	ND	0.809	--		1
Methyl tert butyl ether	ND	0.200	--	ND	0.721	--		1
2-Butanone	ND	0.500	--	ND	1.47	--		1
cis-1,2-Dichloroethene	ND	0.200	--	ND	0.793	--		1
Ethyl Acetate	ND	0.500	--	ND	1.80	--		1
Chloroform	ND	0.200	--	ND	0.977	--		1

Project Name: 136 FULLER ROAD
Project Number: 2222575.05
Lab Number: L2575128
Report Date: 12/08/25

Method Blank Analysis
Batch Quality Control

Analytical Method: 48,TO-15
Analytical Date: 12/04/25 18:41

Parameter	ppbV Results	ppbV RL	ppbV MDL	ug/m3 Results	ug/m3 RL	ug/m3 MDL	Qualifier	Dilution Factor
Volatile Organics in Air - Mansfield Air Lab for sample(s): 01 Batch: WG2149786-4								
Tetrahydrofuran	ND	0.500	--	ND	1.47	--		1
1,2-Dichloroethane	ND	0.200	--	ND	0.809	--		1
n-Hexane	ND	0.200	--	ND	0.705	--		1
1,1,1-Trichloroethane	ND	0.200	--	ND	1.09	--		1
Benzene	ND	0.200	--	ND	0.639	--		1
Carbon tetrachloride	ND	0.200	--	ND	1.26	--		1
Cyclohexane	ND	0.200	--	ND	0.688	--		1
1,2-Dichloropropane	ND	0.200	--	ND	0.924	--		1
Bromodichloromethane	ND	0.200	--	ND	1.34	--		1
1,4-Dioxane	ND	0.200	--	ND	0.721	--		1
Trichloroethene	ND	0.200	--	ND	1.07	--		1
2,2,4-Trimethylpentane	ND	0.200	--	ND	0.934	--		1
Heptane	ND	0.200	--	ND	0.820	--		1
cis-1,3-Dichloropropene	ND	0.200	--	ND	0.908	--		1
4-Methyl-2-pentanone	ND	0.500	--	ND	2.05	--		1
trans-1,3-Dichloropropene	ND	0.200	--	ND	0.908	--		1
1,1,2-Trichloroethane	ND	0.200	--	ND	1.09	--		1
Toluene	ND	0.200	--	ND	0.754	--		1
2-Hexanone	ND	0.200	--	ND	0.820	--		1
Dibromochloromethane	ND	0.200	--	ND	1.70	--		1
1,2-Dibromoethane	ND	0.200	--	ND	1.54	--		1
Tetrachloroethene	ND	0.200	--	ND	1.36	--		1
Chlorobenzene	ND	0.200	--	ND	0.921	--		1
Ethylbenzene	ND	0.200	--	ND	0.869	--		1
p/m-Xylene	ND	0.400	--	ND	1.74	--		1

Project Name: 136 FULLER ROAD
Project Number: 2222575.05
Lab Number: L2575128
Report Date: 12/08/25

Method Blank Analysis
Batch Quality Control

Analytical Method: 48,TO-15
Analytical Date: 12/04/25 18:41

Parameter	ppbV Results	ppbV RL	ppbV MDL	ug/m3 Results	ug/m3 RL	ug/m3 MDL	Qualifier	Dilution Factor
Volatile Organics in Air - Mansfield Air Lab for sample(s): 01 Batch: WG2149786-4								
Bromoform	ND	0.200	--	ND	2.07	--		1
Styrene	ND	0.200	--	ND	0.852	--		1
1,1,2,2-Tetrachloroethane	ND	0.200	--	ND	1.37	--		1
o-Xylene	ND	0.200	--	ND	0.869	--		1
4-Ethyltoluene	ND	0.200	--	ND	0.983	--		1
1,3,5-Trimethylbenzene	ND	0.200	--	ND	0.983	--		1
1,2,4-Trimethylbenzene	ND	0.200	--	ND	0.983	--		1
Benzyl chloride	ND	0.200	--	ND	1.04	--		1
1,3-Dichlorobenzene	ND	0.200	--	ND	1.20	--		1
1,4-Dichlorobenzene	ND	0.200	--	ND	1.20	--		1
1,2-Dichlorobenzene	ND	0.200	--	ND	1.20	--		1
1,2,4-Trichlorobenzene	ND	0.200	--	ND	1.48	--		1
Naphthalene	ND	0.190	--	ND	0.996	--		1
Hexachlorobutadiene	ND	0.200	--	ND	2.13	--		1

Lab Control Sample Analysis
Batch Quality Control

Project Name: 136 FULLER ROAD
Project Number: 2222575.05

Lab Number: L2575128
Report Date: 12/08/25

Parameter	LCS %Recovery	Qual	LCSD %Recovery	Qual	%Recovery Limits	RPD	Qual	RPD Limits
Volatile Organics in Air - Mansfield Air Lab	Associated sample(s): 01		Batch: WG2149786-3					
Dichlorodifluoromethane	85		-		70-130	-		
Chloromethane	84		-		70-130	-		
Freon-114	91		-		70-130	-		
Vinyl chloride	73		-		70-130	-		
1,3-Butadiene	91		-		70-130	-		
Bromomethane	77		-		70-130	-		
Chloroethane	72		-		70-130	-		
Ethanol	78		-		40-160	-		
Vinyl bromide	91		-		70-130	-		
Acetone	87		-		40-160	-		
Trichlorofluoromethane	80		-		70-130	-		
Isopropanol	82		-		40-160	-		
1,1-Dichloroethene	79		-		70-130	-		
Tertiary butyl Alcohol	**68**	Q	-		70-130	-		
Methylene chloride	93		-		70-130	-		
3-Chloropropene	90		-		70-130	-		
Carbon disulfide	96		-		70-130	-		
Freon-113	84		-		70-130	-		
trans-1,2-Dichloroethene	84		-		70-130	-		

Lab Control Sample Analysis
Batch Quality Control

Project Name: 136 FULLER ROAD
Project Number: 2222575.05

Lab Number: L2575128
Report Date: 12/08/25

Parameter	LCS %Recovery	Qual	LCSD %Recovery	Qual	%Recovery Limits	RPD	Qual	RPD Limits
Volatile Organics in Air - Mansfield Air Lab Associated sample(s): 01 Batch: WG2149786-3								
1,1-Dichloroethane	78		-		70-130	-		
Methyl tert butyl ether	91		-		70-130	-		
2-Butanone	88		-		70-130	-		
cis-1,2-Dichloroethene	78		-		70-130	-		
Ethyl Acetate	85		-		70-130	-		
Chloroform	86		-		70-130	-		
Tetrahydrofuran	100		-		70-130	-		
1,2-Dichloroethane	78		-		70-130	-		
n-Hexane	95		-		70-130	-		
1,1,1-Trichloroethane	82		-		70-130	-		
Benzene	96		-		70-130	-		
Carbon tetrachloride	96		-		70-130	-		
Cyclohexane	94		-		70-130	-		
1,2-Dichloropropane	87		-		70-130	-		
Bromodichloromethane	107		-		70-130	-		
1,4-Dioxane	94		-		70-130	-		
Trichloroethene	86		-		70-130	-		
2,2,4-Trimethylpentane	98		-		70-130	-		
Heptane	112		-		70-130	-		

Lab Control Sample Analysis
Batch Quality Control

Project Name: 136 FULLER ROAD
Project Number: 2222575.05

Lab Number: L2575128
Report Date: 12/08/25

Parameter	LCS %Recovery	Qual	LCSD %Recovery	Qual	%Recovery Limits	RPD	Qual	RPD Limits
Volatile Organics in Air - Mansfield Air Lab Associated sample(s): 01 Batch: WG2149786-3								
cis-1,3-Dichloropropene	106		-		70-130	-		
4-Methyl-2-pentanone	110		-		70-130	-		
trans-1,3-Dichloropropene	116		-		70-130	-		
1,1,2-Trichloroethane	91		-		70-130	-		
Toluene	87		-		70-130	-		
2-Hexanone	108		-		70-130	-		
Dibromochloromethane	102		-		70-130	-		
1,2-Dibromoethane	102		-		70-130	-		
Tetrachloroethene	85		-		70-130	-		
Chlorobenzene	96		-		70-130	-		
Ethylbenzene	89		-		70-130	-		
p/m-Xylene	92		-		70-130	-		
Bromoform	106		-		70-130	-		
Styrene	100		-		70-130	-		
1,1,2,2-Tetrachloroethane	98		-		70-130	-		
o-Xylene	93		-		70-130	-		
4-Ethyltoluene	100		-		70-130	-		
1,3,5-Trimethylbenzene	99		-		70-130	-		
1,2,4-Trimethylbenzene	94		-		70-130	-		

Lab Control Sample Analysis
Batch Quality Control

Project Name: 136 FULLER ROAD
Project Number: 2222575.05

Lab Number: L2575128
Report Date: 12/08/25

Parameter	LCS %Recovery	Qual	LCSD %Recovery	Qual	%Recovery Limits	RPD	Qual	RPD Limits
Volatile Organics in Air - Mansfield Air Lab	Associated sample(s): 01		Batch: WG2149786-3					
Benzyl chloride	73		-		70-130	-		
1,3-Dichlorobenzene	96		-		70-130	-		
1,4-Dichlorobenzene	94		-		70-130	-		
1,2-Dichlorobenzene	87		-		70-130	-		
1,2,4-Trichlorobenzene	91		-		70-130	-		
Naphthalene	70		-		70-130	-		
Hexachlorobutadiene	90		-		70-130	-		

Project Name: 136 FULLER ROAD

Project Number: 2222575.05

Lab Number: L2575128

Report Date: 12/08/25

Canister and Flow Controller Information

Samplenum	Client ID	Media ID	Media Type	Date Prepared	Bottle Order	Cleaning Batch ID	Can Leak Check	Initial Pressure (in. Hg)	Pressure on Receipt	Flow Controler Leak Chk	Flow Out mL/min	Flow In	% RPD
L2575128-01	EFFLUENT_NOV25	3995	1.0L Can	11/12/25	542412	L2569643-10	Pass	-28.7	0.0	-	-	-	-

Project Name: BATCH CANISTER CERTIFICATION
Project Number: CANISTER QC BAT
Lab Number: L2569643
Report Date: 12/08/25

Air Canister Certification Results

Lab ID: L2569643-10
Client ID: CAN 4197 SHELF 15
Sample Location:

Date Collected: 11/04/25 16:30
Date Received: 11/04/25
Field Prep: Not Specified

Sample Depth:
Matrix: Air
Anaytical Method: 48,TO-15
Analytical Date: 11/05/25 23:39
Analyst: KMH

	ppbV			ug/m3				Dilution
Parameter	**Results**	**RL**	**MDL**	**Results**	**RL**	**MDL**	**Qualifier**	**Factor**
Volatile Organics in Air - Mansfield Air Lab								
Chlorodifluoromethane	ND	0.200	--	ND	0.707	--		1
Propylene	ND	0.500	--	ND	0.861	--		1
Propane	ND	0.500	--	ND	0.902	--		1
Dichlorodifluoromethane	ND	0.200	--	ND	0.989	--		1
Chloromethane	ND	0.200	--	ND	0.413	--		1
Freon-114	ND	0.200	--	ND	1.40	--		1
Methanol	ND	5.00	--	ND	6.55	--		1
Vinyl chloride	ND	0.200	--	ND	0.511	--		1
1,3-Butadiene	ND	0.200	--	ND	0.442	--		1
Butane	ND	0.200	--	ND	0.475	--		1
Bromomethane	ND	0.200	--	ND	0.777	--		1
Chloroethane	ND	0.200	--	ND	0.528	--		1
Ethanol	ND	5.00	--	ND	9.42	--		1
Dichlorofluoromethane	ND	0.200	--	ND	0.842	--		1
Vinyl bromide	ND	0.200	--	ND	0.874	--		1
Acrolein	ND	0.500	--	ND	1.15	--		1
Acetone	ND	1.00	--	ND	2.38	--		1
Acetonitrile	ND	0.200	--	ND	0.336	--		1
Trichlorofluoromethane	ND	0.200	--	ND	1.12	--		1
Isopropanol	ND	1.00	--	ND	2.46	--		1
Acrylonitrile	ND	0.500	--	ND	1.09	--		1
Pentane	ND	0.200	--	ND	0.590	--		1
Ethyl ether	ND	0.200	--	ND	0.606	--		1
1,1-Dichloroethene	ND	0.200	--	ND	0.793	--		1

Project Name: BATCH CANISTER CERTIFICATION
Project Number: CANISTER QC BAT
Lab Number: L2569643
Report Date: 12/08/25

Air Canister Certification Results

Lab ID: L2569643-10
Client ID: CAN 4197 SHELF 15
Sample Location:

Date Collected: 11/04/25 16:30
Date Received: 11/04/25
Field Prep: Not Specified

Sample Depth:

Parameter	ppbV Results	ppbV RL	ppbV MDL	ug/m3 Results	ug/m3 RL	ug/m3 MDL	Qualifier	Dilution Factor
Volatile Organics in Air - Mansfield Air Lab								
Tertiary butyl Alcohol	ND	0.500	--	ND	1.52	--		1
Methylene chloride	ND	0.500	--	ND	1.74	--		1
3-Chloropropene	ND	0.200	--	ND	0.626	--		1
Carbon disulfide	ND	0.200	--	ND	0.623	--		1
Freon-113	ND	0.200	--	ND	1.53	--		1
trans-1,2-Dichloroethene	ND	0.200	--	ND	0.793	--		1
1,1-Dichloroethane	ND	0.200	--	ND	0.809	--		1
Methyl tert butyl ether	ND	0.200	--	ND	0.721	--		1
Vinyl acetate	ND	1.00	--	ND	3.52	--		1
2-Butanone	ND	0.500	--	ND	1.47	--		1
Xylenes, total	ND	0.600	--	ND	0.869	--		1
cis-1,2-Dichloroethene	ND	0.200	--	ND	0.793	--		1
Ethyl Acetate	ND	0.500	--	ND	1.80	--		1
Chloroform	ND	0.200	--	ND	0.977	--		1
Tetrahydrofuran	ND	0.500	--	ND	1.47	--		1
2,2-Dichloropropane	ND	0.200	--	ND	0.924	--		1
1,2-Dichloroethane	ND	0.200	--	ND	0.809	--		1
n-Hexane	ND	0.200	--	ND	0.705	--		1
Diisopropyl ether	ND	0.200	--	ND	0.836	--		1
tert-Butyl Ethyl Ether	ND	0.200	--	ND	0.836	--		1
1,2-Dichloroethene (total)	ND	1.00	--	ND	1.00	--		1
1,1,1-Trichloroethane	ND	0.200	--	ND	1.09	--		1
1,1-Dichloropropene	ND	0.200	--	ND	0.908	--		1
Benzene	ND	0.200	--	ND	0.639	--		1
Carbon tetrachloride	ND	0.200	--	ND	1.26	--		1
Cyclohexane	ND	0.200	--	ND	0.688	--		1
tert-Amyl Methyl Ether	ND	0.200	--	ND	0.836	--		1

Project Name: BATCH CANISTER CERTIFICATION
Project Number: CANISTER QC BAT
Lab Number: L2569643
Report Date: 12/08/25

Air Canister Certification Results

Lab ID: L2569643-10
Client ID: CAN 4197 SHELF 15
Sample Location:

Date Collected: 11/04/25 16:30
Date Received: 11/04/25
Field Prep: Not Specified

Sample Depth:

Parameter	ppbV Results	ppbV RL	ppbV MDL	ug/m3 Results	ug/m3 RL	ug/m3 MDL	Qualifier	Dilution Factor
Volatile Organics in Air - Mansfield Air Lab								
Dibromomethane	ND	0.200	--	ND	1.42	--		1
1,2-Dichloropropane	ND	0.200	--	ND	0.924	--		1
Bromodichloromethane	ND	0.200	--	ND	1.34	--		1
1,4-Dioxane	ND	0.200	--	ND	0.721	--		1
Trichloroethene	ND	0.200	--	ND	1.07	--		1
2,2,4-Trimethylpentane	ND	0.200	--	ND	0.934	--		1
Methyl Methacrylate	ND	0.500	--	ND	2.05	--		1
Heptane	ND	0.200	--	ND	0.820	--		1
cis-1,3-Dichloropropene	ND	0.200	--	ND	0.908	--		1
4-Methyl-2-pentanone	ND	0.500	--	ND	2.05	--		1
trans-1,3-Dichloropropene	ND	0.200	--	ND	0.908	--		1
1,1,2-Trichloroethane	ND	0.200	--	ND	1.09	--		1
Toluene	ND	0.200	--	ND	0.754	--		1
1,3-Dichloropropane	ND	0.200	--	ND	0.924	--		1
2-Hexanone	ND	0.200	--	ND	0.820	--		1
Dibromochloromethane	ND	0.200	--	ND	1.70	--		1
1,2-Dibromoethane	ND	0.200	--	ND	1.54	--		1
Butyl acetate	ND	0.500	--	ND	2.38	--		1
Octane	ND	0.200	--	ND	0.934	--		1
Tetrachloroethene	ND	0.200	--	ND	1.36	--		1
1,1,1,2-Tetrachloroethane	ND	0.200	--	ND	1.37	--		1
Chlorobenzene	ND	0.200	--	ND	0.921	--		1
Ethylbenzene	ND	0.200	--	ND	0.869	--		1
p/m-Xylene	ND	0.400	--	ND	1.74	--		1
Bromoform	ND	0.200	--	ND	2.07	--		1
Styrene	ND	0.200	--	ND	0.852	--		1
1,1,2,2-Tetrachloroethane	ND	0.200	--	ND	1.37	--		1

Project Name: BATCH CANISTER CERTIFICATION
Project Number: CANISTER QC BAT
Lab Number: L2569643
Report Date: 12/08/25

Air Canister Certification Results

Lab ID: L2569643-10
Client ID: CAN 4197 SHELF 15
Sample Location:

Date Collected: 11/04/25 16:30
Date Received: 11/04/25
Field Prep: Not Specified

Sample Depth:

Parameter	ppbV Results	ppbV RL	ppbV MDL	ug/m3 Results	ug/m3 RL	ug/m3 MDL	Qualifier	Dilution Factor
Volatile Organics in Air - Mansfield Air Lab								
o-Xylene	ND	0.200	--	ND	0.869	--		1
1,2,3-Trichloropropane	ND	0.200	--	ND	1.21	--		1
Nonane	ND	0.200	--	ND	1.05	--		1
Isopropylbenzene	ND	0.200	--	ND	0.983	--		1
Bromobenzene	ND	0.200	--	ND	0.793	--		1
2-Chlorotoluene	ND	0.200	--	ND	1.04	--		1
n-Propylbenzene	ND	0.200	--	ND	0.983	--		1
4-Chlorotoluene	ND	0.200	--	ND	1.04	--		1
4-Ethyltoluene	ND	0.200	--	ND	0.983	--		1
1,3,5-Trimethylbenzene	ND	0.200	--	ND	0.983	--		1
tert-Butylbenzene	ND	0.200	--	ND	1.10	--		1
1,2,4-Trimethylbenzene	ND	0.200	--	ND	0.983	--		1
Decane	ND	0.200	--	ND	1.16	--		1
Benzyl chloride	ND	0.200	--	ND	1.04	--		1
1,3-Dichlorobenzene	ND	0.200	--	ND	1.20	--		1
1,4-Dichlorobenzene	ND	0.200	--	ND	1.20	--		1
sec-Butylbenzene	ND	0.200	--	ND	1.10	--		1
p-Isopropyltoluene	ND	0.200	--	ND	1.10	--		1
1,2-Dichlorobenzene	ND	0.200	--	ND	1.20	--		1
n-Butylbenzene	ND	0.200	--	ND	1.10	--		1
1,2-Dibromo-3-chloropropane	ND	0.200	--	ND	1.93	--		1
Undecane	ND	0.200	--	ND	1.28	--		1
Dodecane	ND	0.200	--	ND	1.39	--		1
1,2,4-Trichlorobenzene	ND	0.200	--	ND	1.48	--		1
Naphthalene	ND	0.200	--	ND	0.996	--		1
1,2,3-Trichlorobenzene	ND	0.200	--	ND	1.48	--		1
Hexachlorobutadiene	ND	0.200	--	ND	2.13	--		1

Project Name: BATCH CANISTER CERTIFICATION **Lab Number:** L2569643

Project Number: CANISTER QC BAT **Report Date:** 12/08/25

Air Canister Certification Results

Lab ID: L2569643-10
Client ID: CAN 4197 SHELF 15
Sample Location:

Date Collected: 11/04/25 16:30
Date Received: 11/04/25
Field Prep: Not Specified

Sample Depth:

	ppbV			ug/m3				
Parameter	**Results**	**RL**	**MDL**	**Results**	**RL**	**MDL**	**Qualifier**	**Dilution Factor**
Volatile Organics in Air - Mansfield Air Lab								

	Results	**Qualifier**	**Units**	**RDL**	**Dilution Factor**
Tentatively Identified Compounds					
No Tentatively Identified Compounds					

Internal Standard	**% Recovery**	**Qualifier**	**Acceptance Criteria**
1,4-Difluorobenzene	89		60-140
Bromochloromethane	92		60-140
chlorobenzene-d5	89		60-140

Project Name: BATCH CANISTER CERTIFICATION
Project Number: CANISTER QC BAT
Lab Number: L2569643
Report Date: 12/08/25

Air Canister Certification Results

Lab ID: L2569643-10
Client ID: CAN 4197 SHELF 15
Sample Location:

Date Collected: 11/04/25 16:30
Date Received: 11/04/25
Field Prep: Not Specified

Sample Depth:
Matrix: Air
Anaytical Method: 48,TO-15-SIM
Analytical Date: 11/05/25 23:39
Analyst: KMH

	ppbV			ug/m3				Dilution
Parameter	**Results**	**RL**	**MDL**	**Results**	**RL**	**MDL**	**Qualifier**	**Factor**
Volatile Organics in Air by SIM - Mansfield Air Lab								
Dichlorodifluoromethane	ND	0.200	--	ND	0.989	--		1
Chloromethane	ND	0.200	--	ND	0.413	--		1
Freon-114	ND	0.050	--	ND	0.349	--		1
Vinyl chloride	ND	0.020	--	ND	0.051	--		1
1,3-Butadiene	ND	0.020	--	ND	0.044	--		1
Bromomethane	ND	0.020	--	ND	0.078	--		1
Chloroethane	ND	0.100	--	ND	0.264	--		1
Acrolein	ND	0.050	--	ND	0.115	--		1
Acetone	ND	1.00	--	ND	2.38	--		1
Trichlorofluoromethane	ND	0.050	--	ND	0.281	--		1
Acrylonitrile	ND	0.500	--	ND	1.09	--		1
1,1-Dichloroethene	ND	0.020	--	ND	0.079	--		1
Methylene chloride	ND	0.500	--	ND	1.74	--		1
Freon-113	ND	0.050	--	ND	0.383	--		1
trans-1,2-Dichloroethene	ND	0.020	--	ND	0.079	--		1
1,1-Dichloroethane	ND	0.020	--	ND	0.081	--		1
Methyl tert butyl ether	ND	0.200	--	ND	0.721	--		1
2-Butanone	ND	0.500	--	ND	1.47	--		1
cis-1,2-Dichloroethene	ND	0.020	--	ND	0.079	--		1
Chloroform	ND	0.020	--	ND	0.098	--		1
1,2-Dichloroethane	ND	0.020	--	ND	0.081	--		1
1,1,1-Trichloroethane	ND	0.020	--	ND	0.109	--		1
Benzene	ND	0.100	--	ND	0.319	--		1
Carbon tetrachloride	ND	0.020	--	ND	0.126	--		1

Project Name: BATCH CANISTER CERTIFICATION
Project Number: CANISTER QC BAT
Lab Number: L2569643
Report Date: 12/08/25

Air Canister Certification Results

Lab ID: L2569643-10
Client ID: CAN 4197 SHELF 15
Sample Location:

Date Collected: 11/04/25 16:30
Date Received: 11/04/25
Field Prep: Not Specified

Sample Depth:

Parameter	ppbV Results	ppbV RL	ppbV MDL	ug/m3 Results	ug/m3 RL	ug/m3 MDL	Qualifier	Dilution Factor
Volatile Organics in Air by SIM - Mansfield Air Lab								
1,2-Dichloropropane	ND	0.020	--	ND	0.092	--		1
Bromodichloromethane	ND	0.020	--	ND	0.134	--		1
1,4-Dioxane	ND	0.100	--	ND	0.360	--		1
Trichloroethene	ND	0.020	--	ND	0.107	--		1
cis-1,3-Dichloropropene	ND	0.020	--	ND	0.091	--		1
4-Methyl-2-pentanone	ND	0.500	--	ND	2.05	--		1
trans-1,3-Dichloropropene	ND	0.020	--	ND	0.091	--		1
1,1,2-Trichloroethane	ND	0.020	--	ND	0.109	--		1
Toluene	ND	0.100	--	ND	0.377	--		1
Dibromochloromethane	ND	0.020	--	ND	0.170	--		1
1,2-Dibromoethane	ND	0.020	--	ND	0.154	--		1
Tetrachloroethene	ND	0.020	--	ND	0.136	--		1
1,1,1,2-Tetrachloroethane	ND	0.020	--	ND	0.137	--		1
Chlorobenzene	ND	0.100	--	ND	0.461	--		1
Ethylbenzene	ND	0.020	--	ND	0.087	--		1
p/m-Xylene	ND	0.040	--	ND	0.174	--		1
Bromoform	ND	0.020	--	ND	0.207	--		1
Styrene	ND	0.020	--	ND	0.085	--		1
1,1,2,2-Tetrachloroethane	ND	0.020	--	ND	0.137	--		1
o-Xylene	ND	0.020	--	ND	0.087	--		1
Isopropylbenzene	ND	0.200	--	ND	0.983	--		1
4-Ethyltoluene	ND	0.020	--	ND	0.098	--		1
1,3,5-Trimethybenzene	ND	0.020	--	ND	0.098	--		1
1,2,4-Trimethylbenzene	ND	0.020	--	ND	0.098	--		1
Benzyl chloride	ND	0.100	--	ND	0.518	--		1
1,3-Dichlorobenzene	ND	0.020	--	ND	0.120	--		1
1,4-Dichlorobenzene	ND	0.020	--	ND	0.120	--		1

Project Name: BATCH CANISTER CERTIFICATION
Project Number: CANISTER QC BAT
Lab Number: L2569643
Report Date: 12/08/25

Air Canister Certification Results

Lab ID: L2569643-10
Client ID: CAN 4197 SHELF 15
Sample Location:

Date Collected: 11/04/25 16:30
Date Received: 11/04/25
Field Prep: Not Specified

Sample Depth:

Parameter	ppbV Results	ppbV RL	ppbV MDL	ug/m3 Results	ug/m3 RL	ug/m3 MDL	Qualifier	Dilution Factor
Volatile Organics in Air by SIM - Mansfield Air Lab								
sec-Butylbenzene	ND	0.200	--	ND	1.10	--		1
p-Isopropyltoluene	ND	0.200	--	ND	1.10	--		1
1,2-Dichlorobenzene	ND	0.020	--	ND	0.120	--		1
n-Butylbenzene	ND	0.200	--	ND	1.10	--		1
1,2,4-Trichlorobenzene	ND	0.050	--	ND	0.371	--		1
Naphthalene	ND	0.050	--	ND	0.262	--		1
1,2,3-Trichlorobenzene	ND	0.050	--	ND	0.371	--		1
Hexachlorobutadiene	ND	0.050	--	ND	0.533	--		1

Internal Standard	% Recovery	Qualifier	Acceptance Criteria
1,4-difluorobenzene	87		60-140
bromochloromethane	93		60-140
chlorobenzene-d5	88		60-140

Project Name: 136 FULLER ROAD
Project Number: 2222575.05

Lab Number: L2575128
Report Date: 12/08/25

Sample Receipt and Container Information

Were project specific reporting limits specified? YES

Cooler Information

Cooler	Custody Seal
NA	Absent

Container Information

Container ID	Container Type	Cooler	Initial pH	Final pH	Temp deg C	Pres	Seal	Frozen Date/Time	Analysis(*)
L2575128-01A	Canister - 1L (Batch Certified)	NA	NA			Y	Absent		TO15-LL(30)

*Values in parentheses indicate holding time in days

Project Name:	136 FULLER ROAD	**Lab Number:**	L2575128
Project Number:	2222575.05	**Report Date:**	12/08/25

GLOSSARY

Acronyms

DL - Detection Limit: This value represents the level to which target analyte concentrations are reported as estimated values, when those target analyte concentrations are quantified below the limit of quantitation (LOQ). The DL includes any adjustments from dilutions, concentrations or moisture content, where applicable. (DoD report formats only.)

EDL - Estimated Detection Limit: This value represents the level to which target analyte concentrations are reported as estimated values, when those target analyte concentrations are quantified below the reporting limit (RL). The EDL includes any adjustments from dilutions, concentrations or moisture content, where applicable. The use of EDLs is specific to the analysis of PAHs using Solid-Phase Microextraction (SPME).

EMPC - Estimated Maximum Possible Concentration: The concentration that results from the signal present at the retention time of an analyte when the ions meet all of the identification criteria except the ion abundance ratio criteria. An EMPC is a worst-case estimate of the concentration.

EPA - Environmental Protection Agency.

LCS - Laboratory Control Sample: A sample matrix, free from the analytes of interest, spiked with verified known amounts of analytes or a material containing known and verified amounts of analytes.

LCSD - Laboratory Control Sample Duplicate: Refer to LCS.

LFB - Laboratory Fortified Blank: A sample matrix, free from the analytes of interest, spiked with verified known amounts of analytes or a material containing known and verified amounts of analytes.

LOD - Limit of Detection: This value represents the level to which a target analyte can reliably be detected for a specific analyte in a specific matrix by a specific method. The LOD includes any adjustments from dilutions, concentrations or moisture content, where applicable. (DoD report formats only.)

LOQ - Limit of Quantitation: The value at which an instrument can accurately measure an analyte at a specific concentration. The LOQ includes any adjustments from dilutions, concentrations or moisture content, where applicable. (DoD report formats only.)

Limit of Quantitation: The value at which an instrument can accurately measure an analyte at a specific concentration. The LOQ includes any adjustments from dilutions, concentrations or moisture content, where applicable. (DoD report formats only.)

MDL - Method Detection Limit: This value represents the level to which target analyte concentrations are reported as estimated values, when those target analyte concentrations are quantified below the reporting limit (RL). The MDL includes any adjustments from dilutions, concentrations or moisture content, where applicable.

MS - Matrix Spike Sample: A sample prepared by adding a known mass of target analyte to a specified amount of matrix sample for which an independent estimate of target analyte concentration is available. For Method 332.0, the spike recovery is calculated using the native concentration, including estimated values.

MSD - Matrix Spike Sample Duplicate: Refer to MS.

NA - Not Applicable.

NC - Not Calculated: Term is utilized when one or more of the results utilized in the calculation are non-detect at the parameter's reporting unit.

NDPA/DPA - N-Nitrosodiphenylamine/Diphenylamine.

NI - Not Ignitable.

NP - Non-Plastic: Term is utilized for the analysis of Atterberg Limits in soil.

NR - No Results: Term is utilized when 'No Target Compounds Requested' is reported for the analysis of Volatile or Semivolatile Organic TIC only requests.

RL - Reporting Limit: The value at which an instrument can accurately measure an analyte at a specific concentration. The RL includes any adjustments from dilutions, concentrations or moisture content, where applicable.

RPD - Relative Percent Difference: The results from matrix and/or matrix spike duplicates are primarily designed to assess the precision of analytical results in a given matrix and are expressed as relative percent difference (RPD). Values which are less than five times the reporting limit for any individual parameter are evaluated by utilizing the absolute difference between the values; although the RPD value will be provided in the report.

SRM - Standard Reference Material: A reference sample of a known or certified value that is of the same or similar matrix as the associated field samples.

STLP - Semi-dynamic Tank Leaching Procedure per EPA Method 1315.

TEF - Toxic Equivalency Factors: The values assigned to each dioxin and furan to evaluate their toxicity relative to 2,3,7,8-TCDD.

TEQ - Toxic Equivalent: The measure of a sample's toxicity derived by multiplying each dioxin and furan by its corresponding TEF and then summing the resulting values.

TIC - Tentatively Identified Compound: A compound that has been identified to be present and is not part of the target compound list (TCL) for the method and/or program. All TICs are qualitatively identified and reported as estimated concentrations.

Report Format: Data Usability Report

Project Name:	136 FULLER ROAD	**Lab Number:**	L2575128
Project Number:	2222575.05	**Report Date:**	12/08/25

Footnotes

1 - The reference for this analyte should be considered modified since this analyte is absent from the target analyte list of the original method.

Terms

Analytical Method: Both the document from which the method originates and the analytical reference method. (Example: EPA 8260B is shown as 1,8260B.) The codes for the reference method documents are provided in the References section of the Addendum.

Chlordane: The target compound Chlordane (CAS No. 57-74-9) is reported for GC ECD analyses. Per EPA,this compound "refers to a mixture of chlordane isomers, other chlorinated hydrocarbons and numerous other components." (Reference: USEPA Toxicological Review of Chlordane, In Support of Summary Information on the Integrated Risk Information System (IRIS), December 1997.)

Difference: With respect to Total Oxidizable Precursor (TOP) Assay analysis, the difference is defined as the Post-Treatment value minus the Pre-Treatment value.

Final pH: As it pertains to Sample Receipt & Container Information section of the report, Final pH reflects pH of container determined after adjustment at the laboratory, if applicable. If no adjustment required, value reflects Initial pH.

Frozen Date/Time: With respect to Volatile Organics in soil, Frozen Date/Time reflects the date/time at which associated Reagent Water-preserved vials were initially frozen. Note: If frozen date/time is beyond 48 hours from sample collection, value will be reflected in 'bold'.

Gasoline Range Organics (GRO): Gasoline Range Organics (GRO) results include all chromatographic peaks eluting from Methyl tert butyl ether through Naphthalene, with the exception of GRO analysis in support of State of Ohio programs, which includes all chromatographic peaks eluting from Hexane through Dodecane.

Initial pH: As it pertains to Sample Receipt & Container Information section of the report, Initial pH reflects pH of container determined upon receipt, if applicable.

PAH Total: With respect to Alkylated PAH analyses, the 'PAHs, Total' result is defined as the summation of results for all or a subset of the following compounds: Naphthalene, C1-C4 Naphthalenes, 2-Methylnaphthalene, 1-Methylnaphthalene, Biphenyl, Acenaphthylene, Acenaphthene, Fluorene, C1-C3 Fluorenes, Phenanthrene, C1-C4 Phenanthrenes/Anthracenes, Anthracene, Fluoranthene, Pyrene, C1-C4 Fluoranthenes/Pyrenes, Benz(a)anthracene, Chrysene, C1-C4 Chrysenes, Benzo(b)fluoranthene, Benzo(j)+(k)fluoranthene, Benzo(e)pyrene, Benzo(a)pyrene, Perylene, Indeno(1,2,3-cd)pyrene, Dibenz(ah)+(ac)anthracene, Benzo(g,h,i)perylene. If a 'Total' result is requested, the results of its individual components will also be reported.

PFAS Total: With respect to PFAS analyses, the 'PFAS, Total (5)' result is defined as the summation of results for: PFHpA, PFHxS, PFOA, PFNA and PFOS. In addition, the 'PFAS, Total (6)' result is defined as the summation of results for: PFHpA, PFHxS, PFOA, PFNA, PFDA and PFOS. For MassDEP DW compliance analysis only, the 'PFAS, Total (6)' result is defined as the summation of results at or above the RL. Note: If a 'Total' result is requested, the results of its individual components will also be reported.

Total: With respect to Organic analyses, a 'Total' result is defined as the summation of results for individual isomers or Aroclors. If a 'Total' result is requested, the results of its individual components will also be reported. This is applicable to 'Total' results for methods 8260, 8081 and 8082.

Data Qualifiers

A - Spectra identified as "Aldol Condensates" are byproducts of the extraction/concentration procedures when acetone is introduced in the process.

B - The analyte was detected above the reporting limit in the associated method blank. Flag only applies to associated field samples that have detectable concentrations of the analyte at less than ten times (10x) the concentration found in the blank. For MCP-related projects, flag only applies to associated field samples that have detectable concentrations of the analyte at less than ten times (10x) the concentration found in the blank. For DOD-related projects, flag only applies to associated field samples that have detectable concentrations of the analyte at less than ten times (10x) the concentration found in the blank AND the analyte was detected above one-half the reporting limit (or above the reporting limit for common lab contaminants) in the associated method blank. For NJ-Air-related projects, flag only applies to associated field samples that have detectable concentrations of the analyte above the reporting limit. For NJ-related projects (excluding Air), flag only applies to associated field samples that have detectable concentrations of the analyte, which was detected above the reporting limit in the associated method blank or above five times the reporting limit for common lab contaminants (Phthalates, Acetone, Methylene Chloride, 2-Butanone).

C - Co-elution: The target analyte co-elutes with a known lab standard (i.e. surrogate, internal standards, etc.) for co-extracted analyses.

D - Concentration of analyte was quantified from diluted analysis. Flag only applies to field samples that have detectable concentrations of the analyte.

E - Concentration of analyte exceeds the range of the calibration curve and/or linear range of the instrument.

F - The ratio of quantifier ion response to qualifier ion response falls outside of the laboratory criteria. Results are considered to be an estimated maximum concentration.

G - The concentration may be biased high due to matrix interferences (i.e, co-elution) with non-target compound(s). The result should be considered estimated.

H - The analysis of pH was performed beyond the regulatory-required holding time of 15 minutes from the time of sample collection.

I - The lower value for the two columns has been reported due to obvious interference.

J - Estimated value. This represents an estimated concentration for Tentatively Identified Compounds (TICs).

M - Reporting Limit (RL) exceeds the MCP CAM Reporting Limit for this analyte.

Report Format: Data Usability Report

Project Name:	136 FULLER ROAD	**Lab Number:**	L2575128
Project Number:	2222575.05	**Report Date:**	12/08/25

Data Qualifiers

ND - Not detected at the reporting limit (RL) for the sample.

NJ - Presumptive evidence of compound. This represents an estimated concentration for Tentatively Identified Compounds (TICs), where the identification is based on a mass spectral library search.

P - The RPD between the results for the two columns exceeds the method-specified criteria.

Q - The quality control sample exceeds the associated acceptance criteria. For DOD-related projects, LCS and/or Continuing Calibration Standard exceedences are also qualified on all associated sample results. Note: This flag is not applicable for matrix spike recoveries when the sample concentration is greater than 4x the spike added or for batch duplicate RPD when the sample concentrations are less than 5x the RL. (Metals only.)

R - Analytical results are from sample re-analysis.

RE - Analytical results are from sample re-extraction.

S - Analytical results are from modified screening analysis.

V - The surrogate associated with this target analyte has a recovery outside the QC acceptance limits. (Applicable to MassDEP DW Compliance samples only.)

Z - The batch matrix spike and/or duplicate associated with this target analyte has a recovery/RPD outside the QC acceptance limits. (Applicable to MassDEP DW Compliance samples only.)

Report Format: Data Usability Report

Project Name: 136 FULLER ROAD
Project Number: 2222575.05
Lab Number: L2575128
Report Date: 12/08/25

REFERENCES

48 Compendium of Methods for the Determination of Toxic Organic Compounds in Ambient Air. Second Edition. EPA/625/R-96/010b, January 1999.

LIMITATION OF LIABILITIES

Pace Analytical Services performs services with reasonable care and diligence normal to the analytical testing laboratory industry. In the event of an error, the sole and exclusive responsibility of Pace Analytical Services shall be to re-perform the work at it's own expense. In no event shall Pace Analytical Services be held liable for any incidental, consequential or special damages, including but not limited to, damages in any way connected with the use of, interpretation of, information or analysis provided by Pace Analytical Services.

We strongly urge our clients to comply with EPA protocol regarding sample volume, preservation, cooling, containers, sampling procedures, holding time and splitting of samples in the field.

Certification Information

The following analytes are not included in our Primary NELAP Scope of Accreditation:

Westborough Facility – 8 Walkup Dr. Westborough, MA 01581
EPA 624.1: m/p-xylene, o-xylene, Naphthalene
EPA 625.1: alpha-Terpineol
EPA 8260D: NPW: 1,2,4,5-Tetramethylbenzene; 4-Ethyltoluene; SCM: Iodomethane (methyl iodide), 1,2,4,5-Tetramethylbenzene; 4-Ethyltoluene.
EPA 8270E: NPW: Dimethylnaphthalene,1,4-Diphenylhydrazine, alpha-Terpineol, Azobenzene; SCM: Dimethylnaphthalene,1,4-Diphenylhydrazine.
SM4500: NPW: Amenable Cyanide; SCM: Total Phosphorus, TKN, NO2, NO3.

Mansfield Facility – 320 Forbes Blvd. Mansfield, MA 02048
SM 2540D: TSS.
EPA TO-15: Halothane, 2,4,4-Trimethyl-2-pentene, 2,4,4-Trimethyl-1-pentene, Thiophene, 2-Methylthiophene, 3-Methylthiophene, 2-Ethylthiophene, 1,2,3-Trimethylbenzene, Indan, Indene, 1,2,4,5-Tetramethylbenzene, Benzothiophene, 1-Methylnaphthalene.
MADEP-APH.
Nonpotable Water: EPA RSK-175 Dissolved Gases
Biological Tissue Matrix: EPA 3050B

Mansfield Facility – 120 Forbes Blvd. Mansfield, MA 02048
EPA TO-15: Halothane, 2,4,4-Trimethyl-2-pentene, 2,4,4-Trimethyl-1-pentene, Thiophene, 2-Methylthiophene, 3-Methylthiophene, 2-Ethylthiophene, 1,2,3-Trimethylbenzene, Indan, Indene, 1,2,4,5-Tetramethylbenzene, Benzothiophene, 1-Methylnaphthalene.
Nonpotable Water: EPA RSK-175 Dissolved Gases

The following test method is not included in our New Jersey Secondary NELAP Scope of Accreditation:

Mansfield Facility – 320 Forbes Blvd. Mansfield, MA 02048
Determination of Selected Perfluorinated Alkyl Substances by Solid Phase Extraction and Liquid Chromatography/Tandem Mass Spectrometry Isotope Dilution (via Alpha SOP 23528)

The following analytes are included in our Massachusetts DEP Scope of Accreditation

Westborough Facility – 8 Walkup Dr. Westborough, MA 01581

Drinking Water
EPA 300.0: Chloride, Nitrate-N, Fluoride, Sulfate; **EPA 353.2**: Nitrate-N, Nitrite-N; **SM4500NO3-F**: Nitrate-N, Nitrite-N; **SM4500F-C, SM4500CN-CE, EPA 180.1, SM2130B, SM4500Cl-D, SM2320B, SM2540C, SM4500H-B, SM4500NO2-B**
EPA 524.2: THMs and VOCs; **EPA 504.1:** EDB, DBCP.
Microbiology: **SM9215B; SM9223-P/A, SM9223B-Colilert-QT,SM9222D**.

Non-Potable Water
SM4500H,B, EPA 120.1, SM2510B, SM2540C, SM2320B, SM4500CL-E, SM4500F-BC, SM4500NH3-BH: Ammonia-N and Kjeldahl-N, **EPA 350.1**: Ammonia-N, **LACHAT 10-107-06-1-B**: Ammonia-N, **EPA 351.1, SM4500NO3-F, EPA 353.2**: Nitrate-N**, SM4500P-E, SM4500P-B, E, SM4500SO4-E, SM5220D, EPA 410.4, SM5210B, SM5310C, SM4500CL-D, SM4500CL-G, EPA 1664, EPA 420.1, SM4500-CN-CE, SM2540D, EPA 300: Chloride, Sulfate, Nitrate.**
EPA 624.1: Volatile Halocarbons & Aromatics,
EPA 608.3: Chlordane, Toxaphene, Aldrin, alpha-BHC, beta-BHC, gamma-BHC, delta-BHC, Dieldrin, DDD, DDE, DDT, Endosulfan I, Endosulfan II, Endosulfan sulfate, Endrin, Endrin Aldehyde, Heptachlor, Heptachlor Epoxide, PCBs
EPA 625.1: SVOC (Acid/Base/Neutral Extractables).
Microbiology: **SM9223B-Colilert-QT; Enterolert-QT.**

Mansfield Facility – 320 Forbes Blvd. Mansfield, MA 02048

Drinking Water
EPA 200.7: Al, Ba, Cd, Cr, Cu, Fe, Mn, Ni, Na, Ag, Ca, Zn. **EPA 200.8:** Al, Sb, As, Ba, Be, Cd, Cr, Cu, Pb, Mn, Ni, Se, Ag, TL, Zn. **EPA 245.1** Hg.
EPA 522, EPA 537.1.

Non-Potable Water
EPA 200.7: Al, Sb, As, Be, Cd, Ca, Cr, Co, Cu, Fe, Pb, Mg, Mn, Mo, Ni, K, Se, Ag, Na, Sr, TL, Ti, V, Zn.
EPA 200.8: Al, Sb**,** As, Be, Cd, Ca, Cr, Cu, Fe, Pb, Mg, Mn, Ni, K, Se, Ag, Na, TL, Zn.
EPA 245.1: Hg. **EPA 245.7:** Hg.
SM2340B

Certification IDs:

Westborough Facility – 8 Walkup Dr. Westborough, MA 01581
CT PH-0826, IL 200077, IN C-MA-03, KY kY98045, ME MA00086, MD 348, MA M-MA086, NH 2064, NJ MA935, NY 11148, NC (DW) 25700, NC (NPW/SCM) 666, OR MA-1316, PA 68-03671, RI LAO00065, TX T104704476, VT VT-0935, VA 460195

Mansfield Facility – 320 Forbes Blvd. Mansfield, MA 02048
MA M-MA00030, CT PH-0825, ANAB/DoD L2474, IL 200081, IN C-MA-04, KY KY98046, LA 85084, ME MA00030, MI 9110, MN 025-999-495, NH 2062, NJ MA015, NY 11627, NC (NPW/SCM) 685, OR MA-0262, PA 68-02089, RI LAO00299, TX T-104704419, VT VT-0015, VA 460194, WA C954

Mansfield Facility – 120 Forbes Blvd. Mansfield, MA 02048
ANAB/DoD L2474, LA 245052, ME MA01156, MN 025-999-498, NH 2249, NJ MA025, NY 12191, OR 4203, TX T104704583, VA 460311, WA C1104.

For a complete listing of analytes and methods, please contact your Project Manager.

AIR ANALYSIS - SORBENT MEDIA
CHAIN OF CUSTODY

Page 1 of 1

Date Rec'd in Lab: 11/22/25

ALPHA Job #: L2525125

ALPHA
Westborough, MA TEL: 508-898-9220 FAX: 508-822-3288
Mansfield, MA TEL: 508-822-9300 508-822-3288

Client Information
- Client: LaBella Associates
- Address: 64 British American Blvd Latham, NY 12110
- Phone: 720-626-6562
- Fax:
- Email: bfields@labellapc.com

Project Information
- Project Name: 136 Fuller Rd
- Project Location: Albany, NY
- Project #: 2222575.05
- (Use Project name as Project #)
- Project Manager: Brandon Fields
- ALPHA Quote #:

Turn-Around Time
- Standard ☑ Due Date:
- Rush (only if pre approved) ☐ Time:

Report Information - Data Deliverables
- ☐ FAX
- ☐ ADEX
- Criteria Checker:
- Other Formats:
- ☑ EMAIL
- ☐ Add'l Deliverables
- Report to: (if different than Manager)

Billing Information
- ☐ Same as Client Info
- PO # 2222575.05

Regulatory Requirements/Report Limits

State/Fed	Program	Criteria

These samples have been previously analyzed by Alpha: ☐

Other Project Specific Requirements / Comments/Detection Limits:
Canister ID# 3995
Regulator ID# 0107
Initial Vac = -28.5 Final = 0

For PCBs Selection is REQUIRED
- ☐ Congeners
- ☐ Homologs
- ☐ Aroclors (low Vol only)

Analysis

NOTE: For metals, please specify elements of interest and media type.
- ☐ PM-10 Filter
- ☐ TSP Filter
- ☐ MCE

All Columns Below Must Be Filled Out

ALPHA Lab ID (Lab Use Only)	Sample ID	Collection Date	Start Time	End Time	Flow Rate (L/min)	Total Volume(L)	Sample Matrix*	Sampler's Initials	Media ID# (1)	Soil vapor	PCBs (High Vol)	PCBs (Low Vol)	Hg via NIOSH 6009 Mod.	Metals	PM-10 Filter	TSP Filter		Sample Comments (i.e. PID)
70128-01	Effluent_NW25	11/21/25	1017	1015			SV	BF										PID = 9.5 ppm

*SAMPLE MATRIX CODES: AA – Ambient Air (Indoor/Outdoor); SV – Soil Vapor/Landfill Gas/SVE; Other – Please Specify

(1) Required for PUF cartridge, PM-10 and TSP filters

Media Type: P P P T F F F

Media Code: F = Filter; P = PUF Cartridge; T = Sorbent Tube; O = Other

Relinquished By:	Date/Time	Received By:	Date/Time
Brandon Fields	11/21/25 11:30	BS & Pace	11/21/25 1130
BS &	11/21/25 1135		11-21-25 2200
	11-22-25 0150	Alberto Liz	11-22-25 0430
Alberto Liz	11-22-25 0520	Holly Quill	11/22/25 0520

Please print clearly, legibly and completely. Samples can not be logged in and turnaround time clock will not start until any ambiguities are resolved. BY EXECUTING THIS COC, THE CLIENT HAS READ AND AGREES TO BE BOUND BY ALPHA'S TERMS & CONDITIONS. (See reverse side.)

Form No. 101-30 (rev 23-MARCH 2020)

Sample Delivery Group Summary

Pace Job Number : L2575128

Account Name : LaBella Associates, P.C.
Project Number : 2222575.05
Project Name : 136 FULLER ROAD

Received : 21-NOV-2025
Reviewer : Christopher J Anderson

Delivery Information

Samples Delivered By : Pace Courier

Chain of Custody : Present

Cooler Information

Cooler	Seal/Seal#	Preservation	Temperature(°C)	Additional Information
NA	Absent/			

Condition Information

1) All samples on COC received?	**YES**
2) Extra samples received?	**NO**
3) Are there any sample container discrepancies?	**NO**
4) Are there any discrepancies between COC & sample labels?	**NO**
5) Are samples in appropriate containers for requested analysis?	**YES**
6) Are samples properly preserved for requested analysis?	**YES**
7) Are samples within holding time for requested analysis?	**YES**
8) All sampling equipment returned?	**YES**

Volatile Organics/VPH

1) Reagent Water Vials Frozen by Client?	**NA**

ANALYTICAL REPORT

Lab Number:	L2582219
Client:	LaBella Associates, P.C. 4 British American Boulevard Latham, NY 12110
ATTN:	Branson Fields
Phone:	(518) 266-7355
Project Name:	136 FULLER ROAD
Project Number:	2222575.05
Report Date:	01/07/26

The original project report/data package is held by Pace Analytical Services. This report/data package is paginated and should be reproduced only in its entirety. Pace Analytical Services holds no responsibility for results and/or data that are not consistent with the original.

Certifications & Approvals: NH ELAP (2249).

120 Forbes Boulevard, Mansfield, MA 02048-1806
508-822-9300 (Fax) 508-822-3288 800-624-9220 - www.pacelabs.com

Project Name: 136 FULLER ROAD
Project Number: 2222575.05

Lab Number: L2582219
Report Date: 01/07/26

Lab Sample ID	Client ID	Matrix	Sample Location	Collection Date/Time	Receive Date
L2582219-01	EFFLUENT_DEC25	SOIL_VAPOR	ALBANY, NY	12/19/25 09:45	12/19/25

Project Name:	136 FULLER ROAD	**Lab Number:**	L2582219
Project Number:	2222575.05	**Report Date:**	01/07/26

Case Narrative

The samples were received in accordance with the Chain of Custody and no significant deviations were encountered during the preparation or analysis unless otherwise noted. Sample Receipt, Container Information, and the Chain of Custody are located at the back of the report.

Results contained within this report relate only to the samples submitted under this Pace Lab Number and meet NELAP requirements for all NELAP accredited parameters unless otherwise noted in the following narrative. The data presented in this report is organized by parameter (i.e. VOC, SVOC, etc.). Sample specific Quality Control data (i.e. Surrogate Spike Recovery) is reported at the end of the target analyte list for each individual sample, followed by the Laboratory Batch Quality Control at the end of each parameter. Tentatively Identified Compounds (TICs), if requested, are reported for compounds identified to be present and are not part of the method/program Target Compound List, even if only a subset of the TCL are being reported. If a sample was re-analyzed or re-extracted due to a required quality control corrective action and if both sets of data are reported, the Laboratory ID of the re-analysis or re-extraction is designated with an "R" or "RE", respectively.

When multiple Batch Quality Control elements are reported (e.g. more than one LCS), the associated samples for each element are noted in the grey shaded header line of each data table. Any Laboratory Batch, Sample Specific % recovery or RPD value that is outside the listed Acceptance Criteria is bolded in the report. In reference to questions H (CAM) or 4 (RCP) when "NO" is checked, the performance criteria for CAM and RCP methods allow for some quality control failures to occur and still be within method compliance. In these instances, the specific failure is not narrated but noted in the associated QC Outlier Summary Report, located directly after the Case Narrative. QC information is also incorporated in the Data Usability Assessment table (Format 11) of our Data Merger tool, where it can be reviewed in conjunction with the sample result, associated regulatory criteria and any associated data usability implications.

Soil/sediments and solids are reported on a dry weight basis unless otherwise noted. Tissues are reported "as received" or on a wet weight basis, unless otherwise noted. Definitions of all data qualifiers and acronyms used in this report are provided in the Glossary located at the back of the report.

HOLD POLICY - For samples submitted on hold, Pace's policy is to hold samples (with the exception of Air canisters) free of charge for 21 calendar days from the date the project is completed. After 21 calendar days, we will dispose of all samples submitted including those put on hold unless you have contacted your Pace Project Manager and made arrangements for Pace to continue to hold the samples. Air canisters will be disposed after 3 business days from the date the project is completed.

Please contact Project Management at 800-624-9220 with any questions.

Project Name: 136 FULLER ROAD **Lab Number:** L2582219
Project Number: 2222575.05 **Report Date:** 01/07/26

Case Narrative (continued)

Volatile Organics in Air

Canisters were released from the laboratory on December 10, 2025. The canister certification data is provided as an addendum.

L2582219-01D: The sample has elevated detection limits due to the dilution required by the elevated concentrations of target compounds in the sample.

L2582219-01D: Prior to sample analysis, the canisters were pressurized with UHP Nitrogen due to canister size. The pressurization resulted in a dilution of the sample. The reporting limits have been elevated accordingly.

The continuing calibration standard, associated with L2582219-01D, is outside the %D criteria for Tertiary butyl Alcohol; however, it is within overall acceptance criteria.

The WG2162265-3 LCS recoveries for tert-butyl alcohol (69%) are outside the 70%-130% acceptance limit. The LCS was within overall method allowances, therefore the analysis proceeded.

I, the undersigned, attest under the pains and penalties of perjury that, to the best of my knowledge and belief and based upon my personal inquiry of those responsible for providing the information contained in this analytical report, such information is accurate and complete. This certificate of analysis is not complete unless this page accompanies any and all pages of this report.

Authorized Signature: Christopher J. Anderson

Title: Technical Director/Representative Date: 01/07/26

AIR

Project Name: 136 FULLER ROAD
Project Number: 2222575.05

Lab Number: L2582219
Report Date: 01/07/26

SAMPLE RESULTS

Lab ID: L2582219-01 D
Client ID: EFFLUENT_DEC25
Sample Location: ALBANY, NY

Date Collected: 12/19/25 09:45
Date Received: 12/19/25
Field Prep: Not Specified

Sample Depth:
Matrix: Soil_Vapor
Anaytical Method: 48,TO-15
Analytical Date: 01/06/26 23:41
Analyst: KJD

Parameter	ppbV Results	ppbV RL	ppbV MDL	ug/m3 Results	ug/m3 RL	ug/m3 MDL	Qualifier	Dilution Factor
Volatile Organics in Air - Mansfield Air Lab								
Dichlorodifluoromethane	2.75	0.865	--	13.6	4.28	--		4.326
Chloromethane	0.947	0.865	--	1.96	1.79	--		4.326
Freon-114	ND	0.865	--	ND	6.05	--		4.326
Vinyl chloride	2.66	0.865	--	6.80	2.21	--		4.326
1,3-Butadiene	ND	0.865	--	ND	1.91	--		4.326
Bromomethane	ND	0.865	--	ND	3.36	--		4.326
Chloroethane	1.41	0.865	--	3.72	2.28	--		4.326
Ethanol	ND	21.6	--	ND	40.7	--		4.326
Vinyl bromide	ND	0.865	--	ND	3.78	--		4.326
Acetone	ND	4.33	--	ND	10.3	--		4.326
Trichlorofluoromethane	11.1	0.865	--	62.4	4.86	--		4.326
Isopropanol	ND	4.33	--	ND	10.6	--		4.326
1,1-Dichloroethene	2.12	0.865	--	8.41	3.43	--		4.326
Tertiary butyl Alcohol	ND	2.16	--	ND	6.55	--		4.326
Methylene chloride	ND	2.16	--	ND	7.50	--		4.326
3-Chloropropene	ND	0.865	--	ND	2.71	--		4.326
Carbon disulfide	ND	0.865	--	ND	2.69	--		4.326
Freon-113	ND	0.865	--	ND	6.63	--		4.326
trans-1,2-Dichloroethene	ND	0.865	--	ND	3.43	--		4.326
1,1-Dichloroethane	21.4	0.865	--	86.6	3.50	--		4.326
Methyl tert butyl ether	ND	0.865	--	ND	3.12	--		4.326
2-Butanone	ND	2.16	--	ND	6.37	--		4.326
cis-1,2-Dichloroethene	172	0.865	--	682	3.43	--		4.326

Project Name: 136 FULLER ROAD
Project Number: 2222575.05

Lab Number: L2582219
Report Date: 01/07/26

SAMPLE RESULTS

Lab ID: L2582219-01 D
Client ID: EFFLUENT_DEC25
Sample Location: ALBANY, NY

Date Collected: 12/19/25 09:45
Date Received: 12/19/25
Field Prep: Not Specified

Sample Depth:

Parameter	ppbV Results	ppbV RL	ppbV MDL	ug/m3 Results	ug/m3 RL	ug/m3 MDL	Qualifier	Dilution Factor
Volatile Organics in Air - Mansfield Air Lab								
Ethyl Acetate	ND	2.16	--	ND	7.78	--		4.326
Chloroform	ND	0.865	--	ND	4.22	--		4.326
Tetrahydrofuran	ND	2.16	--	ND	6.37	--		4.326
1,2-Dichloroethane	ND	0.865	--	ND	3.50	--		4.326
n-Hexane	ND	0.865	--	ND	3.05	--		4.326
1,1,1-Trichloroethane	35.9	0.865	--	196	4.72	--		4.326
Benzene	ND	0.865	--	ND	2.76	--		4.326
Carbon tetrachloride	ND	0.865	--	ND	5.44	--		4.326
Cyclohexane	ND	0.865	--	ND	2.98	--		4.326
1,2-Dichloropropane	ND	0.865	--	ND	4.00	--		4.326
Bromodichloromethane	ND	0.865	--	ND	5.79	--		4.326
1,4-Dioxane	2.62	0.865	--	9.44	3.12	--		4.326
Trichloroethene	45.8	0.865	--	246	4.65	--		4.326
2,2,4-Trimethylpentane	ND	0.865	--	ND	4.04	--		4.326
Heptane	ND	0.865	--	ND	3.54	--		4.326
cis-1,3-Dichloropropene	ND	0.865	--	ND	3.93	--		4.326
4-Methyl-2-pentanone	ND	2.16	--	ND	8.85	--		4.326
trans-1,3-Dichloropropene	ND	0.865	--	ND	3.93	--		4.326
1,1,2-Trichloroethane	ND	0.865	--	ND	4.72	--		4.326
Toluene	ND	0.865	--	ND	3.26	--		4.326
2-Hexanone	ND	0.865	--	ND	3.54	--		4.326
Dibromochloromethane	ND	0.865	--	ND	7.37	--		4.326
1,2-Dibromoethane	ND	0.865	--	ND	6.65	--		4.326
Tetrachloroethene	310	0.865	--	2100	5.87	--		4.326
Chlorobenzene	ND	0.865	--	ND	3.98	--		4.326
Ethylbenzene	ND	0.865	--	ND	3.76	--		4.326

Project Name: 136 FULLER ROAD
Project Number: 2222575.05

Lab Number: L2582219
Report Date: 01/07/26

SAMPLE RESULTS

Lab ID: L2582219-01 D
Client ID: EFFLUENT_DEC25
Sample Location: ALBANY, NY

Date Collected: 12/19/25 09:45
Date Received: 12/19/25
Field Prep: Not Specified

Sample Depth:

Parameter	ppbV Results	ppbV RL	ppbV MDL	ug/m3 Results	ug/m3 RL	ug/m3 MDL	Qualifier	Dilution Factor
Volatile Organics in Air - Mansfield Air Lab								
p/m-Xylene	ND	1.73	--	ND	7.51	--		4.326
Bromoform	ND	0.865	--	ND	8.94	--		4.326
Styrene	ND	0.865	--	ND	3.68	--		4.326
1,1,2,2-Tetrachloroethane	ND	0.865	--	ND	5.94	--		4.326
o-Xylene	ND	0.865	--	ND	3.76	--		4.326
4-Ethyltoluene	ND	0.865	--	ND	4.25	--		4.326
1,3,5-Trimethylbenzene	ND	0.865	--	ND	4.25	--		4.326
1,2,4-Trimethylbenzene	ND	0.865	--	ND	4.25	--		4.326
Benzyl chloride	ND	0.865	--	ND	4.48	--		4.326
1,3-Dichlorobenzene	ND	0.865	--	ND	5.20	--		4.326
1,4-Dichlorobenzene	ND	0.865	--	ND	5.20	--		4.326
1,2-Dichlorobenzene	ND	0.865	--	ND	5.20	--		4.326
1,2,4-Trichlorobenzene	ND	0.865	--	ND	6.42	--		4.326
Naphthalene	ND	0.822	--	ND	4.31	--		4.326
Hexachlorobutadiene	ND	0.865	--	ND	9.23	--		4.326

Internal Standard	% Recovery	Qualifier	Acceptance Criteria
1,4-Difluorobenzene	87		60-140
Bromochloromethane	95		60-140
chlorobenzene-d5	89		60-140

Project Name: 136 FULLER ROAD
Project Number: 2222575.05
Lab Number: L2582219
Report Date: 01/07/26

Method Blank Analysis
Batch Quality Control

Analytical Method: 48,TO-15
Analytical Date: 01/06/26 15:37

Parameter	ppbV Results	ppbV RL	ppbV MDL	ug/m3 Results	ug/m3 RL	ug/m3 MDL	Qualifier	Dilution Factor
Volatile Organics in Air - Mansfield Air Lab for sample(s): 01 Batch: WG2162265-4								
Dichlorodifluoromethane	ND	0.200	--	ND	0.989	--		1
Chloromethane	ND	0.200	--	ND	0.413	--		1
Freon-114	ND	0.200	--	ND	1.40	--		1
Vinyl chloride	ND	0.200	--	ND	0.511	--		1
1,3-Butadiene	ND	0.200	--	ND	0.442	--		1
Bromomethane	ND	0.200	--	ND	0.777	--		1
Chloroethane	ND	0.200	--	ND	0.528	--		1
Ethanol	ND	5.00	--	ND	9.42	--		1
Vinyl bromide	ND	0.200	--	ND	0.874	--		1
Acetone	ND	1.00	--	ND	2.38	--		1
Trichlorofluoromethane	ND	0.200	--	ND	1.12	--		1
Isopropanol	ND	1.00	--	ND	2.46	--		1
1,1-Dichloroethene	ND	0.200	--	ND	0.793	--		1
Tertiary butyl Alcohol	ND	0.500	--	ND	1.52	--		1
Methylene chloride	ND	0.500	--	ND	1.74	--		1
3-Chloropropene	ND	0.200	--	ND	0.626	--		1
Carbon disulfide	ND	0.200	--	ND	0.623	--		1
Freon-113	ND	0.200	--	ND	1.53	--		1
trans-1,2-Dichloroethene	ND	0.200	--	ND	0.793	--		1
1,1-Dichloroethane	ND	0.200	--	ND	0.809	--		1
Methyl tert butyl ether	ND	0.200	--	ND	0.721	--		1
2-Butanone	ND	0.500	--	ND	1.47	--		1
cis-1,2-Dichloroethene	ND	0.200	--	ND	0.793	--		1
Ethyl Acetate	ND	0.500	--	ND	1.80	--		1
Chloroform	ND	0.200	--	ND	0.977	--		1

Project Name: 136 FULLER ROAD
Project Number: 2222575.05
Lab Number: L2582219
Report Date: 01/07/26

Method Blank Analysis
Batch Quality Control

Analytical Method: 48,TO-15
Analytical Date: 01/06/26 15:37

Parameter	ppbV Results	ppbV RL	ppbV MDL	ug/m3 Results	ug/m3 RL	ug/m3 MDL	Qualifier	Dilution Factor
Volatile Organics in Air - Mansfield Air Lab for sample(s): 01 Batch: WG2162265-4								
Tetrahydrofuran	ND	0.500	--	ND	1.47	--		1
1,2-Dichloroethane	ND	0.200	--	ND	0.809	--		1
n-Hexane	ND	0.200	--	ND	0.705	--		1
1,1,1-Trichloroethane	ND	0.200	--	ND	1.09	--		1
Benzene	ND	0.200	--	ND	0.639	--		1
Carbon tetrachloride	ND	0.200	--	ND	1.26	--		1
Cyclohexane	ND	0.200	--	ND	0.688	--		1
1,2-Dichloropropane	ND	0.200	--	ND	0.924	--		1
Bromodichloromethane	ND	0.200	--	ND	1.34	--		1
1,4-Dioxane	ND	0.200	--	ND	0.721	--		1
Trichloroethene	ND	0.200	--	ND	1.07	--		1
2,2,4-Trimethylpentane	ND	0.200	--	ND	0.934	--		1
Heptane	ND	0.200	--	ND	0.820	--		1
cis-1,3-Dichloropropene	ND	0.200	--	ND	0.908	--		1
4-Methyl-2-pentanone	ND	0.500	--	ND	2.05	--		1
trans-1,3-Dichloropropene	ND	0.200	--	ND	0.908	--		1
1,1,2-Trichloroethane	ND	0.200	--	ND	1.09	--		1
Toluene	ND	0.200	--	ND	0.754	--		1
2-Hexanone	ND	0.200	--	ND	0.820	--		1
Dibromochloromethane	ND	0.200	--	ND	1.70	--		1
1,2-Dibromoethane	ND	0.200	--	ND	1.54	--		1
Tetrachloroethene	ND	0.200	--	ND	1.36	--		1
Chlorobenzene	ND	0.200	--	ND	0.921	--		1
Ethylbenzene	ND	0.200	--	ND	0.869	--		1
p/m-Xylene	ND	0.400	--	ND	1.74	--		1

Project Name: 136 FULLER ROAD
Project Number: 2222575.05
Lab Number: L2582219
Report Date: 01/07/26

Method Blank Analysis
Batch Quality Control

Analytical Method: 48,TO-15
Analytical Date: 01/06/26 15:37

Parameter	ppbV Results	ppbV RL	ppbV MDL	ug/m3 Results	ug/m3 RL	ug/m3 MDL	Qualifier	Dilution Factor
Volatile Organics in Air - Mansfield Air Lab for sample(s): 01 Batch: WG2162265-4								
Bromoform	ND	0.200	--	ND	2.07	--		1
Styrene	ND	0.200	--	ND	0.852	--		1
1,1,2,2-Tetrachloroethane	ND	0.200	--	ND	1.37	--		1
o-Xylene	ND	0.200	--	ND	0.869	--		1
4-Ethyltoluene	ND	0.200	--	ND	0.983	--		1
1,3,5-Trimethylbenzene	ND	0.200	--	ND	0.983	--		1
1,2,4-Trimethylbenzene	ND	0.200	--	ND	0.983	--		1
Benzyl chloride	ND	0.200	--	ND	1.04	--		1
1,3-Dichlorobenzene	ND	0.200	--	ND	1.20	--		1
1,4-Dichlorobenzene	ND	0.200	--	ND	1.20	--		1
1,2-Dichlorobenzene	ND	0.200	--	ND	1.20	--		1
1,2,4-Trichlorobenzene	ND	0.200	--	ND	1.48	--		1
Naphthalene	ND	0.190	--	ND	0.996	--		1
Hexachlorobutadiene	ND	0.200	--	ND	2.13	--		1

Lab Control Sample Analysis
Batch Quality Control

Project Name: 136 FULLER ROAD
Project Number: 2222575.05

Lab Number: L2582219
Report Date: 01/07/26

Parameter	LCS %Recovery	Qual	LCSD %Recovery	Qual	%Recovery Limits	RPD	Qual	RPD Limits
Volatile Organics in Air - Mansfield Air Lab	Associated sample(s): 01		Batch: WG2162265-3					
Dichlorodifluoromethane	100		-		70-130	-		
Chloromethane	86		-		70-130	-		
Freon-114	98		-		70-130	-		
Vinyl chloride	88		-		70-130	-		
1,3-Butadiene	88		-		70-130	-		
Bromomethane	93		-		70-130	-		
Chloroethane	82		-		70-130	-		
Ethanol	74		-		40-160	-		
Vinyl bromide	74		-		70-130	-		
Acetone	84		-		40-160	-		
Trichlorofluoromethane	98		-		70-130	-		
Isopropanol	71		-		40-160	-		
1,1-Dichloroethene	91		-		70-130	-		
Tertiary butyl Alcohol	**69**	Q	-		70-130	-		
Methylene chloride	102		-		70-130	-		
3-Chloropropene	86		-		70-130	-		
Carbon disulfide	93		-		70-130	-		
Freon-113	95		-		70-130	-		
trans-1,2-Dichloroethene	84		-		70-130	-		

Lab Control Sample Analysis
Batch Quality Control

Project Name: 136 FULLER ROAD
Project Number: 2222575.05

Lab Number: L2582219
Report Date: 01/07/26

Parameter	LCS %Recovery	Qual	LCSD %Recovery	Qual	%Recovery Limits	RPD	Qual	RPD Limits
Volatile Organics in Air - Mansfield Air Lab Associated sample(s): 01 Batch: WG2162265-3								
1,1-Dichloroethane	89		-		70-130	-		
Methyl tert butyl ether	88		-		70-130	-		
2-Butanone	85		-		70-130	-		
cis-1,2-Dichloroethene	89		-		70-130	-		
Ethyl Acetate	87		-		70-130	-		
Chloroform	102		-		70-130	-		
Tetrahydrofuran	96		-		70-130	-		
1,2-Dichloroethane	94		-		70-130	-		
n-Hexane	90		-		70-130	-		
1,1,1-Trichloroethane	94		-		70-130	-		
Benzene	103		-		70-130	-		
Carbon tetrachloride	113		-		70-130	-		
Cyclohexane	90		-		70-130	-		
1,2-Dichloropropane	93		-		70-130	-		
Bromodichloromethane	108		-		70-130	-		
1,4-Dioxane	92		-		70-130	-		
Trichloroethene	97		-		70-130	-		
2,2,4-Trimethylpentane	96		-		70-130	-		
Heptane	103		-		70-130	-		

Lab Control Sample Analysis
Batch Quality Control

Project Name: 136 FULLER ROAD
Project Number: 2222575.05

Lab Number: L2582219
Report Date: 01/07/26

Parameter	LCS %Recovery	Qual	LCSD %Recovery	Qual	%Recovery Limits	RPD	Qual	RPD Limits
Volatile Organics in Air - Mansfield Air Lab Associated sample(s): 01 Batch: WG2162265-3								
cis-1,3-Dichloropropene	112		-		70-130	-		
4-Methyl-2-pentanone	101		-		70-130	-		
trans-1,3-Dichloropropene	123		-		70-130	-		
1,1,2-Trichloroethane	100		-		70-130	-		
Toluene	95		-		70-130	-		
2-Hexanone	97		-		70-130	-		
Dibromochloromethane	106		-		70-130	-		
1,2-Dibromoethane	109		-		70-130	-		
Tetrachloroethene	97		-		70-130	-		
Chlorobenzene	106		-		70-130	-		
Ethylbenzene	98		-		70-130	-		
p/m-Xylene	102		-		70-130	-		
Bromoform	109		-		70-130	-		
Styrene	109		-		70-130	-		
1,1,2,2-Tetrachloroethane	114		-		70-130	-		
o-Xylene	106		-		70-130	-		
4-Ethyltoluene	100		-		70-130	-		
1,3,5-Trimethylbenzene	110		-		70-130	-		
1,2,4-Trimethylbenzene	105		-		70-130	-		

Lab Control Sample Analysis
Batch Quality Control

Project Name: 136 FULLER ROAD
Project Number: 2222575.05

Lab Number: L2582219
Report Date: 01/07/26

Parameter	LCS %Recovery	Qual	LCSD %Recovery	Qual	%Recovery Limits	RPD	Qual	RPD Limits
Volatile Organics in Air - Mansfield Air Lab	Associated sample(s): 01		Batch: WG2162265-3					
Benzyl chloride	76		-		70-130	-		
1,3-Dichlorobenzene	112		-		70-130	-		
1,4-Dichlorobenzene	109		-		70-130	-		
1,2-Dichlorobenzene	105		-		70-130	-		
1,2,4-Trichlorobenzene	108		-		70-130	-		
Naphthalene	78		-		70-130	-		
Hexachlorobutadiene	103		-		70-130	-		

Project Name: 136 FULLER ROAD

Project Number: 2222575.05

Lab Number: L2582219

Report Date: 01/07/26

Canister and Flow Controller Information

Samplenum	Client ID	Media ID	Media Type	Date Prepared	Bottle Order	Cleaning Batch ID	Can Leak Check	Initial Pressure (in. Hg)	Pressure on Receipt	Flow Controler Leak Chk	Flow Out mL/min	Flow In	% RPD
L2582219-01	EFFLUENT_DEC25	683	1.0L Can	12/10/25	547073	L2574480-05	Pass	-29.2	-1.3	-	-	-	-

Project Name: BATCH CANISTER CERTIFICATION
Project Number: CANISTER QC BAT

Lab Number: L2574480
Report Date: 01/07/26

Air Canister Certification Results

Lab ID: L2574480-05
Client ID: CAN 6160 SHELF 58
Sample Location:

Date Collected: 11/20/25 14:00
Date Received: 11/21/25
Field Prep: Not Specified

Sample Depth:
Matrix: Air
Anaytical Method: 48,TO-15
Analytical Date: 11/22/25 02:34
Analyst: ONG

	ppbV			ug/m3				
Parameter	**Results**	**RL**	**MDL**	**Results**	**RL**	**MDL**	**Qualifier**	**Dilution Factor**
Volatile Organics in Air - Mansfield Air Lab								
Chlorodifluoromethane	ND	0.200	--	ND	0.707	--		1
Propylene	ND	0.500	--	ND	0.861	--		1
Propane	ND	0.500	--	ND	0.902	--		1
Dichlorodifluoromethane	ND	0.200	--	ND	0.989	--		1
Chloromethane	ND	0.200	--	ND	0.413	--		1
Freon-114	ND	0.200	--	ND	1.40	--		1
Methanol	ND	5.00	--	ND	6.55	--		1
Vinyl chloride	ND	0.200	--	ND	0.511	--		1
1,3-Butadiene	ND	0.200	--	ND	0.442	--		1
Butane	ND	0.200	--	ND	0.475	--		1
Bromomethane	ND	0.200	--	ND	0.777	--		1
Chloroethane	ND	0.200	--	ND	0.528	--		1
Ethanol	ND	5.00	--	ND	9.42	--		1
Dichlorofluoromethane	ND	0.200	--	ND	0.842	--		1
Vinyl bromide	ND	0.200	--	ND	0.874	--		1
Acrolein	ND	0.500	--	ND	1.15	--		1
Acetone	ND	1.00	--	ND	2.38	--		1
Acetonitrile	ND	0.200	--	ND	0.336	--		1
Trichlorofluoromethane	ND	0.200	--	ND	1.12	--		1
Isopropanol	ND	1.00	--	ND	2.46	--		1
Acrylonitrile	ND	0.500	--	ND	1.09	--		1
Pentane	ND	0.200	--	ND	0.590	--		1
Ethyl ether	ND	0.200	--	ND	0.606	--		1
1,1-Dichloroethene	ND	0.200	--	ND	0.793	--		1

Project Name: BATCH CANISTER CERTIFICATION
Project Number: CANISTER QC BAT
Lab Number: L2574480
Report Date: 01/07/26

Air Canister Certification Results

Lab ID: L2574480-05
Client ID: CAN 6160 SHELF 58
Sample Location:

Date Collected: 11/20/25 14:00
Date Received: 11/21/25
Field Prep: Not Specified

Sample Depth:

Parameter	ppbV Results	ppbV RL	ppbV MDL	ug/m3 Results	ug/m3 RL	ug/m3 MDL	Qualifier	Dilution Factor
Volatile Organics in Air - Mansfield Air Lab								
Tertiary butyl Alcohol	ND	0.500	--	ND	1.52	--		1
Methylene chloride	ND	0.500	--	ND	1.74	--		1
3-Chloropropene	ND	0.200	--	ND	0.626	--		1
Carbon disulfide	ND	0.200	--	ND	0.623	--		1
Freon-113	ND	0.200	--	ND	1.53	--		1
trans-1,2-Dichloroethene	ND	0.200	--	ND	0.793	--		1
1,1-Dichloroethane	ND	0.200	--	ND	0.809	--		1
Methyl tert butyl ether	ND	0.200	--	ND	0.721	--		1
Vinyl acetate	ND	1.00	--	ND	3.52	--		1
Xylenes, total	ND	0.600	--	ND	0.869	--		1
2-Butanone	ND	0.500	--	ND	1.47	--		1
cis-1,2-Dichloroethene	ND	0.200	--	ND	0.793	--		1
Ethyl Acetate	ND	0.500	--	ND	1.80	--		1
Chloroform	ND	0.200	--	ND	0.977	--		1
Tetrahydrofuran	ND	0.500	--	ND	1.47	--		1
2,2-Dichloropropane	ND	0.200	--	ND	0.924	--		1
1,2-Dichloroethane	ND	0.200	--	ND	0.809	--		1
n-Hexane	ND	0.200	--	ND	0.705	--		1
Diisopropyl ether	ND	0.200	--	ND	0.836	--		1
tert-Butyl Ethyl Ether	ND	0.200	--	ND	0.836	--		1
1,2-Dichloroethene (total)	ND	1.00	--	ND	1.00	--		1
1,1,1-Trichloroethane	ND	0.200	--	ND	1.09	--		1
1,1-Dichloropropene	ND	0.200	--	ND	0.908	--		1
Benzene	ND	0.200	--	ND	0.639	--		1
Carbon tetrachloride	ND	0.200	--	ND	1.26	--		1
Cyclohexane	ND	0.200	--	ND	0.688	--		1
tert-Amyl Methyl Ether	ND	0.200	--	ND	0.836	--		1

Project Name: BATCH CANISTER CERTIFICATION
Project Number: CANISTER QC BAT
Lab Number: L2574480
Report Date: 01/07/26

Air Canister Certification Results

Lab ID: L2574480-05
Client ID: CAN 6160 SHELF 58
Sample Location:

Date Collected: 11/20/25 14:00
Date Received: 11/21/25
Field Prep: Not Specified

Sample Depth:

Parameter	ppbV Results	ppbV RL	ppbV MDL	ug/m3 Results	ug/m3 RL	ug/m3 MDL	Qualifier	Dilution Factor
Volatile Organics in Air - Mansfield Air Lab								
Dibromomethane	ND	0.200	--	ND	1.42	--		1
1,2-Dichloropropane	ND	0.200	--	ND	0.924	--		1
Bromodichloromethane	ND	0.200	--	ND	1.34	--		1
1,4-Dioxane	ND	0.200	--	ND	0.721	--		1
Trichloroethene	ND	0.200	--	ND	1.07	--		1
2,2,4-Trimethylpentane	ND	0.200	--	ND	0.934	--		1
Methyl Methacrylate	ND	0.500	--	ND	2.05	--		1
Heptane	ND	0.200	--	ND	0.820	--		1
cis-1,3-Dichloropropene	ND	0.200	--	ND	0.908	--		1
4-Methyl-2-pentanone	ND	0.500	--	ND	2.05	--		1
trans-1,3-Dichloropropene	ND	0.200	--	ND	0.908	--		1
1,1,2-Trichloroethane	ND	0.200	--	ND	1.09	--		1
Toluene	ND	0.200	--	ND	0.754	--		1
1,3-Dichloropropane	ND	0.200	--	ND	0.924	--		1
2-Hexanone	ND	0.200	--	ND	0.820	--		1
Dibromochloromethane	ND	0.200	--	ND	1.70	--		1
1,2-Dibromoethane	ND	0.200	--	ND	1.54	--		1
Butyl acetate	ND	0.500	--	ND	2.38	--		1
Octane	ND	0.200	--	ND	0.934	--		1
Tetrachloroethene	ND	0.200	--	ND	1.36	--		1
1,1,1,2-Tetrachloroethane	ND	0.200	--	ND	1.37	--		1
Chlorobenzene	ND	0.200	--	ND	0.921	--		1
Ethylbenzene	ND	0.200	--	ND	0.869	--		1
p/m-Xylene	ND	0.400	--	ND	1.74	--		1
Bromoform	ND	0.200	--	ND	2.07	--		1
Styrene	ND	0.200	--	ND	0.852	--		1
1,1,2,2-Tetrachloroethane	ND	0.200	--	ND	1.37	--		1

Project Name: BATCH CANISTER CERTIFICATION
Project Number: CANISTER QC BAT
Lab Number: L2574480
Report Date: 01/07/26

Air Canister Certification Results

Lab ID: L2574480-05
Client ID: CAN 6160 SHELF 58
Sample Location:

Date Collected: 11/20/25 14:00
Date Received: 11/21/25
Field Prep: Not Specified

Sample Depth:

Parameter	ppbV Results	ppbV RL	ppbV MDL	ug/m3 Results	ug/m3 RL	ug/m3 MDL	Qualifier	Dilution Factor
Volatile Organics in Air - Mansfield Air Lab								
o-Xylene	ND	0.200	--	ND	0.869	--		1
1,2,3-Trichloropropane	ND	0.200	--	ND	1.21	--		1
Nonane	ND	0.200	--	ND	1.05	--		1
Isopropylbenzene	ND	0.200	--	ND	0.983	--		1
Bromobenzene	ND	0.200	--	ND	0.793	--		1
2-Chlorotoluene	ND	0.200	--	ND	1.04	--		1
n-Propylbenzene	ND	0.200	--	ND	0.983	--		1
4-Chlorotoluene	ND	0.200	--	ND	1.04	--		1
4-Ethyltoluene	ND	0.200	--	ND	0.983	--		1
1,3,5-Trimethylbenzene	ND	0.200	--	ND	0.983	--		1
tert-Butylbenzene	ND	0.200	--	ND	1.10	--		1
1,2,4-Trimethylbenzene	ND	0.200	--	ND	0.983	--		1
Decane	ND	0.200	--	ND	1.16	--		1
Benzyl chloride	ND	0.200	--	ND	1.04	--		1
1,3-Dichlorobenzene	ND	0.200	--	ND	1.20	--		1
1,4-Dichlorobenzene	ND	0.200	--	ND	1.20	--		1
sec-Butylbenzene	ND	0.200	--	ND	1.10	--		1
p-Isopropyltoluene	ND	0.200	--	ND	1.10	--		1
1,2-Dichlorobenzene	ND	0.200	--	ND	1.20	--		1
n-Butylbenzene	ND	0.200	--	ND	1.10	--		1
1,2-Dibromo-3-chloropropane	ND	0.200	--	ND	1.93	--		1
Undecane	ND	0.200	--	ND	1.28	--		1
Dodecane	ND	0.200	--	ND	1.39	--		1
1,2,4-Trichlorobenzene	ND	0.200	--	ND	1.48	--		1
Naphthalene	ND	0.200	--	ND	0.996	--		1
1,2,3-Trichlorobenzene	ND	0.200	--	ND	1.48	--		1
Hexachlorobutadiene	ND	0.200	--	ND	2.13	--		1

Project Name: BATCH CANISTER CERTIFICATION
Project Number: CANISTER QC BAT
Lab Number: L2574480
Report Date: 01/07/26

Air Canister Certification Results

Lab ID: L2574480-05
Client ID: CAN 6160 SHELF 58
Sample Location:

Date Collected: 11/20/25 14:00
Date Received: 11/21/25
Field Prep: Not Specified

Sample Depth:

Parameter	ppbV Results	ppbV RL	ppbV MDL	ug/m3 Results	ug/m3 RL	ug/m3 MDL	Qualifier	Dilution Factor
Volatile Organics in Air - Mansfield Air Lab								

	Results	Qualifier	Units	RDL	Dilution Factor
Tentatively Identified Compounds					
2,6-Dibromo-4-methylaniline	1.1	NJ	ppbV		1
Cyclotrisiloxane, Hexamethyl-	1.9	NJ	ppbV		1

Internal Standard	% Recovery	Qualifier	Acceptance Criteria
1,4-Difluorobenzene	94		60-140
Bromochloromethane	98		60-140
chlorobenzene-d5	92		60-140

Project Name: BATCH CANISTER CERTIFICATION
Project Number: CANISTER QC BAT
Lab Number: L2574480
Report Date: 01/07/26

Air Canister Certification Results

Lab ID: L2574480-05
Client ID: CAN 6160 SHELF 58
Sample Location:

Date Collected: 11/20/25 14:00
Date Received: 11/21/25
Field Prep: Not Specified

Sample Depth:
Matrix: Air
Anaytical Method: 48,TO-15-SIM
Analytical Date: 11/22/25 02:34
Analyst: KMH

	ppbV			ug/m3				
Parameter	**Results**	**RL**	**MDL**	**Results**	**RL**	**MDL**	**Qualifier**	**Dilution Factor**
Volatile Organics in Air by SIM - Mansfield Air Lab								
Dichlorodifluoromethane	ND	0.200	--	ND	0.989	--		1
Chloromethane	ND	0.200	--	ND	0.413	--		1
Freon-114	ND	0.050	--	ND	0.349	--		1
Vinyl chloride	ND	0.020	--	ND	0.051	--		1
1,3-Butadiene	ND	0.020	--	ND	0.044	--		1
Bromomethane	ND	0.020	--	ND	0.078	--		1
Chloroethane	ND	0.100	--	ND	0.264	--		1
Acrolein	ND	0.050	--	ND	0.115	--		1
Acetone	ND	1.00	--	ND	2.38	--		1
Trichlorofluoromethane	ND	0.050	--	ND	0.281	--		1
Acrylonitrile	ND	0.500	--	ND	1.09	--		1
1,1-Dichloroethene	ND	0.020	--	ND	0.079	--		1
Methylene chloride	ND	0.500	--	ND	1.74	--		1
Freon-113	ND	0.050	--	ND	0.383	--		1
trans-1,2-Dichloroethene	ND	0.020	--	ND	0.079	--		1
1,1-Dichloroethane	ND	0.020	--	ND	0.081	--		1
Methyl tert butyl ether	ND	0.200	--	ND	0.721	--		1
2-Butanone	ND	0.500	--	ND	1.47	--		1
cis-1,2-Dichloroethene	ND	0.020	--	ND	0.079	--		1
Chloroform	ND	0.020	--	ND	0.098	--		1
1,2-Dichloroethane	ND	0.020	--	ND	0.081	--		1
1,1,1-Trichloroethane	ND	0.020	--	ND	0.109	--		1
Benzene	ND	0.100	--	ND	0.319	--		1
Carbon tetrachloride	ND	0.020	--	ND	0.126	--		1

Project Name: BATCH CANISTER CERTIFICATION
Project Number: CANISTER QC BAT
Lab Number: L2574480
Report Date: 01/07/26

Air Canister Certification Results

Lab ID: L2574480-05
Client ID: CAN 6160 SHELF 58
Sample Location:

Date Collected: 11/20/25 14:00
Date Received: 11/21/25
Field Prep: Not Specified

Sample Depth:

Parameter	ppbV Results	ppbV RL	ppbV MDL	ug/m3 Results	ug/m3 RL	ug/m3 MDL	Qualifier	Dilution Factor
Volatile Organics in Air by SIM - Mansfield Air Lab								
1,2-Dichloropropane	ND	0.020	--	ND	0.092	--		1
Bromodichloromethane	ND	0.020	--	ND	0.134	--		1
1,4-Dioxane	ND	0.100	--	ND	0.360	--		1
Trichloroethene	ND	0.020	--	ND	0.107	--		1
cis-1,3-Dichloropropene	ND	0.020	--	ND	0.091	--		1
4-Methyl-2-pentanone	ND	0.500	--	ND	2.05	--		1
trans-1,3-Dichloropropene	ND	0.020	--	ND	0.091	--		1
1,1,2-Trichloroethane	ND	0.020	--	ND	0.109	--		1
Toluene	ND	0.100	--	ND	0.377	--		1
Dibromochloromethane	ND	0.020	--	ND	0.170	--		1
1,2-Dibromoethane	ND	0.020	--	ND	0.154	--		1
Tetrachloroethene	ND	0.020	--	ND	0.136	--		1
1,1,1,2-Tetrachloroethane	ND	0.020	--	ND	0.137	--		1
Chlorobenzene	ND	0.100	--	ND	0.461	--		1
Ethylbenzene	ND	0.020	--	ND	0.087	--		1
p/m-Xylene	ND	0.040	--	ND	0.174	--		1
Bromoform	ND	0.020	--	ND	0.207	--		1
Styrene	ND	0.020	--	ND	0.085	--		1
1,1,2,2-Tetrachloroethane	ND	0.020	--	ND	0.137	--		1
o-Xylene	ND	0.020	--	ND	0.087	--		1
Isopropylbenzene	ND	0.200	--	ND	0.983	--		1
4-Ethyltoluene	ND	0.020	--	ND	0.098	--		1
1,3,5-Trimethybenzene	ND	0.020	--	ND	0.098	--		1
1,2,4-Trimethylbenzene	ND	0.020	--	ND	0.098	--		1
Benzyl chloride	ND	0.100	--	ND	0.518	--		1
1,3-Dichlorobenzene	ND	0.020	--	ND	0.120	--		1
1,4-Dichlorobenzene	ND	0.020	--	ND	0.120	--		1

Project Name: BATCH CANISTER CERTIFICATION
Project Number: CANISTER QC BAT
Lab Number: L2574480
Report Date: 01/07/26

Air Canister Certification Results

Lab ID: L2574480-05
Client ID: CAN 6160 SHELF 58
Sample Location:

Date Collected: 11/20/25 14:00
Date Received: 11/21/25
Field Prep: Not Specified

Sample Depth:

Parameter	ppbV Results	ppbV RL	ppbV MDL	ug/m3 Results	ug/m3 RL	ug/m3 MDL	Qualifier	Dilution Factor
Volatile Organics in Air by SIM - Mansfield Air Lab								
sec-Butylbenzene	ND	0.200	--	ND	1.10	--		1
p-Isopropyltoluene	ND	0.200	--	ND	1.10	--		1
1,2-Dichlorobenzene	ND	0.020	--	ND	0.120	--		1
n-Butylbenzene	ND	0.200	--	ND	1.10	--		1
1,2,4-Trichlorobenzene	ND	0.050	--	ND	0.371	--		1
Naphthalene	ND	0.050	--	ND	0.262	--		1
1,2,3-Trichlorobenzene	ND	0.050	--	ND	0.371	--		1
Hexachlorobutadiene	ND	0.050	--	ND	0.533	--		1

Internal Standard	% Recovery	Qualifier	Acceptance Criteria
1,4-difluorobenzene	100		60-140
bromochloromethane	104		60-140
chlorobenzene-d5	99		60-140

Project Name: 136 FULLER ROAD
Project Number: 2222575.05

Lab Number: L2582219
Report Date: 01/07/26

Sample Receipt and Container Information

Were project specific reporting limits specified? YES

Cooler Information

Cooler	Custody Seal
NA	Absent

Container Information

Container ID	Container Type	Cooler	Initial pH	Final pH	Temp deg C	Pres	Seal	Frozen Date/Time	Analysis(*)
L2582219-01A	Canister - 1L (Batch Certified)	NA	NA			Y	Absent		TO15-LL(30)

*Values in parentheses indicate holding time in days

Project Name:	136 FULLER ROAD	**Lab Number:**	L2582219
Project Number:	2222575.05	**Report Date:**	01/07/26

GLOSSARY

Acronyms

DL - Detection Limit: This value represents the level to which target analyte concentrations are reported as estimated values, when those target analyte concentrations are quantified below the limit of quantitation (LOQ). The DL includes any adjustments from dilutions, concentrations or moisture content, where applicable. (DoD report formats only.)

EDL - Estimated Detection Limit: This value represents the level to which target analyte concentrations are reported as estimated values, when those target analyte concentrations are quantified below the reporting limit (RL). The EDL includes any adjustments from dilutions, concentrations or moisture content, where applicable. The use of EDLs is specific to the analysis of PAHs using Solid-Phase Microextraction (SPME).

EMPC - Estimated Maximum Possible Concentration: The concentration that results from the signal present at the retention time of an analyte when the ions meet all of the identification criteria except the ion abundance ratio criteria. An EMPC is a worst-case estimate of the concentration.

EPA - Environmental Protection Agency.

LCS - Laboratory Control Sample: A sample matrix, free from the analytes of interest, spiked with verified known amounts of analytes or a material containing known and verified amounts of analytes.

LCSD - Laboratory Control Sample Duplicate: Refer to LCS.

LFB - Laboratory Fortified Blank: A sample matrix, free from the analytes of interest, spiked with verified known amounts of analytes or a material containing known and verified amounts of analytes.

LOD - Limit of Detection: This value represents the level to which a target analyte can reliably be detected for a specific analyte in a specific matrix by a specific method. The LOD includes any adjustments from dilutions, concentrations or moisture content, where applicable. (DoD report formats only.)

LOQ - Limit of Quantitation: The value at which an instrument can accurately measure an analyte at a specific concentration. The LOQ includes any adjustments from dilutions, concentrations or moisture content, where applicable. (DoD report formats only.)

Limit of Quantitation: The value at which an instrument can accurately measure an analyte at a specific concentration. The LOQ includes any adjustments from dilutions, concentrations or moisture content, where applicable. (DoD report formats only.)

MDL - Method Detection Limit: This value represents the level to which target analyte concentrations are reported as estimated values, when those target analyte concentrations are quantified below the reporting limit (RL). The MDL includes any adjustments from dilutions, concentrations or moisture content, where applicable.

MS - Matrix Spike Sample: A sample prepared by adding a known mass of target analyte to a specified amount of matrix sample for which an independent estimate of target analyte concentration is available. For Method 332.0, the spike recovery is calculated using the native concentration, including estimated values.

MSD - Matrix Spike Sample Duplicate: Refer to MS.

NA - Not Applicable.

NC - Not Calculated: Term is utilized when one or more of the results utilized in the calculation are non-detect at the parameter's reporting unit.

NDPA/DPA - N-Nitrosodiphenylamine/Diphenylamine.

NI - Not Ignitable.

NP - Non-Plastic: Term is utilized for the analysis of Atterberg Limits in soil.

NR - No Results: Term is utilized when 'No Target Compounds Requested' is reported for the analysis of Volatile or Semivolatile Organic TIC only requests.

RL - Reporting Limit: The value at which an instrument can accurately measure an analyte at a specific concentration. The RL includes any adjustments from dilutions, concentrations or moisture content, where applicable.

RPD - Relative Percent Difference: The results from matrix and/or matrix spike duplicates are primarily designed to assess the precision of analytical results in a given matrix and are expressed as relative percent difference (RPD). Values which are less than five times the reporting limit for any individual parameter are evaluated by utilizing the absolute difference between the values; although the RPD value will be provided in the report.

SRM - Standard Reference Material: A reference sample of a known or certified value that is of the same or similar matrix as the associated field samples.

STLP - Semi-dynamic Tank Leaching Procedure per EPA Method 1315.

TEF - Toxic Equivalency Factors: The values assigned to each dioxin and furan to evaluate their toxicity relative to 2,3,7,8-TCDD.

TEQ - Toxic Equivalent: The measure of a sample's toxicity derived by multiplying each dioxin and furan by its corresponding TEF and then summing the resulting values.

TIC - Tentatively Identified Compound: A compound that has been identified to be present and is not part of the target compound list (TCL) for the method and/or program. All TICs are qualitatively identified and reported as estimated concentrations.

Report Format: Data Usability Report

Project Name:	136 FULLER ROAD	**Lab Number:**	L2582219
Project Number:	2222575.05	**Report Date:**	01/07/26

Footnotes

1 - The reference for this analyte should be considered modified since this analyte is absent from the target analyte list of the original method.

Terms

Analytical Method: Both the document from which the method originates and the analytical reference method. (Example: EPA 8260B is shown as 1,8260B.) The codes for the reference method documents are provided in the References section of the Addendum.

Chlordane: The target compound Chlordane (CAS No. 57-74-9) is reported for GC ECD analyses. Per EPA,this compound "refers to a mixture of chlordane isomers, other chlorinated hydrocarbons and numerous other components." (Reference: USEPA Toxicological Review of Chlordane, In Support of Summary Information on the Integrated Risk Information System (IRIS), December 1997.)

Difference: With respect to Total Oxidizable Precursor (TOP) Assay analysis, the difference is defined as the Post-Treatment value minus the Pre-Treatment value.

Final pH: As it pertains to Sample Receipt & Container Information section of the report, Final pH reflects pH of container determined after adjustment at the laboratory, if applicable. If no adjustment required, value reflects Initial pH.

Frozen Date/Time: With respect to Volatile Organics in soil, Frozen Date/Time reflects the date/time at which associated Reagent Water-preserved vials were initially frozen. Note: If frozen date/time is beyond 48 hours from sample collection, value will be reflected in 'bold'.

Gasoline Range Organics (GRO): Gasoline Range Organics (GRO) results include all chromatographic peaks eluting from Methyl tert butyl ether through Naphthalene, with the exception of GRO analysis in support of State of Ohio programs, which includes all chromatographic peaks eluting from Hexane through Dodecane.

Initial pH: As it pertains to Sample Receipt & Container Information section of the report, Initial pH reflects pH of container determined upon receipt, if applicable.

PAH Total: With respect to Alkylated PAH analyses, the 'PAHs, Total' result is defined as the summation of results for all or a subset of the following compounds: Naphthalene, C1-C4 Naphthalenes, 2-Methylnaphthalene, 1-Methylnaphthalene, Biphenyl, Acenaphthylene, Acenaphthene, Fluorene, C1-C3 Fluorenes, Phenanthrene, C1-C4 Phenanthrenes/Anthracenes, Anthracene, Fluoranthene, Pyrene, C1-C4 Fluoranthenes/Pyrenes, Benz(a)anthracene, Chrysene, C1-C4 Chrysenes, Benzo(b)fluoranthene, Benzo(j)+(k)fluoranthene, Benzo(e)pyrene, Benzo(a)pyrene, Perylene, Indeno(1,2,3-cd)pyrene, Dibenz(ah)+(ac)anthracene, Benzo(g,h,i)perylene. If a 'Total' result is requested, the results of its individual components will also be reported.

PFAS Total: With respect to PFAS analyses, the 'PFAS, Total (5)' result is defined as the summation of results for: PFHpA, PFHxS, PFOA, PFNA and PFOS. In addition, the 'PFAS, Total (6)' result is defined as the summation of results for: PFHpA, PFHxS, PFOA, PFNA, PFDA and PFOS. For MassDEP DW compliance analysis only, the 'PFAS, Total (6)' result is defined as the summation of results at or above the RL. Note: If a 'Total' result is requested, the results of its individual components will also be reported.

Total: With respect to Organic analyses, a 'Total' result is defined as the summation of results for individual isomers or Aroclors. If a 'Total' result is requested, the results of its individual components will also be reported. This is applicable to 'Total' results for methods 8260, 8081 and 8082.

Data Qualifiers

A - Spectra identified as "Aldol Condensates" are byproducts of the extraction/concentration procedures when acetone is introduced in the process.

B - The analyte was detected above the reporting limit in the associated method blank. Flag only applies to associated field samples that have detectable concentrations of the analyte at less than ten times (10x) the concentration found in the blank. For MCP-related projects, flag only applies to associated field samples that have detectable concentrations of the analyte at less than ten times (10x) the concentration found in the blank. For DOD-related projects, flag only applies to associated field samples that have detectable concentrations of the analyte at less than ten times (10x) the concentration found in the blank AND the analyte was detected above one-half the reporting limit (or above the reporting limit for common lab contaminants) in the associated method blank. For NJ-Air-related projects, flag only applies to associated field samples that have detectable concentrations of the analyte above the reporting limit. For NJ-related projects (excluding Air), flag only applies to associated field samples that have detectable concentrations of the analyte, which was detected above the reporting limit in the associated method blank or above five times the reporting limit for common lab contaminants (Phthalates, Acetone, Methylene Chloride, 2-Butanone).

C - Co-elution: The target analyte co-elutes with a known lab standard (i.e. surrogate, internal standards, etc.) for co-extracted analyses.

D - Concentration of analyte was quantified from diluted analysis. Flag only applies to field samples that have detectable concentrations of the analyte.

E - Concentration of analyte exceeds the range of the calibration curve and/or linear range of the instrument.

F - The ratio of quantifier ion response to qualifier ion response falls outside of the laboratory criteria. Results are considered to be an estimated maximum concentration.

G - The concentration may be biased high due to matrix interferences (i.e, co-elution) with non-target compound(s). The result should be considered estimated.

H - The analysis of pH was performed beyond the regulatory-required holding time of 15 minutes from the time of sample collection.

I - The lower value for the two columns has been reported due to obvious interference.

J - Estimated value. This represents an estimated concentration for Tentatively Identified Compounds (TICs).

M - Reporting Limit (RL) exceeds the MCP CAM Reporting Limit for this analyte.

Report Format: Data Usability Report

Project Name:	136 FULLER ROAD	**Lab Number:**	L2582219
Project Number:	2222575.05	**Report Date:**	01/07/26

Data Qualifiers

ND - Not detected at the reporting limit (RL) for the sample.

NJ - Presumptive evidence of compound. This represents an estimated concentration for Tentatively Identified Compounds (TICs), where the identification is based on a mass spectral library search.

P - The RPD between the results for the two columns exceeds the method-specified criteria.

Q - The quality control sample exceeds the associated acceptance criteria. For DOD-related projects, LCS and/or Continuing Calibration Standard exceedences are also qualified on all associated sample results. Note: This flag is not applicable for matrix spike recoveries when the sample concentration is greater than 4x the spike added or for batch duplicate RPD when the sample concentrations are less than 5x the RL. (Metals only.)

R - Analytical results are from sample re-analysis.

RE - Analytical results are from sample re-extraction.

S - Analytical results are from modified screening analysis.

V - The surrogate associated with this target analyte has a recovery outside the QC acceptance limits. (Applicable to MassDEP DW Compliance samples only.)

Z - The batch matrix spike and/or duplicate associated with this target analyte has a recovery/RPD outside the QC acceptance limits. (Applicable to MassDEP DW Compliance samples only.)

Report Format: Data Usability Report

Project Name: 136 FULLER ROAD
Project Number: 2222575.05
Lab Number: L2582219
Report Date: 01/07/26

REFERENCES

48 Compendium of Methods for the Determination of Toxic Organic Compounds in Ambient Air. Second Edition. EPA/625/R-96/010b, January 1999.

LIMITATION OF LIABILITIES

Pace Analytical Services performs services with reasonable care and diligence normal to the analytical testing laboratory industry. In the event of an error, the sole and exclusive responsibility of Pace Analytical Services shall be to re-perform the work at it's own expense. In no event shall Pace Analytical Services be held liable for any incidental, consequential or special damages, including but not limited to, damages in any way connected with the use of, interpretation of, information or analysis provided by Pace Analytical Services.

We strongly urge our clients to comply with EPA protocol regarding sample volume, preservation, cooling, containers, sampling procedures, holding time and splitting of samples in the field.

ENV-FORM-WES2-0065 v02 Certificate/Approval Program Summary

Certification Information

The following analytes are not included in our Primary NELAP Scope of Accreditation:

PAS-WES2 Westborough Facility – 8 Walkup Dr. Westborough, MA 01581
EPA 624.1: m/p-xylene, o-xylene, Naphthalene
EPA 625.1: alpha-Terpineol
EPA 8260D: NPW: 1,2,4,5-Tetramethylbenzene; 4-Ethyltoluene; SCM: Iodomethane (methyl iodide), 1,2,4,5-Tetramethylbenzene; 4-Ethyltoluene.
EPA 8270E: NPW: Dimethylnaphthalene,1,4-Diphenylhydrazine, alpha-Terpineol, Azobenzene; SCM: Dimethylnaphthalene,1,4-Diphenylhydrazine.
SM4500: NPW: Amenable Cyanide; SCM: Total Phosphorus, TKN, NO2, NO3.

PAS-MANS Mansfield Facility – 320 Forbes Blvd. Mansfield, MA 02048
SM 2540D: TSS.
Biological Tissue Matrix: EPA 3050B

PAS-MAN1 Mansfield Facility – 120 Forbes Blvd. Mansfield, MA 02048
EPA TO-15: Halothane, 2,4,4-Trimethyl-2-pentene, 2,4,4-Trimethyl-1-pentene, Thiophene, 2-Methylthiophene, 3-Methylthiophene, 2-Ethylthiophene, 1,2,3-Trimethylbenzene, Indan, Indene, 1,2,4,5-Tetramethylbenzene, Benzothiophene, 1-Methylnaphthalene.
MADEP-APH.

PAS-ELON East Longmeadow Facility – 39 Spruce Street East Longmeadow, MA 01028
EPA 524.2: 1,3,5-Trichlorobenzene, m/p-Xylene, o-xylene.
EPA 625.1: 1,2-Dichlorobenzene, 1,3-Dichlorobenzene, 1,4-Dichlorobenzene, N-Nitrosodiphenylamine.
EPA 8081B NPW and SCM: Alachlor, Endrin Ketone, Hexachlorobenzene.
EPA 8260D NPW: Tetrahydrofuran, 1,3,5-Trichlorobenzene; **SCM:** TAME, TBEE, Diethyl ether, DIPE, Tetrahydrofuran. 1,3,5-Trichlorobenzene, Freon-113.
EPA 8270E: NPW: Carbazole, 1-Methylnaphthalene, Pentachloronitrobenzene; **SCM:** Carbazole, 1-Methylnaphthalene.
EPA TO-13: Air: Benzo(e)pyrene, 1-Methylnaphthalene, 2-Methylnaphthalene, Perylene.
EPA TO-4A Pesticide Air: delta-BHC, Endosulfan I, Endosulfan II, Endosulfan Sulfate, Endrin, Endrin Aldehyde, Endrin Ketone, Hexachlorobenzene, Methoxychlor.
SM4500: NPW: Amenable Cyanide; **SCM:** Total Phosphorus, TKN, NH3, NECi: NO2, NO3, ASTMD516.

The following test method is not included in our New Jersey Secondary NELAP Scope of Accreditation:

PAS-MANS Mansfield Facility – 320 Forbes Blvd. Mansfield, MA 02048
Determination of Selected Perfluorinated Alkyl Substances by Solid Phase Extraction and Liquid Chromatography/Tandem Mass Spectrometry Isotope Dilution (via Alpha SOP 23528)

The following analytes are included in our Massachusetts DEP Scope of Accreditation:

PAS-WES2 Westborough Facility – 8 Walkup Dr. Westborough, MA 01581

Drinking Water
EPA 300.0: Chloride, Nitrate-N, Fluoride, Sulfate; **EPA 353.2**: Nitrate-N, Nitrite-N; **SM4500NO3-F**: Nitrate-N, Nitrite-N; **SM4500F-C, SM4500CN-CE, EPA 180.1, SM2130B, SM4500Cl-D, SM2320B, SM2540C, SM4500H-B, SM4500NO2-B**
EPA 524.2: THMs and VOCs; **EPA 504.1:** EDB, DBCP.
Microbiology: **SM9215B; SM9223-P/A, SM9223B-Colilert-QT,SM9222D**.

Non-Potable Water
SM4500H,B, EPA 120.1, SM2510B, SM2540C, SM2320B, SM4500CL-E, SM4500F-BC, SM4500NH3-BH: Ammonia-N and Kjeldahl-N, **EPA 350.1**: Ammonia-N, **LACHAT 10-107-06-1-B**: Ammonia-N, **EPA 351.1, SM4500NO3-F, EPA 353.2**: Nitrate-N, **SM4500P-E, SM4500P-B, E, SM4500SO4-E, SM5220D, EPA 410.4, SM5210B, SM5310C, SM4500CL-G, EPA 1664, EPA 420.1, SM4500-CN-CE, SM2540D, EPA 300: Chloride, Sulfate, Nitrate.**
EPA 624.1: Volatile Halocarbons & Aromatics,
EPA 608.3: Chlordane, Toxaphene, Aldrin, alpha-BHC, beta-BHC, gamma-BHC, delta-BHC, Dieldrin, DDD, DDE, DDT, Endosulfan I, Endosulfan II, Endosulfan sulfate, Endrin, Endrin Aldehyde, Heptachlor, Heptachlor Epoxide, PCBs
EPA 625.1: SVOC (Acid/Base/Neutral Extractables).
Microbiology: **SM9223B-Colilert-QT; Enterolert-QT.**

ENV-FORM-WES2-0065 v02 Certificate/Approval Program Summary

PAS-MANS Mansfield Facility – 320 Forbes Blvd. Mansfield, MA 02048

Drinking Water
EPA 200.7: Al, Ba, Cd, Cr, Cu, Fe, Mn, Ni, Na, Ag, Ca, Zn. **EPA 200.8:** Al, Sb, As, Ba, Be, Cd, Cr, Cu, Pb, Mn, Ni, Se, Ag, TL, Zn. **EPA 245.1** Hg.
EPA 522, EPA 537.1.

Non-Potable Water
EPA 200.7: Al, Sb, As, Be, Cd, Ca, Cr, Co, Cu, Fe, Pb, Mg, Mn, Mo, Ni, K, Se, Ag, Na, Sr, TL, Ti, V, Zn.
EPA 200.8: Al, Sb, As, Be, Cd, Ca, Cr, Cu, Fe, Pb, Mg, Mn, Ni, K, Se, Ag, Na, TL, Zn.
EPA 245.1: Hg. **EPA 245.7:** Hg.
SM2340B

PAS-ELON East Longmeadow Facility – 39 Spruce Street East Longmeadow, MA 01028

Drinking Water

EPA 300.0: NO3, NO2, Fl, Cl, SO4. **NECI Reductase**: NO3, NO2.
SM4500F-C, SM4500Cl-B, ASTM D516, SM4500CN-C,E, EPA 180.1, SM2320B, SM 2540C, SM4500H-B, SM4500SO4-E.
EPA 537.1; EPA 524.2: THMs and VOCs; **EPA 504.1:** EDB, DBCP.
Microbiology: SM9223-P/A: TC/EC; SM9223B-Colilert-enumeration: TC/EC; HPC-Simplate.

Non-Potable Water

SM4500H-B, SM2510B, SM2540C, SM2320B, SM4500Cl-B, ASTMD516, SM4500NH3-B, C, EPA 350.1, NECi: NO3, **SM4500NH3-B, C: TKN, SM4500P-E: Ortho Phosphate, SM4500P-B, E: Total Phosphorus, EPA 410.4, SM5210B, SM5310C, SM4500CN-C, E, SM2540D, SM4500Cl-G, SM4500SO4-E, EPA 1664, EPA 420.1, EPA 300.0:** Cl, SO4, NO3.
EPA 624.1: Volatile Halocarbons, Volatile Aromatics.
EPA 608.3: Chlordane, Toxaphene, Aldrin, Alpha-BHC, Beta-BHC, Gamma-BHC, Delta-BHC, Dieldrin, DDD, DDE, DDT, Endosulfan I, Endosulfan II, Endosulfan Sulfate, Endrin, Endrin Aldehyde, Heptachlor, Heptachlor Epoxide, PCBs.
EPA 625.1: SVOC-Acid Extractables and Base/Neutrals
Microbiology: SM9223B-Colilert: E. coli (Ambient and Wastewater), **SM9223B-Colilert-18:** Fecal Coliform (Wastewater).

Certification IDs:

PAS-WES2 Westborough Facility – 8 Walkup Dr. Westborough, MA 01581
CT PH-0826, IL 200077, IN C-MA-03, KY kY98045, ME MA00086, MD 348, MA M-MA086, NH 2064, NJ MA935, NY 11148, NC (DW) 25700, NC (NPW/SCM) 666, OR MA-1316, PA 68-03671, RI LAO00065, TX T104704476, VT VT-0935, VA 460195.

PAS-MANS Mansfield Facility – 320 Forbes Blvd. Mansfield, MA 02048
ANAB/DoD L2474, CA 3117, CO MA00030, CT PH-0825, IL 200081, IN C-MA-04, KY KY98046, LA 85084, ME MA00030, MD 350, MA M-MA00030, MI 9110, MN 025-999-495, NH 2062, NJ MA015, NY 11627, NC (NPW/SCM) 685, OR MA-0262, PA 68-02089, RI LAO00299, TX T-104704419, UT MA00030, VT VT-0015, VA 460194, WA C954.

PAS-MAN1 Mansfield Air Lab Facility – 120 Forbes Blvd. Mansfield, MA 02048
ANAB/DoD L2474, LA 245052, ME MA01156, MN 025-999-498, NH 2249, NJ MA025, NY 12191, OR 4203, TX T104704583, VA 460311, WA C1104.

PAS-ELON East Longmeadow Facility – 39 Spruce St. East Longmeadow, MA 01028
CT PH-0821, ME MA00100, MI 9100, NC (DENR) 652, NC (DW) 25703, MA M-MA100, NH (Secondary) 2516, NH (Primary) 2557, NJ MA007, NY 10899, PA 68-05812, RI LAO00373, VA 460217, VT-255716, WV DEP 419, WV-DW 9979C, LA 05130, LA-DW LA042, MD-DW 373, OH 87781.

For a complete listing of analytes and methods, please contact your Project Manager.

Serial_No:01072616:28

AIR ANALYSIS

PAGE 1 OF 1

CHAIN OF CUSTODY

Pace ANALYTICAL SERVICES

120 Forbes Blvd, Mansfield, MA 02048
TEL: 508-822-9300 FAX: 508-822-3288

Date Rec'd in Lab: 12/20/25

Pace® Job #: L2582219

Client Information

Client: LaBella Associates
Address: 4 British American Blvd Latham, NY 12110
Phone: 720-626-6362
Fax:
Email: bfields@labellapc.com
☐ These samples have been previously analyzed by Pace

Project Information

Project Name: 136 Fuller Road
Project Location: Albany, NY
Project #: 2222575.05
Project Manager: Branson Fields
Pace® Quote #:

Turn-Around Time

☒ Standard ☐ RUSH (only confirmed if pre-approved)
Date Due: Time:

Report Information - Data Deliverables

☐ FAX
☐ ADEx
Criteria Checker:
(Default based on Regulatory Criteria Indicated)
Other Formats:
☒ EMAIL (standard pdf report)
☐ Additional Deliverables:
Report to: (if different than Project Manager)

Billing Information

☒ Same as Client info PO # 2222575.05
Invoice cc: ATPK@labellapc.com

Regulatory Requirements/Report Limits

State/Fed	Program	Res / Comm

Other Project Specific Requirements/Comments:

Project-Specific Target Compound List: ☐

All Columns Below Must Be Filled Out

PACE Lab ID (Lab Use Only)	Sample ID	COLLECTION End Date	Start Time	End Time	Initial Vacuum	Final Vacuum	Sample Matrix*	Sampler's Initials	Can Size	ID Can	ID - Flow Controller	ANALYSIS TO-15	TO-15 SIM	APH	Fixed Gases	Sulfides & Mercaptans by TO-15	☐	Sample Comments (i.e. PID)
822/9-01	Effluent_DEC25	12/19/25		09:45	-29.1	Ø	SV	BF	1L	683	0204	X						PID = 7.5 ppm

*SAMPLE MATRIX CODES
AA = Ambient Air (Indoor/Outdoor)
SV = Soil Vapor/Landfill Gas/SVE
Other = Please Specify

Container Type: 4L Can

Please print clearly, legibly and completely. Samples can not be logged in and turnaround time clock will not start until any ambi-guities are resolved. All samples submitted are subject to Pace's Terms and Conditions. See reverse side

Relinquished By	Date/Time	Received By	Date/Time
Branson Fields/LaBella BSC	12/19/25 1025	BSC Pace	12/19/25 1025
	12/20 340		12-20-25 0500
		12/20/25 0610	

Form No 101-02 Rev: (25-Sep-15)

Sample Delivery Group Summary

Pace Job Number : L2582219

Account Name : LaBella Associates, P.C.
Project Number : 2222575.05
Project Name : 136 FULLER ROAD

Received : 19-DEC-2025
Reviewer : Christopher J Anderson

Delivery Information

Samples Delivered By : Pace Courier

Chain of Custody : Present

Cooler Information

Cooler	Seal/Seal#	Preservation	Temperature(°C)	Additional Information
NA	Absent/			

Condition Information

1) All samples on COC received?	**YES**
2) Extra samples received?	**NO**
3) Are there any sample container discrepancies?	**NO**
4) Are there any discrepancies between COC & sample labels?	**NO**
5) Are samples in appropriate containers for requested analysis?	**YES**
6) Are samples properly preserved for requested analysis?	**YES**
7) Are samples within holding time for requested analysis?	**YES**
8) All sampling equipment returned?	**YES**

Volatile Organics/VPH

1) Reagent Water Vials Frozen by Client?	**NA**